



# STANFORD FOOTBALL GAME NOTES



X @STANFORDFBALL f @STANFORDFOOTBALL CONTACT: Brian Brownfield | 650.387.9430 | brianb88@stanford.edu



## USC Trojans

Record.....	2-0
Ranking (AP/Coaches).....	6/6
Head Coach.....	Lincoln Riley
Career Record.....	68-13 (7th)
Record at USC.....	13-3
Location.....	Los Angeles, Calif.
Founded.....	1880
Enrollment.....	49,500 (21,000 undergraduate)
Colors.....	Gold and Cardinal

## Stanford Cardinal

Record.....	1-0
Ranking (AP/Coaches).....	NR/NR
Head Coach.....	Troy Taylor
Career Record.....	31-8 (4th)
Record at Stanford.....	1-0
Location.....	Stanford, Calif.
Founded.....	1891
Enrollment.....	17,326 (7,761 undergraduate)
Colors.....	Cardinal and White

## GAMEDAY INFORMATION

<b>KICKOFF</b> .....	Saturday, Sept. 9 (7:30 p.m. PT)	<b>TELEVISION</b> .....	FOX
<b>LOCATION</b> .....	Los Angeles, Calif.	<b>LOCAL RADIO</b> .....	Cardinal Sports Network • KNBR 1050 AM
<b>STADIUM</b> .....	Los Angeles Memorial Coliseum	<b>KZSU RADIO</b> .....	90.1 FM
			Troy Clardy '97 (PxP), John Platz '84 (analyst)

## THE OPENING KICKOFF

- Game two of the 2023 season takes place on Saturday, Sept. 9 as Stanford takes on No. 6 USC in its first Pac-12 game of the year.
- Saturday's matchup against the Trojans will be the final Pac-12 meeting between these two storied programs, with USC leaving the conference for the Big 10, while Stanford accepted an invitation to the Atlantic Coast Conference on Sept. 1.
- The Troy Taylor era began on Sept. 1, with the Cardinal opening the season at Hawai'i and winning 37-24. The 37 points scored by the Cardinal are its most since the 2022 season opener against Colgate (41) and the most against an FBS opponent since Sept. 18, 2021 at Vanderbilt.
- The new-look Stanford offense gave the Rainbow Warriors plenty of fits in Week 1, racking up 406 yards of total offense, its most since last season's Week 2 game at home against USC.
- Perhaps the biggest difference of the game came on the ground, where Stanford popped off for 158 yards

- while holding Hawai'i to -5 rushing yards. That net total on the ground for the Rainbow Warriors is the fewest the Cardinal has allowed in a game since its Oct. 10, 2014 contest against Arizona State (-26 yards). It was also the fewest rushing yards the Cardinal defense has allowed in a non-conference road game since Sept. 20, 2003 at BYU (-5 yards).
- Stanford has enjoyed quite a bit of recent success in road non-conference games. The Cardinal's win in the season opener on Oahu is its third consecutive non-conference win away from home, the longest such winning streak for Stanford since 1971-72 (four games).
- The Cardinal was just 1-8 in the Pac-12 last year, and while it has struggled in conference play in recent seasons, it won in their most recent trip to the Los Angeles Memorial Coliseum. Stanford played at No. 14 USC on Sept. 11, 2021 and won 42-28. That game was the first collegiate start in the career of Tanner McKee.

## SCHEDULE

**OVERALL: 1-0**  
**HOME 0-0 | AWAY 1-0 | NEUTRAL 0-0**  
**PAC-12: 0-0**  
**HOME 0-0 | AWAY 0-0 | NEUTRAL 0-0**

**H** AT **HAWAI'I** **W**  
 SEPT. 1 // 8 PM PT // CBS SPORTS NETWORK **37-24**

**SC** AT **No. 6 USC**  
 SEPT. 9 // 7:30 PM // FOX

**SS** **SACRAMENTO STATE**  
 SEPT. 16 // 5 PM // PAC-12 NETWORK

**A** **ARIZONA**  
 SEPT. 23 // TBA // TBA

**O** **No. 13 OREGON**  
 SEPT. 30 // TBA // TBA

**CU** AT **No. 22 COLORADO**  
 OCT. 13 // 7 PM PT // ESPN

**Ucla** **UCLA**  
 OCT. 21 // TBA // TBA

**W** **No. 8 WASHINGTON**  
 OCT. 28 // TBA // TBA

**WS** AT **WASHINGTON STATE**  
 NOV. 4 // TBA // TBA

**OS** AT **No. 16 OREGON STATE**  
 NOV. 11 // TBA // TBA

**Cal** **CALIFORNIA**  
 NOV. 18 // TBA // TBA

**ND** **No. 10 NOTRE DAME**  
 NOV. 25 // TBA // TBA

## WHAT'S INSIDE

Game Information/Coverage.....	1
Media Information/Schedule.....	2
Game Notes.....	3-6
Standings/Pac-12 Schedules.....	7
Troy Taylor/Coaching Staff.....	8-18
Rosters.....	19-20
Depth Chart/Starters.....	21-22
The Last Time/Game Capsules.....	23-29
2023 Statistics.....	30-38

# MEDIA INFORMATION

## FOOTBALL COMMUNICATIONS

Director, Communications (primary)  
Brian Brownfield ..... brianb88@stanford.edu

Assistant Director (secondary)  
Maddie Gotreaux ..... mhgotreaux@stanford.edu

Associate AD, Communications  
Carter Henderson..... csh11@stanford.edu

Assistant AD, Communications  
Brian Riso ..... brisso@stanford.edu

## SOCIAL MEDIA

TWITTER ..... @StanfordFball  
INSTAGRAM ..... @StanfordFball  
FACEBOOK ..... @StanfordFootball  
WEBSITE ..... GoStanford.com

## TROY TAYLOR WEEKLY PRESSER

Bradford M. Freeman Director of Football Troy Taylor will hold his weekly press conference on Tuesday at 11 a.m. PT via Zoom. Coach Taylor will be followed by select student-athletes. Requests for Coach Taylor can be made to Brian Brownfield. The full weekly media availability schedule can be found below.

## OTHER MEDIA AVAILABILITY

Additional assistant coaches and student-athletes are available upon request following practice on Wednesday. Requests for student-athletes and assistant coaches can be directed to Brian Brownfield (brianb88@stanford.edu). Please make your weekly student-athlete requests by 5 p.m. on Tuesdays. Weekly media availabilities are subject to change and the full schedule can be found below for each week.

## POSTGAME INTERVIEWS

The Stanford locker room is closed. Postgame interviews will be conducted both in-person and virtually, both home and away. **NO INTERVIEWS ARE TO BE CONDUCTED ON THE FIELD FOLLOWING THE GAME.** Please contact Brian Brownfield to discuss virtual participation options.

## CREDENTIALS

Requests for Stanford home games may be submitted at: [www.SportsSystems.com/Stanfor](http://www.SportsSystems.com/Stanfor)

## VIRTUAL PRESS BOX

All media materials in 2023 can be found at [GoStanford.com/PressBox](http://GoStanford.com/PressBox), including game notes, media guides, live stats and more.

## CARDINAL SPORTS NETWORK

Stanford Football broadcasts can be heard on KNBR/KTCT AM 1050. Broadcasts can be heard throughout the Bay Area.

## KZSU BROADCAST

KZSU broadcasts all Stanford Football games on 90.1 FM.

## CONTENT & WORKPLACE POLICIES

1. Video clips of in-game competition, live or otherwise, online or via social media networks are not permitted. Still photos may be shared online and across social platforms during the game.
2. Any non-editorial or commercial use of any picture, audio, film, tape, or digital image or drawing of the event is prohibited without prior, specific, written authorization from the host institution.
3. Internet usage in all media areas, including media work areas, stadium pressbox, digital work room and the field, is for work-related purposes only. Media members who do not follow the proper internet procedures may have their credentials and internet access revoked for the remainder of the event.
4. Media should respect the work environment of their colleagues by maintaining a quiet and professional atmosphere in all working media areas. The press box will close three hours after the conclusion of the game.

## FIELD ACCESS & SIDELINE POLICY

Field access is limited to photographers, videographers and sideline reporters whose job function requires them to work from field level. Print media, and anyone working out of the press box, will only be permitted on the field for the final five minutes of games. No interviews should be conducted on the field.

1. Photo credentials will be issued only to accredited media outlets prior to the game and photo identification must be provided.
2. Photographers and videographers must check in at media will call located at Gate 8 of the stadium. Those photographers and videographers who will work on the sidelines

will be issued a photo vest. This photo vest must be worn at all times to gain access to the sidelines. Vests must be returned after the game at the on-field dropoff location situated next to the south endzone tunnel.

3. Only working photographers and videographers with professional-grade cameras will be allowed on the field. Those without proper equipment or not shooting the game will be escorted from the sidelines regardless of credential.

4. Working photographers and videographers are permitted to shoot in the designated area (between the two marked dotted lines outside the 20-yard lines and behind the end zone).

5. Photographers are encouraged to use the photo work areas, located on Level 3 of Stanford Stadium and the media room on Level 2 of the fieldhouse. Wireless internet is available. While security in this area is provided, Stanford University is not responsible for the loss of any items.

6. According to NCAA policies, the presence of any type of photographer and videographer in the bench area for all sports is strictly prohibited with the exception of one (1) institutional videographer in the football bench area. According to the NCAA Football Rules and Interpretations Manual (Rule 1, Section 2, Article 4b): "the team area shall be limited to squad members in uniform and a maximum of 40 other individuals directly involved in the game. The 40 individuals not in uniform shall wear special identification." (Rule 1, Section 2, Article 4e): "No media personnel, including journalists, radio and television personnel, or their equipment, shall be in the team area or coaching box, and no media personnel shall communicate in any way with persons in the team area or coaching box." Stanford Athletics prohibits photographers and videographers from stopping and shooting from behind the bench area or into the bench area.

COLLEGEPRESSBOX is the official media website for Division I football. Access and download game notes, quotes, statistics, media guides, headshots, logos and more for all FBS schools, conferences, postseason games, awards and the College Football Playoff. For access, please register for an account at [collegepressbox.com/register](http://collegepressbox.com/register)

# WEEKLY SCHEDULE

SUN	MON	TUE	WED	THU	FRI	SAT
NO AVAILABILITY	NO AVAILABILITY <b>Labor Day</b>	11 am PT TROY TAYLOR PRESS CONFERENCE <b>via Zoom</b>	Post-practice availability Coaches/Student-Athletes by request <b>in person</b>	Availability by request only	NO AVAILABILITY <b>Travel Day</b>	7:30 pm PT at USC  POSTGAME PRESS CONFERENCE <b>in person/Zoom</b>

# GAME NOTES

## THE MATCHUP

- Stanford and USC meet for the 102nd time on Saturday night, and the 52nd time inside the Coliseum.
- The most recent matchup between the two teams came in Week 2 last season inside Stanford Stadium, where USC topped the Cardinal 41-28.
- The last time these teams met in Los Angeles came in 2021, when the Cardinal went down to USC and upset the Trojans 42-28 on Sept. 11.
- These two storied programs have been evenly matched over the last several years, with the overall record even at 5-5 in the last 10 meetings dating back to 2014.
- Stanford won the first meeting between the Cardinal and Trojans in 1905, with a 16-0 shutout win.

## THIS DATE IN STANFORD HISTORY...

...the Cardinal won its first Pac-10 game of the 1995 season, beating Utah on the road 27-20. That game was part of a season-opening five-game stretch where the Cardinal went 4-0-1, with the one blemish on the record coming in a tie against Wisconsin in Week 3.

Stanford went on to finish the 1995 season 7-4-1 and earned a trip to the Liberty Bowl, the first bowl game for the program since 1992.

## HEAD COACH TROY TAYLOR

Troy Taylor enters his first season as the Bradford M. Freeman Director of Football, Andrew Luck Director of Offense and Kevin M. Hogan Quarterbacks Coach in 2023.

Taylor, the 35th head coach in program history, was hired on Dec. 10, 2022, by Jaquish & Kenninger Director of Athletics Bernard Muir. At Sacramento State, Taylor guided the Hornets to a 30-8 mark in four seasons and a berth in the FCS quarterfinals for the first time in school history. Prior to the 2022 season, Sacramento State had never won an FCS Playoff game in its program history.

Taylor led a high-powered Sacramento State team to a 12-1 record in 2022, with the Hornets ranking fourth nationally in scoring offense (42.9 ppg), fourth in total offense (499.8 ypg) and seventh in rushing offense (243.3 ypg). Sacramento State is the only FCS program that averaged at least 240 yards passing and 240 yards rushing per game, averaging 256.5 yards per game through the air and 243.3 on the ground.

Taylor took over a Stanford program that has won 108 games since the start of the 2010 season - a total that ranks among the nation's top-20 - with 31 of those wins coming against top-25 opponents, tied for the eighth-best mark in the country in that span.

Taylor was hired as head coach at Sacramento State on Dec. 17, 2018, inheriting a program that had compiled three two-win seasons in the prior four-year stretch. Taylor immediately turned the Hornets into nine-game winners in his first season, guiding the program to its first three Big Sky championships (the program opted out of the 2021 spring season) and its first FCS Playoff

appearances in school history, despite competing at the FCS level since 1994 and in the Big Sky Conference since 1996.

In 2022, Taylor's Hornets set the school record for victories in a season. Running back Cameron Skattebo was named Big Sky Offensive MVP, nickelback Marte Mapu was the Defensive MVP and Taylor was Co-Coach of the Year. Overall, 17 players were honored by the Big Sky, as Taylor was also named AFCA Regional Coach of the Year. Sacramento State's season came to a close with a 66-63 defeat in the FCS Quarterfinals.

As a player, Taylor guided Cordova High School to a 14-0 record and a section championship while being named the Northern California Player of the Year in 1985. Taylor continued his career at Cal, where he was the starting quarterback for the Golden Bears from 1986-89. Taylor led the Pac-10 in total offense as a senior and left Cal as the all-time leading passer with 8,126 yards. He was drafted by the New York Jets in the fourth round of the 1990 NFL Draft.

## END OF AN ERA

David Shaw announced his resignation from the program the morning after the 2022 season finale against BYU. The winningest coach in program history, Shaw finished his 12 seasons with a 96-54 record. Shaw was honored with the 2017 Bobby Dodd National Coach of the Year award and led Stanford to three Pac-12 titles and two Rose Bowl victories during his tenure.

In addition to guiding Stanford to three Rose Bowl Game appearances, Shaw is the only four-time Pac-12 Coach of the Year, having led the Cardinal to three conference titles. Shaw's 96 overall wins rank ninth in Pac-12 history while his 65 conference victories rank fifth. Stanford achieved 29 wins against top-25 opponents (ranking eighth nationally since 2011), 11 against top-10 programs and five against top-5 foes. Additionally, the Cardinal had 43 players drafted, a total ranking tied for 13th nationally and tied for the most in the Pac-12.

The Cardinal was equally accomplished in the classroom during Shaw's tenure, boasting a nation-leading 15 Academic All-Americans since 2010, five more than any other program and 10 more than any Pac-12 school in that span, including Andrew Luck (2011) and Christian McCaffrey (2015) as Academic All-Americans of the Year.

## RECENT DRAFT SUCCESS

The Cardinal has had 55 draft picks since 2010, second-most in the Pac-12 behind only USC. Stanford is tied for eighth nationally with 11 consensus All-Americans since 2010, and its 19 Academic All-Americans in that span is eight more than any other school nationally.

Since 2012, the number of draft picks to come out of Stanford is tops in the Pac-12 with 48, one more than USC (47). In the 2023 NFL Draft, the Cardinal had five players taken: Michael Wilson (3rd round, AZ), Kyu Blu

## INSIDE THE SERIES



34  
WINS

64  
LOSSES

3  
TIES



64  
WINS

34  
LOSSES

3  
TIES

AT STANFORD ..... USC leads, 34-13-2  
AT USC ..... USC leads, 29-21-1  
NEUTRAL ..... Series tied, 1-1

TAYLOR VS. USC ..... 0-0  
RILEY VS. STANFORD ..... 1-0

CURRENT STREAK ..... USC, 1  
LAST MEETING ..... USC, 41-28 (2022)  
LONGEST STANFORD STREAK ..... 4 (2009-12)  
LONGEST USC STREAK ..... 12 (1958-69)

LARGEST STANFORD WIN ..... 34 (55-21 in 2009)  
LARGEST USC WIN ..... 49 (49-0 in 1977)

## STATISTICAL COMPARISON

STANFORD	CATEGORY	USC
37	SCORING OFFENSE	61
24	SCORING DEFENSE	21
25	FIRST DOWNS	53
20	FIRST DOWNS ALLOWED	36
158	RUSHING/GAME	187.5
-5	RUSHING DEFENSE/GAME	123.5
248	PASSING/GAME	397
355	PASSING DEFENSE/GAME	254.5
406	TOTAL OFFENSE/GAME	584.5
350	TOTAL DEFENSE/GAME	378
N/A	KICK RETURN AVG.	34.5
14	PUNT RETURN AVG.	19.5
9-81	PENALTIES-YARDS	16-132
3-3	FIELD GOALS-ATTEMPTS	1-1
34:15	AVG. TIME OF POSSESSION	26:40
7-14 (50%)	3RD DOWN OFFENSE	11-19 (57.9%)
8-16 (50%)	3RD DOWN DEFENSE	10-32 (31.3%)
N/A	4TH DOWN OFFENSE	2-3 (66.7%)
1-3 (33%)	4TH DOWN DEFENSE	2-5 (40%)
5-5 (100%)	RED ZONE OFFENSE	10-10 (100%)
2-3 (67%)	RED ZONE DEFENSE	3-3 (100%)
0	TURNOVER MARGIN	0

## STATISTICAL LEADERS

STANFORD	PASSING				
	CMP	ATT	YDS	TD	INT
Ashton Daniels	25	36	248	2	0
USC	CMP	ATT	YDS	TD	INT
Caleb Williams	36	49	597	9	0

STANFORD	RUSHING				
	G	ATT	NET	AVG	TD
Casey Filkins	1	6	67	11.2	0
Ashton Daniels	1	11	42	3.8	0
USC	G <td>ATT <td>NET <td>AVG <td>TD</td> </td></td></td>	ATT <td>NET <td>AVG <td>TD</td> </td></td>	NET <td>AVG <td>TD</td> </td>	AVG <td>TD</td>	TD
MarShawn Lloyd	2	16	118	7.4	1
Quinten Joyner	2	9	99	11.0	1

STANFORD	RECEIVING				
	G	REC	YDS	AVG	TD
Benjamin Yurosek	1	9	138	15.3	1
John Humphreys	1	3	29	9.7	1
USC	G <td>REC <td>YDS <td>AVG <td>TD</td> </td></td></td>	REC <td>YDS <td>AVG <td>TD</td> </td></td>	YDS <td>AVG <td>TD</td> </td>	AVG <td>TD</td>	TD
Tahj Washington	2	5	160	32.0	3
Duce Robinson	2	4	115	28.8	1

# GAME NOTES

## CARDINAL HONOR ROLL

### TIGER BACHMEIJER (FR / WR)

» Preseason Freshman All-American (247Sports)

### DAVID BAILEY (SO / OLB)

» Preseason Honorable Mention All-Pac-12 LB (Media)  
» Preseason Second Team All-Pac-12 LB (Phil Steele)  
» Chuck Bednarik Award Watch List  
» Pac-12 Defensive Lineman of the Week (Sept. 5)

### GAETHAN BERNADEL (JR / ILB)

» Preseason Fourth Team All-Pac-12 LB (Phil Steele)

### BRYCE FARRELL (SR / WR)

» Preseason Fourth Team All-Pac-12 KR (Phil Steele)

### ALAKA'I GILMAN (SR / S)

» Polynesian College Football Player of the Year Award Watch List

### JOHN HUMPHREYS (SR / WR)

» Wuerful Trophy Watch List  
» Campbell Trophy Watch List

### JOSHUA KARTY (SR / K)

» Preseason First Team All-Pac-12 PK (Media)  
» Preseason First Team All-Pac-12 PK (Phil Steele)  
» Preseason Special Teams Player of the Year (Phil Steele)  
» Preseason First Team All-American PK (AP)  
» Preseason First Team All-American PK (The Sporting News)  
» Preseason First Team All-American PK (Phil Steele)  
» Lou Groza Award Watch List  
» 2024 Senior Bowl Watch List

### JAXSON MOI (SO / DL)

» Polynesian College Football Player of the Year Award Watch List

### BAILEY PARSONS (SR / LS)

» Preseason Second Team All-Pac-12 LS (Phil Steele)  
» Patrick Mannelly Award Watch List  
» 2024 Senior Bowl Watch List

### ARI PATU (JR / QB)

» Polynesian College Football Player of the Year Award Watch List

### TOBIN PHILLIPS (SR / DL)

» Preseason Fourth Team All-Pac-12 DL (Phil Steele)

### E. J. SMITH (SR / RB)

» Preseason Third Team All-Pac-12 RB (Phil Steele)  
» Doak Walker Award Watch List  
» Earl Campbell Tyler Rose Award Watch List  
» Comeback Player of the Year Award Watch List

### BENJAMIN YUROSEK (SR / TE)

» Preseason First Team All-Pac-12 TE (Phil Steele)  
» Preseason Second Team All-Pac-12 TE (Media)  
» John Mackey Award Watch List  
» 2024 Senior Bowl Watch List

Kelly (6th round, BAL), Tanner McKee (6th round, PHI), Elijah Higgins (6th round, MIA), and Kendall Williamson (7th round, CHI).

Since 2010, Stanford has appeared in nine bowl games, including three Rose Bowl Games, an Orange Bowl and a Fiesta Bowl.

### FIRST START, FIRST WIN

Leading up until kickoff against Hawai'i, there was intrigue over who would start under center for Stanford. No quarterback on the roster had attempted more than 30 passes in their collegiate career, and head coach Taylor kept the Cardinal starting quarterback under wraps in the week leading up to the game.

When Stanford took the offense for the first time, it was sophomore quarterback Ashton Daniels who broke the huddle as the signal caller. Daniels entered the game with just six career pass attempts but flourished in his first collegiate start.

Daniels went 25-36 in the air for 248 yards and his first two collegiate passing touchdowns, with the highlight coming on a 32-yard reverse flea flicker to Benjamin Yurosek in the second quarter. He also carried the ball 11 times, adding 42 yards on the ground.

### SACK ATTACK

Stanford's defense has not had a game like its season opener against Hawai'i in some time. Beginning the season with a bang, the Stanford defense piled up six sacks, while the Cardinal offensive line prevented starting quarterback Ashton Daniels from getting sacked.

The six sacks recorded by the Stanford defense are its most in a single game since a Nov. 24, 2018 tilt against UCLA, when the unit also recorded six. It is the most sacks the defense has had in a non-conference road game since Sept. 16, 2017 at San Diego State, a game in which the Cardinal also piled up six sacks.

The main man behind the pass rush was edge rusher David Bailey, who led the team with three sacks. It was the first multi-sack game in the young career of David Bailey, and it was also the first three-sack game by a Cardinal player since Henry Anderson on Nov. 15, 2014 against Utah.

Two additional Cardinal defenders had their first career sacks in the season-opening win over Hawai'i: defensive lineman Anthony Franklin and safety Scotty Edwards. For Edwards, the sack in the fourth quarter came at the conclusion of his first career start.

### RAINBOW WARRIORS GROUNDED

Stanford's defense did not let the Hawai'i offense get anything going on the ground in the season opener. While Hawai'i threw for 355 yards against the Cardinal defense, they were limited to -5 yards in the ground game, thanks in part to the six-sack effort from the Cardinal pass rush.

In holding Hawai'i to negative rushing yards, Stanford's defense had its best performance in limiting the opposition's running game since Oct. 10, 2014 against Arizona State, when the Sun Devils had -26 yards on the ground. It was also the Cardinal's best performance in a non-conference road game since Sept. 20, 2003 at BYU when Stanford held the Cougars to -5 rushing yards.

### TIGHT END U IN FULL SWING

Stanford has long been considered "Tight End University" after producing many productive NFL tight ends over the years. Benjamin Yurosek could be next in line after a monster first game in the 2023 season.

Yurosek was more than just a security blanket for first-time starting quarterback Ashton Daniels; he was the primary weapon. Yurosek was targeted 10 times and hauled in nine passes for a career-best 138 receiving yards and a 32-yard touchdown on a reverse flea flicker. For comparison, no other Stanford receiver had more than three catches against the Rainbow Warriors.

Most of Yurosek's damage came in the first half, with the second quarter being when he really burst onto the scene. In the first half, Yurosek had seven receptions for 113 yards and his touchdown. Hawai'i had no answers for the senior tight end in the second quarter, where he caught five passes for 85 yards, including the first passing touchdown of the year for Stanford.

### BACK TO THE BACKS

While there will be a focus on the passing game for Stanford in 2023, an area of strength should be the running game. Stanford returns its two leading running backs from 2022 in Casey Filkins and E.J. Smith.

Smith was a Preseason All-Pac-12 selection heading into his junior campaign and started the season on pace for postseason honors, bursting free for an 87-yard touchdown on Stanford's first play from scrimmage. He finished with 206 rushing yards in less than two full games, averaging 6.9 yards per carry with three touchdowns. His season was cut short after suffering a season-ending injury in the USC game.

Casey Filkins took over the starting role for Stanford once Smith went down, and he started to come on strong as the season progressed. Coming out of the bye week, Filkins racked up his first 100-yard game against Washington, and in Stanford's win against Notre Dame, he had 137 total yards with a touchdown. His season ended in late October with an arm injury.

These two combined for just 10 carries in the season opener at Hawai'i, with Stanford using six different ball carriers in its win over the Rainbow Warriors. Still, Filkins ripped off a career-long 47-yard scamper in the third quarter, and Smith scored the first points of the year on a one-yard rush in the first quarter.

### EARLY SEASON RUSHING SUCCESS

Stanford has enjoyed a lot of early-season success in the ground game. While it might not have received as much

# GAME NOTES

attention in the 2023 opener, it still was productive and kept the clock rolling.

Going back to 2021, after a neutral-site opener, the Cardinal played at USC and at Vanderbilt, racking up six touchdowns in the ground game with 345 total rushing yards, good for an average of 6.1 yards per carry.

Last season, the Cardinal opened the year against Colgate and USC at home and again put up great numbers on the ground. During those first two games, the Cardinal ran for 390 yards (5.3 yards per carry), with three touchdowns in both games.

Against Hawai'i, Stanford players carried the ball 34 times for 158 yards, with two rushing touchdowns to boot. While no player had more than 11 carries (starting QB Ashton Daniels), and nobody had more than 67 yards (Casey Filkins), their constant rotation of backs and running plays kept the Rainbow Warriors off-balanced defensively.

Bryce Farrell recorded his first career rushing touchdown on Friday night, scoring from two yards on out on a sweep in the second quarter. It was just the second overall touchdown in his Stanford career.

## NEW FACES

With a brand new coaching staff intact, the 2023 Stanford roster looks drastically different than it has in the past. Of the 106 players, 35 are brand new to the program this year, including 28 freshmen.

An additional 29 Cardinal are sophomores, resulting in 57 underclassmen on the 2023 roster. In comparison to last year's team, there were 27 freshmen and 25 sophomores for a total of 52 underclassmen.

In the season opener at Hawai'i, eight Cardinal players made their collegiate debuts, and another eight made their first career starts.

## TEMPO = T.O.P.

Stanford's new-look offense was on display in the season opener, and despite featuring a high percentage of no-huddle, the Cardinal found themselves in front of the time of possession battle.

In the opener on Friday, the Cardinal held onto the ball for 34:15, a significant improvement over their average from the 2022 season (29:54), albeit with a small sample size.

Through two games in 2023, USC has not been on the field much, with an average time of possession of just 26:40. That hasn't slowed down their offense at all, as the Trojans have averaged an incredible 61 points per game. Keeping the powerful USC offense on the sideline is going to be an advantage for the Cardinal on Saturday, if they can continue to play at a fast pace.

## KARTY PARTY

Joshua Karty earned a host of awards during the 2022 season, becoming one of the best placekickers in the NCAA. He was named First Team All-America by the Associated Press, Second Team All-America by The Sporting News and Third Team All-America by the Football Writers Association of America.

Karty is just the second placekicker in school history to earn First Team All-America honors (Rod Garcia, 1973). He is the first Cardinal since 2018 to earn All-America honors (Paulson Adebo, FWA Second Team) and the first Stanford football player to earn First Team All-America honors since 2017 (Bryce Love, Associated Press).

Karty set a school record with a 61-yard field goal as time expired at Cal in 2022. The previous long was 59 yards (Rod Garcia at USC, 1973; Mark Harmon at Purdue (1981). The 61-yard field goal was the longest in the country by an FBS kicker (by two yards) and the second-longest in Pac-12 history (62 yards). It was tied for the sixth-longest field goal in the FBS dating back to 1996.

In the 2023 season opener against Hawai'i, Karty went 3-3 on field goals, running his consecutive field goals made streak to 21 (last miss came vs. Notre Dame on Nov. 27, 2021).

He finished last season 24-for-25 on PATs and 18-for-18 on FG attempts. For his career, he is 55-for-56 on PATs and 31-for-36 on field goals. His five misses have come from 49, 51, 54, 55 and 58 yards.

## STRENGTH OF SCHEDULE

Stanford faces another very tough schedule during the 2023 season, thanks in large part to the strength of the Pac-12. The Cardinal will face five of the six ranked teams in the Pac-12 this year, and will see six ranked teams overall.

There is no better example of the strength of the Pac-12 than by looking at how the conference started the season. Through Week 1, the Pac-12 is a combined 13-0, the best start for the conference since 1938.

Of the ranked Pac-12 teams that Stanford faces, four of those teams were inside the Preseason AP Top-25, with its toughest opponent scheduled as No. 6 USC on September 9 in Los Angeles.

Three of the Cardinal's ranked matchups take place at home this year: Sept. 30 vs. No. 13 Oregon, Oct. 28 vs. No. 8 Washington, and Nov. 25 vs. No. 10 Notre Dame.

Many pundits believe that Stanford's schedule is one of the hardest in the country. According to 247Sports.com, Stanford has the 17th-most difficult schedule. This is based in part thanks to Stanford having the 15th-most difficult schedule based on last year's win-percentage totals.

## STANFORD RECORD WHEN...

	2023	Taylor Era
Overall.....	1-0	1-0
Pac-12 (regular season).....	N/A	N/A
In-state opponents.....	N/A	N/A
Home.....	N/A	N/A
Away.....	1-0	1-0
Neutral.....	N/A	N/A
Current streak.....	.W1	.W1
Current home streak.....	N/A	N/A
Current road streak.....	.W1	.W1

vs. Top 25 teams.....	N/A	N/A
vs. unranked teams.....	1-0	1-0
Ranked higher.....	N/A	N/A
Opponent is ranked higher.....	N/A	N/A
Coming off a loss.....	N/A	N/A
Coming off a win.....	N/A	N/A
Coming off a bye week.....	N/A	N/A

Scoring first.....	1-0	1-0
Opponent scores first.....	N/A	N/A
Leading at halftime.....	1-0	1-0
Trailing at halftime.....	N/A	N/A
Tied at halftime.....	N/A	N/A
Leading after 3rd quarter.....	1-0	1-0
Trailing after 3rd quarter.....	N/A	N/A
Tied after 3rd quarter.....	N/A	N/A
Overtime.....	N/A	N/A

Scoring 0-19.....	N/A	N/A
Scoring 20-29.....	N/A	N/A
Scoring 30-39.....	1-0	1-0
Scoring 40+ points.....	N/A	N/A
Allowing 0-19.....	N/A	N/A
Allowing 20-29.....	1-0	1-0
Allowing 30-39.....	N/A	N/A
Allowing 40+ points.....	N/A	N/A

Outgaining opponent.....	1-0	1-0
Outrushing opponent.....	1-0	1-0
Passing for more yards.....	N/A	N/A
Outgained by opponent.....	N/A	N/A
Getting outrushed.....	N/A	N/A
Passing for fewer yards.....	1-0	1-0
Fewer penalty yards.....	1-0	1-0
More penalty yards.....	N/A	N/A

With 100-yard rusher.....	N/A	N/A
With 100-yard receiver.....	1-0	1-0
With 300-yard passer.....	N/A	N/A

Win turnover battle.....	N/A	N/A
Lose turnover battle.....	N/A	N/A
Win time of possession.....	1-0	1-0
Lose time of possession.....	N/A	N/A
Game decided by 0-3.....	N/A	N/A
Game decided by 4-8.....	N/A	N/A
Game decided by 9+.....	1-0	1-0

Day game.....	N/A	N/A
Night game.....	1-0	1-0

August.....	N/A	N/A
September.....	1-0	1-0
October.....	N/A	N/A
November.....	N/A	N/A
December.....	N/A	N/A
January.....	N/A	N/A

Monday.....	N/A	N/A
Tuesday.....	N/A	N/A
Wednesday.....	N/A	N/A
Thursday.....	N/A	N/A
Friday.....	1-0	1-0
Saturday.....	N/A	N/A
Sunday.....	N/A	N/A

ABC.....	N/A	N/A
CBS.....	N/A	N/A
CBS Sports Network.....	1-0	1-0
ESPN.....	N/A	N/A
ESPNU.....	N/A	N/A
FOX.....	N/A	N/A
FS1.....	N/A	N/A
NBC.....	N/A	N/A
Pac-12 Networks.....	N/A	N/A

# GAME NOTES

## STANFORD AND THE POLLS

### ASSOCIATED PRESS TOP 25

Week 2

RK	TEAM (1ST)	POINTS	RECORD
1.	Georgia (58)	1,569	1-0
2.	Michigan (2)	1,485	1-0
3.	Alabama	1,424	1-0
4.	Florida State (3)	1,384	1-0
5.	Ohio State	1,308	1-0
6.	Southern Cal	1,255	2-0
7.	Penn State	1,212	1-0
8.	Washington	1,107	1-0
9.	Tennessee	975	1-0
10.	Notre Dame	967	2-0
11.	Texas	935	1-0
12.	Utah	919	1-0
13.	Oregon	823	1-0
14.	LSU	706	0-1
15.	Kansas State	579	1-0
16.	Oregon State	558	1-0
17.	North Carolina	551	1-0
18.	Oklahoma	426	1-0
19.	Wisconsin	407	1-0
20.	Ole Miss	379	1-0
21.	Duke	343	1-0
22.	Colorado	269	1-0
23.	Texas A&M	267	1-0
24.	Tulane	241	1-0
25.	Clemson	141	0-1

Others Receiving Votes: Iowa 73, UCLA 55, Arkansas 28, TCU 27, Kentucky 15, Pittsburgh 8, Mississippi St. 5, Miami 4, NC State 4, Auburn 3, Troy 3, Fresno St. 3, Minnesota 3, Wyoming 3, Iowa St. 2, Texas St. 2, Texas Tech 1, Louisville 1, Washington St. 1, Illinois 1, Houston 1, UCF 1, James Madison 1.

### COACHES POLL TOP 25

Week 2

RK	TEAM (1ST)	POINTS	RECORD
1.	Georgia (63)	1,647	1-0
2.	Michigan (1)	1,534	1-0
3.	Alabama (2)	1,515	1-0
4.	Ohio State	1,422	1-0
5.	Florida State	1,388	1-0
6.	USC	1,283	2-0
7.	Penn State	1,216	1-0
8.	Washington	1,115	1-0
9.	Tennessee	1,099	1-0
10.	Texas	957	1-0
11.	Notre Dame	950	2-0
12.	Utah	924	1-0
13.	Oregon	904	1-0
14.	LSU	738	0-1
15.	Kansas State	630	1-0
16.	North Carolina	546	1-0
17.	Oklahoma	543	1-0
18.	Oregon State	499	1-0
19.	Wisconsin	445	1-0
20.	Ole Miss	411	1-0
21.	Clemson	287	0-1
22.	Tulane	255	1-0
23.	Texas A&M	236	1-0
24.	Duke	222	1-0
25.	Colorado	161	1-0

Others Receiving Votes: Iowa 111; Pittsburgh 53; Kentucky 50; UCLA 44; Texas Christian 40; Fresno State 30; Miami 22; Auburn 22; Arkansas 18; Maryland 14; Missouri 13; Troy 11; Oklahoma State 11; NC State 10; Illinois 9; Wyoming 8; Washington State 7; Wake Forest 7; Air Force 7; Minnesota 6; Mississippi State 5; South Carolina 4; Kansas 4; Texas Tech 3; Southern Methodist 3; Central Florida 3; Houston 2; Texas-San Antonio 1; Michigan State 1; Memphis 1; Louisville 1; James Madison 1; Arizona 1.

### STANFORD VS. RANKED OPPONENTS

2022	0-5 (.000)
Overall record	92-172-5 (.351)
Home	50-76-2 (.398)
Away	33-88-3 (.278)
Neutral (includes bowls)	9-8-0 (.529)

The most difficult outlook for the Stanford strength of schedule comes from College Football News, which ranks Stanford's schedule as the fourth toughest in the NCAA, behind only Purdue, Colorado and Iowa State.

### WHERE THEY'RE FROM

Stanford student-athletes on this year's roster hail from 30 states plus Canada.

There are a total of 15 student-athletes from Texas, the largest representation of student-athletes from outside of California (31) on the team. Behind Texas is Georgia (9), Florida (6), and New Jersey (5).

Three student-athletes are from Canada (Aaron Armitage, Elic Ayomanor, Brendon Barrow). 14 states are represented by one student-athlete.

Total: California (31), Texas (15), Georgia (9), Florida (6), New Jersey (5), Massachusetts (4), Tennessee (3), Alabama (2), Arizona (2), Colorado (2), Hawaii (2), Nevada (2), Oregon (2), Utah (2), Virginia (2), Arkansas, Connecticut, Idaho, Louisiana, Maryland, Michigan, Minnesota, Missouri, New Mexico, New York, North Carolina, North Dakota, Ohio, Washington.

### HONORING ANDREW LUCK

On August 17, Stanford Athletics announced its 2023 Hall of Fame class, with 10 former student-athletes being inducted. Andrew Luck was honored as one of this year's inductees.

A native of Houston, Texas, Luck is also the 19th Cardinal player to join the College Football Hall of Fame, which happened last season. Luck guided Stanford to 23 victories over his final two seasons, including appearances in the 2011 Orange Bowl and 2012 Fiesta Bowl.

He won the 2011 Maxwell, Walter Camp and Johnny Unitas Golden Arm awards and was a two-time runner-up (2010, 2011) for the Heisman Trophy. A 2011 First Team All-American and two-time conference Offensive Player of the Year, Luck rewrote the Stanford and conference record books. Luck went 31-8 as a starter, resurrecting a Stanford program that had suffered seven straight losing seasons before he became the starter in 2009. He passed for 9,430 yards and 82 touchdowns during his Cardinal career, adding 957 yards and seven more touchdowns on the ground.

He was selected with the No. 1 overall pick by the Indianapolis Colts in the 2012 NFL Draft and played seven seasons in the NFL before retiring prior to the 2019 campaign. He set the NFL record for most passing yards by a rookie quarterback (4,374) in 2012 and was named the NFL's Comeback Player of the Year in 2018.

## CARDINAL IN THE NFL

PLAYER	YEAR	TEAM
Adebo, Paulson	3rd	New Orleans Saints
Bailey, Jake	5th	Miami Dolphins
Dalman, Drew	3rd	Atlanta Falcons
Ertz, Zach	11th	Arizona Cardinals
Fleming, Cameron	10th	Denver Broncos
Herbig, Nate	5th	Pittsburgh Steelers
Higgins, Elijah	1st	Arizona Cardinals
Hooper, Austin	8th	Las Vegas Raiders
Irwin, Trenton	5th	Cincinnati Bengals
Kelly, Kyu Blu	1st	Seattle Seahawks
Little, Walker	3rd	Jacksonville Jaguars
McCaffrey, Christian	7th	San Francisco 49ers
McKee, Tanner	1st	Philadelphia Eagles
Mills, Davis	3rd	Houston Texans
Okereke, Bobby	5th	New York Giants
Parkinson, Colby	4th	Seattle Seahawks
Peat, Andrus	9th	New Orleans Saints
Phillips, Harrison	6th	Minnesota Vikings
Reid, Justin	6th	Kansas City Chiefs
Sarell, Foster	3rd	Los Angeles Chargers
Schultz, Dalton	6th	Houston Texans
Thomas, Solomon	7th	New York Jets
Toohill, Casey	4th	Washington Commanders

RESERVE	YEAR	TEAM
Anderson, Henry	9th	Carolina Panthers
Smith, Kaden	5th	Washington Commanders

PRACTICE SQUAD	YEAR	TEAM
Bonner, Ethan	1st	Miami Dolphins
Booker, Thomas	2nd	Philadelphia Eagles
Fehoko, Simi	3rd	Pittsburgh Steelers
Fisk, Tucker	2nd	Atlanta Falcons
Montgomery, Ty	9th	New England Patriots
Robinson, Curtis	3rd	San Francisco 49ers
Thomas, Michael	12th	Cincinnati Bengals
Tremayne, Brycen	1st	Washington Commanders
Williamson, Kendall	1st	Chicago Bears



# PAC-12 CONFERENCE

## 2023 STANDINGS

SCHOOL	Pac-12	Overall
USC	0-0	2-0
Arizona	0-0	1-0
Arizona State	0-0	1-0
California	0-0	1-0
Colorado	0-0	1-0
Oregon	0-0	1-0
Oregon State	0-0	1-0
Stanford	0-0	1-0
UCLA	0-0	1-0
Utah	0-0	1-0
Washington	0-0	1-0
Washington State	0-0	1-0

## THIS WEEK IN THE PAC-12 CONFERENCE

DAY	MATCHUP	TIME (PT)
Saturday	Nebraska @ Colorado	9:00 am
	Utah @ Baylor	9:00 am
	Tulsa @ Washington	2:00 pm
	Oregon @ Texas Tech	4:00 pm
	Arizona @ Mississippi State	4:30 pm
	UCLA @ San Diego State	4:30 pm
	Wisconsin @ Washington State	4:30 pm
	UC Davis @ Oregon State	6:00 pm
	Auburn @ California	7:30 pm
	Oklahoma State @ Arizona State	7:30 pm
	<b>Stanford @ USC</b>	<b>7:30 pm</b>

## PRESEASON POLL

SCHOOL (1ST)	POINTS
1. USC (25)	413
2. Washington (4)	367
3. Utah (6)	359
4. Oregon (1)	344
5. Oregon State	309
6. UCLA	248
7. Washington State	186
8. Arizona	176
9. California	132
10. Arizona State	122
11. Colorado	98
12. Stanford	54




### ARIZONA WILDCATS (1-0)



Date	Opponent	Time/Result
9/2	NORTHERN ARIZONA	W, 38-3
9/9	at Mississippi State	4:30 pm
9/16	UTEP	8:00 pm
9/23	at Stanford	TBA
9/30	WASHINGTON	TBA
10/7	at USC	TBA
10/14	at Washington State	TBA
10/28	OREGON STATE	TBA
11/4	UCLA	TBA
11/11	at Colorado	TBA
11/18	UTAH	TBA
11/25	at Arizona State	TBA

### COLORADO BUFFALOES (1-0)



Date	Opponent	Time/Result
9/2	at TCU	W, 45-42
9/9	NEBRASKA	9:00 am
9/16	COLORADO STATE	7:00 pm
9/23	at Oregon	TBA
9/30	USC	TBA
10/7	at Arizona State	TBA
10/13	STANFORD	7:00 PM
10/28	at UCLA	TBA
11/4	OREGON STATE	TBA
11/11	ARIZONA	TBA
11/17	at Washington State	7:30 pm
11/25	at Utah	TBA

### UCLA BRUINS (1-0)




Date	Opponent	Time/Result
9/2	COASTAL CAROLINA	W, 27-13
9/9	at San Diego State	4:30 pm
9/16	NORTH CAROLINA CENTRAL	2:00 pm
9/23	at Utah	TBA
10/7	WASHINGTON STATE	TBA
10/14	at Oregon State	TBA
10/21	at Stanford	TBA
10/28	COLORADO	TBA
11/4	at Arizona	TBA
11/11	ARIZONA STATE	TBA
11/18	at USC	TBA
11/25	CALIFORNIA	TBA

### WASHINGTON HUSKIES (1-0)




Date	Opponent	Time/Result
9/2	BOISE STATE	W, 56-19
9/9	TULSA	2:00 pm
9/16	at Michigan State	2:00 pm
9/23	CALIFORNIA	TBA
9/30	at Arizona	TBA
10/14	OREGON	TBA
10/21	ARIZONA STATE	TBA
10/28	at Stanford	TBA
11/4	at USC	TBA
11/11	UTAH	TBA
11/18	at Oregon State	TBA
11/25	WASHINGTON STATE	TBA

### ARIZONA STATE SUN DEVILS (1-0)




Date	Opponent	Time/Result
8/31	SOUTHERN UTAH	W, 24-21
9/9	OKLAHOMA STATE	7:30 pm
9/16	FRESNO STATE	7:30 pm
9/23	USC	TBA
9/30	at California	TBA
10/7	COLORADO	TBA
10/21	at Washington	TBA
10/28	WASHINGTON STATE	TBA
11/4	at Utah	TBA
11/11	at UCLA	TBA
11/18	OREGON	TBA
11/25	ARIZONA	TBA

### OREGON DUCKS (1-0)



Date	Opponent	Time/Result
9/2	PORTLAND STATE	W, 81-7
9/9	at Texas Tech	4:00 pm
9/16	HAWAII	5:00 pm
9/23	COLORADO	TBA
9/30	at Stanford	TBA
10/14	at Washington	TBA
10/21	WASHINGTON STATE	TBA
10/28	at Utah	TBA
11/4	CALIFORNIA	TBA
11/11	USC	TBA
11/18	at Arizona State	TBA
11/24	OREGON STATE	5:30 pm

### USC TROJANS (2-0)



Date	Opponent	Time/Result
8/26	SAN JOSE STATE	W, 56-28
9/2	NEVADA	W, 66-14
9/9	STANFORD	7:30 pm
9/23	at Arizona State	TBA
9/30	at Colorado	TBA
10/7	ARIZONA	TBA
10/14	at Notre Dame	4:30 pm
10/21	UTAH	TBA
10/28	at California	TBA
11/4	WASHINGTON	TBA
11/11	at Oregon	TBA
11/18	UCLA	TBA

### WASHINGTON STATE COUGARS (1-0)



Date	Opponent	Time/Result
9/2	at Colorado State	W, 50-24
9/9	WISCONSIN	4:30 pm
9/16	NORTHERN COLORADO	2:00 pm
9/23	OREGON STATE	TBA
10/7	at UCLA	TBA
10/14	ARIZONA	TBA
10/21	at Oregon	TBA
10/28	at Arizona State	TBA
11/4	STANFORD	TBA
11/11	at California	TBA
11/17	COLORADO	7:30 pm
11/25	at Washington	TBA

### CALIFORNIA GOLDEN BEARS (1-0)



Date	Opponent	Time/Result
9/2	at North Texas	W, 58-21
9/9	AUBURN	7:30 pm
9/16	IDAHO	1:00 pm
9/23	at Washington	TBA
9/30	ARIZONA STATE	TBA
10/7	OREGON STATE	TBA
10/14	at Utah	TBA
10/28	USC	TBA
11/4	at Oregon	TBA
11/11	WASHINGTON STATE	TBA
11/18	at Stanford	TBA
11/25	at UCLA	TBA

### OREGON STATE BEAVERS (1-0)



Date	Opponent	Time/Result
9/3	at San Jose State	42-17
9/9	UC DAVIS	6:00 pm
9/16	SAN DIEGO STATE	12:30 pm
9/23	at Washington State	TBA
9/29	UTAH	6:00 pm
10/7	at California	TBA
10/14	UCLA	TBA
10/28	at Arizona	TBA
11/4	at Colorado	TBA
11/11	STANFORD	TBA
11/18	WASHINGTON	TBA
11/24	at Oregon	5:30 pm

### UTAH UTES (1-0)



Date	Opponent	Time/Result
8/31	FLORIDA	W, 24-11
9/9	at Baylor	9:00 am
9/16	WEBER STATE	11:00 am
9/23	UCLA	TBA
9/29	at Oregon State	6:00 pm
10/14	CALIFORNIA	TBA
10/21	at USC	TBA
10/28	OREGON	TBA
11/4	ARIZONA STATE	TBA
11/11	at Washington	TBA
11/18	at Arizona	TBA
11/25	COLORADO	TBA

# COACHING STAFF

## TROY TAYLOR

**BRADFORD M. FREEMAN DIRECTOR OF FOOTBALL**  
**ANDREW LUCK DIRECTOR OF OFFENSE**  
**KEVIN M. HOGAN QUARTERBACKS COACH**  
**1ST SEASON AT STANFORD | 22ND SEASON OVERALL**



Troy Taylor enters his first season as the Bradford M. Freeman Director of Football, Andrew Luck Director of Offense and Kevin M. Hogan Quarterbacks Coach in 2023.

Taylor, the 35th head coach in program history, was hired on Dec. 10, 2022, by Jaquish & Kenninger Director of Athletics Bernard Muir. At Sacramento State, Taylor guided the Hornets to a 30-8 mark in four seasons and a berth in the FCS quarterfinals for the first time in school history. Prior to the 2022 season, Sacramento State had never won an FCS Playoff game in its program history.

Taylor led a high-powered Sacramento State team to a 12-1 record in 2022, with the Hornets ranking fourth nationally in scoring offense (42.9 ppg), fourth in total offense (499.8 ypg) and seventh in rushing offense (243.3 ypg). Sacramento State is the only FCS program that averaged at least 240 yards passing and 240 yards rushing per game, averaging 256.5 yards per game through the air and 243.3 on the ground.

Taylor took over a Stanford program that has won 108 games since the start of the 2010 season - a total that ranks among the nation's top-20 - with 31 of those wins coming against top-25 opponents, tied for the eighth-best mark in the country in that span.

The Cardinal is 14th nationally with 50 draft picks since 2010, second-most in the Pac-12. Stanford is tied for eighth nationally with 10 consensus All-Americans since 2010, and its 15 Academic All-Americans in that span is five more than any other school nationally.

Since 2010, Stanford has appeared in nine bowl games, including three Rose Bowl Games, an Orange Bowl and a Fiesta Bowl.

Taylor was hired as head coach at Sacramento State on Dec. 17, 2018, inheriting a program that had compiled three two-win seasons in the prior four-year stretch. Taylor immediately turned the Hornets into nine-game winners in his first season, guiding the program to its first three Big Sky championships (the program opted out of the 2021 spring season) and its first FCS Playoff appearances in school history, despite competing at the FCS level since 1994 and in the Big Sky Conference since 1996.

In 2022, Taylor's Hornets set the school record for victories in a season. Running back Cameron Skattebo was named Big Sky Offensive MVP, nickelback Marte Mapu was the Defensive MVP and Taylor was Co-Coach of the Year. Overall, 17 players were honored by the Big Sky, as Taylor was also named AFCA Regional Coach of the Year. Sacramento State's season came to a close with a 66-63 defeat in the FCS Quarterfinals.

After opting not to play in the spring of the 2020-21 season, Taylor guided the Hornets to their second Big Sky Conference title in as many seasons in the fall of 2021. That year, Sacramento State

posted an undefeated record of 8-0 in league games and earned another trip to the FCS Playoffs. Taylor was named the Big Sky Coach of the Year and was one of 17 finalists for the Eddie Robinson Award. Sacramento State finished ninth in total offense (463.9 ypg) and 22nd in total defense (329.7), while its scoring offense was 33rd (30.3) and scoring defense 15th (19.1).

In his first season with the Hornets, Taylor guided the team to a 9-4 overall record and a 7-1 league mark, which gave Sacramento State a share of the Big Sky Conference title for the first time in school history, and its first NCAA FCS Playoff berth. For those efforts, he was named the conference Coach of the Year and was the recipient of the Eddie Robinson Award (FCS national coach of the year).

Taylor was Utah's offensive coordinator and quarterbacks coach for two seasons (2017-18), helping the Utes to their first Pac-12 South Division title in program history in 2018. Taylor's Utah offenses featured a balanced attack both seasons, with running back Zack Moss eclipsing the 1,000-yard mark on the ground in back-to-back seasons. At least 16 different players caught passes in both seasons.

Prior to joining the FBS ranks, Taylor was the co-offensive coordinator and quarterbacks coach at Eastern Washington in 2016. That season, he directed the top passing offense in the FCS and set numerous national and school records. The Eagles averaged an FCS-best 401.0 passing yards per game, ranked second nationally with 529.6 yards per game and were third in scoring offense (42.4 ppg). EWU posted a 12-2 overall record and advanced to the FCS semifinals.

Under Taylor, sophomore Gage Gubrud set an NCAA FCS single-season record by passing for 5,160 yards while throwing 48 touchdown passes. Gubrud, the 2016 FCS Player of the Year by the Touchdown Club of Columbus, averaged 368.6 passing yards per game, which also led the nation. One of Gubrud's favorite targets was All-American Cooper Kupp, who caught 117 passes for 1,700 yards and 17 touchdowns before being selected by the Los Angeles Rams in the third round of the NFL Draft.

Taylor's success at Eastern Washington followed an illustrious run at Folsom High School, where he was co-head coach from 2012-15. The Bulldogs set numerous California state records, including the most points scored in a season. Folsom posted a 58-3 overall record, won the Sac-Joaquin Section title each season and claimed the 2014 CIF Division I championship with a 68-7 win over Oceanside. The team also set the California record for passing yards in four consecutive years.

Taylor was instrumental in the development of Jake Browning, who would become the 2016 Pac-12 Offensive Player of the Year for Washington. Taylor coached Browning from fifth grade until he graduated as one of the most prolific passers in prep history. Browning set national records for touchdowns in a season (91 in

2014, tied) and career (229, in just three seasons), while establishing a number of California state high school records as well, including season (5,790) and career (16,775) passing yards.

As a player, Taylor guided Cordova High School to a 14-0 record and a section championship while being named the Northern California Player of the Year in 1985. Taylor continued his career at Cal, where he was the starting quarterback for the Golden Bears from 1986-89. Taylor led the Pac-10 in total offense as a senior and left Cal as the all-time leading passer with 8,126 yards. He was drafted by the New York Jets in the fourth round of the 1990 NFL Draft.

Taylor's first coaching job was at Casa Roble High School in Orangevale, Calif., in 1994. The following year, Taylor was a graduate assistant at Colorado, where he worked with the wide receivers. He returned to Cal in 1996 and remained at his alma mater through the 1999 season, where he had stints coaching receivers, quarterbacks and tight ends. Taylor also served as Cal's recruiting coordinator in 1999.

Taylor left Cal to become an assistant athletics director at Christian Brothers High School (2000-01) in Sacramento, where he also taught and was an assistant football coach for one season (2000). He spent 2003-04 at Folsom High School as the co-head coach. Taylor stepped away from coaching after the 2004 season but remained in football, serving as the radio analyst for Cal from 2005-11.

Taylor, 54, and his wife, Tracey, have three children: sons, Noah and Aaron, and daughter, Ella.

### THE TAYLOR FILE

#### PERSONAL

Hometown..... SACRAMENTO, CALIF.  
 College..... CALIFORNIA (1989)  
 Wife..... TRACEY  
 Children..... NOAH, AARON, ELLA

#### TAYLOR YEAR-BY-YEAR

##### COACHING EXPERIENCE

YEAR	SCHOOL	POSITION
2022-PRES.	STANFORD	HEAD COACH
2019-22	SACRAMENTO STATE	HEAD COACH/OC
2017-18	UTAH	OFFENSIVE COORDINATOR/QB
2016	EASTERN WASHINGTON	CO-OFFENSIVE COORDINATOR/QB
2012-15	FOLSOM HIGH SCHOOL	CO-HEAD COACH
2002-04	FOLSOM HIGH SCHOOL	CO-HEAD COACH
2000	CHRISTIAN BROTHERS HIGH SCHOOL	ASSISTANT COACH
1996-99	CALIFORNIA	RECRUITING COORDINATOR/TE/QB/WR
1995	COLORADO	GRADUATE ASSISTANT/RECEIVERS
1994	CASA ROBLES HIGH SCHOOL	ASSISTANT COACH

##### POSTSEASON GAMES

YEAR	SCHOOL	POSTSEASON
2022	SACRAMENTO STATE	FCS QUARTERFINALS
2021	SACRAMENTO STATE	FCS SECOND ROUND
2019	SACRAMENTO STATE	FCS SECOND ROUND
2018	UTAH	HOLIDAY BOWL
2017	UTAH	HEART OF DALLAS BOWL
2019	EASTERN WASHINGTON	FCS SEMIFINALS
1996	CALIFORNIA	ALOHA BOWL
1995	COLORADO	COTTON BOWL



# COACHING STAFF



## BOBBY APRIL

**WILLIE SHAW DIRECTOR OF DEFENSE  
OUTSIDE LINEBACKERS  
1ST SEASON AT STANFORD  
19TH SEASON OVERALL**

Bobby April III is in his first season as Stanford's Willie Shaw Director of Defense and outside linebackers coach. April comes to Stanford after spending the last five seasons at Wisconsin.

April joined the Wisconsin staff after six seasons in the NFL with the Philadelphia Eagles, New York Jets and Buffalo Bills.

In 2022, the Wisconsin defense ranked 13th in total defense (305.4 ypg), 12th in rushing defense (103.2 ypg), 26th in scoring defense (20.5 ppg) and 31st in passing defense (202.2 ypg). April mentored Nick Herbig, a consensus first-team All-Big Ten honoree who was also named a Walter Camp second-team All-American. Herbig finished the regular season as the Big Ten sack leader, totaling 11.0 quarterback takedowns.

In 2021, Wisconsin led the country and set a school record by allowing just 64.8 yards per game on the ground, becoming just the second FBS team since 2008 to allow fewer than 70.0 yards rushing per game over an entire season. Wisconsin allowed just 2.12 yards per carry in 2021, tops in the country and best by an FBS defense since 2016. In April's first year as defensive run game coordinator, Wisconsin led the Big Ten and ranked fifth nationally in rush defense (96.1 ypg.).

April was an integral part of a defensive staff that produced three straight top-five national finishes in total defense. In 2021, the Badgers allowed just 239.1 yards per game, the third-best mark in school history and the lowest total at Wisconsin since 1954. That was the fewest yards allowed by an FBS team since 2011.

In his first two seasons at Wisconsin, April mentored a pair of productive pass-rushers who went on to become NFL draft picks in Andrew Van Ginkel and Zack Baun.

Baun carried the banner for the outside linebackers — and the defense as a whole — as a senior in 2019, racking up 12.5 sacks and 19.5 tackles for loss to rank second in the Big Ten in both categories. His sack total, representing the third-highest single-season mark in UW history, propelled him to consensus first-team All-America honors and made Baun a finalist for the Butkus Award for the nation's top linebacker.

All told, April's outside linebackers contributed 17.5 of the Badgers' school-record 51 sacks, which ranked No. 2 nationally on the season.

Despite being limited by injury for a portion of the 2018 season, Van Ginkel led the team in sacks, with 5.5, and finished with 9.5 TFLs among his 60 total tackles that year. Baun finished third on the team with 63 total stops, including 7.5 TFLs and 2.5

sacks. The pair combined for 15 quarterback hurries and six passes defended, with Van Ginkel adding two forced fumbles and a blocked kick.

In his final season with the Bills, April coached a pair of All-Pro linebackers in Lorenzo Alexander and Zach Brown. Alexander earned Defensive MVP honors in the Pro Bowl.

Prior to his time in Buffalo, April served two seasons on the New York Jets' staff. He spent the 2013 season as a quality control assistant before being promoted to linebackers coach in 2014. April got his start in the NFL under head coach Andy Reid, working as a quality control assistant with the Philadelphia Eagles' secondary in 2011 and 2012.

A graduate of Louisiana-Lafayette, April's coaching career began as a student assistant at his alma mater in 2004. He spent the next two seasons as a graduate assistant at Tulane before taking a position as inside linebackers coach and special teams coordinator at Portland State under head coach Jerry Glanville, a role he held from 2007-09. He then served as secondary coach and special teams coordinator at Nicholls State in 2010.

April is the son of longtime coach Bobby April Jr., a two-time NFL Special Teams Coach of the Year. He and his wife, Laura, have two daughters, Olivia and Gabby.

### THE APRIL FILE

#### PERSONAL

HOMETOWN ..... MANDEVILLE, LA.  
COLLEGE ..... LOUISIANA-LAFAYETTE (2004)  
WIFE ..... LAURA  
CHILDREN ..... OLIVIA, GABBY

#### APRIL YEAR-BY-YEAR

##### AS ASSISTANT COACH

YEAR	SCHOOL	POSITION
2022-PRES	STANFORD	DIRECTOR OF DEFENSE/OLB
2020-22	WISCONSIN	OLB/DEFENSIVE RUN GAME
2018-19	WISCONSIN	OLB
2015-16	BUFFALO BILLS	LB
2014	NEW YORK JETS	LB
2013	NEW YORK JETS	ASST. LB
2011-12	PHILADELPHIA EAGLES	QC- SECONDARY
2010	NICHOLLS STATE	SPECIAL TEAMS/S
2007-09	PORTLAND STATE	SPECIAL TEAMS/ILB
2005-06	TULANE	GRADUATE ASSISTANT
2004	LOUISIANA-LAFAYETTE	STUDENT ASSISTANT

# COACHING STAFF



## BOB GREGORY

**COUCH FAMILY SAFETIES COACH**  
**SPECIAL TEAMS COORDINATOR**  
**1ST SEASON AT STANFORD**  
**37TH SEASON OVERALL**

Veteran Pac-12 coordinator Bob Gregory enters his first season as Stanford's special teams coordinator and Couch Family Safeties Coach in 2023.

Gregory has coached in the Pac-12 for 22 years during his career and has also been a coordinator (defensive or special teams) for 22 seasons throughout his career.

After spending eight seasons at Washington (2014-21), Gregory spent the 2022 season as a defensive analyst at Oregon.

Gregory was Washington's defensive coordinator in 2021 before becoming the interim head coach midway through the season. For the five seasons prior, Gregory had served as UW's special teams coordinator.

During the four-game 2020 season, Gregory coached inside linebacker Edefuan Ulofoshio, a former walk-on who finished the season with 47 tackles, first in the Pac-12 and fourth in the NCAA (based on per-game average). Ulofoshio earned second team All-Pac-12 and honorable mention All-America from Pro Football Focus.

In 2019, Gregory led the Husky special teams to another highly successful season. Washington's punt team set a school record for punt average while sophomore kicker Peyton Henry finished 19-for-21 on field goals. Washington added another punt return TD (Aaron Fuller), while their punt and kick coverage teams both achieved at the highest level. Opponents totaled just 44 yards of punt returns all season and managed just a 20.0 yard average on kickoff returns.

The 2018 season was highlighted by the performance of UW middle linebacker Ben Burr-Kirven, who Gregory helped mentor to the top of the Pac-12. Burr-Kirven was named first team All-America by numerous outlets and won the Pat Tillman Pac-12 Defensive Player of the Year award. Burr-Kirven, who was also the Pac-12's football Scholar-Athlete of the Year, posted a remarkable total of 176 tackles, the highest total by a Husky in 29 years and more than double any teammate in 2018. Gregory was also a key to the Huskies leading the Pac-12 in both scoring and total defense for the fourth consecutive season.

In 2017, Gregory's linebackers led the Pac-12's top defense for a third-straight season. Washington led the conference in total defense (eighth nationally) and scoring defense (fifth nationally). They also led the Pac-12 in rushing defense (fourth nationally). Two of his players - Burr-Kirven and Keishawn Bierria - earned second team All-Pac-12 honors. Bierria and Azeem Victor went on to hear their names called in the 2018 NFL Draft, the first pair of Husky inside linebackers to be selected in the same draft since 1993.

Gregory also mentored a special teams unit that included consensus All-American Dante Pettis, who set a NCAA record for career punt return touchdowns.

In his first year overseeing the UW's special teams, Gregory's units had a lot of success. John Ross and Pettis formed one of the most dangerous kick return/punt return duos in the country while the Huskies allowed just 18.8 yards per kick return and a total of just 116 punt return yards all year.

In 2015, Gregory oversaw a linebacker crew that, despite having lost two players to the NFL, anchored the top defense in the Pac-12 Conference. The Husky defense led the Pac-12 in scoring defense and total defense and also finished second in rushing defense. Inside linebackers Victor and Bierria were among the conference's top tacklers while outside backers Travis Feeney and Cory Littleton both finished in the top 10 in the league in sacks and went on to play in the NFL in 2016. Littleton, a star for the Los Angeles Rams, earned his first trip to the Pro Bowl in 2018.

In his first season on Montlake in 2014, Gregory oversaw a veteran group of linebackers that included first-team All-American Shaq Thompson, as well as top tackler John Timu. Between those two and then-junior Feeney, Husky linebackers scored a remarkable seven defensive touchdowns. Timu

lead the team in tackles (108), while Thompson won the Paul Hornung Award as the nation's most versatile player. Thompson was the first-round draft pick of the Carolina Panthers following the 2014 season while Timu earned a roster spot with the Chicago Bears as an undrafted free agent, starting several games at the end of the 2015 season.

Gregory joined Washington after spending the 2013 season in the same role at Boise State. He was also interim head coach for Boise State in the Sheraton Hawai'i Bowl after Chris Petersen departed for Washington.

Gregory had two stints at Boise State, the second starting in 2010 as linebackers coach. The Broncos led the Western Athletic and Mountain West Conferences in total defense and scoring defense in each of his first three seasons and were third and second, respectively, in 2013.

In Gregory's first three seasons, the Broncos were one of seven teams to rank among the nation's top 25 in total defense. They were second nationally in 2010, 16th in 2011 and 12th in 2012. In that same span, opponents averaged just 297.1 yards per game, making the Broncos one of six teams to allow less than 300 yards per game.

In four total seasons, the Broncos' defense allowed 18.0 points per game. The Broncos ranked second-nationally in scoring defense in 2010 (12.8 ppg), 12th in 2011 (18.7), eighth in 2012 (15.8) and 50th in 2013 (24.8).

Three linebackers earned all-conference accolades during Gregory's tenure as linebackers coach. J.C. Percy earned first team honors in 2012, Byron Hout (2010) was second team, while Tommy Smith (2012) and Hout (2011) earned honorable mention.

From 2002-09, Gregory served as defensive coordinator at California, a capacity he also held at Boise State in 2001. With the Golden Bears, Gregory's defenses were annually ranked among the nation's best. In eight seasons under Gregory, the Bears allowed opponents an average of 22.5 points per game.

The Bears' defense ranked among the top 10 nationally in four different categories during the 2008 season, while his 2004 team was second in the nation in rush defense (82.5) and eighth in scoring defense (16.0). Gregory was a finalist for the Broyles Award in 2004, which honors the top assistant coach in football.

Gregory and Petersen joined Dan Hawkins' Boise State staff in 2001 to become defensive and offensive coordinators after working together at Oregon. In Gregory's only season as defensive coordinator at Boise State in 2001, the Broncos were second in the WAC in scoring defense (23.3 ppg) and rushing defense (118.1 ppg).

At Oregon, Gregory served as defensive backs coach from 1998-2000. He was defensive coordinator at Willamette (Ore.) from 1992-97 and was defensive backs coach in 1991.

He spent two seasons as a defensive graduate assistant at Oregon in 1989 and 1990 after starting his coaching career at Washington University in St. Louis, Mo. He served as defensive backs coach in 1987 and defensive coordinator in 1988.

Gregory is a 1987 graduate of Washington State, where he earned a bachelor's degree in English. He played linebacker and defensive back for the Cougars. Gregory earned his master's degree in educational policy at Oregon.

He and his wife, Molly, have two sons, Jack and Joe.

### THE GREGORY FILE

#### PERSONAL

HOMETOWN ..... SPOKANE, WASHINGTON  
 COLLEGE ..... WASHINGTON STATE (1987)  
 WIFE ..... MOLLY  
 CHILDREN ..... JACK, JOE

#### GREGORY YEAR-BY-YEAR

##### AS ASSISTANT COACH

YEAR	SCHOOL	POSITION
2023-PRES.	STANFORD	SAFETIES/SPECIAL TEAMS COORDINATOR
2022	OREGON	DEFENSIVE ANALYST
2021	WASHINGTON	INTERIM HC/DC/LB
2020	WASHINGTON	ILB/SPECIAL TEAMS COORDINATOR
2016-19	WASHINGTON	ASST. HC/LB/SPECIAL TEAMS COORDINATOR
2014-15	WASHINGTON	ASST. HC/LB
2010-13	BOISE STATE	LB
2002-09	CALIFORNIA	DEFENSIVE COORDINATOR
2001	BOISE STATE	DEFENSIVE COORDINATOR
1998-2000	OREGON	DEFENSIVE BACKS
1992-97	WILLAMETTE	DEFENSIVE COORDINATOR
1991	WILLAMETTE	DEFENSIVE BACKS
1989-90	OREGON	GRADUATE ASSISTANT
1988	WASHINGTON UNIV. (MO.)	DEFENSIVE COORDINATOR
1987	WASHINGTON UNIV. (MO.)	DEFENSIVE BACKS

# COACHING STAFF



## MALCOLM AGNEW

**RUNNING BACKS**  
**1ST SEASON AT STANFORD**  
**9TH SEASON OVERALL**

Malcolm Agnew enters his first season as Stanford's running backs coach in 2023. He comes to The Farm after coaching Sacramento State's running backs since February 2020. In two seasons with the Hornets, he mentored record-breaking running back Cameron Skattebo, who became the Big Sky Offensive MVP and an All-American in 2022.

Agnew joined Sacramento State after spending the previous three seasons at North Dakota in the same position.

In 2022, Agnew coached All-American and Big Sky Offensive MVP Cameron Skattebo to a record-breaking year, while running back Marcus Fulcher also earned Big Sky third-team recognition. Skattebo rushed 196 times for 1,382 yards (7.0 avg) and seven touchdowns while adding 31 receptions for 371 yards and three scores. Fulcher had eight rushing touchdowns on 74 carries, amassing 464 yards on the ground. He also caught 36 passes for 252 yards and two touchdowns through the air. His running backs accounted for over 3,700 all-purpose yards during the historic campaign.

In his first year with the Hornets, Agnew coached Skattebo, a freshman, to third team all-Big Sky honors. Skattebo rushed for 523 yards and six touchdowns with all but 12 of those yards coming in the final six games of the season. Overall, the team's running backs combined for 1,258 rushing yards and nine touchdowns and also caught 68 passes for 643 yards and two scores. The unit averaged 5.80 yards per carry and was led by Skattebo who had a healthy 9.18 ypc average.

While at UND, Agnew coached John Santiago and Brady Oliveira to all-Big Sky honors in 2017. Santiago became just the fifth player in Big Sky history to secure first-team accolades at the same position as a freshman, sophomore, and junior after rushing for 717 yards and five touchdowns while leading the FCS in the regular season with 1,780 all-purpose yards. Oliveira added 637 rushing yards en route to honorable mention accolades.

The following season, UND boasted a three-headed monster at running back with Santiago, Oliveira, and James Johannesson accounting for over 2,700 yards on the ground and 20 touchdowns. With Santiago suiting up in only eight games due to injury, Oliveira shined for the Fighting Hawks with 1,044 all-purpose yards, accumulating an average of 94.9 total yards per game, a team-high 940 yards, 161 carries, and eight touchdowns. He registered four 100-yard rushing games, including a pair of 150+ performances. Johannesson also boasted a trio of 100-yard contests, including a 213-yard day at Sacramento State.

In 2019, Johannesson led the team with 530 rushing yards and seven touchdowns. UND again had a balanced attack with five players rushing for over 150 yards and eight recording at least one rushing touchdown.

Agnew spent his first two seasons as a collegian playing for Mike Riley at Oregon State in 2011 and 2012. After rushing for more than 600 yards in two seasons with the Beavers, Agnew transferred to Southern Illinois where he played his final two collegiate seasons. He amassed 1,708 rushing yards for the Salukis.

Following his graduation, Agnew served as the running backs coach at his alma mater, De Smet Jesuit High School, in St. Louis, Mo., in

the fall of 2015. He also spent time with the Los Angeles Rams as a volunteer scouting assistant.

The following year, Agnew was reunited with Riley at Nebraska, where he served as a personnel assistant and focused on recruiting.

His father, Ray Agnew, played 11 seasons in the National Football League and won a Super Bowl with the St. Louis Rams in 1999 and currently serves as Assistant GM of the Detroit Lions. Agnew's brother, Ray III, had a brief stint in the NFL with the Cleveland Browns (2014), Dallas Cowboys (2015), and Washington Redskins (2015) and is currently a scout with the New York Jets. His younger brother, Keenan, recently finished his career at SIU as a defensive tackle.

Agnew signed an NFL free-agent contract with the Green Bay Packers in 2015 but was forced to end his playing career due to injury. He earned his bachelor's degree from SIU in radio, television, and digital media with a minor in marketing following the 2015 spring semester.

Agnew and his wife, Amanda, were married in April of 2017 and have a dog, Skye.

### THE AGNEW FILE

#### PERSONAL

HOMETOWN ..... ST. LOUIS, MO.  
 COLLEGE ..... SOUTHERN ILLINOIS (2015)  
 WIFE ..... AMANDA

#### AGNEW YEAR-BY-YEAR

##### AS ASSISTANT COACH

YEAR	SCHOOL	POSITION
2022-PRES.	STANFORD	RUNNING BACKS
2020-22	SACRAMENTO STATE	RUNNING BACKS
2017-19	NORTH DAKOTA	RUNNING BACKS
2016	NEBRASKA	PLAYER PERSONNEL
2015	DE SMET JESUIT HS	RUNNING BACKS

# COACHING STAFF



## NATE BYHAM

### TIGHT ENDS

1ST SEASON AT STANFORD

10TH SEASON OVERALL

Nate Byham is in his first season as Stanford's tight ends coach in 2023.

He comes to Stanford from the University at Albany, where he finished his ninth season on staff. After a four-year NFL career at tight end, Byham was most recently Albany's Associate Head Coach, Co-Offensive Coordinator and Offensive Line Coach.

In 2022, Byham was critical in the success of both tight end Thomas Greaney and quarterback Reese Poffenbarger. Greaney caught 50 passes for 693 yards and 11 touchdowns while being the only Great Dane on the All-CAA first team. He was also named a second team All-American. At QB, Poffenbarger was named a freshman All-American and was named Colonial Athletic Association Offensive Rookie of the Year.

Byham coached Karl Mofor, a two-time All-CAA selection who led the conference in rushing in back-to-back seasons (2019, spring 2021). In 2021, Mofor rushed for 115.0 ypg, a season after rushing for 1,290 yards with 10 touchdowns.

Additionally, Byham coached tight end LJ Wesneski, who made seven touchdown receptions to earn All-CAA third-team honors.

In 2018, Byham's run game scheme helped Elijah Ibitokun-Hanks earn third team All-CAA honors, rushing for 787 yards and four touchdowns on the season and averaging 69.7 rushing yards per game, sixth-highest in the conference. As a team, UAlbany rushed for 110.3 yards per game.

In 2017, Byham coached Anthony Manzo-Lewis, who was named to the All-CAA second team after catching 20 passes for 188 yards. After the season, Manzo-Lewis signed a free-agent contract with the Los Angeles Chargers.

Before being named tight ends coach in 2015, Byham served as a volunteer assistant for Albany in 2014. He mentored senior tight end Brian Parker who earned third-team All-CAA honors, signing as an undrafted free agent with the San Diego Chargers following the season.

Byham, a sixth-round pick (182nd overall) in the 2010 NFL Draft by the San Francisco 49ers, played in 14 games, including three starts, with the 49ers before signing with the Tampa Bay Buccaneers for the 2012 and 2013 seasons.

A 2010 graduate of Pittsburgh with a degree in communications, Byham saw action in 48 games with 36 starts in his career. Byham served as a team captain during his senior season, also earning All-Big East honors after starting 12 games and catching 10 passes for 108 yards. As a junior, he recorded 20 catches for 260 yards in 12 starts and was named first team All-Big East.

Byham and his wife, Erica, married in July 2012. Their son, Grayson, was born in 2016, and his daughter, Evelyn, was born in 2019.

## THE BYHAM FILE

### PERSONAL

HOMETOWN ..... FRANKLIN, PA.  
 COLLEGE ..... PITTSBURGH (2010)  
 WIFE ..... ERICA  
 CHILDREN ..... GRAYSON, EVELYN

### BYHAM YEAR-BY-YEAR

#### AS ASSISTANT COACH

YEAR	SCHOOL	POSITION
2023-PRES.	STANFORD	TIGHT ENDS
2022	ALBANY	ASSOC. HC/CO-OFFENSIVE COORDINATOR/OL
2015-21	ALBANY	TE/RUN GAME COORDINATOR
2014	ALBANY	VOLUNTEER ASSISTANT

# COACHING STAFF

## MARK D'ONOFRIO

**INSIDE LINEBACKERS**  
**1ST SEASON AT STANFORD**  
**21ST SEASON OVERALL**



Mark D'Onofrio (pronounced duh-NOFF-ree-oh) is in his first season as Stanford's inside linebackers coach in 2023. D'Onofrio comes to Stanford from Wisconsin, where he most recently coached inside linebackers. He has 12 years of defensive coordinator experience at three different schools – Temple, Miami and Houston.

In 2022, the Wisconsin defense ranked 11th in total defense (303.5 ypg), 10th in rushing defense (99.2 ypg) and fourth nationally at just 2.91 yards per rush attempt. Four different inside linebackers started at least two games for the Badgers: all four starting their first career games during the 2022 season. D'Onofrio was hired to coach Wisconsin's ILB unit following spring ball.

Junior ILB Maema Njongmeta was named third team All-Big Ten after leading the Badgers with 95 tackles. He added 11.5 TFL, 3.5 sacks, five QB hurries, one interception and one pass breakup. All that coming just one season after he totaled just four tackles on 50 defensive snaps in 2021. Fellow classmate and position mate, Jordan Turner, the Guaranteed Rate Bowl Defensive MVP, was Wisconsin's second-leading tackler with 68, a season after tallying just six tackles on 24 defensive snaps. Two other inside linebackers – Jake Chaney and Tatum Grass – totaled 58 tackles in 2022 after combining for just nine in 2021.

Prior to joining Wisconsin's staff, D'Onofrio spent 12 seasons as a defensive coordinator, spanning his time at Temple, Miami and Houston, where he helped develop 20 NFL draft picks.

In his first season at Houston, D'Onofrio's defense ranked second in the American Athletic Conference in scoring defense at 23.8 points per game, despite facing four of the nation's top-12 scoring offenses and five of the top 23. Houston also finished second in the AAC in rushing defense (147.9 yards per game), pass efficiency defense (121.5) and red zone defense (77.1 percent). Inside linebacker D'Juan Hines received first team all-conference honors as he finished third in the AAC with 110 tackles. While at Houston, D'Onofrio mentored two former quarterbacks – Hines and Austin Robinson – to first team All-AAC honors.

D'Onofrio followed head coach Al Golden from Temple to Miami, where his prized pupil was linebacker Denzel Perryman, a Dick Butkus Award semifinalist in 2013 and 2014 and the first Hurricanes player since 2007 to earn AP All-America honors. A second-round pick of the San Diego Chargers in 2015, Perryman ranked sixth in the league with 154 tackles this season and was voted to the Pro Bowl.

His 2015 defense at Miami ranked third in the ACC with 25 turnovers gained, while his 2014 defense was fourth in the ACC in total defense, holding nine opponents below 250 yards passing and five teams to less than 100 yards rushing. His 2013 defense was among the nation's best in takeaways, finishing the year with 27, while the 2011 defense finished the season ninth in the nation in red zone defense and 21st in scoring defense.

At Temple, he transformed a defense that ranked last in the NCAA upon his arrival to 17th in 2010 and helped the Owls become bowl eligible in back-to-back seasons for the first time in program history.

Among the other inside linebackers D'Onofrio has mentored during his career were Gary Brackett (Rutgers), a nine-year NFL veteran and starter on the Indianapolis Colts team that won Super Bowl XLI, Ahmad Brooks (Virginia), a first-team All-American in 2004 and two-time All-Pro during his 12-year NFL career, and Sean Spence (Miami), a first-team All-ACC choice in 2011 and six-year NFL veteran. He also helped develop NFL first round draft pick and two-time Pro Bowl tight end Heath Miller in 2004 while at Virginia.

After his final season at Houston, D'Onofrio continued to be active in football, working as a resource for a number of coaches at the high school, college and NFL levels.

D'Onofrio starred as a linebacker at Penn State from 1988-91 and was named team captain as a senior. He was selected in the second round (No. 34 overall pick) of the 1992 NFL Draft by Green Bay and earned a starting role at inside linebacker as a rookie before an injury prematurely ended his professional career.

D'Onofrio and his wife, Lucia, are the parents of sons Jack and Thomas.

### THE D'ONOFRIO FILE

#### PERSONAL

HOMETOWN ..... NORTH BERGEN, N.J.  
 COLLEGE ..... PENN STATE (1991)  
 WIFE ..... LUCIA  
 CHILDREN ..... JACK, THOMAS

#### D'ONOFRIO YEAR-BY-YEAR

##### AS ASSISTANT COACH

YEAR	SCHOOL	POSITION
2023-PRES.	STANFORD	INSIDE LINEBACKERS
2022	WISCONSIN	INSIDE LINEBACKERS
2017-18	HOUSTON	DEFENSIVE COORDINATOR/ILB
2011-15	MIAMI	ASST. HC/DEFENSIVE COORDINATOR
2008-10	TEMPLE	ASST. HC/DEFENSIVE COORDINATOR
2006-07	TEMPLE	DEFENSIVE COORDINATOR
2005	VIRGINIA	ILB/SPECIAL TEAMS COORDINATOR
2004	VIRGINIA	TE/SPECIAL TEAMS COORDINATOR
2002-03	RUTGERS	LB/RECRUITING COORDINATOR
2001	RUTGERS	LINEBACKERS
2000	GEORGIA	DEFENSIVE ASSISTANT
1999	SAINT PETER'S COLLEGE	LINEBACKERS

# COACHING STAFF



## AL NETTER

**OFFENSIVE LINE**  
**1ST SEASON AT STANFORD**  
**9TH SEASON OVERALL**

Al Netter enters his first season as co-offensive line coach in 2023.

Netter, who will serve as co-offensive line coach with Viane Talamaivao, arrives on The Farm after a five-year tenure at Yale, in which he served as the program's offensive line coach, co-offensive coordinator and assistant head coach.

In addition to his Midwest ties, having played his collegiate career at Northwestern and later coaching at Michigan, Netter has a distinct familiarity with the Bay Area. A native of Rohnert Park, California, Netter attended Cardinal Newman High School and played parts of three seasons for the San Francisco 49ers.

Netter became Yale's offensive line coach in 2018, was promoted to run game coordinator in 2020 and concluded his stint in New Haven as associate head coach and co-offensive coordinator. In his first season, Netter helped mentor Dieter Eiselen and Sterling Strother, as both earned All-Ivy recognition. Eiselen also went on to earn All-America honors during Yale's 2019 Ivy League Championship season before later signing with the Chicago Bears. The Bulldogs also claimed the 2022 Ivy League title, with Nick Gargiulo and Kiran Amegadjie flourishing as All-Ivy selections under Netter's tutelage.

From 2015-17, Netter served as the offensive graduate assistant coach at Michigan, working with the offensive line during a stretch in which the Wolverines won 28 games and played in three bowl games. While in Ann Arbor, Netter was reunited with head coach Jim Harbaugh, whom he played three seasons (2012-14) for on the offensive line as a member of the San Francisco 49ers. Netter's NFL career also included a stint with the Tennessee Titans.

During his collegiate career, Netter was a four-year starter on the offensive line from 2008-11. A two-time team captain (2009-10), three-time All-Big Ten Honorable Mention selection (2009-11) and three-time Academic All-Big Ten honoree (2009-11), Netter started all 52 career games for the Wildcats, where he helped block for an offense which produced 5,417 yards of total offense in 2011.

Netter, an All-North Coast Section tackle at Cardinal Newman High School in 2006, led the Cardinals to the Division 3 state title game that year, where they fell 27-20 in overtime to Oaks Christian of Westlake Village.

Netter earned his bachelor's degree in economics from Northwestern in 2011 and master's from Michigan in sports management in 2017.

Netter and his wife, Katie, have two children, Jordyn and Westley.

### THE NETTER FILE

#### PERSONAL

HOMETOWN ..... ROHNERT PARK, CALIF.  
 COLLEGE ..... NORTHWESTERN (2011)  
 WIFE ..... KATIE  
 CHILDREN ..... JORDYN, WESTLEY

#### NETTER YEAR-BY-YEAR

##### AS ASSISTANT COACH

YEAR	SCHOOL	POSITION
2023-PRES	STANFORD	CO-OFFENSIVE LINE
2018-2022	YALE	OL/CO-OFFENSIVE COORDINATOR/ASST. HC
2015-17	MICHIGAN	GRADUATE ASSISTANT

# COACHING STAFF



## VIANE TALAMAIVAO

**OFFENSIVE LINE**  
**1ST SEASON AT STANFORD**  
**5TH SEASON OVERALL**

Viane Talamaivao begins his first season as co-offensive line coach in 2023.

Talamaivao, who will serve as co-offensive line coach with Al Netter, most recently served as the offensive line coach at Northern Arizona after completing the 2022 campaign as an offensive graduate assistant at Oregon.

Talamaivao's familiarity with the Pac-12 includes a coaching stop at his alma mater, USC. Joining the staff as a graduate assistant in 2019, Talamaivao remained in that capacity for two seasons before shifting to an offensive quality control analyst position in 2021.

During his time on the USC staff, the Trojans finished 17-14 overall and 15-8 in the Pac-12. Talamaivao played a key role in the development of All-Pac-12 First Team offensive tackles and eventual NFL first-round draft picks Austin Jackson and Alijah-Vera Tucker, who in 2020 was named the Pac-12's Offensive Morris Trophy recipient as the conference's top lineman.

A former four-star and top-100 recruit, Talamaivao was named a Pac-12 All-Honorable Mention selection and Freshman All-American, starting 37 games at guard for USC between 2014-17 before splitting time with the Seattle Seahawks and Jacksonville Jaguars during the 2018 NFL season.

During his collegiate career, Talamaivao helped lead USC to a 38-16 overall record, 27-9 mark in the Pac-12 and appearances in the Rose Bowl, Cotton Bowl and Holiday Bowl (twice). As a senior, Talamaivao was honored with the team's Trojan Commitment Award.

A native of Moreno Valley, California, Talamaivao received his bachelor's degree in business administration in 2018 and worked toward a master's degree in communication management from USC during his graduate assistantship.

### THE TALAMAIVAO FILE

#### PERSONAL

HOMETOWN ..... MORENO VALLEY, CALIF.  
 COLLEGE ..... USC (2017)

#### TALAMAIVAO YEAR-BY-YEAR

##### AS ASSISTANT COACH

YEAR	SCHOOL	POSITION
2023-PRES.	STANFORD	CO-OFFENSIVE LINE
2022	OREGON	OFFENSIVE GRADUATE ASSISTANT
2019-2021	USC	GRADUATE ASSISTANT/QUALITY CONTROL

# COACHING STAFF



## ROSS KOLODZIEJ

**DEFENSIVE LINE**  
**1ST SEASON AT STANFORD**  
**12TH SEASON OVERALL**

Ross Kolodziej (pronounced kah-LAH-gee) is in his first season as Stanford's defensive line coach in 2023. Kolodziej comes to Stanford after spending the last eight seasons at his alma mater, Wisconsin.

A seven-year NFL veteran, Kolodziej comes to Stanford from Wisconsin, where he coached the defensive line in each of the past two seasons. Following his NFL career, Kolodziej got into coaching and was Wisconsin's head strength and conditioning coach for football from 2015-20.

In 2022, the Wisconsin defense ranked 11th in total defense (303.5 ypg), 10th in rushing defense (99.2 ypg) and fourth nationally at just 2.91 yards per rush attempt. Senior nose tackle Keanu Benton was named third team All-Big Ten after tallying 35 tackles, 10 tackles for loss and 4.5 sacks.

In his first season coaching the defensive line in 2021, his unit was an integral part of the nation's best defense. The Badgers led the country and set a school record by allowing just 64.8 yards per game on the ground, becoming just the second FBS team since 2008 to allow fewer than 70.0 yards rushing per game over an entire season. UW allowed just 2.12 yards per carry in 2021, tops in the country and best by an FBS defense since 2016.

That stout rushing defense contributed to a unit surrendering just 239.1 yards per game, the third-best mark in school history and the lowest total at Wisconsin since 1954. That was the fewest yards allowed by an FBS team since 2011.

Kolodziej mentored a pair of All-Big Ten selections in his first season, Keanu Benton and Matt Henningsen. Benton earned second-team honors while Henningsen was a third-team choice. Henningsen was also a finalist for the William V. Campbell trophy and was chosen in the 2022 NFL Draft by the Denver Broncos.

Kolodziej spent seven seasons as a head strength and conditioning coach under Paul Chryst, including six at Wisconsin, before transitioning to his on-field coaching role with the defensive line. He spent the 2013 season as an assistant strength and conditioning coach at Pittsburgh before being promoted to head strength coach a year later. He served in the same capacity after returning to Wisconsin in 2015 through the 2020 season.

During his time leading the Badgers' weight room, Wisconsin produced 11 first-team All-Americans, including six consensus All-America selections, and sent 33 players to the NFL.

Prior to joining Chryst's staff, Kolodziej served as a graduate assistant at Wisconsin in 2012, working with the Badgers' defensive line. That followed a professional career that spanned seven seasons in the NFL and three in the United Football League from 2009-11, where the two-time team captain helped Las Vegas claim back-to-back league titles.

Kolodziej was a 45-game starter on the defensive line for the Badgers, playing on the 1998 and 1999 Big Ten championship

teams and in the 1999 and 2000 Rose Bowls. He also was a member of Wisconsin's indoor and outdoor Big Ten championship teams in track and field in 2000 and 2001.

Selected by the Giants in the seventh round of the 2001 NFL Draft, Kolodziej played for the Giants, Vikings, 49ers and Cardinals during his seven-year NFL career. While with the Cardinals, he started 14 games during the 2005 season as a member of a defense that ranked in the league's top 10.

A native of Stevens Point, Wisconsin, Kolodziej also spent the 2009 offseason as a strength and conditioning intern for the Badgers and finished his UW degree during that time.

Kolodziej and his wife, Miriam, have four children: Liz, Taylor, Asher and Abram.

### THE KOLODZIEJ FILE

#### PERSONAL

HOMETOWN ..... STEVENS POINT, WIS.  
 COLLEGE ..... WISCONSIN (2001)  
 WIFE ..... MIRIAM  
 CHILDREN ..... LIZ, TAYLOR, ASHER, ABRAM

#### KOLODZIEJ YEAR-BY-YEAR

##### AS ASSISTANT COACH

YEAR	SCHOOL	POSITION
2023-PRES.	STANFORD	DEFENSIVE LINE
2021-22	WISCONSIN	DEFENSIVE LINE
2015-20	WISCONSIN	HEAD STRENGTH & CONDITIONING
2014	PITTSBURGH	HEAD STRENGTH & CONDITIONING
2013	PITTSBURGH	ASST STRENGTH & CONDITIONING
2012	WISCONSIN	GRADUATE ASSISTANT/DEFENSIVE LINE



# COACHING STAFF



## TYLER OSBORNE

**THE KRISHNAMURTHI WIDE RECEIVERS COACH**  
**ASSISTANT QUARTERBACKS COACH**  
**1ST SEASON AT STANFORD**  
**12TH SEASON OVERALL**

Tyler Osborne is in his first season as Stanford's The Krishnamurthi Wide Receivers Coach and Assistant Quarterbacks Coach in 2023 following three seasons at Sacramento State as the wide receivers coach. Osborne was named to the AFCA 35 Under 35 Leadership Institute in December 2022. In August of 2023, Osborne was named to 247Sports 2023 30 Under 30 class, recognizing college football's best coaches and personnel under the age of 30 each year.

In 2022, Osborne coached wide receiver Pierre Williams to his third straight Big Sky Conference first team honors. Williams led all Hornet wide receivers with 47 catches for 723 yards and nine touchdowns.

Osborne was Sacramento State's wide receivers coach under Taylor from 2019-22, helping the program to a 30-8 record in three seasons, with three Big Sky championships, three Top-10 finishes and a 23-1 mark in conference action.

Osborne coached a group of receivers in 2019 that combined with Hornet quarterbacks to set the school record for passing yards in a single season (3,832). The group was led by Pierre Williams, who earned first team all-Big Sky honors as a sophomore. Williams had a team-high 931 receiving yards on 54 catches. Nine different wide receivers caught passes during the year and the group combined for 18 touchdown receptions.

Williams was again named to the all-Big Sky first team in 2021 after catching 50 passes for 764 yards and three touchdowns. The freshmen trio of Chris Miller, Jared Gipson and Devin Gandy all saw significant action in their collegiate debut season combining for 59 receptions for 1,003 yards and five TDs.

Osborne previously served as a graduate assistant coach at Washington in 2017 and 2018. In that role, he worked closely with the Husky wide receivers and was part of a staff which won 10 games both years. The 2017 team played in the Fiesta Bowl while the 2018 team won the Pac-12 title and moved on to the Rose Bowl. In his final year, Osborne helped coach a pair of receivers who had at least 55 catches and nearly 600 receiving yards during the year. He also coached Dante Pettis in 2017 before he was selected 44th overall by the San Francisco 49ers in the NFL Draft.

Osborne came to Washington after spending five years at Oregon. He was an undergraduate assistant coach for four years before serving as offensive analyst, focusing on quarterbacks, in 2016. As an undergrad, Osborne spent his first season directly under Chip Kelly and assisted him in coaching the slot receivers. The next four seasons he assisted coaching the Ducks' quarterbacks. During that time, he helped coach Heisman Trophy winner Marcus Mariota, Vernon Adams and Justin Herbert.

During his time on the Oregon staff, the Ducks went to a CFP national championship game, a Rose Bowl, a Fiesta Bowl and two Alamo Bowls.

Osborne is the son of longtime college football coach Tom Osborne, a former Washington State wide receiver who spent 36 seasons coaching at Washington State, Portland State, Boise State, Arizona State and Oregon. The elder Osborne was known mostly as the Ducks' tight ends and special teams coach for 16 seasons over two stretches.

He attended Sheldon High in Eugene, Ore., where he played football and baseball. A wide receiver, quarterback and defensive back on the football team, he helped Sheldon to the state title game in 2011.

Osborne earned a degree in finance and sports business from Oregon in 2016. He completed his master's degree in intercollegiate athletics leadership at Washington in June of 2018.

### THE OSBORNE FILE

#### PERSONAL

HOMETOWN ..... EUGENE, ORE.  
 COLLEGE ..... OREGON (2016)

#### OSBORNE YEAR-BY-YEAR

##### AS ASSISTANT COACH

YEAR	SCHOOL	POSITION
2022-PRES.	STANFORD	WR/ASST. QB
2019-22	SACRAMENTO STATE	WIDE RECEIVERS
2017-18	WASHINGTON	OFFENSIVE GA
2016	OREGON	OFFENSIVE ANALYST
2012-15	OREGON	STUDENT ASSISTANT

# COACHING STAFF



## PAUL WILLIAMS

**CORNERBACKS**  
**1ST SEASON AT STANFORD**  
**26TH SEASON OVERALL**

Paul Williams is in his first season as Stanford's cornerbacks coach in 2023.

Williams comes to Stanford from Wake Forest, where he has coached cornerbacks the last three seasons, helping the Demon Deacons to a 23-13 during his three seasons in Winston-Salem. He brings 23 years of experience coaching the secondary to The Farm.

In 2022, Williams guided a Wake Forest defense that forced 16 turnovers (seven interceptions, nine fumbles) as the program won eight games for just the 10th time in the 115-year history of the program. Additionally, the Demon Deacons downed Missouri in the 2022 Union Home Mortgage Gasparilla Bowl, which marked the 11th bowl victory in program history.

In 2021, Williams helped head coach Dave Clawson lead Wake Forest to a program-record tying 11-3 record, including a school-best 7-1 mark in ACC play. The defensive backs helped Wake Forest force 29 turnovers (15 interceptions, 14 fumble recoveries). That total was the most for Wake Forest since 2008 when they tallied 37 turnovers.

Additionally with good coverage on the back end of the defense, Wake Forest tallied 38 sacks in 2021 to set another Clawson-era record. That mark was second-most in Wake Forest history.

Williams tutored Ja'Sir Taylor and Caelen Carson to All-ACC Honorable Mention honors in 2021. Taylor went on to be a sixth-round pick in the 2022 NFL Draft by the Los Angeles Chargers.

During his first season at Wake Forest in 2020, his cornerbacks played an instrumental role in helping a Demon Deacon defense finish the season with a +10-turnover margin, the highest in the Clawson era. Wake Forest was one of just seven FBS schools to post a +10 or better margin in the country, tying for fourth in that category.

Taylor was a 2020 All-ACC honoree and rookie Gavin Holmes returned his first career interception for a touchdown at Syracuse.

Williams has a long history of training NFL talent during his coaching career. Williams has 11 players on active NFL rosters and has produced 14 NFL draft picks from five different schools. In his last six stops as an on-field coach, Williams has produced at least one NFL defensive back.

During the 2018 season at Houston, Williams had three players ranked in the AAC's top 25 for passes defended and he mentored 2019 fourth-round draft pick Isiah Johnson (Oakland Raiders).

Williams spent the 2016-17 seasons at Illinois, where protégé Bennett Williams earned Freshman All-America honors and was one of four

defensive backs to earn postseason honors in 2017. In his first season in Champaign, Williams coached the 16th-ranked pass defense, allowing only 185.9 yards per game through the air.

At Miami from 2011-15, Williams helped the Hurricanes reach three straight bowl games from 2013-15. During the 2014 season, Miami ranked 17th national in pass defense, allowing just 191.4 yards per game. He developed eight future NFL players during his five seasons in Coral Gables, including 2016 first-round draft pick, Artie Burns.

Williams spent five seasons (2006-10) at Temple, helping the Owls to a 17-7 record over his final two seasons in Philadelphia. Defensive back Jaiquawn Jarrett earned first team All-MAC honors before being selected in the second round of the 2011 NFL Draft by the Philadelphia Eagles.

During his lone season at Western Michigan, the Broncos went from one win in 2004 to seven wins in 2005. Williams coached Louis Delman, a second-round pick by the Detroit Lions who later spent six years in the NFL.

A 1996 graduate of Delaware, Williams spent six seasons at his alma mater (1999-04). During his time on staff, he was integral in helping build the Blue Hens to a national power, capped off by a 15-1 record and Division I-AA national championship in 2003. Delaware cornerback Sidney Haugabrook was a four-time all-conference honoree and an All-American in 2004. Not to be outdone, defensive backs Mike Adams and Ricardo Walker; placekickers Brad Shushman and Scott Collins; return specialist Brett Veach; as well as punters Ryan Bleiler and Chris Steiner were all named to all-league teams under Williams.

Williams was key in the development of Adams, a Blue Hen great who played 16 seasons in the NFL after going undrafted. He earned Pro Bowl nods in 2014 and 2015.

Williams began his coaching career at Lafayette in 1996 and then spent two seasons at Penn.

Williams earned his bachelor's degree in physical education studies in 1996 from Delaware, lettering four years and playing on two Yankee Conference championship teams. During his career, he tallied 189 tackles, 27 pass breakups and 10 interceptions. He also ran track and set the school's record in the indoor 200 meters and won the 200 meters at the 1993 American East Outdoor Championships.

He and his wife, Nicole, have three children: Austin, Jaxon and Leah.

### THE WILLIAMS FILE

#### PERSONAL

HOMETOWN ..... NEWARK, DELEWARE  
 COLLEGE ..... DELEWARE (1996)  
 WIFE ..... NICOLE  
 CHILDREN ..... AUSTIN, JAXON, LEAH

#### WILLIAMS YEAR-BY-YEAR

##### AS ASSISTANT COACH

YEAR	SCHOOL	POSITION
2023-PRES	STANFORD	CORNERBACKS
2020-22	WAKE FOREST	CORNERBACKS
2019	TEXAS	ANALYST
2018	HOUSTON	CORNERBACKS
2016-17	ILLINOIS	DEFENSIVE BACKS
2011-15	MIAMI	DEFENSIVE BACKS
2006-10	TEMPLE	DEFENSIVE BACKS
2005	WESTERN MICHIGAN	SAFETIES
2001-04	DELAWARE	SECONDARY/SPECIAL TEAMS
1997-98	PENN	SECONDARY/SPECIAL TEAMS
1996	LAFAYETTE	DEFENSIVE LINE ASSISTANT

# NUMERICAL ROSTER

NO	NAME	POS	HT	WT	CL	HOMETOWN / PREVIOUS SCHOOL	NO	NAME	POS	HT	WT	CL	HOMETOWN / PREVIOUS SCHOOL
0	.. Gaethan Bernadel	.. ILB	.. 6-1	.. 227	.. Jr	.. Miami, Fla. / Hallandale / Florida International	42	.. Bailey Parsons	.. LS	.. 6-2	.. 238	.. Sr	.. Watson, Ala. / Gardendale
0	.. Mudia Reuben	.. WR	.. 6-2	.. 205	.. So	.. Kansas City, Mo. / Park Hill South	43	.. Joshua Karty	.. K	.. 6-2	.. 208	.. Sr	.. Burlington, N.C. / Western Alamance
2	.. Casey Filkins	.. RB	.. 5-11	.. 206	.. Sr	.. Lake Oswego, Ore. / Lake Oswego	44	.. Ernest Cooper	.. OLB	.. 6-4	.. 241	.. So	.. Arlington, Texas / Martin
3	.. Bryce Farrell	.. WR	.. 5-10	.. 180	.. Sr	.. Thousand Oaks, Calif. / Oaks Christian School	45	.. Omar Staples	.. OLB	.. 6-3	.. 230	.. Fr	.. Oakland, Calif. / Oakland Tech
4	.. Zahran Manley	.. CB	.. 6-2	.. 189	.. 5th	.. Claremont, Calif. / Upland	46	.. Chico Holt	.. TE	.. 6-5	.. 220	.. Fr	.. Houston, Texas / Strake Jesuit / Northwestern
5	.. John Humphreys	.. WR	.. 6-5	.. 198	.. Sr	.. Newport Beach, Calif. / Corona del Mar	46	.. Caymus Rooney	.. DB	.. 6-2	.. 195	.. Fr	.. Fort Worth, Texas / Bellevue (Wash.)
6	.. Collin Wright	.. CB	.. 6-0	.. 192	.. So	.. Manvel, Texas. / Manvel	47	.. Alejandro Chavez	.. LS	.. 6-2	.. 240	.. So	.. West Covina, Calif. / Bishop Amat
8	.. Justin Lamson	.. QB	.. 6-2	.. 215	.. So	.. El Dorado Hills, Calif. / Oak Ridge / Syracuse	47	.. Caleb Ellis	.. CB	.. 6-0	.. 191	.. Jr	.. McKinney, Texas / Independence
8	.. Tristan Sinclair	.. ILB	.. 6-1	.. 221	.. 5th	.. Alamo, Calif. / San Ramon Valley	48	.. Benjamin Hudson	.. ILB	.. 6-2	.. 219	.. So	.. Las Vegas, Nev. / Bishop Gorman
9	.. Aaron Armitage	.. OLB	.. 6-5	.. 260	.. Jr	.. Ajax, Ontario, Canada / Blair Academy (N.J.)	49	.. Evan Jackson	.. WR	.. 5-9	.. 178	.. Jr	.. McDonough, Ga. / Eagle's Landing
9	.. Myles Jackson	.. QB	.. 6-2	.. 190	.. Fr	.. Lakewood, Calif. / Millikan	49	.. Adam Rourke	.. DB	.. 6-0	.. 195	.. Fr	.. Dallas, Texas / Highland Park
10	.. Spencer Jorgensen	.. ILB	.. 6-3	.. 233	.. 5th	.. Provo, Utah / Provo	50	.. R.J. Gaskins	.. DL	.. 6-3	.. 265	.. Fr	.. McLean, Va. / Gonzaga College
10	.. Beau Nelson	.. QB	.. 6-2	.. 207	.. Sr	.. Boise, Idaho / Bishop Kelly	51	.. Jaxson Moi	.. DL	.. 6-2	.. 303	.. So	.. Oceanside, Calif. / Cathedral Catholic
11	.. Ari Patu	.. QB	.. 6-4	.. 216	.. Jr	.. Folsom, Calif. / Folsom	52	.. Lucas Heyer	.. OL	.. 6-5	.. 306	.. So	.. Stillwater, Minn. / Hill-Murray School
11	.. Tevarua Tafiti	.. OLB	.. 6-2	.. 235	.. So	.. Waipahu, Hawaii / Punahou School	53	.. Carson Berger	.. ILB	.. 6-0	.. 216	.. Fr	.. Houston, Texas / John Cooper
13	.. Elic Ayomanor	.. WR	.. 6-2	.. 210	.. So	.. Medicine Hat, Alberta, Canada / Deerfield Academy (Mass.)	54	.. Kiersten Lee	.. ILB	.. 6-2	.. 226	.. Sr	.. Marietta, Ga. / Marietta
13	.. Emmet Kenney	.. K	.. 6-2	.. 215	.. Jr	.. Fargo, N.D. / Shanley	55	.. Matthew Merritt	.. DL	.. 6-1	.. 266	.. Sr	.. Fresno, Calif. / Buchanan
14	.. Wilfredo Aybar	.. OLB	.. 6-2	.. 252	.. Jr	.. Fall River, Mass. / Cheshire Academy	55	.. Simone Pale	.. OL	.. 6-4	.. 315	.. Fr	.. Elk Grove, Calif. / Elk Grove
14	.. Ashton Daniels	.. QB	.. 6-2	.. 215	.. So	.. Buford, Ga. / Buford	56	.. Miles McGee	.. ILB	.. 6-2	.. 212	.. Fr	.. Boston, Mass. / Christopher Columbus
15	.. Ryan Butler	.. RB	.. 5-11	.. 225	.. So	.. Plainfield, N.J. / Bergen Catholic / Princeton	57	.. Spencer Lytle	.. ILB	.. 6-2	.. 230	.. Jr	.. Bellflower, Calif. / St. John Bosco / Wisconsin
15	.. Connor Weselman	.. P	.. 6-3	.. 216	.. Jr	.. Atlanta, Ga. / Westminster School	57	.. Levi Rogers	.. OL	.. 6-4	.. 301	.. Sr	.. Woodinville, Wash. / Woodinville
17	.. Jshawn Frausto-Ramos	.. CB	.. 6-0	.. 184	.. Fr	.. Los Angeles, Calif. / St. John Bosco	58	.. Alec Bank	.. OL	.. 6-4	.. 303	.. Jr	.. Hoboken, N.J. / Tesero / Harvard
17	.. Charlie Mirer	.. QB	.. 6-6	.. 235	.. So	.. Rancho Santa Fe, Calif. / Cathedral Catholic	61	.. Trevor Mayberry	.. OL	.. 6-1	.. 315	.. Jr	.. Odessa, Fla. / Jesuit / Penn
18	.. Jimmy Wyrick	.. S	.. 5-10	.. 183	.. Jr	.. Dallas, Texas / South Oak Cliff	65	.. Allen Thomason	.. OL	.. 6-5	.. 275	.. Fr	.. Little Rock, Ark. / Pulaski Academy
19	.. Silas Starr	.. WR	.. 6-2	.. 221	.. Sr	.. Portland, Ore. / Central Catholic	67	.. Fisher Anderson	.. OL	.. 6-6	.. 294	.. So	.. Franklin, Tenn. / Franklin
20	.. Jaden Slocum	.. CB	.. 6-1	.. 200	.. Jr	.. Alpharetta, Ga. / Alpharetta	69	.. Jake Maikkula	.. OL	.. 6-5	.. 290	.. So	.. Sedalia, Colo. / Valor Christian School
21	.. Scotty Edwards	.. S	.. 6-0	.. 205	.. So	.. Holladay City, Utah / Olympus	71	.. Connor McLaughlin	.. OL	.. 6-7	.. 295	.. Sr	.. Tampa, Fla. / Jesuit
22	.. Che Ojarikre	.. S	.. 6-2	.. 180	.. Fr	.. Alpharetta, Ga. / Denmark	72	.. Austin Uke	.. DL	.. 6-2	.. 290	.. Jr	.. Cedar Hill, Texas / Parish Episcopal School
22	.. E.J. Smith	.. RB	.. 6-0	.. 210	.. Sr	.. Dallas, Texas / Jesuit College Prep	73	.. David Symonds	.. OL	.. 6-8	.. 300	.. Fr	.. South Kent, Conn. / Taft School
23	.. David Bailey	.. OLB	.. 6-3	.. 240	.. So	.. Irvine, Calif. / Mater Dei	74	.. James Pogorelc	.. OL	.. 6-8	.. 302	.. Sr	.. Centerville, Va. / Chantilly
23	.. Jacob Lowe	.. RB	.. 6-0	.. 230	.. So	.. Orange City, Fla. / University	75	.. Braden Marceau-Olayinka	.. DL	.. 6-3	.. 260	.. Fr	.. Melrose, Mass./Melrose
24	.. Tiger Bachmeier	.. WR	.. 6-1	.. 190	.. Fr	.. Lake Elsinore, Calif. / Murrieta Valley	76	.. Jack Leyrer	.. OL	.. 6-5	.. 310	.. Jr	.. Dallas, Texas / Highland Park
25	.. Ismael Cisse	.. WR	.. 6-0	.. 180	.. Fr	.. Denver, Colo. / Cherry Creek	77	.. Logan Berzins	.. OL	.. 6-3	.. 295	.. Sr	.. San Diego, Calif. / Cathedral Catholic
26	.. Sedrick Irvin	.. RB	.. 5-10	.. 190	.. Fr	.. Miami, Fla. / Christoper Columbus	78	.. Luke Baklenko	.. OL	.. 6-6	.. 295	.. Fr	.. Thousand Oaks, Calif. / Oaks Christian
27	.. Omari Porter	.. S	.. 6-2	.. 205	.. Fr	.. Auburn, Ala. / Auburn	80	.. David Kasemervisz	.. WR	.. 6-0	.. 195	.. Jr	.. Sugar Land, Texas / Fort Bend Christian
28	.. Joshua Thompson	.. CB	.. 6-1	.. 207	.. So	.. Upper Marlboro, Md. / St. John's College (D.C.)	81	.. Ahmari Borden	.. WR	.. 6-3	.. 185	.. Fr	.. Bainbridge, Ga. / Munroe Day School (Fla.)
29	.. Terian Williams	.. CB	.. 5-8	.. 184	.. So	.. Duluth, Ga. / Johns Creek	82	.. Jayson Raines	.. WR	.. 6-3	.. 213	.. Jr	.. West Orange, N.J. / West Orange
30	.. Ese Dubre	.. ILB	.. 6-2	.. 245	.. Jr	.. Powder Springs, Ga. / McEachern	83	.. Jackson Harris	.. WR	.. 6-3	.. 190	.. Fr	.. Berkeley, Calif. / Berkeley
31	.. Aaron Morris	.. CB	.. 5-11	.. 186	.. Fr	.. Lowell, Mass. / Phillips Exeter Academy (N.H.)	84	.. Benjamin Yurosek	.. TE	.. 6-4	.. 242	.. Sr	.. Bakersfield, Calif. / Bakersfield Christian
32	.. Mitch Leigber	.. S	.. 6-1	.. 202	.. Jr	.. Laguna Hills, Calif. / Laguna Hills	85	.. Shield Taylor	.. TE	.. 6-3	.. 248	.. Jr	.. Alexandria, La. / Alexandria Senior
33	.. Alaka'i Gilman	.. S	.. 5-9	.. 194	.. Sr	.. Laie, Hawaii / Punahou School	86	.. Sam Roush	.. TE	.. 6-5	.. 242	.. So	.. Nashville, Tenn. / Lipscomb Academy
33	.. Kenaj Washington	.. RB	.. 5-7	.. 155	.. Fr	.. Kennedale, Texas / Kennedale	87	.. Jason Thompson	.. WR	.. 5-10	.. 179	.. So	.. Stevenson Ranch, Calif. / Harvard Westlake
34	.. Caleb Hampton	.. RB	.. 5-10	.. 208	.. Fr	.. Ooltewah, Tenn. / Baylor School	88	.. C.J. Hawkins	.. TE	.. 6-5	.. 238	.. So	.. Tampa, Fla. / Berkeley Prep
35	.. Matt Rose	.. ILB	.. 6-2	.. 223	.. So	.. Brecksville, Ohio / Brecksville-Broadview Heights	89	.. Lukas Ungar	.. TE	.. 6-4	.. 244	.. Sr	.. Mendham, N.J. / Delbarton School
36	.. Tre Williams	.. OLB	.. 6-2	.. 225	.. Fr	.. Farmers Branch, Texas / Parish Episcopal School	90	.. Gavin Geweniger	.. OLB	.. 6-4	.. 245	.. Fr	.. Scottsdale, Ariz. / Chaparral
37	.. Aidan Flintoft	.. P/K	.. 6-2	.. 194	.. Fr	.. Pacific Palisades, Calif. / Oaks Christian School	91	.. Pat Caughey	.. DL	.. 6-5	.. 264	.. So	.. Essex Fells, N.J. / Delbarton School
37	.. Myles Libman	.. WR	.. 6-0	.. 185	.. So	.. Las Vegas, Nev. / Pinnacle	92	.. Lance Keneley	.. OLB	.. 6-4	.. 250	.. Sr	.. Mission Viejo, Calif. / Mission Viejo
38	.. Kale Lucas	.. S	.. 6-0	.. 194	.. Jr	.. Farmington, N.M. / Farmington	93	.. Peyton Warford	.. LS	.. 6-3	.. 200	.. So	.. Woodside, Calif. / St. Francis / Northwestern
38	.. Brendon Barrow	.. RB	.. 5-8	.. 180	.. Jr	.. Etobicoke, Ontario, Canada / Clearwater Academy International (Fla.)	94	.. Anthony Franklin	.. DL	.. 6-3	.. 281	.. Jr	.. Phoenix, Ariz. / Pinnacle
39	.. Brayden Hagle	.. WR	.. 6-1	.. 190	.. Fr	.. Los Angeles, Calif. / Lovejoy	95	.. Aristotle Taylor	.. DL	.. 6-7	.. 260	.. Jr	.. Birmingham, Mich. / Brother Rice
39	.. Tyler Kuo	.. WR	.. 6-3	.. 202	.. Fr	.. Austin, Texas / Regents School of Austin	97	.. Zach Rowell	.. DL	.. 6-3	.. 281	.. So	.. San Diego, Calif. / Torrey Pines
40	.. Tobin Phillips	.. DL	.. 6-3	.. 295	.. Sr	.. Fresno, Calif. / San Joaquin Memorial	98	.. Zach Buckley	.. DL	.. 6-3	.. 260	.. Jr	.. Bakersfield, Calif. / Garces Memorial
41	.. Anson Pulsipher	.. ILB	.. 6-0	.. 213	.. So	.. Temecula, Calif. / Temecula Valley	99	.. Zephron Lester	.. DL	.. 5-11	.. 297	.. Sr	.. Far Rockaway, N.Y. / Christ the King

## PRONUNCIATIONS

Aaron Armitage	ARM-ih-tij	Spencer Jorgensen	JORgin-sin	Ari Patu	pah-TOO
Wilfredo Aybar	EYE-bar	David Kasemervisz	kass-eh-MER-viss	James Pogorelc	pogo-R(ELSE)
Elic Ayomanor	EL-lick EYE-oh-manner	Lance Keneley	ken-uh-LEE	Mudia Reuben	MOO-dee-uh
Gaethan Bernadel	guy-THIN burn-uh-DELL	Mitch Leigber	LIE-g-ber	Caymus Rooney	KAY-miss ROO-knee
Pat Caughey	COY	Spencer Lytle	LITE-ul	Zach Rowell	ROWL (rhymes with howl)
Ismael Cisse	CE-ce	Jake Maikkula	MIKE-luh	Tevarua Tafiti	tev-uh-ROO-uh tah-FEE-tee
Ese Dubre	essay DOO-bray	Braden Marceau-Olayinka	mar-so oh-lie-INK-uh	Austin Uke	OO-kay
Bryce Farrell	FAIR-ull	Connor McLaughlin	mick-LOCK-linn	Lukas Ungar	lucas UN-garr
Jshawn Frausto-Ramos	Jay-Sean	Jaxson Moi	MOY	Benjamin Yurosek	yer-AH-sick
Alaka'i Gilman	al-uh-kuh-EE	Che Ojarikre	SHAY o-JA-ri-kray		
Lucas Heyer	HIGHER	Simione Pale	see-mee-OH-neh PAW-leh		

# ALPHABETICAL ROSTER

NO	NAME	POS	HT	WT	CL	HOMETOWN / PREVIOUS SCHOOL	NO	NAME	POS	HT	WT	CL	HOMETOWN / PREVIOUS SCHOOL
67	Fisher Anderson	OL	6-6	294	So	Franklin, Tenn. / Franklin	37	Myles Libman	WR	6-0	185	Fr	Las Vegas, Nev. / Pinnacle
9	Aaron Armitage	OLB	6-5	260	Jr	Ajax, Ontario, Canada / Blair Academy (N.J.)	23	Jacob Lowe	RB	6-0	230	So	Orange City, Fla. / University
14	Wilfredo Aybar	OLB	6-2	252	Jr	Fall River, Mass. / Cheshire Academy	38	Kale Lucas	S	6-0	194	Jr	Farmington, N.M. / Farmington
13	Elic Ayomanor	WR	6-2	210	So	Medicine Hat, Alberta, Canada / Deerfield Academy (Mass.)	57	Spencer Lytle	ILB	6-2	230	Jr	Belflower, Calif. / St. John Bosco / Wisconsin
25	Tiger Bachmeier	WR	6-1	190	Fr	Lake Elsinore, Calif. / Murrieta Valley	69	Jake Maikkula	OL	6-5	290	So	Sedalia, Colo. / Valhalla Christian School
23	David Bailey	OLB	6-3	240	So	Irvine, Calif. / Mater Dei	4	Zahran Manley	CB	6-2	189	5th	Claremont, Calif. / Upland
78	Luke Baklenko	OL	6-6	295	Fr	Thousand Oaks, Calif. / Oaks Christian	75	Braden Marceau-Olayinka	DL	6-3	260	Fr	Melrose, Mass. / Melrose
58	Alec Bank	OL	6-4	303	Jr	Hoboken, N.J. / Tesero / Harvard	61	Trevor Mayberry	OL	6-1	315	Jr	Odessa, Fla. / Jesuit / Penn
38	Brendon Barrow	RB	5-8	180	Jr	Etobicoke, Ontario, Canada / Clearwater Academy International (Fla.)	56	Miles McGee	ILB	6-2	212	Fr	Boston, Mass. / Christopher Columbus
53	Carson Berger	ILB	6-0	216	Fr	Houston, Texas / John Cooper	71	Connor McLaughlin	OL	6-7	295	Fr	Tampa, Fla. / Jesuit
0	Gaethan Bernadel	ILB	6-1	227	Jr	Miami, Fla. / Hallandale / Florida International	55	Matthew Merritt	DL	6-1	266	Sr	Fresno, Calif. / Buchanan
77	Logan Berzins	OL	6-3	295	Sr	San Diego, Calif. / Cathedral Catholic	17	Charlie Mirer	QB	6-6	235	So	Rancho Santa Fe, Calif. / Cathedral Catholic
81	Ahmar Borden	WR	6-3	185	Fr	Bainbridge, Ga. / Munroe Day School (Fla.)	51	Jaxson Moi	DL	6-2	303	So	Oceanside, Calif. / Cathedral Catholic
98	Zach Buckley	DL	6-3	260	Jr	Bakersfield, Calif. / Garces Memorial	31	Aaron Morris	CB	5-11	186	Fr	Lowell, Mass. / Phillips Exeter Academy (N.H.)
15	Ryan Butler	RB	5-11	225	So	Plainfield, N.J. / Bergen Catholic / Princeton	10	Beau Nelson	QB	6-2	207	Sr	Boise, Idaho / Bishop Kelly
91	Pat Caughey	DL	6-5	264	So	Essex Fells, N.J. / Delbarton School	22	Che Ojarikre	S	6-2	180	Fr	Alpharetta, Ga. / Denmark
47	Alejandro Chavez	LS	6-2	240	So	West Covina, Calif. / Bishop Amat	55	Simione Pale	OL	6-4	315	Fr	Elk Grove, Calif. / Elk Grove
25	Ismael Cisse	WR	6-0	180	Fr	Denver, Colo. / Cherry Creek	42	Bailey Parsons	LS	6-2	238	Sr	Watson, Ala. / Gardendale
44	Ernest Cooper	OLB	6-4	241	So	Arlington, Texas / Martin	11	Ari Patu	QB	6-4	216	Jr	Folsom, Calif. / Folsom
14	Ashton Daniels	QB	6-2	215	So	Buford, Ga. / Buford	40	Tobin Phillips	DL	6-3	295	Sr	Fresno, Calif. / San Joaquin Memorial
30	Ese Dubre	ILB	6-2	245	Jr	Powder Springs, Ga. / McEachern	74	James Pogorelc	OL	6-8	302	Sr	Centreville, Va. / Chantilly
21	Scotty Edwards	S	6-0	205	So	Holladay City, Utah / Olympus	27	Omari Porter	S	6-2	205	Sr	Auburn, Ala. / Auburn
47	Caleb Ellis	CB	6-0	191	Jr	McKinney, Texas / Independence	41	Anson Pulsipher	ILB	6-0	213	So	Temecula, Calif. / Temecula Valley
3	Bryce Farrell	WR	5-10	180	Sr	Thousand Oaks, Calif. / Oaks Christian School	82	Jayson Raines	WR	6-3	213	Jr	West Orange, N.J. / West Orange
2	Casey Filkins	RB	5-11	206	Sr	Lake Oswego, Ore. / Lake Oswego	0	Mudia Reuben	WR	6-2	205	So	Kansas City, Mo. / Park Hill South
37	Aidan Flintoft	P/K	6-2	194	Fr	Pacific Palisades, Calif. / Oaks Christian School	57	Levi Rogers	OL	6-4	301	Sr	Woodinville, Wash. / Woodinville
94	Anthony Franklin	DL	6-3	281	Jr	Phoenix, Ariz. / Pinnacle	46	Caymus Rooney	DB	6-2	195	Fr	Fort Worth, Texas / Bellevue (Wash.)
17	Jshawn Frausto-Ramos	CB	6-0	184	Fr	Los Angeles, Calif. / St. John Bosco	35	Matt Rose	ILB	6-2	223	So	Brecksville, Ohio / Brecksville-Broadview Heights
50	R.J. Gaskins	DL	6-3	265	Fr	McLean, Va. / Gonzaga College	49	Adam Rourke	DB	6-0	195	Fr	Dallas, Texas / Highland Park
90	Gavin Geweniger	OLB	6-4	245	Fr	Scottsdale, Ariz. / Chaparral	86	Sam Roush	TE	6-5	242	So	Nashville, Tenn. / Lipscomb Academy
33	Alaka'i Gilman	S	5-9	194	Sr	Laie, Hawaii / Punahou School	97	Zach Rowell	DL	6-3	281	So	San Diego, Calif. / Torrey Pines
39	Brayden Hagle	WR	6-1	190	Fr	Los Angeles, Calif. / Lovejoy	8	Tristan Sinclair	ILB	6-1	221	5th	Alamo, Calif. / San Ramon Valley
34	Caleb Hampton	RB	5-10	208	Fr	Ooltewah, Tenn. / Baylor School	20	Jaden Slocum	CB	6-1	200	Jr	Alpharetta, Ga. / Alpharetta
83	Jackson Harris	WR	6-3	190	Fr	Berkeley, Calif. / Berkeley	22	E.J. Smith	RB	6-0	210	Sr	Dallas, Texas / Jesuit College Prep
88	C.J. Hawkins	TE	6-5	238	So	Tampa, Fla. / Berkeley Prep	45	Omar Staples	OLB	6-3	230	Fr	Oakland, Calif. / Oakland Tech
52	Lucas Heyer	OL	6-5	306	So	Stillwater, Minn. / Hill-Murray School	19	Silas Starr	WR	6-2	221	Sr	Portland, Ore. / Central Catholic
46	Chico Holt	TE	6-5	220	Fr	Houston, Texas / Strake Jesuit / Northwestern	73	Charlie Symonds	OL	6-8	300	Fr	South Kent, Conn. / Taft School
48	Benjamin Hudson	ILB	6-2	219	So	Las Vegas, Nev. / Bishop Gorman	11	Tevarua Tafiti	OLB	6-2	235	So	Waipahu, Hawaii / Punahou School
5	John Humphreys	WR	6-5	198	Sr	Newport Beach, Calif. / Corona del Mar	95	Aristotle Taylor	DL	6-7	260	Jr	Birmingham, Mich. / Brother Rice
26	Sedrick Irvin	RB	5-10	190	Fr	Miami, Fla. / Christopher Columbus	85	Shield Taylor	TE	6-3	248	Jr	Alexandria, La. / Alexandria Senior
49	Evan Jackson	WR	5-9	178	Jr	McDonough, Ga. / Eagle's Landing	65	Allen Thomason	OL	6-5	275	Fr	Little Rock, Ark. / Pulaski Academy
9	Myles Jackson	QB	6-2	190	Fr	Lakewood, Calif. / Millikan	87	Jason Thompson	WR	5-10	179	So	Stevenson Ranch, Calif. / Harvard Westlake
10	Spencer Jorgensen	ILB	6-3	233	5th	Provo, Utah / Provo	28	Joshua Thompson	CB	6-1	207	So	Upper Marlboro, Md. / St. John's College (D.C.)
43	Joshua Karty	K	6-2	208	Sr	Burlington, N.C. / Western Alamance	72	Austin Uke	DL	6-2	290	Jr	Cedar Hill, Texas / Parish Episcopal School
80	David Kasemervisz	WR	6-0	195	Jr	Sugar Land, Texas / Fort Bend Christian	89	Lukas Ungar	TE	6-4	244	Sr	Mendham, N.J. / Delbarton School
92	Lance Kenely	OLB	6-4	250	Sr	Mission Viejo, Calif. / Mission Viejo	93	Peyton Warford	LS	6-3	200	So	Woodside, Calif. / St. Francis / Northwestern
13	Emmet Kenney	K	6-2	215	Jr	Fargo, N.D. / Shanley	33	Kenaj Washington	RB	5-7	155	Fr	Kennedale, Texas / Kennedale
39	Tyler Kuo	WR	6-3	202	Fr	Austin, Texas / Regents School of Austin	15	Connor Weselman	P	6-3	216	Jr	Atlanta, Ga. / Westminster School
8	Justin Lamson	QB	6-2	215	So	El Dorado Hills, Calif. / Oak Ridge / Syracuse	29	Terian Williams	CB	5-8	184	So	Duluth, Ga. / Johns Creek
54	Kiersten Lee	ILB	6-2	226	Sr	Marietta, Ga. / Marietta	36	Tre Williams	OLB	6-2	225	Fr	Farmers Branch, Texas / Parish Episcopal School
32	Mitch Leigber	S	6-1	202	Jr	Laguna Hills, Calif. / Laguna Hills	6	Collin Wright	CB	6-0	192	So	Manvel, Texas. / Manvel
99	Zephron Lester	DL	5-11	297	Sr	Far Rockaway, N.Y. / Christ the King	18	Jimmy Wyrick	S	5-10	183	Jr	Dallas, Texas / South Oak Cliff
76	Jack Leyrer	OL	6-5	310	Jr	Dallas, Texas / Highland Park	84	Benjamin Yurosek	TE	6-4	242	Sr	Bakersfield, Calif. / Bakersfield Christian

## PRONUNCIATIONS

Aaron Armitage	ARM-ih-tij	Spencer Jorgensen	JORgin-sin	Ari Patu	pah-TOO
Wilfredo Aybar	EYE-bar	David Kasemervisz	kass-eh-MER-viss	James Pogorelc	pogo-R(ELSE)
Elic Ayomanor	EL-lick EYE-oh-manner	Lance Kenely	ken-uh-LEE	Mudia Reuben	MOO-dee-uh
Gaethan Bernadel	guy-THIN burn-uh-DELL	Mitch Leigber	LIE-g-ber	Caymus Rooney	KAY-miss ROO-knee
Pat Caughey	COY	Spencer Lytle	LITE-ul	Zach Rowell	ROWL (rhymes with howl)
Ismael Cisse	CE-ce	Jake Maikkula	MIKE-luh	Tevarua Tafiti	tev-uh-ROO-uh tah-FEE-tee
Ese Dubre	essay DOO-bray	Braden Marceau-Olayinka	mar-so oh-lie-INK-uh	Austin Uke	OO-kay
Bryce Farrell	FAIR-ull	Connor McLaughlin	mick-LOCK-linn	Lukas Ungar	lucas UN-garr
Jshawn Frausto-Ramos	Jay-Sean	Jaxson Moi	MOY	Benjamin Yurosek	yer-AH-sick
Alaka'i Gilman	al-uh-kuh-EE	Che Ojarikre	SHAY o-JA-ri-kray		
Lucas Heyer	HIGHER	Simione Pale	see-mee-OH-neh PAW-leh		

# DEPTH CHART

## OFFENSE

	NO.	NAME	CL	HT	WT	HOMETOWN / PREVIOUS SCHOOL	
QB	14	Ashton Daniels	Sr.	6-2	215	Buford, Ga. / Buford	
	8	Justin Lamson	So.	6-2	215	El Dorado Hills, Calif. / Syracuse	
RB	22	E.J. Smith	Sr.	6-0	210	Dallas, Texas / Jesuit College Prep	
	-OR-	2	Casey Filkins	Sr.	5-11	206	Lake Oswego, Ore. / Lake Oswego
	-OR-	26	Sedrick Irvin	Fr.	5-10	190	Miami, Fla. / Christopher Columbus
	-OR-	15	Ryan Butler	So.	5-11	225	Plainfield, N.J. / Princeton
WR	5	John Humphreys	Sr.	6-5	209	Newport Beach, Calif. / Corona del Mar	
	82	Jayson Raines	Jr.	6-3	213	West Orange, N.J. / West Orange	
WR	13	Elic Ayomanor	So.	6-2	210	Medicine Hat, Alberta, Canada / Deerfield Academy	
	3	Bryce Farrell	Sr.	5-10	180	Thousand Oaks, Calif. / Oaks Christian School	
WR	0	Mudia Reuben	So.	6-2	205	Kansas City, Mo. / Park Hill South	
	24	Tiger Bachmeier	Fr.	6-1	190	Lake Elsinore, Calif. / Murrieta Valley	
TE	84	Benjamin Yurosek	Sr.	6-4	242	Bakersfield, Calif. / Bakersfield Christian	
	86	Sam Roush	So.	6-5	242	Nashville, Tenn. / Lipscomb Academy	
LT	74	James Pogorelc	Sr.	6-8	302	Centreville, Va. / Chantilly	
	67	Fisher Anderson	So.	6-6	294	Franklin, Tenn. / Franklin	
LG	61	Trevor Mayberry	Jr.	6-3	315	Odessa, Fla. / Penn	
	69	Jake Maikkula	So.	6-5	290	Sedalia, Colo. / Valor Christian School	
C	57	Levi Rogers	Sr.	6-4	301	Woodinville, Wash. / Woodinville	
	77	Logan Berzins	Sr.	6-3	295	San Diego, Calif. / Central Catholic	
RG	55	Simione Pale	Fr.	6-4	315	Elk Grove, Calif. / Elk Grove	
	72	Austin Uke	Jr.	6-2	290	Cedar Hill, Texas / Parish Episcopal	
RT	71	Connor McLaughlin	Sr.	6-7	295	Tampa, Fla. / Jesuit	
	76	Jack Leyrer	Jr.	6-5	310	Dallas, Texas / Highland Park	

## DEFENSE

	NO.	NAME	CL	HT	WT	HOMETOWN / PREVIOUS SCHOOL
EDGE	23	David Bailey	So.	6-3	240	Irvine, Calif. / Mater Dei
	57	Spencer Lytle	Jr.	6-2	230	Bellflower, Calif. / Wisconsin
	-OR-	11	Tevarua Tafiti	So.	6-2	235
DT	40	Tobin Phillips	Sr.	6-3	295	Fresno, Calif. / San Joaquin Memorial
	51	Jaxson Moi	So.	6-2	303	Oceanside, Calif. / Cathedral Catholic
DT	94	Anthony Franklin	Jr.	6-3	281	Phoenix, Ariz. / Pinnacle
	98	Zach Buckley	Jr.	6-3	260	Bakersfield, Calif. / Garces Memorial
EDGE	92	Lance Keneley	Sr.	6-4	250	Mission Viejo, Calif. / Mission Viejo
	14	Wilfredo Aybar	Jr.	6-2	252	Fall River, Mass. / Cheshire Academy
	-OR-	44	Ernest Cooper	So.	6-4	241
LB	8	Tristan Sinclair	5th	6-1	221	Alamo, Calif. / San Ramon Valley
	10	Spencer Jorgensen	5th	6-3	233	Provo, Utah / Provo
LB	0	Gaethan Bernadel	Jr.	6-1	227	Miami, Fla. / Florida International
	35	Matt Rose	So.	6-2	223	Brecksville, Ohio / Brecksville-Broadview Heights
NB	20	Jaden Slocum	Jr.	6-1	200	Alpharetta, Ga. / Alpharetta
	29	Terian Williams	So.	5-8	184	Duluth, Ga. / Johns Creek
CB	4	Zahran Manley	5th	6-2	189	Claremont, Calif. / Upland
	28	Joshua Thompson	So.	6-1	207	Upper Marlboro, Md. / St. John's College
S	18	Jimmy Wyrick	Jr.	5-10	183	Dallas, Texas / South Oak Cliff
	21	Scotty Edwards	So.	6-0	205	Holladay City, Utah / Olympus
S	33	Alaka'i Gilman	Jr.	5-9	192	Laie, Hawaii / Punahou School
	32	Mitch Leigber	Jr.	6-1	202	Laguna Hills, Calif. / Laguna Hills
CB	6	Collin Wright	So.	6-0	192	Manvel, Texas / Manvel
	20	Jaden Slocum	Jr.	6-1	200	Alpharetta, Ga. / Alpharetta

## SPECIAL TEAMS

	NO.	NAME	CL	HT	WT	HOMETOWN / PREVIOUS SCHOOL
K	43	Joshua Karty	Sr.	6-2	208	Burlington, N.C. / Western Alamance
	13	Emmet Kenney	Jr.	6-2	215	Fargo, N.D. / Shanley
	P	15	Connor Weselman	Jr.	6-3	216
37		Aidan Flintoft	Fr.	6-2	194	Pacific Palisades, Calif. / Oaks Christian School
H	15	Connor Weselman	Jr.	6-3	216	Atlanta, Ga. / Westminster School
	37	Aidan Flintoft	Fr.	6-2	194	Pacific Palisades, Calif. / Oaks Christian School
LS	47	Alejandro Chavez	So.	6-2	240	West Covina, Calif. / Bishop Amat
	93	Peyton Warford	So.	6-3	200	Woodside, Calif. / Northwestern
SS	42	Bailey Parsons	Sr.	6-2	238	Watson, Ala. / Gardendale
	93	Peyton Warford	So.	6-3	200	Woodside, Calif. / Northwestern
KR	3	Bryce Farrell	Sr.	5-10	180	Thousand Oaks, Calif. / Oaks Christian School
	2	Casey Filkins	Sr.	5-11	206	Lake Oswego, Ore. / Lake Oswego
PR	2	Casey Filkins	Sr.	5-11	206	Lake Oswego, Ore. / Lake Oswego
	3	Bryce Farrell	Sr.	5-10	180	Thousand Oaks, Calif. / Oaks Christian School

## PRONUNCIATIONS

Aaron Armitage	ARM-ih-tij	James Pogorelc	pogo-R(ELSE)
Wilfredo Aybar	EYE-bar	Mudia Reuben	MOO-dee-uh
Elic Ayomanor	EL-lick EYE-oh-manner	Caymus Rooney	KAY-miss ROO-knee
Gaethan Bernadel	guy-THIN burn-uh-DELL	Zach Rowell	ROWL (rhymes w/ howl)
Pat Caughey	COY	Tevarua Tafiti	tev-uh-ROO-uh tah-FEE-tee
Ismael Cisse	CE-ce	Austin Uke	OO-kay
Ese Dubre	essay DOO-bray	Lukas Ungar	lucas UN-garr
Bryce Farrell	FAIR-ull	Benjamin Yurosek	yer-AH-sick
Jshawn Frausto-Ramos	Jay-Sean		
Alaka'i Gilman	al-uh-kuh-EE		
Lucas Heyer	HIGHER		
Spencer Jorgensen	JORgin-sin		
David Kasemervisz	kass-eh-MER-viss		
Lance Keneley	ken-uh-LEE		
Mitch Leigber	LIE-g-ber		
Spencer Lytle	LITE-ul		
Jake Maikkula	MIKE-luh		
Braden Marceau-Olayinka	mar-so oh-lie-INK-uh		
Connor McLaughlin	mick-LOCK-linn		
Jaxson Moi	MOY		
Che Ojarikre	SHAY o-JA- ri-kray		
Simione Pale	see-mee-OH-neh PAW-leh		
Ari Patu	pah-TOO		

# STARTERS

## 2023 STARTERS (GAME-BY-GAME)

OFFENSE \_\_\_\_\_ QB \_\_\_\_\_ RB \_\_\_\_\_ WR \_\_\_\_\_ WR \_\_\_\_\_ TE \_\_\_\_\_ TE \_\_\_\_\_ LT \_\_\_\_\_ LG \_\_\_\_\_ C \_\_\_\_\_ RG \_\_\_\_\_ RT \_\_\_\_\_  
 at Hawai'i \_\_\_\_\_ Daniels \_\_\_\_\_ Filkins \_\_\_\_\_ Humphreys \_\_\_\_\_ Reuben \_\_\_\_\_ Yurosek \_\_\_\_\_ Roush \_\_\_\_\_ McLaughlin \_\_\_\_\_ Mayberry \_\_\_\_\_ Rogers \_\_\_\_\_ Pale \_\_\_\_\_ Pogorelc  
 at USC  
 SACRAMENTO STATE  
 ARIZONA  
 OREGON  
 at Colorado  
 UCLA  
 WASHINGTON  
 at Washington State  
 at Oregon State  
 CALIFORNIA  
 NOTRE DAME

DEFENSE \_\_\_\_\_ EDGE \_\_\_\_\_ DT \_\_\_\_\_ DT \_\_\_\_\_ EDGE \_\_\_\_\_ LB \_\_\_\_\_ LB \_\_\_\_\_ LB/NB \_\_\_\_\_ CB \_\_\_\_\_ CB \_\_\_\_\_ S \_\_\_\_\_ S \_\_\_\_\_  
 at Hawai'i \_\_\_\_\_ Keneley \_\_\_\_\_ Franklin \_\_\_\_\_ Phillips \_\_\_\_\_ Bailey \_\_\_\_\_ Bernadel \_\_\_\_\_ Sinclair \_\_\_\_\_ Wyrick (NB) \_\_\_\_\_ Wright \_\_\_\_\_ Manley \_\_\_\_\_ Gilman \_\_\_\_\_ Edwards  
 at USC  
 SACRAMENTO STATE  
 ARIZONA  
 OREGON  
 at Colorado  
 UCLA  
 WASHINGTON  
 at Washington State  
 at Oregon State  
 CALIFORNIA  
 NOTRE DAME

## CAREER PARTICIPATION/STARTS

Offense				Defense					
No.	Name	2023 GP-GS	Career Starts	Consecutive Starts	No.	Name	2023 GP-GS	Career Starts	Consecutive Starts
67	Anderson, Fisher	1-0	0	0	9	Armitage, Aaron	1-0	0	0
13	Ayomanor, Elic	1-0	0	0	14	Aybar, Wilfredo	1-0	0	0
24	Bachmeier, Tiger	1-0	0	0	23	Bailey, David	1-1	10	1
58	Bank, Alec*	0-0	20*	0	0	Bernadel, Gaethan**	1-1	12***	1
77	Berzins, Logan	1-0	0	0	98	Buckey, Zach	1-0	0	0
15	Butler, Ryan	1-0	0	0	91	Caughey, Pat	1-0	0	0
14	Daniels, Ashton	1-1	1	1	44	Cooper, Ernest	1-0	0	0
3	Farrell, Bryce	1-0	2	0	21	Edwards, Scotty	1-1	1	1
2	Filkins, Casey	1-1	6	1	94	Franklin, Anthony	1-1	12	8
5	Humphreys, John	1-1	11	1	17	Frausto-Ramos, Jshawn	1-0	0	0
26	Irvin, Sedrick	1-0	0	0	33	Gilman, Alaka'i	1-1	6	2
8	Lamson, Justin	1-0	0	0	48	Hudson, Benjamin	1-0	0	0
76	Leyrer, Jack	0-0	3	0	10	Jorgensen, Spencer	1-0	0	0
61	Mayberry, Trevor	1-1	19**	3	92	Keneley, Lance	1-1	3	1
71	McLaughlin, Connor	1-1	1	1	32	Leigber, Mitch	1-0	4	0
55	Pale, Simone	1-1	1	1	57	Lytle, Spencer	1-0	0	0
11	Patu, Ari	0-0	1	0	4	Manley, Zahran	1-1	1	1
74	Pogorelc, James	1-1	1	1	51	Moi, Jaxson	1-0	1	0
82	Raines, Jayson	1-0	0	0	40	Phillips, Tobin	1-1	14	3
0	Reuben, Mudia	1-1	1	1	27	Porter, Omari	1-0	1	0
57	Rogers, Levi	1-1	12	7	35	Rose, Matt	1-0	0	0
86	Roush, Sam	1-1	1	1	8	Sinclair, Tristan	1-1	3	3
22	Smith, E.J.	1-0	3	0	20	Slocum, Jaden	1-0	4	0
19	Starr, Silas	1-0	3	0	11	Tafiti, Tevarua	1-0	0	0
85	Taylor, Shield	1-0	0	0	6	Wright, Collin	1-1	1	1
87	Thompson, Jason	1-0	0	0	18	Wyrick, Jimmy	1-1	7	1
89	Ungar, Lukas	0-0	1	0					
84	Yurosek, Benjamin	1-1	24	21					

\*\*\* includes 11 career starts at FIU

\* includes 20 career starts at Harvard

\*\* includes 18 career starts at Penn

# THE LAST TIME ... STANFORD

## Team

30+ first downs	33 vs. USC
.....	9/10/22
300+ yards passing	318 vs. BYU
.....	11/26/22
400+ yards passing	428 at UCLA
.....	12/19/20
500+ yards passing	504 at Washington State
.....	11/16/19
<100 yards passing	80 at San Diego State
.....	9/16/17
300+ yards rushing	331 vs. Arizona State
.....	9/30/17
400+ yards rushing	405 vs. UCLA
.....	9/23/17
500+ yards total offense	560 at UCLA
.....	12/19/20
600+ yards total offense	656 vs. Rice
.....	8/26/17
<200 yards total offense	198 vs. UCLA
.....	10/17/19
<150 yards total offense	145 at Arizona State
.....	10/21/06
Top-25 win at home	31-24 vs. #3 Oregon
.....	10/2/21
Top-20 win at home	31-24 vs. #3 Oregon
.....	10/2/21
Top-15 win at home	31-24 vs. #3 Oregon
.....	10/2/21
Top-10 win at home	31-24 vs. #3 Oregon
.....	10/2/21
Top-5 win at home	31-24 vs. #3 Oregon
.....	10/2/21
Top-25 win on road	42-28 at #14 USC
.....	9/11/21
Top-20 win on road	42-28 at #14 USC
.....	9/11/21
Top-15 win on road	42-28 at #14 USC
.....	9/11/21
Top-10 win on road	41-31 at #6 USC
.....	9/19/15
Top-5 win on road	17-14 (ot) at #1 Oregon
.....	11/17/12
Top-10 win in neutral	45-16 vs. #6 Iowa
.....	1/1/16 (Rose Bowl)
Forced 5+ turnovers	5 at California
.....	11/22/14
Threw 3+ interceptions	3 at UCLA
.....	12/19/20
No turnovers	..... at Hawai'i
.....	9/1/23
4+ turnovers and won	4 vs. Colgate
.....	9/3/22
No offensive touchdown	..... vs. Arizona State
.....	10/22/22
2+ defensive touchdowns	..... vs. Washington State
.....	9/28/13
2+ interceptions returned for touchdowns	..... vs. Washington State
.....	9/28/13
Defensive shutout at home	35-0 vs. Army
.....	9/13/14
Defensive shutout on road	48-0 at Colorado
.....	11/3/12
Overtime game	31-24 vs. #3 Oregon
.....	10/2/21
Two-point conversion	..... vs. BYU (Benjamin Yurosek catch)
.....	11/26/22
20+ points in a quarter	21 (2nd) vs. Colgate
.....	9/3/22
30+ points in a half	31 (1st) vs. Arizona
.....	10/26/19
40+ points in a game	41 vs. Colgate
.....	9/3/22
No touchdowns scored and won	15-14 vs. Arizona State
.....	10/22/22

## Individual

<i>Rushing</i>	
100+ yards	Casey Filkins (100) at #18 Washington
.....	9/24/22
200+ yards	Bryce Love (301) vs. Arizona State
.....	9/30/17
50+ yard rush	E.J. Smith (87) vs. Colgate
.....	9/3/21
75+ yard rush	E.J. Smith (87) vs. Colgate
.....	9/3/21
30+ rushing attempts	Casey Filkins (32) at Notre Dame
.....	10/15/22
40+ rushing attempts	Tyler Gaffney (45) vs. Oregon
.....	11/7/13
Two 100-yard rushers	Bryce Love (111), Christian McCaffrey (204) vs. Rice
.....	11/26/16
Multiple rushing TDs	Ashton Daniels (2) vs. Washington State
.....	11/5/22
Rushing and receiving TD	E.J. Smith (3, 5) vs. USC
.....	9/10/22
Rushing, receiving and passing TD	Kevin Hogan (7, 11, 28), Christian McCaffrey (10, 28, 11) vs. USC
.....	12/5/15 (Pac-12 Championship Game)
Two players with rushing and receiving TD	Kevin Hogan (7, 11), Christian McCaffrey (10, 28) vs. USC
.....	12/5/15 (Pac-12 Championship Game)
100 yards rushing and receiving	Christian McCaffrey (172, 105) vs. Iowa
.....	1/1/16 (Rose Bowl)
<i>Passing</i>	
300+ yards	Tanner McKee (313) vs. BYU
.....	11/26/22
350+ yards	Davis Mills (428) at UCLA
.....	12/19/20
400+ yards	Davis Mills (428) at UCLA
.....	12/19/20
500+ yards	Davis Mills (504) at Washington State
.....	11/16/19
30+ completions	Tanner McKee (31) vs. BYU
.....	11/26/22
50+ attempts	Tanner McKee (57) vs. Arizona State
.....	10/22/22
50+ yard completion	Tanner McKee to Elijah Higgins (51) at #13 Utah
.....	9/24/22
75+ yard completion	Tanner McKee to Michael Wilson (78) at #18 Washington
.....	9/24/22
90+ yard completion	Kevin Hogan to Bryce Love (93) vs. UCF
.....	9/12/15
4+ touchdowns	Davis Mills (4) at Oregon State
.....	9/28/19
5+ touchdowns	K.J. Costello (5) at UCLA
.....	11/24/18
6+ touchdowns	John Elway (6) vs. Oregon State
.....	11/1/80
Non-QB threw touchdown pass	Colby Parkinson to Davis Mills at Oregon State
.....	9/28/19
<i>Receiving</i>	
10+ receptions	Brycen Tremayne (11) vs. BYU
.....	11/26/22
100+ yards	Benjamin Yurosek (138) at Hawai'i
.....	9/1/23
150+ yards	Michael Wilson (176) at #18 Washington
.....	9/24/22
200+ yards	Simi Fehoko (230) at UCLA
.....	12/19/20
250+ yards	Troy Walters (278) vs. #18 UCLA
.....	9/25/99
Multiple receiving TDs	Brycen Tremayne (2) vs. Oregon State
.....	10/8/22

## Individual

<i>Defense</i>	
15+ tackles	Zach Hoffpauir (15) vs. Washington State
.....	10/10/14
20+ tackles	Dave Wyman (27) at #16 California
.....	11/22/86
2+ interceptions	Paulson Adebo (2) vs. Arizona
.....	10/26/19
3+ sacks	David Bailey (3.0) at Hawai'i
.....	9/1/23
Interception and Fumble Recovery	Levani Damuni (1-1) at #12 Oregon
.....	11/7/20
Two players with 2+ sacks	Peter Kalambayi (2.5), Jordan Watkins (2) vs. Kansas State
.....	9/2/16
Interception return for TD	Kyu Blu Kelly (31 yards) at USC
.....	9/11/21
Fumble return for TD	Jonathan McGill (28 yards) at #17 UCF
.....	9/14/19
Safety	Bobby Okereke (Sack) vs. San Diego State
.....	8/31/18
<i>Special Teams</i>	
50+ yard FG	Joshua Karty (54) vs. BYU
.....	11/26/22
Kickoff return for TD	Christian McCaffrey (98) vs. California
.....	11/21/15
Opening kickoff return for TD	Ty Montgomery (99) vs. Washington
.....	10/5/13
Fumble return for TD on kickoff	Usua Amanam (11) at #15 UCLA
.....	11/24/12
Kickoff return TD and receiving TD	Christian McCaffrey (98, 49) vs. Cal
.....	11/21/15
Punt return for TD	Christian McCaffrey (63) vs. Iowa
.....	1/1/16 (Rose Bowl)
Punt return for TD and receiving TD	Christian McCaffrey (63, 75) vs. Iowa
.....	1/1/16 (Rose Bowl)
Blocked punt return for TD	Brycen Tremayne (0) [Spencer Jorgensen block] vs. UCLA
.....	10/17/19
Blocked punt for safety	Team block vs. Arizona State
.....	9/21/13
Blocked FG return for TD	Max Bergen (75) [Bergen block] vs. Colorado
.....	10/8/11
Blocked FG	Simi Fehoko at California
.....	11/27/20
Blocked punt	Spencer Jorgensen vs. UCLA
.....	10/17/19
Blocked PAT	Thomas Booker at #23 Washington
.....	12/5/20
Two blocked kicks	Simi Fehoko (FG), Thomas Booker (PAT) at California
.....	11/27/20
Two blocked punts	Team (12), Ben Gardner (24) vs. Arizona State
.....	9/21/13
Touchdown on fake FG	Bo McNally at Oregon
.....	11/8/08
Recovered an onside kick	..... at #5 Oregon
.....	10/20/01
Recovered two onside kicks	..... vs. #9 Washington
.....	10/28/00

# THE LAST TIME ... OPPONENT

## Team

300+ yards passing	355 at Hawai'i	9/1/23
400+ yards passing	520 at Washington State	11/16/19
500+ yards passing	520 at Washington State	11/16/19
<100 yards passing	93 vs. BYU	11/26/22
300+ yards rushing	358 vs. BYU	11/26/22
<0 yards rushing	-5 at Hawai'i	9/1/23
No rush 10+ yards	vs. Oregon State	9/25/15
500+ yards total offense	514 at #13 Utah	11/12/22
600+ yards total offense	636 vs. Cal	11/20/21
<200 yards total offense	181 vs. UCF	9/12/15
<150 yards total offense	115 vs. UC Davis	8/30/14
<100 yards total offense	76 at Colorado	11/3/12
Stanford forced 5+ turnovers	5 vs. California	11/22/14
Stanford forced 6+ turnovers	6 vs. San Jose State	9/14/02
Stanford forced 7+ turnovers	7 vs. BYU	9/11/04
Opponent threw 4+ interceptions	4 at California	11/22/14
No opponent turnovers	at Hawai'i	9/1/23
No opponent offensive touchdown	vs. Colgate	9/3/22
Stanford shut out at home	0-42 vs. USC	11/4/06
Stanford shut out on road	0-31 at UCLA	9/30/06

## Individual

### Rushing

100+ yards	Christopher Brooks (164) vs. BYU	11/26/22
200+ yards	Brittain Brown (219) at UCLA	12/19/20
50+ yard rush	Nakia Watson (65) vs. Washington State	11/5/22
60+ yard rush	Nakia Watson (65) vs. Washington State	11/5/22
70+ yard rush	Kazmeir Allen (72) at #12 UCLA	10/29/22
30+ rushing attempts	Ronald Jones (30) vs. USC	12/1/17 (Pac-12 Championship Game)
40+ rushing attempts	Shane Vereen (42) vs. California	11/21/09
Two 100-yard rushers	vs. Utah, 11/5/21	
	Tavion Thomas (177), Micah Bernard (110), T.J. Pledger (107)	
Rushing and receiving TD	Max Borghi (4, 2) at Washington State	11/16/19
Rushing, receiving and passing TD	Kenny Hill (6, 27, 11 & 93) vs. TCU	12/28/17 (Alamo Bowl)

### Passing

300+ yards	Brayden Schager (355) at Hawai'i	9/1/23
350+ yards	Anthony Gordon (520) at Washington State	11/16/19
400+ yards	Anthony Gordon (520) at Washington State	11/16/19
500+ yards	Anthony Gordon (520) at Washington State	11/16/19
30+ completions	Brayden Schager (30) at Hawai'i	9/1/23
40+ completions	Anthony Gordon (44) at Washington State	11/16/19
50+ attempts	Brayden Schager (53) at Hawai'i	9/1/23
60+ attempts	Anthony Gordon (60) at Washington State	11/16/19
50+ yard completion	Ben Gulbranson to Tre'Shaun Harrison (56) vs. Oregon State	10/8/22
60+ yard completion	Michael Penix Jr. to Roe Odunze (61) at #18 Washington	9/24/22
70+ yard completion	Caleb Williams to Jordan Addison (75) vs. USC	9/10/22
80+ yard completion	Chase Garbers to Trevon Clark (84) vs. Cal	11/20/21
90+ yard completion	Kenny Hill to Jalen Reagor (93) vs. TCU	12/28/17 (Alamo Bowl)
4+ passing touchdowns	Caleb Williams (4) vs. USC	9/10/22
5+ passing touchdowns	Anthony Gordon (5) at Washington State	11/16/19
4+ total touchdowns	Chase Griffin (4) at UCLA	12/19/20
5+ total touchdowns	Anthony Gordon (5) at Washington State	11/16/19

### Receiving

100+ yards	Pofele Ashlock (114) at Hawai'i	9/1/23
200+ yards	Dillon Mitchell (239) at Oregon	9/22/18

## Individual

### Defense

15+ tackles	Carson Bruener (16) vs. Washington	10/30/21
20+ tackles	Michael Clay (20) at Oregon	11/17/12
2+ interceptions	Tedric Thompson (2) vs. Colorado	10/22/16
3+ sacks	Jerry Tiller (4.0) at Notre Dame	9/29/18
4+ sacks	Jerry Tiller (4.0) at Notre Dame	9/29/18
5+ sacks	Mkristo Bruce (5.0) vs. Washington State	9/23/06
Interception return for TD	Jay Shaw (39) at UCLA	12/19/20
Fumble return for TD	J Sirmon (37) at California	11/19/22
Safety	Martin Andrus at UCLA	11/24/18

### Special Teams

Kickoff return for TD	Darnay Holmes (93) at UCLA	11/24/18
Punt return for TD	Desmon White (76) vs. TCU	12/28/17 (Alamo Bowl)
Blocked FG return for TD	Rodney Hardrick (75) [Wade Kelikipi block] vs. Oregon	11/7/13
Blocked FG	Austin Jackson (47 yards) at USC	9/7/19
Blocked punt	Prince Collie at Notre Dame	10/15/22
Blocked PAT	Lee Butler vs. Duke	9/8/12



# GAME CAPSULES

## GAME-BY-GAME CAPSULES

GAME	1ST DOWNS TOT (R-PS-PN)	RUSHING ATT-YDS ____ TD	PASSING C-ATT-INT ____ YDS ____ TD	TOTAL PLAYS-YDS (AVG)	3RD DOWN CONV. ____	TIME OF POSSESSION
Stanford	25 (6-13-6)	34-158 ____ 2	25-36-0 ____ 248 ____ 2	70-406 (5.8)	7-14	34:15
at Hawai'i	20 (2-16-2)	16-(-5) ____ 0	30-53-0 ____ 355 ____ 3	69-350 (5.1)	8-16	25:45

## CENTURY CLUB

### RECEIVING [1]

Yards \_\_\_\_\_ Receptions \_\_\_\_\_ Name, Opponent \_\_\_\_\_  
138 \_\_\_\_\_ 9 \_\_\_\_\_ Benjamin Yurosek at Hawai'i (9/1/23)

# QUARTERBACKS

## #14 Ashton Daniels

OPPONENT	COMP-ATT-INT	YDS	TD	LONG
at Hawai'i	25-36-0	248	2	32
<b>TOTALS</b>	<b>25-36-0</b>	<b>248</b>	<b>2</b>	<b>32</b>

### CAREER HIGHS

Pass attempts	36, at Hawai'i, 9/1/23
Pass completions	25, at Hawai'i, 9/1/23
Passing yards	248, at Hawai'i, 9/1/23
Passing TDs	2
Long	32, at Hawai'i, 9/1/23
Total Offense	290, at Hawai'i, 9/1/23

### CAREER TOTALS

400-yard passing games	0
300-yard passing games	0
200-yard passing games	1, at Hawai'i, 9/1/23
Multiple TD pass games	1, at Hawai'i, 9/1/23
Record as a starter	1-0

## RUSHING

OPPONENT	ATT-YDS-TD	LONG
at Hawai'i	11-42-0	9
<b>TOTALS</b>	<b>11-42-0</b>	<b>9</b>

### CAREER HIGHS

Rushing attempts	11, at Hawai'i, 9/1/23
Rushing yards	58, at California, 11/19/22
Long	43, at California, 11/19/22
Rushing TDs	2, vs. Washington State, 11/5/22
100-yard rushing games	0

# RUNNING BACKS

## #22 E.J. Smith

	RUSHING		RECEIVING	
OPPONENT	ATT-YDS-TD	LONG	REC-YDS-TD	LONG
at Hawai'i	4-14-1	7	1-(-2)-0	0
<b>TOTALS</b>	<b>4-14-1</b>	<b>7</b>	<b>1-(-2)-0</b>	<b>0</b>

### CAREER HIGHS

Rushing attempts	19, 9/10/22 vs. USC
Rushing yards	118, 9/3/22 vs. Colgate
Long	87, 9/3/22 vs. Colgate
Rushing TDs	2, 9/3/22 vs. Colgate
100-yard games	1, 9/3/22 vs. Colgate
Receptions	5, 9/3/22 vs. Colgate
Receiving yards	37, 9/3/22 vs. Colgate
Long	15, 9/3/22 vs. Colgate
Receiving TDs	1, 9/10/22 vs. USC
All-purpose yards	168, 9/3/22 vs. Colgate

## #2 Casey Filkins

	RUSHING		RECEIVING	
OPPONENT	ATT-YDS-TD	LONG	REC-YDS-TD	LONG
at Hawai'i	6-67-0	47	1-5-0	5
<b>TOTALS</b>	<b>6-67-0</b>	<b>47</b>	<b>1-5-0</b>	<b>5</b>

### CAREER HIGHS

Rushing attempts	32, 10/15/22 at Notre Dame
Rushing yards	100, 9/24/22 at #18 Washington
Long	47, 9/1/23 at Hawai'i
Rushing TDs	1, 3x (Most recent: 10/8/22 vs. Oregon State)
100-yard games	1, 9/24/22 at #18 Washington
Receptions	4, 10/15/22 at Notre Dame
Receiving yards	59, 10/1/22 at #13 Oregon
Long	42, 10/1/22 at #13 Oregon
Receiving TDs	1, 59, 10/1/22 at #13 Oregon
All-purpose yards	171, 9/10/22 vs. USC

## #15 Ryan Butler

	RUSHING		RECEIVING	
OPPONENT	ATT-YDS-TD	LONG	REC-YDS-TD	LONG
at Hawai'i	8-30-0	17	1-4-0	4
<b>TOTALS</b>	<b>8-30-0</b>	<b>17</b>	<b>1-4-0</b>	<b>4</b>

### CAREER HIGHS

Rushing attempts	20, 2x (Most recent: 11/05/22 vs. Dartmouth)*
Rushing yards	98, 10/14/22 vs. Brown*
Long	49, 10/14/22 vs. Brown*
Rushing TDs	2, 2x (Most recent: 10/14/22 vs. Brown)*
100-yard games	0
Receptions	2, 4x (Most recent: 10/14/22 vs. Brown)*
Receiving yards	27, 10/8/22 at Lafayette*
Long	15, 2x (Most recent: 10/8/22 at Lafayette)*
Receiving TDs	1, 14, 10/21/22 at Harvard*
All-purpose yards	100, 10/14/22 vs. Brown*

\*at Princeton

# RECEIVERS

## #0 Mudia Reuben, WR

OPPONENT \_\_\_\_\_ REC-YDS-TD \_\_\_\_\_ LONG \_\_\_\_\_  
at Hawai'i \_\_\_\_\_ 2-13-0 \_\_\_\_\_ 7  
**TOTALS** \_\_\_\_\_ **2-13-0** \_\_\_\_\_ **7**

### CAREER HIGHS

Receptions \_\_\_\_\_ 2, 9/3/22 vs. Colgate  
Yards \_\_\_\_\_ 20, 9/3/22 vs. Colgate  
Long \_\_\_\_\_ 18, 10/1/22 at #13 Oregon  
TDs \_\_\_\_\_ 1 (2x), 10/1/22 at #13 Oregon  
100-yard games \_\_\_\_\_ 0  
All-purpose yards \_\_\_\_\_ 20, 9/3/22 vs. Colgate

## #3 Bryce Farrell, WR

OPPONENT \_\_\_\_\_ REC-YDS-TD \_\_\_\_\_ LONG \_\_\_\_\_  
at Hawai'i \_\_\_\_\_ 1-12-0 \_\_\_\_\_ 12  
**TOTALS** \_\_\_\_\_ **1-12-0** \_\_\_\_\_ **12**

### CAREER HIGHS

Receptions \_\_\_\_\_ 3, 10/16/21 at Washington State, 11/05/21 vs. Utah  
Yards \_\_\_\_\_ 80, 9/25/21 vs. #24 UCLA  
Long \_\_\_\_\_ 52, 9/25/21 vs. #24 UCLA  
TDs \_\_\_\_\_ 1, 9/25/21 vs. #24 UCLA  
100-yard games \_\_\_\_\_ 0  
All-purpose yards \_\_\_\_\_ 95, 9/24/22 at #18 Washington

## #5 John Humphreys, WR

OPPONENT \_\_\_\_\_ REC-YDS-TD \_\_\_\_\_ LONG \_\_\_\_\_  
at Hawai'i \_\_\_\_\_ 3-29-1 \_\_\_\_\_ 13  
**TOTALS** \_\_\_\_\_ **3-29-1** \_\_\_\_\_ **13**

### CAREER HIGHS

Receptions \_\_\_\_\_ 8, 10/22/22 vs. Arizona State  
Yards \_\_\_\_\_ 90, 10/22/22 vs. Arizona State  
Long \_\_\_\_\_ 53, 9/3/22 vs. Colgate  
TDs \_\_\_\_\_ 1, 3x, (Most recent: 9/1/23 at Hawai'i)  
100-yard games \_\_\_\_\_ 0  
All-purpose yards \_\_\_\_\_ 90, 10/22/22 vs. Arizona State

## #13 Elic Ayomanor, WR

OPPONENT \_\_\_\_\_ REC-YDS-TD \_\_\_\_\_ LONG \_\_\_\_\_  
at Hawai'i \_\_\_\_\_ 3-27-0 \_\_\_\_\_ 9  
**TOTALS** \_\_\_\_\_ **3-27-0** \_\_\_\_\_ **9**

### CAREER HIGHS

Receptions \_\_\_\_\_ 3, 9/1/23 at Hawai'i  
Yards \_\_\_\_\_ 27, 9/1/23 at Hawai'i  
Long \_\_\_\_\_ 9, 9/1/23 at Hawai'i  
TDs \_\_\_\_\_ 0  
100-yard games \_\_\_\_\_ 0  
All-purpose yards \_\_\_\_\_ 27, 9/1/23 at Hawai'i

## #23 Tiger Bachmeier, WR

OPPONENT \_\_\_\_\_ REC-YDS-TD \_\_\_\_\_ LONG \_\_\_\_\_  
at Hawai'i \_\_\_\_\_ 3-11-0 \_\_\_\_\_ 6  
**TOTALS** \_\_\_\_\_ **3-11-0** \_\_\_\_\_ **6**

### CAREER HIGHS

Receptions \_\_\_\_\_ 3, at Hawai'i, 9/1/23  
Yards \_\_\_\_\_ 11, at Hawai'i, 9/1/23  
Long \_\_\_\_\_ 6, at Hawai'i, 9/1/23  
TDs \_\_\_\_\_ 0  
100-yard games \_\_\_\_\_ 0  
All-purpose yards \_\_\_\_\_ 11, at Hawai'i, 9/1/23

## #82 Jayson Raines, WR

OPPONENT \_\_\_\_\_ REC-YDS-TD \_\_\_\_\_ LONG \_\_\_\_\_  
at Hawai'i \_\_\_\_\_ 1-11-0 \_\_\_\_\_ 11  
**TOTALS** \_\_\_\_\_ **1-11-0** \_\_\_\_\_ **11**

### CAREER HIGHS

Receptions \_\_\_\_\_ 1, 9/1/23 at Hawai'i  
Yards \_\_\_\_\_ 11, 9/1/23 at Hawai'i  
Long \_\_\_\_\_ 11, 9/1/23 at Hawai'i  
TDs \_\_\_\_\_ 0  
100-yard games \_\_\_\_\_ 0  
All-purpose yards \_\_\_\_\_ 11, 9/1/23 at Hawai'i

## #84 Benjamin Yurosek, TE

OPPONENT \_\_\_\_\_ REC-YDS-TD \_\_\_\_\_ LONG \_\_\_\_\_  
at Hawai'i \_\_\_\_\_ 9-138-1 \_\_\_\_\_ 32  
**TOTALS** \_\_\_\_\_ **9-138-1** \_\_\_\_\_ **32**

### CAREER HIGHS

Receptions \_\_\_\_\_ 10, 10/22/22 vs. Arizona State  
Yards \_\_\_\_\_ 138, 9/1/23 at Hawai'i  
Long \_\_\_\_\_ 49, 11/27/21, vs. Notre Dame  
TDs \_\_\_\_\_ 1 (4x), (Most recent: 9/1/23 at Hawai'i)  
100-yard games \_\_\_\_\_ 2, (Most recent: 9/1/23 at Hawai'i)  
All-purpose yards \_\_\_\_\_ 138, 9/1/23 at Hawai'i

# SPECIALISTS

## PLACEKICKERS

### #43 Joshua Karty

OPPONENT	FG-FGA	PAT-A	POINTS	LONG
at Hawai'i	3-3	4-4	13	46
<b>TOTALS</b>	<b>3-3</b>	<b>4-4</b>	<b>13</b>	<b>46</b>

#### CAREER HIGHS

Field goal attempts \_\_\_\_\_ 5, 10/22/22 vs. Arizona State  
 Field goals made \_\_\_\_\_ 5, 10/22/22 vs. Arizona State  
 Long \_\_\_\_\_ 61, 11/19/22 at California

### KICKOFF

OPPONENT	NO.	YDS	AVG.	RTN	TB	OB	NET	YDLN
at Hawai'i	8	518	64.8	3	5	0	40.8	24
<b>TOTALS</b>	<b>8</b>	<b>518</b>	<b>64.8</b>	<b>3</b>	<b>5</b>	<b>0</b>	<b>40.8</b>	<b>24</b>

## PUNTERS

### #15 Connor Weselman

OPPONENT	NO.	YDS	AVG.	LONG	TB	FC	I20	50+
at Hawai'i	3	153	51.0	52	2	0	0	3
<b>TOTALS</b>	<b>3</b>	<b>153</b>	<b>51.0</b>	<b>52</b>	<b>2</b>	<b>0</b>	<b>0</b>	<b>3</b>

#### CAREER HIGHS

Punt attempts \_\_\_\_\_ 3, 9/1/23 at Hawai'i  
 Punt Yards \_\_\_\_\_ 153, 9/1/23 at Hawai'i  
 Long \_\_\_\_\_ 52, 9/1/23 at Hawai'i

# 2023 STATISTICS

## Team Results

Date	Opponent		Score	Overall	Conf	Time	Attend
09/01/2023	at Hawaii	W	37-24	1-0	0-0	3:44	13739

Date	Opponent	Rushing				Receiving				Passing				Kick Returns				Punt Returns				tot off		
		no.	yds	td	lg	no.	yds	td	lg	cmp	att	int	yds	td	lg	no.	yds	td	lg	no.	yds		td	lg
09/01/2023	at Hawaii	34	158	2	47	25	248	2	32	25	36	0	248	2	32	0	0	0	0	1	14	0	14	406
<b>Stanford</b>		<b>34</b>	<b>158</b>	<b>2</b>	<b>47</b>	<b>25</b>	<b>248</b>	<b>2</b>	<b>32</b>	<b>25-36-0</b>	<b>248</b>	<b>2</b>	<b>32</b>	<b>0</b>	<b>0</b>	<b>0</b>	<b>0</b>	<b>0</b>	<b>1</b>	<b>14</b>	<b>0</b>	<b>14</b>	<b>406</b>	
<b>Opponents</b>		<b>16</b>	<b>-5</b>	<b>0</b>	<b>21</b>	<b>30</b>	<b>355</b>	<b>3</b>	<b>38</b>	<b>30-53-0</b>	<b>355</b>	<b>3</b>	<b>38</b>	<b>3</b>	<b>67</b>	<b>0</b>	<b>28</b>	<b>1</b>	<b>14</b>	<b>0</b>	<b>14</b>	<b>350</b>		

## Stanford Averages

Games	Avg/ rush	Avg/ catch	Pass effc	KR avg	PR avg	All purpose avg/game	Total offense avg/game
1	4.6	9.9	145.6	0.0	14.0	420.0	406.0

Date	Opponent	Tackles				Sacks	Fumble	Pass Defense			blkd	PAT attempts			off			
		ua	a	total	tfl-yds	no-yds	ff	fr-yds	int-yds	qbh	brup	kick	kick	rush	rcv	saf	t/o	pts
09/01/2023	at Hawaii	37	4	41	8.0-49	6-41	0	0-0	0-0	1	3	0	4-4	0	0	0	0	37
<b>Stanford</b>		<b>37</b>	<b>4</b>	<b>41</b>	<b>8.0-49</b>	<b>6-41</b>	<b>0</b>	<b>0-0</b>	<b>0-0</b>	<b>1</b>	<b>3</b>	<b>0</b>	<b>4-4</b>	<b>0</b>	<b>0</b>	<b>0</b>	<b>0</b>	<b>37</b>
<b>Opponents</b>		<b>45</b>	<b>12</b>	<b>57</b>	<b>4.0-7</b>	<b>0-0</b>	<b>0</b>	<b>0-0</b>	<b>0-0</b>	<b>0</b>	<b>6</b>	<b>0</b>	<b>1-1</b>	<b>1</b>	<b>0</b>	<b>0</b>	<b>0</b>	<b>24</b>

Date	Opponent	Punting									Field Goals			Kickoffs				
		no.	yds	avg	long	blkd	tb	fc	50+	i20	md-att	long	blkd	no.	yds	avg	tb	ob
09/01/2023	at Hawaii	3	153	51.0	52	0	2	0	3	0	3-3	46	0	8	518	64.8	5	0
<b>Stanford</b>		<b>3</b>	<b>153</b>	<b>51.0</b>	<b>52</b>	<b>0</b>	<b>2</b>	<b>0</b>	<b>3</b>	<b>0</b>	<b>3-3</b>	<b>46</b>	<b>0</b>	<b>8</b>	<b>518</b>	<b>64.8</b>	<b>5</b>	<b>0</b>
<b>Opponents</b>		<b>5</b>	<b>213</b>	<b>42.6</b>	<b>50</b>	<b>0</b>	<b>0</b>	<b>2</b>	<b>1</b>	<b>0</b>	<b>1-1</b>	<b>32</b>	<b>0</b>	<b>4</b>	<b>206</b>	<b>51.5</b>	<b>2</b>	<b>1</b>

# 2022 STATISTICS

Date	Opponent	Rushing				Receiving				Passing				Kick Returns				Punt Returns				tot off		
		no.	yds	td	lg	no.	yds	td	lg	cmp	att	int	yds	td	lg	no.	yds	td	lg	no.	yds		td	lg
09/01/2023	at Hawaii	16	-5	0	21	30	355	3	38	30	53	0	355	3	38	3	67	0	28	1	14	0	14	350
<b>Opponents</b>		<b>16</b>	<b>-5</b>	<b>0</b>	<b>21</b>	<b>30</b>	<b>355</b>	<b>3</b>	<b>38</b>	<b>30-53-0</b>	<b>355</b>	<b>3</b>	<b>38</b>	<b>3</b>	<b>67</b>	<b>0</b>	<b>28</b>	<b>1</b>	<b>14</b>	<b>0</b>	<b>14</b>	<b>350</b>		
<b>Stanford</b>		<b>34</b>	<b>158</b>	<b>2</b>	<b>47</b>	<b>25</b>	<b>248</b>	<b>2</b>	<b>32</b>	<b>25-36-0</b>	<b>248</b>	<b>2</b>	<b>32</b>	<b>0</b>	<b>0</b>	<b>0</b>	<b>0</b>	<b>1</b>	<b>14</b>	<b>0</b>	<b>14</b>	<b>406</b>		

## Opponents Averages

Games	Avg/ rush	Avg/ catch	Pass effic	KR avg	PR avg	All purpose avg/game	Total offense avg/game
1	-0.3	11.8	131.5	22.3	14.0	431.0	350.0

Date	Opponent	Tackles				Sacks	Fumble		Pass Defense			blkd	PAT attempts			off		
		ua	a	total	tfl-yds	no-yds	ff	fr-yds	int-yds	qbh	brup	kick	kick	rush	rcv	saf	t/o	pts
09/01/2023	at Hawaii	45	12	57	4.0-7	0-0	0	0-0	0-0	0	6	0	1-1	1	0	0	0	24
<b>Opponents</b>		<b>45</b>	<b>12</b>	<b>57</b>	<b>4.0-7</b>	<b>0-0</b>	<b>0</b>	<b>0-0</b>	<b>0-0</b>	<b>0</b>	<b>6</b>	<b>0</b>	<b>1-1</b>	<b>1</b>	<b>0</b>	<b>0</b>	<b>0</b>	<b>24</b>
<b>Stanford</b>		<b>37</b>	<b>4</b>	<b>41</b>	<b>8.0-49</b>	<b>6-41</b>	<b>0</b>	<b>0-0</b>	<b>0-0</b>	<b>1</b>	<b>3</b>	<b>0</b>	<b>4-4</b>	<b>0</b>	<b>0</b>	<b>0</b>	<b>0</b>	<b>37</b>

Date	Opponent	Punting									Field Goals			Kickoffs				
		no.	yds	avg	long	blkd	tb	fc	50+	i20	md-att	long	blkd	no.	yds	avg	tb	ob
09/01/2023	at Hawaii	5	213	42.6	50	0	0	2	1	0	1-1	32	0	4	206	51.5	2	1
<b>Opponents</b>		<b>5</b>	<b>213</b>	<b>42.6</b>	<b>50</b>	<b>0</b>	<b>0</b>	<b>2</b>	<b>1</b>	<b>0</b>	<b>1-1</b>	<b>32</b>	<b>0</b>	<b>4</b>	<b>206</b>	<b>51.5</b>	<b>2</b>	<b>1</b>
<b>Stanford</b>		<b>3</b>	<b>153</b>	<b>51.0</b>	<b>52</b>	<b>0</b>	<b>2</b>	<b>0</b>	<b>3</b>	<b>0</b>	<b>3-3</b>	<b>46</b>	<b>0</b>	<b>8</b>	<b>518</b>	<b>64.8</b>	<b>5</b>	<b>0</b>

# 2023 STATISTICS

## Team Statistics

	<b>STAN</b>	<b>OPP</b>
<b>Scoring</b>	<b>37</b>	<b>24</b>
Points per game	37.0	24.0
Points Off Turnovers	0	0
<b>First Downs</b>	<b>25</b>	<b>20</b>
Rushing	6	2
Passing	13	16
Penalty	6	2
<b>Rushing Yardage</b>	<b>158</b>	<b>-5</b>
Yards gained rushing	167	44
Yards lost rushing	9	49
Rushing attempts	34	16
Average per rush	4.6	-0.3
Average per game	158.0	-5.0
TDs Rushing	2	0
<b>Passing Yardage</b>	<b>248</b>	<b>355</b>
Comp-Att-Int	25-36-0	30-53-0
Average per pass	6.9	6.7
Average per catch	9.9	11.8
Average per game	248.0	355.0
TDs Passing	2	3
<b>Total offense</b>	<b>406</b>	<b>350</b>
Total plays	70	69
Average per play	5.8	5.1
Average per game	406.0	350.0
<b>Kick returns: #-Yards</b>	<b>0-0</b>	<b>3-67</b>
<b>Punt returns: #-Yards</b>	<b>1-14</b>	<b>1-14</b>
<b>Int returns: #-Yards</b>	<b>0-0</b>	<b>0-0</b>
<b>Kick return average</b>	<b>0.0</b>	<b>22.3</b>
<b>Punt return average</b>	<b>14.0</b>	<b>14.0</b>
<b>Int return average</b>	<b>0.0</b>	<b>0.0</b>
<b>Fumbles-Lost</b>	<b>0-0</b>	<b>0-0</b>
<b>Penalties-Yards</b>	<b>9-81</b>	<b>11-114</b>
Average per game	81.0	114.0
<b>Punts-Yards</b>	<b>3-153</b>	<b>5-213</b>
Average per punt	51.0	42.6
Net punt average	33.0	39.8
<b>Kickoffs-Yards</b>	<b>8-518</b>	<b>4-206</b>
Average per kick	64.8	51.5
Net kick average	40.8	30.0
<b>Time of possession / game</b>	<b>34:15</b>	<b>25:45</b>
<b>3rd-down conversion</b>	<b>7/13</b>	<b>8/16</b>
3rd-down pct	54%	50%
<b>4rd-down conversion</b>	<b>0/0</b>	<b>1/3</b>



# 2022 STATISTICS

	<b>STAN</b>	<b>OPP</b>
4rd-down pct	0%	33%
<b>Sacks by-Yards</b>	<b>6-41</b>	<b>0-0</b>
<b>Misc Yards</b>	<b>0</b>	<b>0</b>
<b>Touchdowns scored</b>	<b>4</b>	<b>3</b>
<b>Field goals - attempts</b>	<b>3-3</b>	<b>1-1</b>
<b>On-Side kicks</b>	<b>0-0</b>	<b>0-1</b>
<b>Red-zone scores</b>	<b>(5-5) 100%</b>	<b>(3-4) 75%</b>
<b>Red-zone touchdowns</b>	<b>(3-5) 60%</b>	<b>(2-4) 50%</b>
<b>PAT-attempts</b>	<b>(4-4) 100%</b>	<b>(1-1) 100%</b>
<b>2-point conversion-attempts</b>	<b>(0-0) 0%</b>	<b>(1-2) 50%</b>
<b>Attendance</b>	<b>0</b>	<b>13739</b>
Games / Avg per game	0/0	1/13739
Neutral site games	-	0/0

## Score by Periods

<b>Team</b>	<b>1st</b>	<b>2nd</b>	<b>3rd</b>	<b>4th</b>	<b>OT</b>	<b>TOT</b>
Stanford	7	14	6	10	0	37
Opponents	0	10	0	14	0	24

# 2023 STATISTICS

## Team Defense

##	Player	gp	Tackles				Sacks	Pass defense			Fumbles		blkd	
			ua	a	tot	tfl/yds	no-yds	int-yds	brup	qbh	fr-yds	ff	kick	saf
33	Alaka'i Gilman	1	7	.	7	.	.	.	.	.	.	.	.	
23	David Bailey	1	6	.	6	4-25	3-20	.	.	1	.	.	.	
21	Scotty Edwards	1	5	1	6	1-12	1-12	.	.	.	.	.	.	
8	Tristan Sinclair	1	4	1	5	1-3	.	.	.	.	.	.	.	
20	Jaden Slocum	1	4	.	4	.	.	.	.	.	.	.	.	
0	Gaethan Bernadel	1	2	.	2	.	.	.	.	.	.	.	.	
94	Anthony Franklin	1	2	.	2	1-7	1-7	.	.	.	.	.	.	
35	Matt Rose	1	2	.	2	.	.	.	.	.	.	.	.	
18	Jimmy Wyrick	1	1	.	1	.	.	.	1	.	.	.	.	
10	Spencer Jorgensen	1	1	.	1	.	.	.	.	.	.	.	.	
4	Zahran Manley	1	1	.	1	.	.	.	.	.	.	.	.	
92	Lance Keneley	1	.	1	1	.	.	.	.	.	.	.	.	
32	Mitch Leigber	1	.	1	1	.	.	.	.	.	.	.	.	
9	Aaron Armitage	1	1	.	1	1-2	1-2	.	.	.	.	.	.	
51	Jaxson Moi	1	1	.	1	.	.	.	.	.	.	.	.	
6	Collin Wright	1	.	.	.	.	.	.	1	.	.	.	.	
98	Zach Buckey	1	.	.	.	.	.	.	1	.	.	.	.	
<b>Totals</b>		<b>1</b>	<b>37</b>	<b>4</b>	<b>41</b>	<b>8-49</b>	<b>6-41</b>	<b>0-0</b>	<b>3</b>	<b>1</b>	<b>0-0</b>	<b>0</b>	<b>0</b>	
Opponents		1	45	12	57	4-7	0-0	0-0	6	0	0-0	0	0	

# 2022 STATISTICS

## Stanford - Game Highs

<b>RUSHES</b>	34	at Hawaii (09/01/2023)
<b>YARDS RUSHING</b>	158	at Hawaii (09/01/2023)
<b>YARDS PER RUSH</b>	4.6	at Hawaii (09/01/2023)
<b>TD RUSHES</b>	2	at Hawaii (09/01/2023)
<b>PASS ATTEMPTS</b>	36	at Hawaii (09/01/2023)
<b>PASS COMPLETIONS</b>	25	at Hawaii (09/01/2023)
<b>YARDS PASSING</b>	248	at Hawaii (09/01/2023)
<b>YARDS PER PASS</b>	6.9	at Hawaii (09/01/2023)
<b>TD PASSES</b>	2	at Hawaii (09/01/2023)
<b>TOTAL PLAYS</b>	70	at Hawaii (09/01/2023)
<b>TOTAL OFFENSE</b>	406	at Hawaii (09/01/2023)
<b>YARDS PER PLAY</b>	5.8	at Hawaii (09/01/2023)
<b>POINTS</b>	37	at Hawaii (09/01/2023)
<b>SACKS BY</b>	6	at Hawaii (09/01/2023)
<b>FIRST DOWNS</b>	25	at Hawaii (09/01/2023)
<b>PENALTIES</b>	9	at Hawaii (09/01/2023)
<b>PENALTY YARDS</b>	81	at Hawaii (09/01/2023)
<b>TURNOVERS</b>	0	at Hawaii (09/01/2023)
<b>PUNTS</b>	3	at Hawaii (09/01/2023)
<b>PUNTING AVG</b>	51.0	at Hawaii (09/01/2023)
<b>LONG PUNT</b>	52	at Hawaii (09/01/2023)
<b>PUNTS INSIDE 20</b>	0	at Hawaii (09/01/2023)
<b>LONG PUNT RETURN</b>	14	at Hawaii (09/01/2023)

## Stanford - Individual Game Highs

<b>RUSHES</b>	11	Ashton Daniels at Hawaii (09/01/2023)
<b>YARDS RUSHING</b>	67	Casey Filkins at Hawaii (09/01/2023)
<b>TD RUSHES</b>	1	Bryce Farrell at Hawaii (09/01/2023)
	1	E.J. Smith at Hawaii (09/01/2023)
<b>LONG RUSH</b>	47	Casey Filkins at Hawaii (09/01/2023)
<b>PASS ATTEMPTS</b>	36	Ashton Daniels at Hawaii (09/01/2023)
<b>PASS COMPLETIONS</b>	25	Ashton Daniels at Hawaii (09/01/2023)
<b>YARDS PASSING</b>	248	Ashton Daniels at Hawaii (09/01/2023)
<b>TD PASSES</b>	2	Ashton Daniels at Hawaii (09/01/2023)
<b>LONG PASS</b>	32	Ashton Daniels at Hawaii (09/01/2023)
<b>RECEPTIONS</b>	9	Benjamin Yurosek at Hawaii (09/01/2023)
<b>YARDS RECEIVING</b>	138	Benjamin Yurosek at Hawaii (09/01/2023)
<b>TD RECEPTIONS</b>	1	Benjamin Yurosek at Hawaii (09/01/2023)
	1	John Humphreys at Hawaii (09/01/2023)
<b>LONG RECEPTION</b>	32	Benjamin Yurosek at Hawaii (09/01/2023)
<b>PUNTS</b>	3	Connor Weselman at Hawaii (09/01/2023)
<b>PUNTING AVG</b>	51.0	Connor Weselman at Hawaii (09/01/2023)
<b>LONG PUNT</b>	52	Connor Weselman at Hawaii (09/01/2023)
<b>PUNTS INSIDE 20</b>	none	
<b>LONG PUNT RETURN</b>	14	Casey Filkins at Hawaii (09/01/2023)
<b>LONG KICKOFF RETURN</b>	none	
<b>TACKLES</b>	7	Alaka'i Gilman at Hawaii (09/01/2023)
<b>SACKS</b>	3	David Bailey at Hawaii (09/01/2023)
<b>TACKLES FOR LOSS</b>	4	David Bailey at Hawaii (09/01/2023)

# 2023 STATISTICS

##	Player	GP-GS	Hawaii
0	Gaethan Bernadel	1/1	START
0	Mudia Reuben	1/1	START
2	Casey Filkins	1/1	START
3	Bryce Farrell	1/0	XXX
4	Zahran Manley	1/1	START
5	John Humphreys	1/1	START
6	Collin Wright	1/1	START
8	Tristan Sinclair	1/1	START
8	Justin Lamson	1/0	XXX
9	Aaron Armitage	1/0	XXX
9	Myles Jackson	0/0	...
10	Spencer Jorgensen	1/0	XXX
10	Beau Nelson	0/0	...
11	Ari Patu	0/0	...
11	Tevarua Tafiti	1/0	XXX
13	Emmet Kenney	0/0	...
13	Elic Ayomanor	1/0	XXX
14	Wilfredo Aybar	1/0	XXX
14	Ashton Daniels	1/1	START
15	Connor Weselman	1/0	XXX
15	Ryan Butler	1/0	XXX
17	Charlie Mirer	0/0	...
17	Jshawn Frausto-Ramos	1/0	XXX
18	Jimmy Wyrick	1/1	START
19	Silas Starr	1/0	XXX
20	Jaden Slocum	1/0	XXX
21	Scotty Edwards	1/1	START
22	E.J. Smith	1/0	XXX
22	Che Ojarikre	0/0	...
23	David Bailey	1/1	START
23	Jacob Lowe	0/0	...
24	Tiger Bachmeier	1/0	XXX
25	Ismael Cisse	0/0	...
26	Sedrick Irvin	1/0	XXX
27	Omari Porter	1/0	XXX
28	Joshua Thompson	0/0	...
29	Terian Williams	0/0	...
30	Ese Dubre	0/0	...
31	Aaron Morris	0/0	...
32	Mitch Leigber	1/0	XXX
33	Alaka'i Gilman	1/1	START
33	Kenaj Washington	0/0	...
34	Caleb Hampton	0/0	...
35	Matt Rose	1/0	XXX
36	Tre Williams	0/0	...
37	Aidan Flintoft	0/0	...
37	Myles Libman	0/0	...
38	Brendon Barrow	0/0	...
38	Kale Lucas	0/0	...
39	Brayden Hagle	0/0	...
39	Tyler Kuo	0/0	...
40	Tobin Phillips	0/0	...
41	Anson Pulsipher	0/0	...
42	Bailey Parsons	1/0	XXX
43	Joshua Karty	1/0	XXX
44	Ernest Cooper	1/0	XXX
45	Omar Staples	0/0	...
46	Chico Holt	0/0	...
46	Caymus Rooney	0/0	...
47	Caleb Ellis	0/0	...

##	Player	GP-GS	Hawaii
47	Alejandro Chavez	0/0	...
48	Benjamin Hudson	1/0	XXX
49	Evan Jackson	0/0	...
49	Adam Rourke	0/0	...
50	R.J. Gaskins	0/0	...
51	Jaxson Moi	1/0	XXX
52	Lucas Heyer	0/0	...
53	Carson Berger	0/0	...
54	Kiersten Lee	0/0	...
55	Matthew Merritt	0/0	...
55	Simione Pale	0/0	...
56	Miles McGee	0/0	...
57	Spencer Lytle	1/0	XXX
57	Levi Rogers	0/0	...
58	Alec Bank	0/0	...
61	Trevor Mayberry	1/1	START
65	Allen Thomason	0/0	...
67	Fisher Anderson	1/0	XXX
69	Jake Maikkula	0/0	...
71	Connor McLaughlin	0/0	...
72	Austin Uke	0/0	...
73	Charlie Symonds	0/0	...
74	James Pogorelc	0/0	...
75	Braden Marceau-Olayinka	0/0	...
76	Jack Leyrer	0/0	...
77	Logan Berzins	1/0	XXX
78	Luke Baklenko	0/0	...
80	David Kasemervis	0/0	...
81	Ahmari Borden	0/0	...
82	Jayson Raines	1/0	XXX
83	Jackson Harris	0/0	...
84	Benjamin Yurosek	1/1	START
85	Shield Taylor	1/0	XXX
86	Sam Roush	1/1	START
87	Jason Thompson	1/0	XXX
88	C.J. Hawkins	0/0	...
89	Lukas Ungar	0/0	...
90	Gavin Geweniger	0/0	...
91	Pat Caughey	0/0	...
92	Lance Keneley	1/1	START
93	Peyton Warford	1/0	XXX
94	Anthony Franklin	1/1	START
95	Aristotle Taylor	0/0	...
97	Zach Rowell	0/0	...
98	Zach Buckley	1/0	XXX
99	Zephron Lester	0/0	...

# 2022 STATISTICS

## Total Tackles

Player	S-A	Total	Hawaii
Alaka'i Gilman	7-0	7	7-0
David Bailey	6-0	6	6-0
Scotty Edwards	5-1	6	5-1
Tristan Sinclair	4-1	5	4-1
Jaden Slocum	4-0	4	4-0
Gaethan Bernadel	2-0	2	2-0
Matt Rose	2-0	2	2-0
Anthony Franklin	2-0	2	2-0
Zahran Manley	1-0	1	1-0
Aaron Armitage	1-0	1	1-0
Spencer Jorgensen	1-0	1	1-0
Jimmy Wyrick	1-0	1	1-0
Jaxson Moi	1-0	1	1-0
Mitch Leigber	0-1	1	0-1
Lance Keneley	0-1	1	0-1

## Rushing

Player	No-Yds/TD	Hawaii
Ashton Daniels	11-42/0	11-42/0
Ryan Butler	8-30/0	8-30/0
Casey Filkins	6-67/0	6-67/0
E.J. Smith	4-14/1	4-14/1
Bryce Farrell	2-10/1	2-10/1
Sedrick Irvin	1--1/0	1--1/0

## Receiving

Player	No-Yds/TD	Hawaii
Benjamin Yurosek	9-138/1	9-138/1
John Humphreys	3-29/1	3-29/1
Elic Ayomanor	3-27/0	3-27/0
Tiger Bachmeier	3-11/0	3-11/0
Mudia Reuben	2-13/0	2-13/0
Bryce Farrell	1-12/0	1-12/0
Jayson Raines	1-11/0	1-11/0
Casey Filkins	1-5/0	1-5/0
Ryan Butler	1-4/0	1-4/0
E.J. Smith	1--2/0	1--2/0

## Punt Returns

Player	No-Yds	Hawaii
Casey Filkins	1-14	1-14

## Kick Returns

Player	No-Yds	Hawaii
--------	--------	--------

## Interceptions Returns

Player	No-Yds	Hawaii
--------	--------	--------

## Fumble Returns

Player	No-Yds	Hawaii
--------	--------	--------

Player	UA-A	Total	Hawaii
David Bailey	3-0	3	3-20
Aaron Armitage	1-0	1	1-2
Scotty Edwards	1-0	1	1-12
Anthony Franklin	1-0	1	1-7

Player	UA-A	Total	Hawaii
David Bailey	4-0	4.0	4.0-25
Tristan Sinclair	1-0	1.0	1.0-3
Aaron Armitage	1-0	1.0	1.0-2
Scotty Edwards	1-0	1.0	1.0-12
Anthony Franklin	1-0	1.0	1.0-7

Player	Total	Hawaii
Benjamin Yurosek	138	138
Casey Filkins	86	86
Ashton Daniels	42	42
Ryan Butler	34	34
John Humphreys	29	29
Elic Ayomanor	27	27
Bryce Farrell	22	22
Mudia Reuben	13	13
E.J. Smith	12	12
Tiger Bachmeier	11	11
Jayson Raines	11	11
Sedrick Irvin	-1	-1

# 2023 STATISTICS

## Stanford Inside Opponent Red-Zone

Date	Opponent	Score	Times In RZ	Times Scored	Total Pts	TDs	Rush TDs	Pass TDs	FGs Made	Failed to score inside RZ					
										FGA	Down	Int	Fumb	Half	Game
09/01/2023	at Hawaii	W 37-24	5	5	27	3	2	1	2	2	0	0	0	0	0
<b>Totals 5 of 5 (100.0%)</b>			<b>5</b>	<b>5</b>	<b>27</b>	<b>3</b>	<b>2</b>	<b>1</b>	<b>2</b>	<b>2</b>	<b>0</b>	<b>0</b>	<b>0</b>	<b>0</b>	<b>0</b>

## Opponents Inside Stanford Red-Zone

Date	Opponent	Score	Times In RZ	Times Scored	Total Pts	TDs	Rush TDs	Pass TDs	FGs Made	Failed to score inside RZ					
										FGA	Down	Int	Fumb	Half	Game
09/01/2023	Hawaii	W 37-24	4	3	18	2	0	2	1	1	1	0	0	0	0
<b>Totals 3 of 4 (75.0%)</b>			<b>4</b>	<b>3</b>	<b>18</b>	<b>2</b>	<b>0</b>	<b>2</b>	<b>1</b>	<b>1</b>	<b>1</b>	<b>0</b>	<b>0</b>	<b>0</b>	<b>0</b>

## 3rd-Down Conversions

Date	Opponent	Score	Overall		1st Qtr		2nd Qtr		3rd Qtr		4th Qtr		Overtime	
09/01/2023	at Hawaii	W 37-24	7-13	53.8	2-4	50.0	3-4	75.0	2-4	50.0	0-1	0.0	0-0	0.0
<b>Stanford</b>			<b>7-13</b>	<b>53.8</b>	<b>2-4</b>	<b>50.0</b>	<b>3-4</b>	<b>75.0</b>	<b>2-4</b>	<b>50.0</b>	<b>0-1</b>	<b>0.0</b>	<b>0-0</b>	<b>0.0</b>
<b>Opponents</b>			<b>8-16</b>	<b>50.0</b>	<b>1-4</b>	<b>25.0</b>	<b>3-5</b>	<b>60.0</b>	<b>0-1</b>	<b>0.0</b>	<b>4-6</b>	<b>66.7</b>	<b>0-0</b>	<b>0.0</b>

## 4th-Down Conversions

Date	Opponent	Score	Overall		1st Qtr		2nd Qtr		3rd Qtr		4th Qtr		Overtime	
09/01/2023	at Hawaii	W 37-24	0-0	0.0	0-0	0.0	0-0	0.0	0-0	0.0	0-0	0.0	0-0	0.0
<b>Stanford</b>			<b>0-0</b>	<b>0.0</b>	<b>0-0</b>	<b>0.0</b>	<b>0-0</b>	<b>0.0</b>	<b>0-0</b>	<b>0.0</b>	<b>0-0</b>	<b>0.0</b>	<b>0-0</b>	<b>0.0</b>
<b>Opponents</b>			<b>1-3</b>	<b>33.3</b>	<b>0-0</b>	<b>0.0</b>	<b>0-0</b>	<b>0.0</b>	<b>0-1</b>	<b>0.0</b>	<b>1-2</b>	<b>50.0</b>	<b>0-0</b>	<b>0.0</b>

## Time of Possession

Date	Opponent	Score	Overall		1st Qtr		2nd Qtr		3rd Qtr		4th Qtr		Overtime	
09/01/2023	at Hawaii	W 37-24	34:15	06:35	08:59	10:21	08:20	00:00						
<b>Stanford</b>			<b>Total</b>	<b>34:15</b>	<b>06:35</b>	<b>08:59</b>	<b>10:21</b>	<b>08:20</b>	<b>00:00</b>					
			<b>Avg.</b>	<b>34:15</b>	<b>06:35</b>	<b>08:59</b>	<b>10:21</b>	<b>08:20</b>	<b>00:00</b>					
<b>Opponents</b>			<b>Total</b>	<b>25:45</b>	<b>03:26</b>	<b>11:00</b>	<b>03:04</b>	<b>08:15</b>	<b>00:00</b>					
			<b>Avg.</b>	<b>25:45</b>	<b>03:26</b>	<b>11:00</b>	<b>03:04</b>	<b>08:15</b>	<b>00:00</b>					

Opponent	Score	First Downs				Rushing Number-Yards	Passing			Total Offense Plays-Yards	Return Yards	Turn-Overs
		Total	Rush	Pass	Pen		Comp-Att.-Int	Yards				
Hawaii	37-24	25 / 20	6 / 2	13 / 16	6 / 2	34-158 / 16--5	25-36-0 / 30-53-0	248 / 355	70-406 / 69-350	14 / 81	0 / 0	
<b>Totals</b>	<b>37-24</b>	<b>25 / 20</b>	<b>6 / 2</b>	<b>13 / 16</b>	<b>6 / 2</b>	<b>34-158 / 16--5</b>	<b>25-36-0 / 30-53-0</b>	<b>248 / 355</b>	<b>70-406 / 69-350</b>	<b>14 / 81</b>	<b>0 / 0</b>	

Opponents	3rd Down Conversion	4th Down Conversion	Time of Possession	TOP Margin	Avg Yds/Rush	Avg Yds/Pass	Avg Yds/Play	Punting Number-Avg	Penalties Number-Yards	Sacks
<b>Totals</b>	<b>7-13 / 8-16</b>	<b>0-0 / 1-3</b>	<b>34:15 / 25:45</b>	<b>08:30</b>	<b>4.6 / -0.3</b>	<b>6.9 / 6.7</b>	<b>5.8 / 5.1</b>	<b>3-51.0 / 5-42.6</b>	<b>9-81.0 / 11-114.0</b>	<b>6 / 0</b>

Note: Game totals are displayed in the format TEAM/OPPONENT for each category