

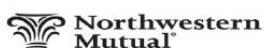


Teams

March 24, 2012 3:48 pm

| Place | Name | Points | ME | MF | MS | WE | WF | WS |
|-------|-------------------------------|--------|----|----|----|----|----|----|
| 1 | Ohio State University | 149 | 23 | 18 | 20 | 33 | 30 | 25 |
| 2 | Princeton University | 135 | 19 | 15 | 13 | 34 | 27 | 27 |
| 3 | Notre Dame | 130 | 12 | 21 | 15 | 28 | 31 | 23 |
| 4 | Pennsylvania State University | 122 | 11 | 12 | 18 | 31 | 18 | 32 |
| 4 | St. John's University | 122 | 13 | 13 | 15 | 23 | 32 | 26 |
| 6 | Harvard University | 106 | 14 | 17 | 13 | 19 | 19 | 24 |
| 7 | Pennsylvania, University of | 93 | 14 | 14 | 13 | 12 | 28 | 12 |
| 8 | Columbia/Barnard | 81 | 11 | | 17 | 25 | 6 | 22 |
| 9 | Duke University | 57 | 13 | | 7 | 18 | | 19 |
| 10 | Northwestern University | 52 | | | | 27 | 24 | 1 |
| 11 | Stanford University | 45 | 17 | 9 | 7 | 3 | 6 | 3 |
| 12 | Temple University | 40 | | | | 10 | 15 | 15 |
| 13 | Yale University | 38 | 4 | 10 | 9 | | 15 | |
| 14 | Brown University | 34 | 4 | 3 | 6 | 7 | 7 | 7 |
| 15 | Cornell University | 18 | | | | | 18 | |
| 15 | U.S. Air Force Academy | 18 | 4 | 14 | | | | |
| 17 | Sacred Heart University | 17 | | 3 | 8 | 6 | | |
| 18 | UNC, Chapel Hill | 11 | | 3 | | | | 8 |
| 19 | Boston College | 10 | | | 6 | | | 4 |
| 20 | Wayne State University | 9 | 3 | 5 | 1 | | | |
| 21 | New York University | 7 | | 7 | | | | |
| 22 | Vassar College | 6 | 6 | | | | | |
| 23 | M.I.T. | 5 | | | | | | 5 |
| 24 | Brandeis University | 4 | | 4 | | | | |
| 25 | U.C. San Diego | 1 | | | | | 0 | 1 |

Official NCAA® Corporate Partners





Men's Saber

Standings After Round 4

| Place | Name | School | V | Pct. | TS | TR | Ind |
|-------|--------------------|------------------|----|-------|----|----|-----|
| 1 | Max Stearns | Ohio State | 13 | 0.929 | 68 | 34 | +34 |
| 2 | Aleksander Ochocki | Penn State | 10 | 0.714 | 64 | 36 | +28 |
| 3 | William Spear | Columbia/Barnard | 10 | 0.714 | 63 | 48 | +15 |
| 4 | Nathaniel Benzimra | Yale | 9 | 0.643 | 58 | 44 | +14 |
| 5 | Valentin Staller | Harvard | 8 | 0.571 | 58 | 49 | +9 |
| 6 | Kevin Hassett | Notre Dame | 8 | 0.571 | 54 | 47 | +7 |
| 7 | Marty Williams | Sacred Heart | 8 | 0.571 | 55 | 52 | +3 |
| 8 | Adrian Bak | Penn State | 8 | 0.571 | 52 | 49 | +3 |
| 9 | Philip Dershwitz | Princeton | 8 | 0.571 | 54 | 54 | +0 |
| 10 | Sean Buckley | St. John's | 8 | 0.571 | 51 | 52 | -1 |
| 11 | Michael Josephs | Columbia/Barnard | 7 | 0.500 | 55 | 46 | +9 |
| 12 | Michael Mills | Pennsylvania | 7 | 0.500 | 55 | 48 | +7 |
| 13 | Jason Choy | Notre Dame | 7 | 0.500 | 57 | 56 | +1 |
| 14 | Anthony Lin | Duke | 7 | 0.500 | 53 | 53 | +0 |
| 15 | Alejandro Rojas | St. John's | 7 | 0.500 | 51 | 52 | -1 |
| 16 | Rhys Douglas | Ohio State | 7 | 0.500 | 48 | 51 | -3 |
| 17 | Evan Prochniak | Pennsylvania | 6 | 0.429 | 52 | 49 | +3 |
| 18 | Peter Souders | Boston College | 6 | 0.429 | 45 | 55 | -10 |
| 19 | Stryker Weller | Brown | 6 | 0.429 | 43 | 58 | -15 |
| 20 | Eric Arzoian | Harvard | 5 | 0.357 | 45 | 54 | -9 |
| 21 | Robert Stone | Princeton | 5 | 0.357 | 51 | 61 | -10 |
| 22 | Cameron Lindsay | Stanford | 5 | 0.357 | 45 | 62 | -17 |
| 23 | Jeremy Klepner | Stanford | 2 | 0.143 | 31 | 68 | -37 |
| 24 | Nikita Silantyev | Wayne State | 1 | 0.071 | 36 | 66 | -30 |

Official NCAA® Corporate Partners



2012 NCAA Championships

Men's Saber

Table and Standings After Round 4

| Name | School | # | 1 | 2 | 3 | 4 | 5 | 6 | 7 | 8 | 9 | 10 | 11 | 12 | 13 | 14 | 15 | 16 | 17 | 18 | 19 | 20 | 21 | 22 | 23 | 24 | V | TS | TR | Ind | PI | |
|--------------------|------------------|----|----|----|----|----|----|----|----|----|----|----|----|----|----|----|----|----|----|----|----|----|----|----|----|----|----|----|----|-----|-----|----|
| Philip Dershwitz | Princeton | 1 | | V5 | 1 | V5 | V5 | V5 | | | | 2 | V5 | 3 | 4 | 3 | V5 | V5 | 1 | V5 | | | | | | | 8 | 54 | 54 | +0 | 9 | |
| Robert Stone | Princeton | 2 | 2 | | V5 | 4 | 4 | 4 | | | | 4 | V5 | V5 | 2 | 1 | 4 | V5 | V5 | 1 | | | | | | | 5 | 51 | 61 | -10 | 21 | |
| Anthony Lin | Duke | 3 | V5 | 4 | | V5 | V5 | V5 | | | | V5 | 3 | 2 | 3 | 0 | V5 | 4 | 2 | V5 | | | | | | | 7 | 53 | 53 | +0 | 14 | |
| Cameron Lindsay | Stanford | 4 | 3 | V5 | 2 | | V5 | 3 | V5 | 3 | 4 | | | | V5 | 2 | 0 | | | | | | | V5 | 2 | 1 | 5 | 45 | 62 | -17 | 22 | |
| Jeremy Klepner | Stanford | 5 | 4 | V5 | 3 | 2 | | 2 | 3 | 2 | 1 | | | | 1 | 2 | V5 | | | | | | | 0 | 1 | 0 | 2 | 31 | 68 | -37 | 23 | |
| Nathaniel Benzimra | Yale | 6 | 4 | V5 | 2 | V5 | V5 | | 2 | V5 | V5 | | | | V5 | V5 | V5 | | | | | | | 1 | V5 | 4 | 9 | 58 | 44 | +14 | 4 | |
| Alejandro Rojas | St. John's | 7 | | | | 4 | V5 | V5 | | V5 | V5 | 2 | 0 | 2 | | | | | | | | V5 | V5 | 3 | 2 | 3 | 7 | 51 | 52 | -1 | 15 | |
| Sean Buckley | St. John's | 8 | | | | V5 | V5 | 0 | 2 | | V5 | V5 | V5 | V5 | | | | | | | | 2 | V5 | 2 | 4 | V5 | 1 | 8 | 51 | 52 | -1 | 10 |
| Peter Souders | Boston College | 9 | | | | V5 | V5 | 2 | 4 | 2 | | 0 | V5 | V5 | | | | | | | | 1 | 1 | 2 | V5 | 3 | V5 | 6 | 45 | 55 | -10 | 18 |
| Valentin Staller | Harvard | 10 | V5 | V5 | 3 | | | | V5 | 3 | V5 | | 2 | 3 | V5 | V5 | 4 | | | | | V5 | 3 | V5 | | | 8 | 58 | 49 | +9 | 5 | |
| Eric Arzoian | Harvard | 11 | 3 | 4 | V5 | | | | V5 | 3 | 3 | V5 | | V5 | 4 | V5 | 0 | | | | | 1 | 0 | 2 | | | 5 | 45 | 54 | -9 | 20 | |
| Stryker Weller | Brown | 12 | V5 | 3 | V5 | | | | V5 | 3 | 0 | V5 | 0 | | 3 | 1 | 3 | | | | | V5 | V5 | 0 | | | 6 | 43 | 58 | -15 | 19 | |
| William Spear | Columbia/Barnard | 13 | V5 | V5 | V5 | 3 | V5 | 3 | | | | 3 | V5 | V5 | | V5 | V5 | 4 | V5 | V5 | | | | | | | 10 | 63 | 48 | +15 | 3 | |
| Michael Josephs | Columbia/Barnard | 14 | V5 | V5 | V5 | V5 | V5 | 2 | | | | 3 | 4 | V5 | 3 | | 3 | 2 | 3 | V5 | | | | | | | 7 | 55 | 46 | +9 | 11 | |
| Marty Williams | Sacred Heart | 15 | 1 | V5 | 4 | V5 | 4 | 1 | | | | V5 | V5 | V5 | 1 | V5 | | 4 | V5 | V5 | | | | | | | 8 | 55 | 52 | +3 | 7 | |
| Jason Choy | Notre Dame | 16 | 4 | 4 | V5 | | | | | | | | | | V5 | V5 | V5 | | 4 | V5 | V5 | 0 | 4 | 3 | 3 | V5 | 7 | 57 | 56 | +1 | 13 | |
| Kevin Hassett | Notre Dame | 17 | V5 | 1 | V5 | | | | | | | | | | 4 | V5 | 4 | V5 | | V5 | 4 | V5 | 1 | 0 | V5 | V5 | 8 | 54 | 47 | +7 | 6 | |
| Nikita Silantyev | Wayne State | 18 | 3 | V5 | 3 | | | | | | | | | | 3 | 2 | 4 | 1 | 3 | | 2 | 1 | 1 | 2 | 4 | 2 | 1 | 36 | 66 | -30 | 24 | |
| Michael Mills | Pennsylvania | 19 | | | | | | | 1 | V5 | V5 | 2 | V5 | 4 | | | | 4 | V5 | V5 | | V5 | 3 | 2 | V5 | 4 | 7 | 55 | 48 | +7 | 12 | |
| Evan Prochniak | Pennsylvania | 20 | | | | | | | 4 | 3 | V5 | V5 | V5 | 4 | | | | V5 | 0 | V5 | 1 | | 3 | V5 | 3 | 4 | 6 | 52 | 49 | +3 | 17 | |
| Max Stearns | Ohio State | 21 | | | | | | | V5 | V5 | V5 | 3 | V5 | V5 | | | | V5 | V5 | V5 | V5 | V5 | | V5 | V5 | V5 | 13 | 68 | 34 | +34 | 1 | |
| Aleksander Ochocki | Penn State | 22 | | | | 4 | V5 | V5 | V5 | V5 | 4 | | | | | | | V5 | V5 | V5 | V5 | 4 | 2 | | V5 | V5 | 10 | 64 | 36 | +28 | 2 | |
| Adrian Bak | Penn State | 23 | | | | V5 | V5 | 2 | V5 | 3 | V5 | | | | | | | V5 | 1 | V5 | 2 | V5 | 4 | 0 | | V5 | 8 | 52 | 49 | +3 | 8 | |
| Rhys Douglas | Ohio State | 24 | | | | V5 | V5 | V5 | 1 | V5 | 3 | | | | | | | 2 | 3 | V5 | V5 | V5 | 2 | 2 | 0 | | 7 | 48 | 51 | -3 | 16 | |




Men's Foil

Standings After Round 4

| Place | Name | School | V | Pct. | TS | TR | Ind |
|-------|------------------------|----------------|----|-------|----|----|-----|
| 1 | Enzo Castellani | Notre Dame | 12 | 0.857 | 64 | 35 | +29 |
| 2 | Alexander Mills | Princeton | 12 | 0.857 | 63 | 46 | +17 |
| 3 | Zain Shaito | Ohio State | 11 | 0.786 | 62 | 43 | +19 |
| 4 | Shiv Kachru | Yale | 10 | 0.714 | 61 | 38 | +23 |
| 5 | Vidur Kapur | Pennsylvania | 10 | 0.714 | 58 | 43 | +15 |
| 6 | Lucas Lin | Harvard | 10 | 0.714 | 57 | 43 | +14 |
| 7 | Turner Caldwell | Stanford | 9 | 0.643 | 61 | 42 | +19 |
| 8 | Reggie Bentley | Notre Dame | 9 | 0.643 | 59 | 46 | +13 |
| 9 | Alex Chiang | Air Force | 8 | 0.571 | 55 | 47 | +8 |
| 10 | Brian Kaneshige | Harvard | 7 | 0.500 | 51 | 47 | +4 |
| 11 | Daniel Gomez Tanamachi | Penn State | 7 | 0.500 | 52 | 51 | +1 |
| 12 | Chris Colley | Ohio State | 7 | 0.500 | 52 | 52 | +0 |
| 13 | Eli Schenkel | St. John's | 7 | 0.500 | 55 | 57 | -2 |
| 14 | Philip Jamesson | N.Y.U. | 7 | 0.500 | 50 | 53 | -3 |
| 15 | Max Blitzler | St. John's | 6 | 0.429 | 54 | 51 | +3 |
| 16 | Phillip Choy | Air Force | 6 | 0.429 | 41 | 56 | -15 |
| 17 | David Gomez Tanamachi | Penn State | 5 | 0.357 | 47 | 56 | -9 |
| 18 | Quentin Schneider | Wayne State | 5 | 0.357 | 48 | 62 | -14 |
| 19 | Julian Cardillo | Brandeis | 4 | 0.286 | 44 | 55 | -11 |
| 20 | Zane Grodman | Pennsylvania | 4 | 0.286 | 44 | 59 | -15 |
| 21 | Barrett Weiss | Brown | 3 | 0.214 | 45 | 64 | -19 |
| 22 | Marcus Howard | Princeton | 3 | 0.214 | 40 | 61 | -21 |
| 23 | Kevin Nadeau | North Carolina | 3 | 0.214 | 37 | 64 | -27 |
| 24 | Stuart Holmes | Sacred Heart | 3 | 0.214 | 33 | 62 | -29 |

Official NCAA® Corporate Partners



2012 NCAA Championships

Men's Foil

Table and Standings After Round 4

| Name | School | # | 1 | 2 | 3 | 4 | 5 | 6 | 7 | 8 | 9 | 10 | 11 | 12 | 13 | 14 | 15 | 16 | 17 | 18 | 19 | 20 | 21 | 22 | 23 | 24 | V | TS | TR | Ind | PI |
|------------------------|----------------|----|----|----|----|----|----|----|----|----|----|----|----|----|----|----|----|----|----|----|----|----|----|----|----|----|----|----|----|-----|----|
| Eli Schenkel | St. John's | 1 | █ | V5 | V5 | 2 | 3 | V5 | | | | V5 | 4 | 3 | V5 | 2 | 3 | V5 | 3 | V5 | | | | | | | 7 | 55 | 57 | -2 | 13 |
| Max Blitzer | St. John's | 2 | 4 | █ | 3 | 3 | 2 | V5 | | | | 2 | V5 | V5 | 2 | V5 | 4 | 4 | V5 | V5 | | | | | | | 6 | 54 | 51 | +3 | 15 |
| Philip Jamesson | N.Y.U. | 3 | 3 | V5 | █ | V5 | 1 | V5 | | | | 2 | V5 | V5 | 0 | 4 | V5 | V5 | 2 | 3 | | | | | | | 7 | 50 | 53 | -3 | 14 |
| Reggie Bentley | Notre Dame | 4 | V5 | V5 | 4 | █ | V5 | 2 | V5 | 1 | V5 | | | | 4 | V5 | V5 | | | | | | | 4 | V5 | V4 | 9 | 59 | 46 | +13 | 8 |
| Enzo Castellani | Notre Dame | 5 | V5 | V5 | V5 | 3 | █ | V5 | V5 | V5 | V5 | | | | 1 | V5 | V5 | | | | | | | V5 | V5 | V5 | 12 | 64 | 35 | +29 | 1 |
| Julian Cardillo | Brandeis | 6 | 4 | 0 | 2 | V5 | 4 | █ | 1 | 4 | V5 | | | | 2 | 2 | 4 | | | | | | | 1 | V5 | V5 | 4 | 44 | 55 | -11 | 19 |
| Brian Kaneshige | Harvard | 7 | | | | 1 | 2 | V5 | █ | 3 | V5 | 3 | V5 | V5 | | | | | | | 1 | 4 | V5 | 2 | V5 | V5 | 7 | 51 | 47 | +4 | 10 |
| Lucas Lin | Harvard | 8 | | | | V5 | 0 | V5 | V5 | █ | V5 | V5 | 0 | V5 | | | | | | | V5 | V5 | 4 | 3 | V5 | V5 | 10 | 57 | 43 | +14 | 6 |
| Barrett Weiss | Brown | 9 | | | | 3 | 3 | 2 | 1 | 1 | █ | 4 | V5 | 3 | | | | | | | 2 | V5 | 3 | 4 | V5 | 4 | 3 | 45 | 64 | -19 | 21 |
| Vidur Kapur | Pennsylvania | 10 | 3 | V5 | V5 | | | | V5 | 2 | V5 | █ | V5 | V5 | V5 | 2 | V5 | | | | V5 | V5 | 1 | | | | 10 | 58 | 43 | +15 | 5 |
| Zane Grodman | Pennsylvania | 11 | V5 | 2 | 3 | | | | 1 | V5 | 4 | 3 | █ | V5 | 2 | 3 | 2 | | | | V5 | 3 | 1 | | | | 4 | 44 | 59 | -15 | 20 |
| Kevin Nadeau | North Carolina | 12 | V5 | 2 | 2 | | | | 1 | 2 | V5 | 1 | 2 | █ | 3 | 3 | V5 | | | | 4 | 1 | 1 | | | | 3 | 37 | 64 | -27 | 23 |
| Zain Shaito | Ohio State | 13 | 4 | V5 | V5 | V5 | V5 | V5 | | | | 0 | V5 | V5 | █ | V5 | V5 | V5 | 3 | V5 | | | | | | | 11 | 62 | 43 | +19 | 3 |
| Chris Colley | Ohio State | 14 | V5 | 2 | V5 | 3 | 2 | V5 | | | | V5 | V5 | V5 | 4 | █ | 4 | V5 | 0 | 2 | | | | | | | 7 | 52 | 52 | +0 | 12 |
| Quentin Schneider | Wayne State | 15 | V5 | V5 | 3 | 0 | 0 | V5 | | | | 4 | V5 | 3 | 4 | V5 | █ | 2 | 4 | 3 | | | | | | | 5 | 48 | 62 | -14 | 18 |
| Phillip Choy | Air Force | 16 | 1 | V5 | 1 | | | | | | | | | | 2 | 1 | V5 | █ | V5 | 2 | V5 | 0 | 3 | 2 | V4 | V5 | 6 | 41 | 56 | -15 | 16 |
| Alex Chiang | Air Force | 17 | V5 | 1 | V5 | | | | | | | | | | V5 | V5 | V5 | 2 | █ | 3 | 3 | V5 | V5 | 4 | 2 | V5 | 8 | 55 | 47 | +8 | 9 |
| Turner Caldwell | Stanford | 18 | 3 | 4 | V5 | | | | | | | | | | 4 | V5 | V5 | V5 | V5 | █ | V5 | V5 | 2 | 3 | V5 | V5 | 9 | 61 | 42 | +19 | 7 |
| David Gomez Tanamachi | Penn State | 19 | | | | | | | V5 | 4 | V5 | 1 | 3 | V5 | | | | 2 | V5 | 2 | █ | 4 | 1 | 4 | 1 | V5 | 5 | 47 | 56 | -9 | 17 |
| Daniel Gomez Tanamachi | Penn State | 20 | | | | | | | V5 | 1 | 2 | 3 | V5 | V5 | | | | V5 | 2 | 1 | V5 | █ | V5 | 4 | 4 | V5 | 7 | 52 | 51 | +1 | 11 |
| Shiv Kachru | Yale | 21 | | | | | | | 3 | V5 | V5 | V5 | V5 | V5 | | | | V5 | 3 | V5 | V5 | 3 | █ | 2 | V5 | V5 | 10 | 61 | 38 | +23 | 4 |
| Alexander Mills | Princeton | 22 | | | | V5 | 2 | V5 | V5 | V5 | V5 | | | | | | | V5 | V5 | V5 | V5 | V5 | V5 | █ | V5 | 1 | 12 | 63 | 46 | +17 | 2 |
| Marcus Howard | Princeton | 23 | | | | 3 | 4 | 0 | 3 | 2 | 3 | | | | | | | 3 | V5 | 0 | V5 | V5 | 1 | 3 | █ | 3 | 3 | 40 | 61 | -21 | 22 |
| Stuart Holmes | Sacred Heart | 24 | | | | 3 | 2 | 1 | 2 | 3 | V5 | | | | | | | 3 | 0 | 1 | 1 | 1 | 1 | V5 | V5 | █ | 3 | 33 | 62 | -29 | 24 |




Men's Epée

Standings After Round 4

| Place | Name | School | V | Pct. | TS | TR | Ind |
|-------|---------------------|------------------|----|-------|----|----|-----|
| 1 | Marco Canevari | Ohio State | 13 | 0.929 | 68 | 38 | +30 |
| 2 | Alen Hadzic | Columbia/Barnard | 11 | 0.786 | 66 | 39 | +27 |
| 3 | Peregrine Badger | Harvard | 10 | 0.714 | 65 | 42 | +23 |
| 4 | Kristian Boyadzhiev | Ohio State | 10 | 0.714 | 61 | 44 | +17 |
| 5 | Jonathan Yergler | Princeton | 10 | 0.714 | 59 | 45 | +14 |
| 6 | James Kaul | Notre Dame | 10 | 0.714 | 58 | 44 | +14 |
| 7 | Kian Ameli | Stanford | 10 | 0.714 | 61 | 50 | +11 |
| 8 | Edward Kelley | Princeton | 9 | 0.643 | 54 | 38 | +16 |
| 9 | Rene Gannon-O'Gara | Pennsylvania | 8 | 0.571 | 56 | 55 | +1 |
| 10 | Tristan Jones | Duke | 8 | 0.571 | 53 | 53 | +0 |
| 11 | Oliver Valdes | Penn State | 7 | 0.500 | 55 | 54 | +1 |
| 12 | Nicholas Vomero | St. John's | 7 | 0.500 | 51 | 54 | -3 |
| 13 | Cole Connely | Stanford | 7 | 0.500 | 46 | 57 | -11 |
| 14 | Clifford Fishler | Pennsylvania | 6 | 0.429 | 50 | 50 | +0 |
| 15 | Marat Israelian | St. John's | 6 | 0.429 | 54 | 58 | -4 |
| 16 | Nick Johnson | Vassar College | 6 | 0.429 | 49 | 56 | -7 |
| 17 | Dylan Nollner | Duke | 5 | 0.357 | 46 | 57 | -11 |
| 18 | James Hawrot | Harvard | 4 | 0.286 | 54 | 59 | -5 |
| 19 | Kelly McGuire | Brown | 4 | 0.286 | 45 | 60 | -15 |
| 20 | Peter Cohen | Yale | 4 | 0.286 | 44 | 60 | -16 |
| 21 | Chase Houser | Air Force | 4 | 0.286 | 43 | 60 | -17 |
| 22 | Anthony Green | Penn State | 4 | 0.286 | 44 | 63 | -19 |
| 23 | Michael Ramlow | Wayne State | 3 | 0.214 | 44 | 66 | -22 |
| 24 | Michael Rossi | Notre Dame | 2 | 0.143 | 41 | 65 | -24 |

Official NCAA® Corporate Partners



2012 NCAA Championships

Men's Epée

Table and Standings After Round 4

| Name | School | # | 1 | 2 | 3 | 4 | 5 | 6 | 7 | 8 | 9 | 10 | 11 | 12 | 13 | 14 | 15 | 16 | 17 | 18 | 19 | 20 | 21 | 22 | 23 | 24 | V | TS | TR | Ind | PI | |
|---------------------|------------------|----|----|----|----|----|----|----|----|----|----|----|----|----|----|----|----|----|----|----|----|----|----|----|----|----|----|----|----|-----|-----|----|
| Nicholas Vomero | St. John's | 1 | ■ | 3 | 2 | V5 | 3 | V5 | | | | 4 | V4 | 1 | V5 | V5 | 2 | V5 | V5 | 2 | | | | | | | | 7 | 51 | 54 | -3 | 12 |
| Marat Israelian | St. John's | 2 | V5 | ■ | V5 | 2 | 4 | 3 | | | | 3 | 2 | 3 | V5 | V5 | 3 | 4 | V5 | V5 | | | | | | | | 6 | 54 | 58 | -4 | 15 |
| Peter Cohen | Yale | 3 | V5 | 3 | ■ | V5 | 3 | 3 | | | | 3 | 2 | 2 | 2 | 3 | V5 | 2 | V5 | 1 | | | | | | | | 4 | 44 | 60 | -16 | 20 |
| Jonathan Yergler | Princeton | 4 | 2 | V5 | 3 | ■ | V3 | V5 | V5 | 4 | V5 | | | | V5 | 2 | V5 | | | | | | | V5 | V5 | V5 | 10 | 59 | 45 | +14 | 5 | |
| Edward Kelley | Princeton | 5 | V4 | V5 | V5 | 2 | ■ | V5 | V5 | 2 | V5 | | | | V1 | 2 | V5 | | | | | | | 4 | V5 | 4 | 9 | 54 | 38 | +16 | 8 | |
| Nick Johnson | Vassar College | 6 | 1 | V5 | V5 | 1 | 2 | ■ | V5 | 3 | V5 | | | | 3 | 4 | 3 | | | | | | | V5 | V5 | 2 | 6 | 49 | 56 | -7 | 16 | |
| Michael Rossi | Notre Dame | 7 | | | | 3 | 1 | 2 | ■ | V5 | V5 | 2 | 3 | 3 | | | | | | | 1 | 3 | 3 | 4 | 4 | 2 | 2 | 41 | 65 | -24 | 24 | |
| James Kaull | Notre Dame | 8 | | | | V5 | V3 | V5 | 3 | ■ | V5 | V5 | V4 | 3 | | | | | | | V5 | V5 | 3 | V5 | 2 | V5 | 10 | 58 | 44 | +14 | 6 | |
| Michael Ramlow | Wayne State | 9 | | | | 4 | 2 | 4 | 2 | 3 | ■ | 3 | 2 | 0 | | | | | | | 4 | V5 | 3 | 2 | V5 | V5 | 3 | 44 | 66 | -22 | 23 | |
| Marco Canevari | Ohio State | 10 | V5 | V5 | V5 | | | | V5 | 3 | V5 | ■ | V5 | V5 | V5 | V5 | V5 | | | | | V5 | V5 | V5 | | | 13 | 68 | 38 | +30 | 1 | |
| Kristian Boyadzhiev | Ohio State | 11 | 3 | V3 | V5 | | | | V5 | 3 | V5 | 3 | ■ | V5 | 4 | V5 | V5 | | | | | V5 | V5 | V5 | | | 10 | 61 | 44 | +17 | 4 | |
| Alen Hadzic | Columbia/Barnard | 12 | V5 | V5 | V5 | | | | V5 | V5 | V5 | 3 | 4 | ■ | V5 | 4 | V5 | | | | | V5 | V5 | V5 | | | 11 | 66 | 39 | +27 | 2 | |
| Clifford Fishler | Pennsylvania | 13 | 4 | 2 | V5 | 2 | 0 | V5 | | | | 4 | V5 | 2 | ■ | 4 | V5 | 3 | V4 | V5 | | | | | | | 6 | 50 | 50 | +0 | 14 | |
| Rene Gannon-O'Gara | Pennsylvania | 14 | 3 | 4 | V5 | V5 | V3 | V5 | | | | 2 | 3 | V5 | V5 | ■ | 3 | V5 | 3 | V5 | | | | | | | 8 | 56 | 55 | +1 | 9 | |
| Chase Houser | Air Force | 15 | V5 | V5 | 1 | 4 | 3 | V5 | | | | 1 | 3 | 0 | 1 | V5 | ■ | 3 | 3 | 4 | | | | | | | 4 | 43 | 60 | -17 | 21 | |
| Peregrine Badger | Harvard | 16 | 4 | V5 | V5 | | | | | | | | | | V5 | 4 | V5 | ■ | V5 | V5 | 3 | V5 | 4 | V5 | V5 | V5 | 10 | 65 | 42 | +23 | 3 | |
| James Hawrot | Harvard | 17 | 3 | 4 | 4 | | | | | | | | | | 3 | V5 | V4 | 2 | ■ | V5 | V5 | 3 | 4 | 4 | 4 | 4 | 4 | 4 | 54 | 59 | -5 | 18 |
| Kelly McGuire | Brown | 18 | V5 | 4 | V5 | | | | | | | | | | 1 | 2 | V5 | 2 | 2 | ■ | V5 | 4 | 2 | 3 | 2 | 3 | 4 | 45 | 60 | -15 | 19 | |
| Oliver Valdes | Penn State | 19 | | | | | | | V5 | 4 | V5 | 2 | 2 | 3 | | | | V5 | 2 | 4 | ■ | V5 | 3 | V5 | V5 | V5 | 7 | 55 | 54 | +1 | 11 | |
| Anthony Green | Penn State | 20 | | | | | | | V5 | 0 | 4 | 0 | 2 | 4 | | | | 4 | V5 | V5 | 3 | ■ | 3 | V4 | 1 | 4 | 4 | 44 | 63 | -19 | 22 | |
| Kian Ameli | Stanford | 21 | | | | | | | V5 | V5 | V5 | 3 | 3 | 3 | | | | V5 | V5 | V5 | V4 | V5 | ■ | 3 | V5 | V5 | 10 | 61 | 50 | +11 | 7 | |
| Tristan Jones | Duke | 22 | | | | 3 | V5 | 1 | V5 | 2 | V5 | | | | | | | 1 | V5 | V4 | 4 | 3 | V5 | ■ | V5 | V5 | 8 | 53 | 53 | +0 | 10 | |
| Dylan Nollner | Duke | 23 | | | | 2 | 1 | 3 | V5 | V5 | 4 | | | | | | | 0 | V5 | V5 | 1 | V5 | 4 | 3 | ■ | 3 | 5 | 46 | 57 | -11 | 17 | |
| Cole Connely | Stanford | 24 | | | | 2 | V5 | V5 | V5 | 0 | 3 | | | | | | | 1 | V5 | V5 | 4 | V5 | 1 | 1 | V4 | ■ | 7 | 46 | 57 | -11 | 13 | |