

STANFORD

FOOTBALL

Stanford Cardinal 7-4 overall • 5-3 Pac-12

Date	Opponent	Time • Result
Aug. 31	San Diego State	31-10, W
Sept. 8	#17/12 USC*	17-3, W
Sept. 15	UC Davis	30-10, W
Sept. 22	at #20/19 Oregon*	38-31 (OT), W
Sept. 29	at #8/8 Notre Dame	17-38, L
Oct. 6	Utah*	21-40, L
Oct. 18	at Arizona State*	20-13, W
Oct. 27	#14/15 Washington State*	38-41, L
Nov. 3	at RV/#19 Washington*	23-27, L
Nov. 10	Oregon State*	48-17, W
Nov. 24	at UCLA*	49-42, W
Dec. 1	at Cal*	Noon

* Pac-12 game • All times PT



Stanford Cardinal (7-4, 5-3)
at
Cal Golden Bears (7-4, 4-4)

GoStanford.com
Twitter • @StanfordFBall
Instagram • @StanfordFBall
Snapchat • StanfordFBall
Facebook • StanfordFootball
In-game notes • @GoStanfordNotes

Date • Saturday, Dec. 1 • Noon
Location • Memorial Stadium (63,000) • Berkeley, Calif.
Pac-12 Networks • Roxy Bernstein, Yogi Roth, Jill Savage
KNBR 1050 AM • Scott Reiss '93, Todd Husak '00, Troy Clardy
KZSU 90.1 FM • Drake Hougo, Roberto Arguello, Marco Merola

Associate Director • Eric Dolan
edolan@stanford.edu • 585-260-8322 • @ejdolan

Assistant Athletics Director, Communications • Brian Risso
brisso@stanford.edu • 650-200-9513 • @brian_risso

Assistant Director • Mark Soltau
mesoltau@stanford.edu • 310-993-8159 • @msoltau72

- 1 • Stanford is 7-0 this season when forcing at least one turnover, and 0-4 when not forcing a turnover.
- 3 • Stanford football players have conducted interviews in three foreign languages this season—JJ Arcega-Whiteside (Spanish), Jesse Burkett (Japanese) and Osiris St. Brown (German). All other Stanford football interviews this year have been done in English.
- 3 • Junior Kaden Smith is one of three finalists for the John Mackey Award, joining T.J. Hockenson (Iowa), Albert Okwuegbunam (Missouri). The winner will be announced on Dec. 5.
- 3 • The Cardinal vie for a sweep of its in-state rivals UCLA, USC and Cal for the third time in four years. The Cardinal most recently swept all three in 2015 and 2016. Under Bradford M. Freeman Director of Football David Shaw (2011-current), Stanford is 28-5 vs. in-state opponents, including 22-4 against USC, UCLA and Cal. This season, Stanford is 4-0 against Californian opposition.
- 4 • Stanford's four losses this season have come against the AP's current No. 3, No. 10, No. 12 and No. 17th-ranked teams in the nation (Notre Dame, Washington, Washington State, Utah). Those four teams have a combined record of 40-8 (.833) this season.
- 4 • Sophomore tight end Colby Parkinson tied a school single-game record with four touchdown receptions against Oregon State on Nov. 10. The only other Cardinal to pull off that feat was Ty Montgomery against Cal in 2013 and Ken Margerum against the Beavers in 1980. Parkinson is the first FBS tight end with four touchdown catches in a game since 2011 (Northwestern's Drake Dunsmore), and just the fifth to do so since 1996. Parkinson also finished with a career-high six receptions and 166 receiving yards—the most receiving yards by a Cardinal tight end since Coby Fleener's 173-yard game in the 2011 Orange Bowl.
- 8 • Stanford has won a series-record eight consecutive Big Games.
- 10 • Stanford has clinched its 10th straight bowl game appearance, extending the program record. The previous best streak was three—when the Cardinal went to three straight Rose Bowls from 1933-35. The 10 straight winning seasons is the longest streak since an 11-year run from 1968-78.
- 10 • Stanford clinched its 10th straight winning season in conference play, extending the school record. The previous best streak was seven straight years under Pop Warner in the Pacific Coast Conference from 1924-1930.
- 11 • Stanford has won a series-record 11 consecutive games over the Bruins, dating back to 2009 and including the 2012 Pac-12 Championship Game. It is the all-time longest winning streak by any opponent against the Bruins.
- 14 • Senior wide receiver JJ Arcega-Whiteside tied a school record and ranks third nationally (first among Pac-12 players) -- with 14 receiving touchdowns. That ties Pro Football Hall of Famer James Lofton's school record set in 1977. He is four away from matching Mario Bailey's Pac-12 record set in 1991.
- 16 • In addition to his 55 receptions and 860 receiving yards this season, Arcega-Whiteside has drawn 16 penalties this year—13 pass interference and three holding calls for 210 penalty yards (1.6 penalties/game and 21.0 penalty yards/game).
- 17 • Sophomore cornerback Paulson Adebore ranks second nationally with 17 pass breakups and fifth in the NCAA with 19 passes defended.
- 20 • Junior quarterback K.J. Costello ranks among the Top 20 nationally in completion percentage (16th), completions per game (14th), passing efficiency (13th), passing touchdowns (9th), passing yards (14th), passing yards per game (12th) and yards per attempt (14th). He leads the Pac-12 in efficiency (159.1) and is second in the conference in yards (3,198), touchdowns (28) and yards per attempt (8.71).
- 21 • Stanford's seniors finished their careers 20-5 (.800) at Stanford Stadium. In the last four years, the Cardinal has won 37 games, three Big Games, two Pac-12 North titles, a conference championship, and has played in the Rose Bowl, Sun Bowl and Alamo Bowl.
- 121 • The 121st Big Game was rescheduled due to poor air quality caused by the devastating wildfires in Butte County (Dec. 1 is Stanford's latest calendar kickoff for a regular season game since the 2007 Big Game was played on the same date). Cal is Stanford's most common opponent (next is USC with 98 all-time meetings), while Stanford's 63 wins over the Bears are also its most against any opponent.
- 3,201 • K.J. Costello's 3,201 yards of total offense ranks fifth in school history. He needs 198 yards to move into third which would place him behind only Andrew Luck, who set the school record with 3,791 in 2010 and had 3,667 in 2011. In addition, Costello's 3,198 passing yards this season are fifth-most in school history and is just 429 yards away from the school record set by Steve Stenstrom in 1993.



Series: Stanford leads, 63-46-11 (.525)
At Stanford: Stanford leads, 31-21-1 (.585)
At Berkeley: Stanford leads, 27-21-6 (.566)
At San Francisco: Stanford leads, 5-4-4 (.538)
First meeting: 1892 in San Francisco - Stanford 14, Cal 10
Last meeting: 2017 at Stanford - Stanford 17, Cal 14
Last Stanford win: 2017 at Stanford - Stanford 17, Cal 14
Last Cal win: 2009 at Stanford - Stanford 28, Cal 34
Longest Stanford win streak: 8 (2010-present)
Longest Cal win streak: 5 (1919-23, 2002-06)
Largest Stanford victory: 63-13 (2013 at Stanford)
Largest Cal victory: 38-0 (1920 at Cal)
Series streak: Stanford - W8

It Happened Against Cal

- 1892** - Before an overflow crowd of 20,000 at the Haight Street Grounds in San Francisco on March 10, Stanford defeated Cal, 14-10, in the inaugural Big Game. Stanford's manager was Herbert Hoover, who later became the 31st President of the United States.
- 1932** - Steve Anderson boomed a 75-yard punt, tied for the second-longest punt in school history.
- 1956** - Lou Valli ran for 209 yards on 23 carries in a 20-18 loss in Berkeley. The rushing total still ranks as the fourth-best single-game mark in school history.
- 1959** - Dick Norman completed 34 of 39 passes for 401 yards and one touchdown in a 20-17 loss at Stanford Stadium.
- 1974** - Mike Langford booted a 50-yard field goal as time expired to lift Stanford to a 22-20 win over Cal in Berkeley. The two teams combined for 29 points in a wild fourth quarter.
- 1977** - Darrin Nelson rushed for 94 yards to become the sixth freshman in NCAA history to reach the 1,000-yard rushing mark in a single season.
- 1982** - In one of the wildest endings in college football history, Cal defeated Stanford, 25-20, after using five "laterals" to return a kickoff 57 yards for a game-winning touchdown. Stanford had taken a 20-19 lead on a 35-yard field goal by Mark Harmon with 0:04 left.
- 1984** - Paced by Brad Muster's 204 yards, Stanford rushed for 322 yards and defeated Cal, 27-10, in Berkeley.
- 1988** - Tuan Van Le blocked a potential game-winning 20-yard field goal by Robbie Keen with 0:04 left, as Cal and Stanford played to a 19-19 tie.
- 1989** - With a 3:30 p.m. start, the Big Game finished under the lights for the first time, as Stanford defeated Cal, 24-14, at Stanford Stadium.
- 1990** - Jon Hopkins kicked a game-winning, 39-yard field goal with no time left on the clock to give Stanford a 27-25 win in Berkeley. Jason Palumbis connected with Ed McCaffrey on a 19-yard touchdown with 0:12 left to cut Cal's lead to 25-24. Stanford recovered the onside kick on the Cal 37-yard line with 0:09 left in the game. A roughing the passer penalty moved the ball down to the 15-yard line, setting up Hopkins' game-winning field goal. Glyn Milburn finished the game with 196 yards on the ground, which ranked as the ninth-best rushing performance in school history.
- 1991** - Tommy Vardell rushed for 182 yards on a (then) school-record 39 carries to lead Stanford to a 38-21 win over Cal before a crowd of 85,500 at Stanford Stadium.
- 1992** - Stanford defeated Cal, 41-21, to gain a share of the Pac-10 championship.
- 2000** - In the first overtime game between the two schools, Randy Fasani connected with Casey Moore on a 25-yard touchdown pass to lift Stanford to a 36-30 victory in Berkeley.
- 2010** - Stanford scored on each of its first eight possessions en route to a 48-14 victory in Berkeley.
- 2011** - Andrew Luck threw for 257 yards and two touchdowns as Stanford beat California, 31-28, in a rain-soaked Big Game with a rare late start under the lights at Stanford Stadium.
- 2012** - Cal entered the game averaging 5.0 yards/rush but was held to three yards on 28 carries (3.9 inches/rush) as Stanford cruised to a 21-3 win in Berkeley. Stepfan Taylor ran for a career-high 189 yards and one touchdown in what was only the second Big Game ever not played in November or December. The only other Big Game not played in November nor December was the rivalry's inaugural in March of 1892.
- 2013** - Ty Montgomery exploded for five touchdowns, one on the ground and four through the air, as Stanford routed Cal, 63-13. The 63-point output by the Cardinal was the most ever scored in a Big Game and led Stanford to its largest win over Cal in the 116-game history of the series. With the win, Stanford clinched a return to the Pac-12 championship game.
- 2015** - Christian McCaffrey ran around and through the Cal defense on a 49-yard touchdown catch and also scored on a 98-yard kickoff return to help Stanford clinch a spot in the Pac-12 Championship Game by winning the Big Game, 35-22. McCaffrey ran for 192 yards and gained 389 all-purpose yards in a highlight-reel performance that gave the Cardinal its sixth straight win over the Golden Bears. Remound Wright ran for two short touchdowns and Bryce Love added a 48-yard scoring run for Stanford, which clinched the Pac-12 North with the win. The game was especially meaningful to graduate transfer defensive lineman Brennan Scarlett, who spent his first four years at Cal before finishing his career with the Cardinal.
- 2016** - Christian McCaffrey's 90-yard touchdown run highlighted a record-setting 284-yard rushing performance that led Stanford to its seventh straight win in the rivalry game, 45-31. McCaffrey broke his own single-game rushing record at Stanford of 243 yards and the Big Game record of 226 yards set by Cal's Joe Iqber in 2002 to help the Cardinal keep the coveted Axe with yet another win over their rival. Stanford matched the longest win streak in the rivalry.
- 2017** - Bryce Love rushed for 101 yards on the ground, scored once, and the Cardinal was able to hold off the Golden Bears, 17-14. In a key moment in the fourth quarter, Ben Edwards intercepted a Ross Bowers pass that would eventually set up a clock-chewing drive to put the game away.



TEAM

- 2 • Sophomore tight end Colby Parkinson is second in the nation among tight ends with seven touchdown receptions.
- 3 • Three Cardinal -- Irwin (100), Arcega-Whiteside (103) and Kaden Smith (120) -- had 100 or more yards receiving against Utah (Oct. 6), a first for Stanford since Oct. 10, 1998 (vs. Oregon State).
- 6 • Stanford has started six different offensive line combinations this season. Four starters have missed at least one game this season, three have missed multiple games and one has missed the entire season (a combined 24 games missed).
- 6.9 • Senior Bryce Love currently holds the Stanford career record with 6.9 yards per carry. Christian McCaffrey is second at 6.21.
- 7 • Trenton Irwin and JJ Arcega-Whiteside have each had 7+ catches in the same game four times this season. That included three consecutive games (Utah, at Arizona State and Washington), and at UCLA on Nov. 24. The last time a Cardinal had 7+ receptions in three straight games was DeRonnie Pitts in 2000.
- 39 • Senior wide receiver Trenton Irwin has at least one reception in 39 consecutive games, a streak that ranks seventh nationally. Irwin ranks 10th in the Stanford record book with 151 career receptions.
- 92 • Stanford's 92 wins this decade rank fifth nationally and the most of any private school, ahead of Notre Dame (82), TCU (80) and USC (78).
- 3,792 • Senior running back Bryce Love ranks fourth nationally among active players with 3,792 yards rushing—this also ranks fourth on Stanford's career list. He is also fifth in school history with 30 career rushing touchdowns and his 32 total touchdowns rank eighth in the Stanford record book.

K. J. COSTELLO

- 10 • Junior quarterback K.J. Costello's 10 touchdown passes through the season's first four games were second-most by any quarterback in the Shaw era (Andrew Luck had 11 in 2011).
- 5 • Costello's five touchdown passes at UCLA on Nov. 24 were second-most in school history (Elway, 6 vs. OSU in 1980) and the most since Kevin Hogan had five in the 2013 Big Game.
- 28 • Only Andrew Luck has thrown more TD passes in a season at Stanford than Costello's 28 in 2018. Luck set the record with 37 in 2011 and had 32 in 2010.
- 34 • Costello's 34 completions against Washington State were the sixth-most in a game in school history, and most since Steve Stenstrom had 37 at Notre Dame in 1994.
- 300 • Costello is the third Cardinal with seven 300-yard passing games in a season, joining John Elway (1982) and Steve Stenstrom, who set the school record with nine in 1993. He is the first Cardinal with four consecutive 100-yard passing performances since Steve Stenstrom had five in a row in 1994.
- 387 • Costello's 387 yards of total offense (45 rush, 342 pass) vs. Oregon State on Nov. 10 were the most for a Cardinal since Josh Nunes had 393 against Arizona in 2012, and 14th-most in school history.

KADEN SMITH • JOHN MACKKEY AWARD FINALIST

- 3 • Smith has produced three games with 8+ receptions and 100+ yards this season (Utah, Washington State and Washington). The rest of the Power 5 tight ends in the country combined have four such games. Smith is the first tight end to accomplish that feat three times in a season since Texas Tech's Jace Amaro in 2013 (Baker Mayfield and Davis Webb were the Red Raiders' quarterbacks).
- 4 • Smith is the fourth Cardinal to be named a John Mackey Award finalist, joining Austin Hooper (2015), Zach Ertz (2012) and Alex Smith (2004).
- 47 • When junior Kaden Smith last played on Nov. 10, he led all Power 5 tight ends with 47 receptions and 635 receiving yards. Smith has a 78 percent catch rate on deep passes of 20+ yards and his seven such deep catches also rank No. 1 among FBS tight ends.
- 100 • Smith became the first Stanford tight end with back-to-back 100-yard receiving games since Alex Smith did it in three straight games in 2004. Kaden Smith had 112 against Washington State (Oct. 27) and 107 at Washington (Nov. 3). He is also the first Cardinal tight end since Zach Ertz with three 100-yard receiving games in a season.
- 1000 • Smith is the fourth Cardinal tight end with 1,000 career receiving yards (1,015). He joins Coby Fleener (1,543), Zach Ertz (1,434) and Alex Smith (1,291).

Most Receptions in a Season		
<i>Stanford Tight Ends since 1996</i>		
<i>Player</i>	<i>Rec.</i>	<i>Year</i>
Zach Ertz	64	2012
Alex Smith	52	2004
Kaden Smith	47	2018

Most Receiving Yds in a Season		
<i>Stanford Tight Ends since 1996</i>		
<i>Player</i>	<i>Rec.</i>	<i>Year</i>
Zach Ertz	898	2012
Alex Smith	706	2004
Coby Fleener	667	2011
Kaden Smith	635	2018

JJ ARCEGA-WHITESIDE • BILETNIKOFF AWARD SEMIFINALIST

- 6 • Senior JJ Arcega-Whiteside had six touchdown receptions over a two-game stretch from the 2017 bowl game to the 2018 opener (three vs. TCU, three vs. San Diego State). That tied Ken Margerum for the most receiving touchdowns in consecutive Stanford games, set in 1980 with quarterback John Elway on the delivering end (two at Washington State, four vs. Oregon State).
- 18 • Dating back to the 2017 regular season finale against Notre Dame, Arcega-Whiteside has 18 receiving scores over his past 13 games.
- 28 • Arcega-Whiteside's 28 career receiving scores ranks second on the program's all-time list—four behind Ken Margerum's school record of 32 from 1977-80.
- 100 • Arcega-Whiteside is the first Stanford player with four 100-yard receiving games in a season since Luke Powell in 2001. His eight career 100-yard receiving games ranks third in school history.
- 226 • Arcega-Whiteside's 226 receiving yards in the season opener against San Diego State were the third-most in program history. It was the fifth time a Cardinal receiver eclipsed 200 yards receiving.
- 1,000 • The last Cardinal to reach 1,000 receiving yards in a season was Troy Walters in 1999. Arcega-Whiteside is just 140 yards away from that milestone.
- 2,000 • Arcega-Whiteside is the 14th Cardinal to eclipse 2,000 career receiving yards (2,020).

2007 • On Sept. 4, Arcega-Whiteside was the first Stanford receiver to earn Pac-12 Offensive Player of the Week honors since Mark Bradford on Oct. 6, 2007. Bradford was recognized after he caught the game-winning touchdown with 48 seconds left to defeat No. 2 USC, 24-23, in what was considered "The Greatest Upset in College Football History".



2 • Two of the top pass-breakup performances by a Cardinal defense under head coach David Shaw have been registered in the 2018 season's first three games. Stanford had 11 against USC on Sept. 8, the most by any team under Shaw, and 10 against UC Davis, tying for second under Shaw.

2 • Stanford has allowed only three kickoff returns this season (27 yarder vs. San Diego State, 12-yarder at Notre Dame and a 93-yard touchdown off a kickoff following a safety). Excluding the safety kick, Stanford has not surrendered a kickoff return of 30 yards or more in its past 26 games, dating to a 2016 contest at Oregon.

3 • Stanford held USC to three points during a Sept. 8 win. The Cardinal surrendered fewer than the three points against USC only four times previously: 16-0 victory in 1905 (first meeting between the programs), 16-0 win in 1934, 3-0 triumph in 1935, and a 13-0 blanking in 1941. USC had not been held to three points or fewer since Nov. 1, 1997, when the Trojans were blanked, 27-0, at Washington.

5 • Fifth-year senior inside linebacker Bobby Okereke has five or more tackles in 21 of the past 24 games. Okereke's 94 tackles last season were tops among Cardinal returners, and the most by any returning player since 2008.

6 • One of the most disciplined teams in the nation, Stanford has the sixth-fewest penalty yards in the nation this year with just 467—also the fewest in the Pac-12.

16 • Fifth-year cornerback Alijah Holder was targeted a whopping 16 times against UC Davis (Sept. 15), yet allowed only a long reception of 14 yards.

39 • Cameron Scarlett returned a school-record 39 kickoffs in 2017, and ranked first nationally with 12 kickoff returns of 30 or more yards. He is fifth all-time at Stanford with 1,569 career kick return yards.

43.56 • Senior Jake Bailey's 43.56 career punting average ranks first in program history. Bailey posted the second-best punting season in school history last year, averaging 45.4 yards/punt. He led the Pac-12 and ranked seventh nationally.

91 • Stanford has at least one sack in 91 of its past 99 games.

111 • The Cardinal has at least one tackle for loss in each of its past 111 contests.

167:38 • Stanford went 167:38 without allowing an offensive touchdown during the season's first three games (first quarter of the season opener against San Diego State and the final play of the season's third game against UC Davis).

249 • Stanford made a school-record 249 consecutive extra-point attempts between Oct. 26, 2013 - Nov. 3, 2018. During the streak: Colin Riccittelli - 2-2, Jet Toner - 79-79, Conrad Ukropina - 108-108, Jordan Williamson - 60-60.

253 • Senior inside linebacker and special teamer Ryan Beecher was diagnosed with non-Hodgkin lymphoma on Dec. 21, 2017. His final chemotherapy session came on June 4, 2018, and he returned to action in Stanford's season opener against San Diego State on Aug. 31, 2018, a span of 253 days after his diagnosis.

320 • Stanford leads the nation with 320 sacks since 2011.

JET TONER

.842 • Junior kicker Jet Toner's .842 career field goal percentage (32-of-38) is currently the best in school history. His 21 field goals made in 2017 were the second-most in program history, and his 117 points in 2017 ranked fifth on Stanford's single-season scoring list.

.917 • Toner's .917 field goal percentage (11-of-12) this season ranks second in the nation and first among Pac-12 players. It currently stands as the best single-season percentage in school history.

1.000 • Toner holds an active school record with 84 consecutive made extra points to start a career. He is one of three Cardinal with a 1.000 career extra-point percentage.

BRADFORD M. FREEMAN DIRECTOR OF FOOTBALL DAVID SHAW

1.9 • Stanford has 204 rushing touchdowns in David Shaw's 106 games as head coach, an average of 1.9/game.

30 • Stanford has averaged 30 or more points in four of head coach David Shaw's first seven seasons. This year, the Cardinal is averaging 30.18 points per game.

47 • The Cardinal is 47-6 (.887) under head coach David Shaw when winning the turnover battle.

54 • With a Nov. 24 win at UCLA, head coach David Shaw earned his 54th Pac-12 win, tying Jim Owens (Washington, 1957-74) for 14th-most conference victories. His next win will tie Bruce Snyder for 13th. Shaw needed only 65 games to achieve 50 conference wins, tied for second-fastest in Pac-12 history (USC's Pete Carroll reached the 50-win mark through 60 league games).

159 • Stanford has never been shut out under Coach Shaw. The Cardinal has scored in 159 consecutive games, dating back to Nov. 4, 2006 (lost 42-0 to No. 9 USC at Stanford Stadium).

100 • Stanford has allowed 100 or fewer rushing yards 47 times under Coach Shaw (41-6 in such contests). Opponents have eclipsed 200 rushing yards only 16 times in 106 games under Coach Shaw.

2011 • Since Shaw's first season in 2011, Stanford's ...

- 80 wins represent the winningest eight-year stretch in program history
- 80 wins ranks sixth nationally
- .752 winning pct. ranks sixth nationally
- .757 conference winning pct. is the best of any Pac-12 program
- 54 conference wins are the most of any Pac-12 program



PROGRAM

- 1 • Stanford has defeated at least one top-20 opponent on the road in seven of eight seasons under head coach David Shaw. Stanford had only one top-20 road win in the nine seasons prior to the start of Shaw's tenure in 2011 (at No. 2 USC on Oct. 6, 2007).
- 2 • Former Cardinal John Elway (Denver Broncos) and John Lynch (San Francisco 49ers) are NFL general managers. The other two schools with two NFL general managers? Connecticut and John Carroll.
- 5 • Five Cardinal have completed work for their undergraduate degree: fifth-year senior Alameen Murphy, fifth-year senior Bobby Okereke, fifth-year senior Alijah Holder, fifth-year senior Isaiah Brandt-Sims and fifth-year senior Brandon Fanaika.
- 13 • Shaw is one of 13 African-American FBS head coaches.
- 17 • Stanford overcame a 17-point deficit to post a 38-31 overtime win at Oregon (Sept. 22). It was the second-largest comeback win for the Cardinal since 1996 (trailed 21-0 in a 35-21 win at USC in 1999). Stanford has overcame a double-digit deficit in a winning effort 20 times since 1996, and six times under head coach David Shaw.
- 17 • Stanford requires students to declare a major before their junior year. Among the team's upperclassmen, 17 majors are represented. Majors are: aeronautics and astronautics, communication, computer science, economics, history, human biology, international relations, Japanese, mechanical engineering, media studies, management science and engineering, political science, product design, psychology, sociology, symbolic systems, and science, technology and society.
- 22 • Shaw is one of 22 head coaches currently coaching at their alma mater.
- 29 • Stanford's 29 fourth- and fifth-year seniors are the most of any Pac-12 program.
- 30 • Stanford's 2018 roster includes student-athletes from 30 different states and one foreign country.
- 30 • The Stanford Concussion and Brain Performance Center is at the forefront of concussion and traumatic brain injury research, and is incorporating state of the art eye-tracking tests -- EYE-SYNC -- in all of its studies. The EYE-SYNC test is administered with customized eye tracking technology, called Dynamic Visual Synchronization Goggles. The eye tracking test lasts 30 seconds, and the results show the ability to focus -- a key problem after a concussion.


ATHLETICS

- 6 • Stanford is one of six programs with at least one national championship in football, baseball and men's basketball. It is the only school with at least one national championship in football, baseball, men's basketball and women's basketball.
- 7 • Stanford is one of seven schools to earn Division I Academic Progress Rate (APR) Public Recognition Award each of the past four seasons.
- 24 • Stanford won the 2017-18 Division I Learfield Sports Directors' Cup, extending its streak to 24 years of capturing the award presented to the most successful intercollegiate athletic department in the nation.
- 42 • Stanford, which sponsors 36 varsity sports, has won at least one NCAA team title in each of the past 42 academic years, representing the longest streak in NCAA history.
- 117 • The Cardinal leads the NCAA with 117 team titles.
- 142 • Stanford claimed five national team championships during the last academic year, increasing its overall total to 142, including 117 NCAA titles.

UNIVERSITY


- 1.1 • Stanford's inner campus includes about 1.1 million square feet of shrubs, 143,000 linear feet of groundcovers, 43,000 trees, 25 fountains and more than 800 different species of plants.
- 2 • Stanford's faculty includes two Presidential Medal of Freedom winners.
- 4 • Stanford's faculty includes four Pulitzer Prize winners.
- 5 • The top five undergraduate majors at Stanford include: computer science, engineering, human biology, management science and engineering, and mechanical engineering.
- 17 • The Stanford community includes 17 Nobel laureates.
- 24.8 • As of 2017, Stanford's endowment eclipsed 24.8 billion.
- 31 • Stanford faculty have won the Nobel Prize 31 times since the university's founding.
- 96 • Stanford's 8,180-acre campus is large enough to contain 96 Disneylands.
- 97 • About 97 percent of all eligible undergraduates live in campus housing.
- 150 • The 700-acre Stanford Research Park, created in 1951, is home to over 150 companies.
- 625 • There are more than 625 registered student organizations at Stanford.
- 700 • There are about 700 buildings on Stanford's campus that incorporate approximately 15.4 million square feet.
- 2,040 • Of the 47,450 applicants -- the largest application pool in school history -- for Stanford's class of 2022, only 2,040 were admitted. The admitted students came from all 50 states and 63 countries.
- 13,000 • There are an estimated 13,000 bikes at Stanford daily.



QB  **3 • K.J. Costello • 6-5 • 215 • Junior • Coto de Caza, Calif. • Santa Margarita Catholic • @kj_costello**


- Political science major
- 11-7 as a starter, 9-2 at Stanford Stadium • Nine starts vs. AP top 25
- Second Cardinal with seven 300-yard passing games in a season
- Held 19 school records at Santa Margarita Catholic (Calif.)
- Broke Carson Palmer's high school record for career yards (8,222)
- Scratch golfer

PASSING	G	Att-Cmp-Int	Yds	TD	Lg	Pct	Avg/P	Avg/G	Effic
2017	11	124-211-4	1573	14	50	58.8	7.5	143.0	139.5
2018	11	245-367-11	3198	28	80	66.8	8.7	290.7	159.1
TOTAL	22	369-578-15	4771	42	80	63.8	8.3	216.9	152.0

QB  **15 • Davis Mills • 6-4 • 220 • Sophomore • Duluth, Ga. • Greater Atlanta Christian • @Millsions**


- Missed spring practice due to injury
- 6,290 career passing yards and 66 touchdowns as a prep
- Five-star recruit, Georgia's top-ranked recruit
- Avid golfer
- Sisters, Erin (Tusculum) and Ali (South Carolina), played college tennis
- Grandfather, Robert Compton, played minor league baseball for New York Mets

PASSING	G	Att-Cmp-Int	Yds	TD	Lg	Pct	Avg/P	Avg/G	Effic
2018	1	0-2-0	0	0	0	--	--	--	--
Total	1	0-2-0	0	0	0	--	--	--	--

QB  **18 • Jack Richardson • 6-5 • 213 • Junior • Salinas, Calif. • Palma • @jrhcqb**


- Psychology major with 4.53 grade-point average in high school
- Former walk-on earned scholarship after spring practice
- Father, Kevin, led Stanford with 113 tackles in 1987
- Mother, Teresa, 1986 Pac-10 Volleyball Player of the Year at Stanford
- Father proposed to mother with an airplane banner during 1991 Big Game
- Great grandfather, Monty Reedy, played quarterback at Cal

PASSING	G	Att-Cmp-Int	Yds	TD	Lg	Pct	Avg/P	Avg/G	Effic
2017	1	0-0-0	0	0	0	--	--	--	--
2018	3	1-1-0	6	0	6	100.0	6.0	2.0	150.4
TOTAL	5	1-1-0	6	0	6	100.0	6.0	1.2	150.4

RB  **20 • Bryce Love • 5-10 • 202 • Senior • Wake Forest, N.C. • Wake Forest • @blovee_20**


- 2017 unanimous All-America, Lombardi and Doak Walker Award winner
- Majoring in human biology, aspiring pediatrician, performs stem cell research, studying sign language
- On track to graduate in December (two quarters early)
- FBS-record 13 50-yard rushes, 11 consecutive games with 50-yard rush in 2017
- USATF 13-14 year-old boys national record holder in 100m and 200m
- Brother, Chris, played at East Carolina • Father, Chris, played football and ran track at South Carolina

RUSHING	G	Att	Yds	TD	Lg	Avg/C	Avg/G
2015	14	29	226	2	48	7.8	16.1
2016	12	111	783	3	59	7.1	65.2
2017	13	263	2118	19	75	8.1	162.9
2018	9	144	665	6	59	4.6	73.9
TOTAL	48	547	3792	30	75	6.9	79.0

RB  **22 • Cameron Scarlett • 6-1 • 216 • Senior • Portland, Ore. • Central Catholic • @cam_scarlett11**


- Majoring in science, technology and society
- 2017 All-Pac-12 honorable mention • Pac-12 All-Academic second team
- 112.2 all-purpose yards/game in 2017, eighth among Pac-12 players
- Brother, Brennan, played at Stanford and professionally for the Houston Texans
- Grandfather, great-grandfather, uncle and multiple cousins attended Stanford
- Maternal grandfather, John Evans, was governor of Idaho from 1977-87

RUSHING	G	Att	Yds	TD	Lg	Avg/C	Avg/G
2016	11	38	117	1	13	3.1	10.6
2017	14	91	389	8	62	4.3	27.8
2018	11	53	224	5	41	4.2	20.4
TOTAL	36	182	730	14	62	4.0	20.3

RB  **23 • Trevor Speights • 5-11 • 209 • Junior • McAllen, Texas • Memorial • @tSpeightsRB**


- Majoring in science, technology and society
- Career-best 87 yards rushing vs. UC Davis (Sept. 15)
- Four-star recruit by Scout, nation's 22nd-best running back by Scout and Rivals
- Texas' fourth-best all-time leading rusher (9,868 career rushing yards and 120 touchdowns)
- Father, John, played football at Maryville
- Violinist

RUSHING	G	Att	Yds	TD	Lg	Avg/C	Avg/G
2017	11	36	142	0	21	3.9	12.9
2018	8	58	217	1	38	3.7	27.1
TOTAL	19	94	359	1	38	3.8	18.9

RB  **28 • Dorian Maddox • 5-10 • 202 • Junior • Bowie, Md. • Gilman • @d_nicee009**


- Majoring in psychology
- First career TD run vs. Oregon State (Nov. 10)
- One of three Cardinal to prep at Gilman (Md.), along with Devery Hamilton and Thomas Booker
- Father, Wayne, played football at Gettysburg • Godfather, O.J. Anderson, played professional football
- First-degree black belt in Kung Fu
- National Society of Black Engineers

RUSHING	G	Att	Yds	TD	Lg	Avg/C	Avg/G
2017	14	12	37	0	9	3.1	2.6
2018	11	18	73	1	16	4.1	6.6
TOTAL	25	30	110	1	16	3.7	4.4

FB  **6 • Reagan Williams • 6-3 • 220 • Senior • Jackson, Ohio • Jackson • @RWilliams_6**

- Majoring in psychology
- Hard-hitting fullback and special teams standout
- Named after President Ronald Reagan
- Father, Randy, was football team captain at Capital
- Enjoys music production, avid hiker
- 176 pancake blocks as a prep


RUSHING	G	Att	Yds	TD	Lg	Avg/C	Avg/G
2016	12	0	0	0	0	0.0	0.0
2017	9	0	0	0	0	0.0	0.0
2018	10	0	0	0	0	0.0	0.0
TOTAL	31	0	0	0	0	0.0	0.0

FB  **34 • Houston Heimuli • 5-11 • 244 • Sophomore • Woods Cross, Utah • Bountiful • @Hheimuli**

- First career reception went for a TD vs. Washington State
- Tongan-Maori-Japanese-Hawaiian descent
- Enjoys singing, playing guitar and ukulele, and Polynesian dance
- Served two-year LDS mission in Indianapolis
- Father, Lakei, played professionally for Chicago Bears, starting fullback on BYU's 1984 national championship team
- Brother, Helam, played football at Weber State


RECEIVING	G	Rec	Yds	TD	Lg	Rec/G	Avg/C	Avg/G
2018	11	1	1	1	1	0.1	1.0	0.1
TOTAL	11	1	1	1	1	0.1	1.0	0.1



TE  **82 • Kaden Smith • 6-5 • 252 • Junior • Flower Mound, Texas • Marcus • @TheKadenSmith**

- Majoring in political science
- 2018 Mackey Award finalist • AP preseason All-America
- First Stanford tight end with back-to-back 100-yard games since 2004 (Alex Smith)
- Former world record holder for most one-handed football catches in one minute
- Father, Mark, played football at Willamette
- Great uncle played in 1942 Rose Bowl (only Rose Bowl not played at Rose Bowl Stadium)

RECEIVING	G	Rec	Yds	TD	Lg	Rec/G	Avg/C	Avg/G
2017	14	23	414	5	54	1.6	18.0	29.6
2018	10	47	635	2	36	4.7	13.5	63.5
TOTAL	24	70	1049	7	54	2.9	15.0	43.7

TE  **80 • Scooter Harrington • 6-5 • 250 • Junior • Riverside, Conn. • Greenwich • @scootalilcloser**


- Majoring in management science and engineering
- 2017 Pac-12 All-Academic honorable mention
- 2016 National Football Foundation National High School Scholar-Athlete
- Father, Scott, played football at Boston College and captain of 1984 team
- Mother, Kathy, played softball at Boston College
- Older brother, Jack, played lacrosse at Duke

RECEIVING	G	Rec	Yds	TD	Lg	Rec/G	Avg/C	Avg/G
2017	11	3	10	0	6	0.3	3.3	0.9
2018	11	2	12	0	8	0.2	6.0	1.1
TOTAL	22	5	22	0	8	0.2	4.4	1.0

TE  **84 • Colby Parkinson • 6-7 • 240 • Sophomore • Simi Valley, Calif. • Oaks Christian • @CJ51**


- Tied school single-game record with four touchdown receptions (vs. Oregon State)
- Game-winning touchdown catch in OT at No. 20 Oregon (Sept. 22)
- Touchdown catch on first play of collegiate career vs. Rice in 2017
- Five-star recruit by 247Sports • Nation's top-ranked tight end by Scout
- Avid golfer and beach volleyball player
- Aspired to attend Stanford since elementary school

RECEIVING	G	Rec	Yds	TD	Lg	Rec/G	Avg/C	Avg/G
2017	14	10	97	4	24	0.7	9.7	6.9
2018	11	25	455	7	75	2.3	18.2	41.4
TOTAL	25	35	552	11	75	1.4	15.8	22.1

WR  **19 • JJ Arcega-Whiteside • 6-3 • 225 • Senior • Inman, S.C. • Dorman • @jjarcega 22**


- Majoring in international relations
- Interned for Dr. Condoleezza Rice during summer of 2018
- Tied school record with 14 touchdown receptions this season
- Career-high 226 receiving yards, three touchdowns vs. San Diego State (Aug. 31)
- Learned English as third language (Spanish, French)
- Born in Zaragoza, Spain, both parents played basketball professionally overseas

RECEIVING	G	Rec	Yds	TD	Lg	Rec/G	Avg/C	Avg/G
2016	12	24	379	5	61	2.0	15.8	31.6
2017	12	48	781	9	45	4.0	16.3	65.1
2018	10	55	860	14	80	5.5	15.6	86.0
TOTAL	34	127	2020	28	80	3.7	15.9	59.4

WR  **2 • Trenton Irwin • 6-2 • 204 • Senior • Valencia, Calif. • Hart • @trenton 4**


- Majoring in science, technology and society
- At least one catch in 39 straight games (seventh-longest streak in nation)
- Two-time Pac-12 All-Academic honorable mention
- Set California state records in career receptions (285) and receiving yards (5,268)
- Owns and wears over 130 football and basketball jerseys
- Child actor (search on YouTube: "Kraft Velveeta and Rotel")

RECEIVING	G	Rec	Yds	TD	Lg	Rec/G	Avg/C	Avg/G
2015	14	12	150	0	20	0.9	12.5	10.7
2016	13	37	442	1	30	2.8	11.9	34.0
2017	14	43	461	2	30	3.1	10.7	32.9
2018	11	59	675	2	37	5.4	11.4	61.4
TOTAL	52	151	1728	5	37	2.9	11.4	33.2

WR  **13 • Simi Fehoko • 6-4 • 210 • Freshman • Sandy, Utah • Brighton • @Simi Fehoko**

- Made collegiate debut against Oregon State (Nov. 10), made one catch for six yards
- Four-star recruit by Scout, Rivals, 247Sports, ESPN and PrepStar
- Utah career record holder with 3,571 career receiving yards and 41 receiving touchdowns
- 2015 Gatorade Utah Player of the Year and Utah Mr. Football
- Served two-year LDS mission in Seoul, South Korea
- Father, Simon, played football at Dixie State • Cousin, Alfred Pupunu, played professionally for the San Diego Chargers

RECEIVING	G	Rec	Yds	TD	Lg	Rec/G	Avg/C	Avg/G
2018	2	1	6	0	6	0.5	6.0	3.0
TOTAL	2	1	6	0	6	0.5	6.0	3.0

WR  **9 • Osiris St. Brown • 6-2 • 196 • Sophomore • Brea, Calif. • Mater Dei • @osiristbrown**

- Missed freshman season due to injury
- Father, John, was two-time Mr. Universe and three-time Mr. World
- Brother, Amon-Ra, plays football at USC
- Brother, Equanimeous, played football at Notre Dame and professionally for Green Bay Packers
- Speaks French, German and English
- Same first name as Egyptian god of the underworld

RECEIVING	G	Rec	Yds	TD	Lg	Rec/G	Avg/C	Avg/G
2018	11	8	204	1	53	0.7	25.5	18.5
TOTAL	11	8	204	1	53	0.7	25.5	18.5

WR  **4 • Michael Wilson • 6-2 • 200 • Freshman • Simi Valley, Calif. • Chaminade • @michaelwilson1**

- Four-star recruit
- Only Stanford true freshman to play in every game
- High school's all-time leading receiver (2,900 career yards)
- Aunt, Maureen Jacobson, played soccer for the New Zealand World Cup team
- Uncle, Craighton McFarlane, played football at Prairie View A&M
- Cousin, Craighton Rafael McFarlane, ran track at Sacramento State









RECEIVING	G	Rec	Yds	TD	Lg	Rec/G	Avg/C	Avg/G
2018	11	11	115	1	26	1.0	10.5	10.5
TOTAL	11	11	115	1	26	1.0	10.5	10.5

WR  **5 • Connor Wedington • 6-0 • 198 • Sophomore • Lake Tapps, Wash. • Sumner • @ConnorWedington**


- At least one catch in all 16 career games
- Injured in 2018 opener, has missed eight games
- Six receptions for 82 yards in career debut vs. Rice in 2017
- High school-record 4,035 career rushing yards and 69 career touchdowns
- Brother, Triston, played football at Central Washington
- Announced commitment to Stanford while snowboarding in viral video

RECEIVING	G	Rec	Yds	TD	Lg	Rec/G	Avg/C	Avg/G
2017	13	31	243	0	33	2.4	7.8	18.7
2018	3	7	54	0	15	2.3	7.7	18.0
TOTAL	16	38	297	0	33	2.4	7.8	18.6




OT		<p>75 • A.T. Hall • 6-5 • 299 • 5th • Glendale, Ariz. • Brophy</p> <ul style="list-style-type: none"> • Majoring in science, technology and society • 2017 All-Pac-12 honorable mention • Helped lead Stanford to 405 rushing yards vs. UCLA in 2017, fourth-most in school history • Father, Travis, played football at BYU, professionally for Atlanta (1995-04) and San Francisco (2005) • Rebuilds cars and computers in spare time • Avid fisherman 	<table border="1"> <thead> <tr> <th>PARTICIPATION</th> <th>G</th> <th>GS</th> </tr> </thead> <tbody> <tr> <td>2015</td> <td>9</td> <td>0</td> </tr> <tr> <td>2016</td> <td>13</td> <td>13</td> </tr> <tr> <td>2017</td> <td>13</td> <td>12</td> </tr> <tr> <td>2018</td> <td>11</td> <td>9</td> </tr> <tr> <td>TOTAL</td> <td>46</td> <td>33</td> </tr> </tbody> </table>	PARTICIPATION	G	GS	2015	9	0	2016	13	13	2017	13	12	2018	11	9	TOTAL	46	33
PARTICIPATION	G	GS																			
2015	9	0																			
2016	13	13																			
2017	13	12																			
2018	11	9																			
TOTAL	46	33																			
OT		<p>72 • Walker Little • 6-7 • 313 • Sophomore • Houston, Texas • Episcopal • @walkerlittle45</p> <ul style="list-style-type: none"> • 2017 Pac-12 Freshman Offensive co-Player of the Year • 2017 All-Pac-12 honorable mention • ESPN Freshman All-America • Only Stanford lineman to start every game in 2018 • Stanford's first true freshman to start at left tackle since 2000 (Kirk Chambers) • Consensus five-star recruit • Grandfather, Gene Little, played football at Rice and professionally for the New York Giants • Sixth-generation Texan, Jamaican roots 	<table border="1"> <thead> <tr> <th>PARTICIPATION</th> <th>G</th> <th>GS</th> </tr> </thead> <tbody> <tr> <td>2017</td> <td>9</td> <td>6</td> </tr> <tr> <td>2018</td> <td>11</td> <td>11</td> </tr> <tr> <td>TOTAL</td> <td>20</td> <td>17</td> </tr> </tbody> </table>	PARTICIPATION	G	GS	2017	9	6	2018	11	11	TOTAL	20	17						
PARTICIPATION	G	GS																			
2017	9	6																			
2018	11	11																			
TOTAL	20	17																			
OT OG		<p>74 • Devery Hamilton • 6-7 • 287 • Junior • Ellicott City, Md. • Gilman • @D Hamilton19</p> <ul style="list-style-type: none"> • Double major in communication and philosophy • 2017 Pac-12 All-Academic second team • First career start in 2017 season opener vs. Rice • Born in Stuttgart, Germany (moved from Germany to United States in 2007) • Father, Devery, played basketball at Erie Community • Aspired to attend Stanford since fifth grade 	<table border="1"> <thead> <tr> <th>PARTICIPATION</th> <th>G</th> <th>GS</th> </tr> </thead> <tbody> <tr> <td>2017</td> <td>12</td> <td>8</td> </tr> <tr> <td>2018</td> <td>9</td> <td>5</td> </tr> <tr> <td>TOTAL</td> <td>21</td> <td>13</td> </tr> </tbody> </table>	PARTICIPATION	G	GS	2017	12	8	2018	9	5	TOTAL	21	13						
PARTICIPATION	G	GS																			
2017	12	8																			
2018	9	5																			
TOTAL	21	13																			
OG		<p>63 • Nate Herbig • 6-4 • 334 • Junior • Kalaheo, Hawaii • Saint Louis • @nate herbig</p> <ul style="list-style-type: none"> • Majoring in communication • 2018 Outland Trophy watch list • 2018 AP, Athlon and Sporting News preseason All-America • 2017 All-Pac-12 first team and Pac-12 All-Academic honorable mention • Nickname is "Big Island" • Father, Bruce, played football and basketball at Lewis and Clark 	<table border="1"> <thead> <tr> <th>PARTICIPATION</th> <th>G</th> <th>GS</th> </tr> </thead> <tbody> <tr> <td>2016</td> <td>13</td> <td>6</td> </tr> <tr> <td>2017</td> <td>13</td> <td>13</td> </tr> <tr> <td>2018</td> <td>6</td> <td>5</td> </tr> <tr> <td>TOTAL</td> <td>32</td> <td>24</td> </tr> </tbody> </table>	PARTICIPATION	G	GS	2016	13	6	2017	13	13	2018	6	5	TOTAL	32	24			
PARTICIPATION	G	GS																			
2016	13	6																			
2017	13	13																			
2018	6	5																			
TOTAL	32	24																			
OG		<p>71 • Brandon Fanaika • 6-3 • 315 • 5th • Pleasant Grove, Utah • Pleasant Grove • @BFanaika</p> <ul style="list-style-type: none"> • Earned undergraduate degree in science, technology and society • Earning master's degree in media studies • Signed with Stanford in 2011 before spending two years on church mission • Seven siblings • Brother, Jason, played at Utah and professionally for San Francisco 49ers • Utah's top recruit by Rivals • Married wife, Hannah, in 2017 	<table border="1"> <thead> <tr> <th>PARTICIPATION</th> <th>G</th> <th>GS</th> </tr> </thead> <tbody> <tr> <td>2015</td> <td>13</td> <td>0</td> </tr> <tr> <td>2016</td> <td>9</td> <td>6</td> </tr> <tr> <td>2017</td> <td>13</td> <td>3</td> </tr> <tr> <td>2018</td> <td>11</td> <td>7</td> </tr> <tr> <td>TOTAL</td> <td>45</td> <td>16</td> </tr> </tbody> </table>	PARTICIPATION	G	GS	2015	13	0	2016	9	6	2017	13	3	2018	11	7	TOTAL	45	16
PARTICIPATION	G	GS																			
2015	13	0																			
2016	9	6																			
2017	13	3																			
2018	11	7																			
TOTAL	45	16																			
OG		<p>54 • Nick Wilson • 6-3 • 273 • Senior • Milton, Ga. • Milton • @StanfordOL54</p> <ul style="list-style-type: none"> • Majoring in mechanical engineering • Two-time Pac-12 All-Academic first team • Designed nozzle and fuel grain to maximize rocket thrust for 2018 spring quarter class project • Played football, track and field, and lacrosse as a prep • Four-star recruit • Second in 2013 state unlimited class weightlifting championship 	<table border="1"> <thead> <tr> <th>PARTICIPATION</th> <th>G</th> <th>GS</th> </tr> </thead> <tbody> <tr> <td>2016</td> <td>13</td> <td>0</td> </tr> <tr> <td>2017</td> <td>14</td> <td>1</td> </tr> <tr> <td>2018</td> <td>11</td> <td>0</td> </tr> <tr> <td>TOTAL</td> <td>38</td> <td>1</td> </tr> </tbody> </table>	PARTICIPATION	G	GS	2016	13	0	2017	14	1	2018	11	0	TOTAL	38	1			
PARTICIPATION	G	GS																			
2016	13	0																			
2017	14	1																			
2018	11	0																			
TOTAL	38	1																			
C		<p>73 • Jesse Burkett • 6-4 • 300 • 5th • St. Augustine, Fla. • Bartram Trail • @JesseBurkett76</p> <ul style="list-style-type: none"> • Majoring in Japanese • 36 career starts (all at center) • 2017 CoSIDA Academic All-America second team • Three-time Pac-12 All-Academic • Winner of Stanford's 2018 Kung-Yi Kao Prize for Outstanding Progress in the study of Chinese, Japanese, or Korean language • Father, Bill, played football at Brown 	<table border="1"> <thead> <tr> <th>PARTICIPATION</th> <th>G</th> <th>GS</th> </tr> </thead> <tbody> <tr> <td>2015</td> <td>5</td> <td>0</td> </tr> <tr> <td>2016</td> <td>13</td> <td>13</td> </tr> <tr> <td>2017</td> <td>14</td> <td>14</td> </tr> <tr> <td>2018</td> <td>9</td> <td>9</td> </tr> <tr> <td>TOTAL</td> <td>41</td> <td>36</td> </tr> </tbody> </table>	PARTICIPATION	G	GS	2015	5	0	2016	13	13	2017	14	14	2018	9	9	TOTAL	41	36
PARTICIPATION	G	GS																			
2015	5	0																			
2016	13	13																			
2017	14	14																			
2018	9	9																			
TOTAL	41	36																			
C		<p>51 • Drew Dalman • 6-3 • 279 • Sophomore • Salinas, Calif. • Palma • @drewww0</p> <ul style="list-style-type: none"> • Nation's third-best center as a prep • Father, Chris played football at Stanford, professionally for San Francisco 49ers (won Super Bowl XXIX) • Grandfather, Buck Dalman, played football for Santa Cruz Seahawks • Lived in Georgia before moving to California • Portuguese roots • Wrote letter in fifth grade stating that his biggest dream was to play football at Stanford 	<table border="1"> <thead> <tr> <th>PARTICIPATION</th> <th>G</th> <th>GS</th> </tr> </thead> <tbody> <tr> <td>2018</td> <td>8</td> <td>4</td> </tr> <tr> <td>TOTAL</td> <td>8</td> <td>4</td> </tr> </tbody> </table>	PARTICIPATION	G	GS	2018	8	4	TOTAL	8	4									
PARTICIPATION	G	GS																			
2018	8	4																			
TOTAL	8	4																			
C		<p>65 • Brian Chaffin • 6-2 • 275 • Senior • Harrisburg, N.C. • Charlotte Christian • @B Chaffin65</p> <ul style="list-style-type: none"> • Majoring in science, technology and society • Four-star recruit • Consensus top-ranked center in North Carolina by ESPN, Rivals, Scout and 247Sports • 2015 Under Armour All-America • Wrestling team captain as a freshman • Enjoys hunting and fishing 	<table border="1"> <thead> <tr> <th>PARTICIPATION</th> <th>G</th> <th>GS</th> </tr> </thead> <tbody> <tr> <td>2016</td> <td>8</td> <td>0</td> </tr> <tr> <td>2017</td> <td>11</td> <td>0</td> </tr> <tr> <td>2018</td> <td>9</td> <td>0</td> </tr> <tr> <td>TOTAL</td> <td>28</td> <td>0</td> </tr> </tbody> </table>	PARTICIPATION	G	GS	2016	8	0	2017	11	0	2018	9	0	TOTAL	28	0			
PARTICIPATION	G	GS																			
2016	8	0																			
2017	11	0																			
2018	9	0																			
TOTAL	28	0																			



DT  **57 • Michael Williams • 6-2 • 293 • Junior • Fort Worth, Texas • All Saints' Episcopal • @mike_williams52**

- Majoring in psychology
- Recovered from offseason surgery
- Four-star recruit
- Nation's 17th-best defensive tackle
- Led team to three state titles
- Cousin, Christopher Douglas, played football at Rice

TACKLES	G	UA	A	Total	TFL	PD	FF	FR	Blkd	QBH
2017	13	0	6	6	0.0	0	0	0	0	0
2018	11	20	19	39	1.0	0	0	0	0	4
TOTAL	24	20	25	45	1.0	0	0	0	0	4

DT  **24 • Dalyn Wade-Perry • 6-4 • 316 • Sophomore • Englewood, N.J. • Pope John XXIII • @DalynWP**


- Consensus four-star recruit
- Nation's 12th-best defensive tackle
- New Jersey's second-best recruit
- USA Football International Bowl U-19 selection
- 178 tackles during prep career
- Enjoys fishing and playing chess

TACKLES	G	UA	A	Total	TFL	PD	FF	FR	Blkd	QBH
2018	10	5	8	13	2.0	0	0	0	0	1
TOTAL	10	5	8	13	2.0	0	0	0	0	1

DE  **97 • Dylan Jackson • 6-6 • 264 • Senior • Maryville, Tenn. • Maryville • @Dylan_Jackson79**


- Majoring in political science
- Two-time Pac-12 All-Academic
- Career-high seven tackles, first career sack vs. Arizona State in 2017
- Tennessee's 11th-best recruit
- Led prep team to three state titles
- Enjoys clay pigeon shooting

TACKLES	G	UA	A	Total	TFL	PD	FF	FR	Blkd	QBH
2016	13	11	3	14	1.0	0	0	1	0	1
2017	14	9	27	36	1.5	0	0	1	0	1
2018	11	13	21	34	1.0	1	0	0	0	0
TOTAL	38	33	51	84	3.5	1	0	2	0	2

DE  **51 • Jovan Swann • 6-2 • 271 • Junior • Greenwood, Ind. • Center Grove • @jswann**

- Majoring in human biology
- Spent summer of 2018 as cardiothoracic intern at Stanford Hospital
- 2017 Pac-12 All-Academic second team
- Interception in career debut vs. Rice in 2017
- Matched career high with six tackles in 2017 Pac-12 Championship Game vs. USC
- Aspiring grill master

TACKLES	G	UA	A	Total	TFL	PD	FF	FR	Blkd	QBH
2017	14	12	13	25	3.5	1	1	0	0	6
2018	11	15	11	26	7.0	2	0	1	0	0
TOTAL	25	27	24	51	10.5	3	1	1	0	6

DE  **23 • Ryan Johnson • 6-4 • 262 • Sophomore • Axis, Ala. • St. Paul's Episcopal • @ryanjohnson 50**


- Consensus four-star recruit
- Alabama's seventh-best recruit
- 2016 Alabama 5A Lineman of the Year
- Led team to state titles in 2014 and 2015
- 85 tackles, 10 sacks, one interception, three forced fumbles as a senior
- Brother, Trai, played football at Alabama A&M

TACKLES	G	UA	A	Total	TFL	PD	FF	FR	Blkd	QBH
2018	6	1	4	5	0.0	0	0	0	0	1
TOTAL	6	1	4	5	0.0	0	0	0	0	1

DE  **34 • Thomas Booker • 6-4 • 279 • Freshman • Ellicott City, Md. • Gilman • @TheThomasBooker**


- Four tackles and one sack in his collegiate debut (Aug. 31 vs. San Diego State)
- First career interception vs. UC Davis, fumble recovery at Arizona State
- Led team to Maryland Interscholastic Athletics Association Indoor Track Championships title
- Father, Earl, played football at Wisconsin, started at outside linebacker as a freshman
- Sister, Sydney, played tennis at Princeton before graduating from law school at Duke
- Chinese Honor Society • Attended Stanford High School Summer College Program

TACKLES	G	UA	A	Total	TFL	PD	FF	FR	Blkd	QBH
2018	11	8	11	19	3.5	2	0	1	0	0
TOTAL	11	8	11	19	3.5	2	0	1	0	0

DE  **91 • Thomas Schaffer • 6-6 • 290 • Junior • Vienna, Austria • Lake Forest Academy (Ill.) • @Thschaffer**


- Majoring in science, technology and society
- Nation's 21st-best strong-side defensive end by 247Sports
- First Austrian ever to play FBS football
- Team Austria's youngest player ever
- Born in Vienna, Austria
- Enjoys solving Rubik's Cubes, Sudoku, playing the ukulele and hiking

TACKLES	G	UA	A	Total	TFL	PD	FF	FR	Blkd	QBH
2017	3	0	1	1	0.0	0	0	0	0	0
2018	3	2	0	2	0.0	0	0	0	0	0
TOTAL	6	2	1	3	0.0	0	0	0	0	0

ILB  **20 • Bobby Okereke • 6-3 • 234 • 5th • Santa Ana, Calif. • Foothill • @BobbyOkereke**

- Earned undergraduate degree in management, science and engineering
- Earning master's degree in media studies
- 2018 Lott IMPACT Trophy, Butkus Award and Bednarik Award watch lists
- 2017 All-Pac-12 honorable mention
- At least five tackles in 21 of past 24 games
- First generation American • Eagle Scout • Performed in Carnegie Hall with high school choir

TACKLES	G	UA	A	Total	TFL	PD	FF	FR	Blkd	QBH
2015	11	2	5	7	0.0	1	0	0	0	0
2016	13	12	29	41	4.0	1	0	0	0	1
2017	14	48	48	96	7.5	2	1	0	0	4
2018	11	43	35	78	5.5	4	1	1	0	3
TOTAL	49	105	117	222	17.0	8	2	1	0	8

ILB  **27 • Sean Barton • 6-3 • 224 • Senior • North Salt Lake, Utah • Woods Cross • @s_b9rton**

- Majoring in international relations
- Nine tackles in season opener vs. San Diego State, career-high 10 tackles vs. USC
- Season-ending injury in third week of 2017 campaign, started every game this season
- 2016 Pac-12 All-Academic second team
- Four-star recruit • 3,846 total yards and 43 touchdowns during prep career
- Signed in 2013 before serving a two-year LDS church mission in Benin

TACKLES	G	UA	A	Total	TFL	PD	FF	FR	Blkd	QBH
2016	13	21	14	35	5.5	0	1	1	0	0
2017	3	8	6	14	1.0	0	1	0	0	0
2018	11	38	37	75	2.5	2	1	1	0	3
TOTAL	27	67	57	124	9.0	2	3	2	0	3




ILB		31 • Mustafa Branch • 5-11 • 212 • Senior • Bellevue, Wash. • Bellevue	<ul style="list-style-type: none"> • Majoring in product design • Prep team named 2012 national champions by Sports Illustrated • Cousins, Deion and Cliff Branch, played professionally in the NFL • Oil painting enthusiast • Enjoys computer programming • Spends free time watching the Discovery Channel 	<table border="1"> <thead> <tr> <th>TACKLES</th> <th>G</th> <th>UA</th> <th>A</th> <th>Total</th> <th>TFL</th> <th>PD</th> <th>FF</th> <th>FR</th> <th>Blkd</th> <th>QBH</th> </tr> </thead> <tbody> <tr> <td>2015</td> <td>14</td> <td>8</td> <td>10</td> <td>18</td> <td>0.0</td> <td>0</td> <td>0</td> <td>0</td> <td>0</td> <td>0</td> </tr> <tr> <td>2016</td> <td>13</td> <td>21</td> <td>7</td> <td>28</td> <td>0.5</td> <td>1</td> <td>0</td> <td>0</td> <td>0</td> <td>0</td> </tr> <tr> <td>2017</td> <td>8</td> <td>7</td> <td>7</td> <td>14</td> <td>0.5</td> <td>0</td> <td>0</td> <td>0</td> <td>0</td> <td>0</td> </tr> <tr> <td>2018</td> <td>9</td> <td>12</td> <td>21</td> <td>33</td> <td>2.0</td> <td>1</td> <td>0</td> <td>0</td> <td>0</td> <td>1</td> </tr> <tr> <td>TOTAL</td> <td>44</td> <td>48</td> <td>45</td> <td>93</td> <td>3.0</td> <td>2</td> <td>0</td> <td>0</td> <td>0</td> <td>1</td> </tr> </tbody> </table>	TACKLES	G	UA	A	Total	TFL	PD	FF	FR	Blkd	QBH	2015	14	8	10	18	0.0	0	0	0	0	0	2016	13	21	7	28	0.5	1	0	0	0	0	2017	8	7	7	14	0.5	0	0	0	0	0	2018	9	12	21	33	2.0	1	0	0	0	1	TOTAL	44	48	45	93	3.0	2	0	0	0	1
		TACKLES	G	UA	A	Total	TFL	PD	FF	FR	Blkd	QBH																																																										
2015	14	8	10	18	0.0	0	0	0	0	0																																																												
2016	13	21	7	28	0.5	1	0	0	0	0																																																												
2017	8	7	7	14	0.5	0	0	0	0	0																																																												
2018	9	12	21	33	2.0	1	0	0	0	1																																																												
TOTAL	44	48	45	93	3.0	2	0	0	0	1																																																												
ILB		25 • Andrew Pryts • 6-1 • 222 • Junior • Hermitage, Pa. • Hermitage • @andrewpryts25	<ul style="list-style-type: none"> • Majoring in economics • Four-star recruit • Nation's 14th-best safety by 247Sports • Pennsylvania's third-best recruit by Scout • Father, Ed, played football at Penn State and signed with the Houston Oilers • Enjoys fishing 	<table border="1"> <thead> <tr> <th>TACKLES</th> <th>G</th> <th>UA</th> <th>A</th> <th>Total</th> <th>TFL</th> <th>PD</th> <th>FF</th> <th>FR</th> <th>Blkd</th> <th>QBH</th> </tr> </thead> <tbody> <tr> <td>2017</td> <td>3</td> <td>0</td> <td>0</td> <td>0</td> <td>0.0</td> <td>0</td> <td>0</td> <td>0</td> <td>0</td> <td>0</td> </tr> <tr> <td>2018</td> <td>10</td> <td>4</td> <td>3</td> <td>7</td> <td>0.0</td> <td>0</td> <td>0</td> <td>0</td> <td>0</td> <td>0</td> </tr> <tr> <td>TOTAL</td> <td>13</td> <td>4</td> <td>3</td> <td>7</td> <td>0.0</td> <td>0</td> <td>0</td> <td>0</td> <td>0</td> <td>0</td> </tr> </tbody> </table>	TACKLES	G	UA	A	Total	TFL	PD	FF	FR	Blkd	QBH	2017	3	0	0	0	0.0	0	0	0	0	0	2018	10	4	3	7	0.0	0	0	0	0	0	TOTAL	13	4	3	7	0.0	0	0	0	0	0																						
		TACKLES	G	UA	A	Total	TFL	PD	FF	FR	Blkd	QBH																																																										
2017	3	0	0	0	0.0	0	0	0	0	0																																																												
2018	10	4	3	7	0.0	0	0	0	0	0																																																												
TOTAL	13	4	3	7	0.0	0	0	0	0	0																																																												
OLB		32 • Joey Alfieri • 6-3 • 239 • 5th • Portland, Ore. • Jesuit • @jalferi4	<ul style="list-style-type: none"> • Majoring in management science and engineering • 80-yard fumble return for touchdown in comeback win at Oregon • 2017 Pac-12 All-Academic honorable mention • 2016 All-Pac-12 honorable mention • Father, Phil, played football at Oregon State • Mother, Kelly, ran track at Oregon State • Brother, Nick, played football at Georgetown and professionally for Schwabisch Hall Unicorns 	<table border="1"> <thead> <tr> <th>TACKLES</th> <th>G</th> <th>UA</th> <th>A</th> <th>Total</th> <th>TFL</th> <th>PD</th> <th>FF</th> <th>FR</th> <th>Blkd</th> <th>QBH</th> </tr> </thead> <tbody> <tr> <td>2015</td> <td>14</td> <td>23</td> <td>17</td> <td>40</td> <td>7.0</td> <td>0</td> <td>0</td> <td>1</td> <td>0</td> <td>5</td> </tr> <tr> <td>2016</td> <td>13</td> <td>30</td> <td>21</td> <td>51</td> <td>10.5</td> <td>3</td> <td>1</td> <td>0</td> <td>0</td> <td>9</td> </tr> <tr> <td>2017</td> <td>13</td> <td>15</td> <td>22</td> <td>37</td> <td>3.5</td> <td>0</td> <td>0</td> <td>0</td> <td>0</td> <td>2</td> </tr> <tr> <td>2018</td> <td>8</td> <td>18</td> <td>15</td> <td>33</td> <td>5.5</td> <td>2</td> <td>1</td> <td>1</td> <td>0</td> <td>3</td> </tr> <tr> <td>TOTAL</td> <td>48</td> <td>86</td> <td>75</td> <td>161</td> <td>26.5</td> <td>5</td> <td>2</td> <td>2</td> <td>0</td> <td>19</td> </tr> </tbody> </table>	TACKLES	G	UA	A	Total	TFL	PD	FF	FR	Blkd	QBH	2015	14	23	17	40	7.0	0	0	1	0	5	2016	13	30	21	51	10.5	3	1	0	0	9	2017	13	15	22	37	3.5	0	0	0	0	2	2018	8	18	15	33	5.5	2	1	1	0	3	TOTAL	48	86	75	161	26.5	5	2	2	0	19
		TACKLES	G	UA	A	Total	TFL	PD	FF	FR	Blkd	QBH																																																										
2015	14	23	17	40	7.0	0	0	1	0	5																																																												
2016	13	30	21	51	10.5	3	1	0	0	9																																																												
2017	13	15	22	37	3.5	0	0	0	0	2																																																												
2018	8	18	15	33	5.5	2	1	1	0	3																																																												
TOTAL	48	86	75	161	26.5	5	2	2	0	19																																																												
OLB		52 • Casey Toohill • 6-4 • 248 • Senior • San Diego, Calif. • Cathedral Catholic • @CaseyToohill	<ul style="list-style-type: none"> • Majoring in political science • Missed four games due to arm injury • 2017 CoSIDA Academic All-District; Two-time Pac-12 All-Academic • Career-high eight tackles in win over USC • Blocked extra point, two solo tackles at Washington in 2016 • Enjoys yoga, hiking and surfing 	<table border="1"> <thead> <tr> <th>TACKLES</th> <th>G</th> <th>UA</th> <th>A</th> <th>Total</th> <th>TFL</th> <th>PD</th> <th>FF</th> <th>FR</th> <th>Blkd</th> <th>QBH</th> </tr> </thead> <tbody> <tr> <td>2016</td> <td>13</td> <td>11</td> <td>11</td> <td>22</td> <td>2.5</td> <td>0</td> <td>0</td> <td>0</td> <td>1</td> <td>2</td> </tr> <tr> <td>2017</td> <td>14</td> <td>10</td> <td>11</td> <td>21</td> <td>4.0</td> <td>1</td> <td>0</td> <td>1</td> <td>0</td> <td>2</td> </tr> <tr> <td>2018</td> <td>6</td> <td>9</td> <td>13</td> <td>22</td> <td>4.0</td> <td>2</td> <td>0</td> <td>0</td> <td>0</td> <td>3</td> </tr> <tr> <td>TOTAL</td> <td>33</td> <td>30</td> <td>35</td> <td>65</td> <td>10.5</td> <td>3</td> <td>0</td> <td>1</td> <td>1</td> <td>7</td> </tr> </tbody> </table>	TACKLES	G	UA	A	Total	TFL	PD	FF	FR	Blkd	QBH	2016	13	11	11	22	2.5	0	0	0	1	2	2017	14	10	11	21	4.0	1	0	1	0	2	2018	6	9	13	22	4.0	2	0	0	0	3	TOTAL	33	30	35	65	10.5	3	0	1	1	7											
		TACKLES	G	UA	A	Total	TFL	PD	FF	FR	Blkd	QBH																																																										
2016	13	11	11	22	2.5	0	0	0	1	2																																																												
2017	14	10	11	21	4.0	1	0	1	0	2																																																												
2018	6	9	13	22	4.0	2	0	0	0	3																																																												
TOTAL	33	30	35	65	10.5	3	0	1	1	7																																																												
OLB		10 • Jordan Fox • 6-3 • 227 • Junior • Plainfield, N.J. • St. Peter's • @J_Fox10	<ul style="list-style-type: none"> • Majoring in political science • First career start at Oregon, led team with nine tackles and 1.5 sacks • Father, Daniel, is from Cuba, and mother, Donnette, is from Aruba • Brother, James, wrestled at Harvard • Enjoys skiing, pond hockey and pottery • Starred in commercials as a child 	<table border="1"> <thead> <tr> <th>TACKLES</th> <th>G</th> <th>UA</th> <th>A</th> <th>Total</th> <th>TFL</th> <th>PD</th> <th>FF</th> <th>FR</th> <th>Blkd</th> <th>QBH</th> </tr> </thead> <tbody> <tr> <td>2017</td> <td>11</td> <td>9</td> <td>5</td> <td>14</td> <td>1.5</td> <td>0</td> <td>1</td> <td>1</td> <td>0</td> <td>1</td> </tr> <tr> <td>2018</td> <td>11</td> <td>23</td> <td>26</td> <td>49</td> <td>8.5</td> <td>1</td> <td>1</td> <td>0</td> <td>0</td> <td>6</td> </tr> <tr> <td>TOTAL</td> <td>22</td> <td>32</td> <td>31</td> <td>63</td> <td>10.0</td> <td>1</td> <td>2</td> <td>1</td> <td>0</td> <td>7</td> </tr> </tbody> </table>	TACKLES	G	UA	A	Total	TFL	PD	FF	FR	Blkd	QBH	2017	11	9	5	14	1.5	0	1	1	0	1	2018	11	23	26	49	8.5	1	1	0	0	6	TOTAL	22	32	31	63	10.0	1	2	1	0	7																						
		TACKLES	G	UA	A	Total	TFL	PD	FF	FR	Blkd	QBH																																																										
2017	11	9	5	14	1.5	0	1	1	0	1																																																												
2018	11	23	26	49	8.5	1	1	0	0	6																																																												
TOTAL	22	32	31	63	10.0	1	2	1	0	7																																																												
OLB		90 • Gabe Reid • 6-2 • 231 • Sophomore • American Fork, Utah • Timpview • @gabereid90	<ul style="list-style-type: none"> • Served two-year LDS mission in American Samoa • First career sack and career-high five tackles at Notre Dame (Sept. 29) • 251 career tackles and 41 sacks as a prep • Led team to three state titles • Eagle Scout • Served two-year LDS mission in American Samoa • Father, Spencer, played football at BYU and professionally for Carolina Panthers and Indianapolis Colts 	<table border="1"> <thead> <tr> <th>TACKLES</th> <th>G</th> <th>UA</th> <th>A</th> <th>Total</th> <th>TFL</th> <th>PD</th> <th>FF</th> <th>FR</th> <th>Blkd</th> <th>QBH</th> </tr> </thead> <tbody> <tr> <td>2018</td> <td>11</td> <td>17</td> <td>12</td> <td>29</td> <td>5.0</td> <td>0</td> <td>0</td> <td>0</td> <td>0</td> <td>5</td> </tr> <tr> <td>TOTAL</td> <td>11</td> <td>17</td> <td>12</td> <td>29</td> <td>5.0</td> <td>0</td> <td>0</td> <td>0</td> <td>0</td> <td>5</td> </tr> </tbody> </table>	TACKLES	G	UA	A	Total	TFL	PD	FF	FR	Blkd	QBH	2018	11	17	12	29	5.0	0	0	0	0	5	TOTAL	11	17	12	29	5.0	0	0	0	0	5																																	
		TACKLES	G	UA	A	Total	TFL	PD	FF	FR	Blkd	QBH																																																										
2018	11	17	12	29	5.0	0	0	0	0	5																																																												
TOTAL	11	17	12	29	5.0	0	0	0	0	5																																																												
OLB		21 • Curtis Robinson • 6-3 • 232 • Junior • Irvine, Calif. • Mater Dei • @ curtisrobinson	<ul style="list-style-type: none"> • Majoring in political science • Career-best seven tackles and a blocked punt vs. Oregon in 2017 • Five-star recruit • Father, Curtis, played football at Chapman • Mother, Juliet, teaches Spanish at UCLA • Violinist 	<table border="1"> <thead> <tr> <th>TACKLES</th> <th>G</th> <th>UA</th> <th>A</th> <th>Total</th> <th>TFL</th> <th>PD</th> <th>FF</th> <th>FR</th> <th>Blkd</th> <th>QBH</th> </tr> </thead> <tbody> <tr> <td>2016</td> <td>13</td> <td>6</td> <td>7</td> <td>13</td> <td>1.0</td> <td>0</td> <td>0</td> <td>0</td> <td>0</td> <td>0</td> </tr> <tr> <td>2017</td> <td>12</td> <td>10</td> <td>13</td> <td>23</td> <td>1.5</td> <td>2</td> <td>0</td> <td>0</td> <td>1</td> <td>0</td> </tr> <tr> <td>2018</td> <td>2</td> <td>0</td> <td>0</td> <td>0</td> <td>0.0</td> <td>0</td> <td>0</td> <td>0</td> <td>0</td> <td>0</td> </tr> <tr> <td>TOTAL</td> <td>27</td> <td>16</td> <td>20</td> <td>36</td> <td>2.5</td> <td>2</td> <td>0</td> <td>0</td> <td>1</td> <td>0</td> </tr> </tbody> </table>	TACKLES	G	UA	A	Total	TFL	PD	FF	FR	Blkd	QBH	2016	13	6	7	13	1.0	0	0	0	0	0	2017	12	10	13	23	1.5	2	0	0	1	0	2018	2	0	0	0	0.0	0	0	0	0	0	TOTAL	27	16	20	36	2.5	2	0	0	1	0											
		TACKLES	G	UA	A	Total	TFL	PD	FF	FR	Blkd	QBH																																																										
2016	13	6	7	13	1.0	0	0	0	0	0																																																												
2017	12	10	13	23	1.5	2	0	0	1	0																																																												
2018	2	0	0	0	0.0	0	0	0	0	0																																																												
TOTAL	27	16	20	36	2.5	2	0	0	1	0																																																												
CB		13 • Alijah Holder • 6-2 • 188 • 5th • Oceanside, Calif. • Oceanside • @alijahholder96	<ul style="list-style-type: none"> • Earning master's degree in media studies • Earned undergraduate degree in science, technology and society • 2018 Bednarik Award watch list • Two-time Pac-12 All-Academic • Twin brother, Mikah, played football at San Diego State • Saved friend from drowning during summer break 	<table border="1"> <thead> <tr> <th>TACKLES</th> <th>G</th> <th>UA</th> <th>A</th> <th>Total</th> <th>TFL</th> <th>PD</th> <th>FF</th> <th>FR</th> <th>Blkd</th> <th>QBH</th> </tr> </thead> <tbody> <tr> <td>2015</td> <td>13</td> <td>28</td> <td>9</td> <td>37</td> <td>1.0</td> <td>8</td> <td>0</td> <td>0</td> <td>0</td> <td>0</td> </tr> <tr> <td>2016</td> <td>4</td> <td>6</td> <td>4</td> <td>10</td> <td>1.0</td> <td>6</td> <td>1</td> <td>0</td> <td>0</td> <td>0</td> </tr> <tr> <td>2017</td> <td>8</td> <td>17</td> <td>9</td> <td>26</td> <td>2.0</td> <td>4</td> <td>3</td> <td>0</td> <td>0</td> <td>0</td> </tr> <tr> <td>2018</td> <td>10</td> <td>29</td> <td>21</td> <td>50</td> <td>2.5</td> <td>8</td> <td>1</td> <td>0</td> <td>0</td> <td>0</td> </tr> <tr> <td>TOTAL</td> <td>35</td> <td>80</td> <td>43</td> <td>123</td> <td>6.5</td> <td>26</td> <td>5</td> <td>0</td> <td>0</td> <td>0</td> </tr> </tbody> </table>	TACKLES	G	UA	A	Total	TFL	PD	FF	FR	Blkd	QBH	2015	13	28	9	37	1.0	8	0	0	0	0	2016	4	6	4	10	1.0	6	1	0	0	0	2017	8	17	9	26	2.0	4	3	0	0	0	2018	10	29	21	50	2.5	8	1	0	0	0	TOTAL	35	80	43	123	6.5	26	5	0	0	0
		TACKLES	G	UA	A	Total	TFL	PD	FF	FR	Blkd	QBH																																																										
2015	13	28	9	37	1.0	8	0	0	0	0																																																												
2016	4	6	4	10	1.0	6	1	0	0	0																																																												
2017	8	17	9	26	2.0	4	3	0	0	0																																																												
2018	10	29	21	50	2.5	8	1	0	0	0																																																												
TOTAL	35	80	43	123	6.5	26	5	0	0	0																																																												
CB		4 • Alameen Murphy • 5-11 • 198 • 5th • Fort Washington, Md. • Friendly • @KingLeonidus23	<ul style="list-style-type: none"> • Earning master's degree in media studies • Earned undergraduate degree in science, technology and society • Career-high nine tackles in season opener against San Diego State • Game-winning interception in overtime at Oregon • 2018 Wuerffel Trophy watch list • Three-time Pac-12 All-Academic honorable mention 	<table border="1"> <thead> <tr> <th>TACKLES</th> <th>G</th> <th>UA</th> <th>A</th> <th>Total</th> <th>TFL</th> <th>PD</th> <th>FF</th> <th>FR</th> <th>Blkd</th> <th>QBH</th> </tr> </thead> <tbody> <tr> <td>2015</td> <td>14</td> <td>32</td> <td>12</td> <td>44</td> <td>0.5</td> <td>1</td> <td>0</td> <td>0</td> <td>0</td> <td>0</td> </tr> <tr> <td>2016</td> <td>13</td> <td>26</td> <td>10</td> <td>36</td> <td>0.0</td> <td>7</td> <td>0</td> <td>0</td> <td>0</td> <td>0</td> </tr> <tr> <td>2017</td> <td>14</td> <td>33</td> <td>13</td> <td>46</td> <td>1.0</td> <td>3</td> <td>1</td> <td>1</td> <td>0</td> <td>1</td> </tr> <tr> <td>2018</td> <td>11</td> <td>18</td> <td>17</td> <td>35</td> <td>0.5</td> <td>3</td> <td>0</td> <td>0</td> <td>0</td> <td>0</td> </tr> <tr> <td>TOTAL</td> <td>52</td> <td>109</td> <td>52</td> <td>161</td> <td>2.0</td> <td>14</td> <td>1</td> <td>1</td> <td>0</td> <td>1</td> </tr> </tbody> </table>	TACKLES	G	UA	A	Total	TFL	PD	FF	FR	Blkd	QBH	2015	14	32	12	44	0.5	1	0	0	0	0	2016	13	26	10	36	0.0	7	0	0	0	0	2017	14	33	13	46	1.0	3	1	1	0	1	2018	11	18	17	35	0.5	3	0	0	0	0	TOTAL	52	109	52	161	2.0	14	1	1	0	1
		TACKLES	G	UA	A	Total	TFL	PD	FF	FR	Blkd	QBH																																																										
2015	14	32	12	44	0.5	1	0	0	0	0																																																												
2016	13	26	10	36	0.0	7	0	0	0	0																																																												
2017	14	33	13	46	1.0	3	1	1	0	1																																																												
2018	11	18	17	35	0.5	3	0	0	0	0																																																												
TOTAL	52	109	52	161	2.0	14	1	1	0	1																																																												




CB		22 • Obi Eboh • 6-2 • 194 • Junior • Southlake, Texas • Carroll • @obi Eboh3	<ul style="list-style-type: none"> • Majoring in management science and engineering • Career-high six tackles and two pass breakups vs. Oregon State (Nov. 10) • 2017 Pac-12 All-Academic honorable mention • Four-star recruit • 115 career tackles, 32 pass breakups and three fumble recoveries as a prep • First generation American 	<table border="1"> <thead> <tr> <th>TACKLES</th> <th>G</th> <th>UA</th> <th>A</th> <th>Total</th> <th>TFL</th> <th>PD</th> <th>FF</th> <th>FR</th> <th>Blkd</th> <th>QBH</th> </tr> </thead> <tbody> <tr> <td>2016</td> <td>0</td> <td>0</td> <td>0</td> <td>0</td> <td>0.0</td> <td>0</td> <td>0</td> <td>0</td> <td>0</td> <td>0</td> </tr> <tr> <td>2017</td> <td>14</td> <td>0</td> <td>1</td> <td>1</td> <td>0.0</td> <td>0</td> <td>0</td> <td>0</td> <td>0</td> <td>0</td> </tr> <tr> <td>2018</td> <td>11</td> <td>6</td> <td>5</td> <td>11</td> <td>0.0</td> <td>4</td> <td>0</td> <td>0</td> <td>0</td> <td>0</td> </tr> <tr> <td>TOTAL</td> <td>25</td> <td>6</td> <td>6</td> <td>12</td> <td>0.0</td> <td>4</td> <td>0</td> <td>0</td> <td>0</td> <td>0</td> </tr> </tbody> </table>	TACKLES	G	UA	A	Total	TFL	PD	FF	FR	Blkd	QBH	2016	0	0	0	0	0.0	0	0	0	0	0	2017	14	0	1	1	0.0	0	0	0	0	0	2018	11	6	5	11	0.0	4	0	0	0	0	TOTAL	25	6	6	12	0.0	4	0	0	0	0											
		TACKLES	G	UA	A	Total	TFL	PD	FF	FR	Blkd	QBH																																																										
2016	0	0	0	0	0.0	0	0	0	0	0																																																												
2017	14	0	1	1	0.0	0	0	0	0	0																																																												
2018	11	6	5	11	0.0	4	0	0	0	0																																																												
TOTAL	25	6	6	12	0.0	4	0	0	0	0																																																												
CB		11 • Paulson Adebó • 6-1 • 189 • Sophomore • Mansfield, Texas • Mansfield • @vg 3x	<ul style="list-style-type: none"> • Second nationally with 17 pass breakups • Eight tackles, two pass breakups in first collegiate game vs. San Diego State (Aug. 31) • Consensus four-star recruit • Brother, Mouf, played football at Sam Houston State • Enjoys playing guitar and drawing • Hails from same area as Cardinal standout Stepfan Taylor 	<table border="1"> <thead> <tr> <th>TACKLES</th> <th>G</th> <th>UA</th> <th>A</th> <th>Total</th> <th>TFL</th> <th>PD</th> <th>FF</th> <th>FR</th> <th>Blkd</th> <th>QBH</th> </tr> </thead> <tbody> <tr> <td>2018</td> <td>11</td> <td>38</td> <td>19</td> <td>57</td> <td>2.5</td> <td>19</td> <td>0</td> <td>0</td> <td>0</td> <td>0</td> </tr> <tr> <td>TOTAL</td> <td>11</td> <td>38</td> <td>19</td> <td>57</td> <td>2.5</td> <td>19</td> <td>0</td> <td>0</td> <td>0</td> <td>0</td> </tr> </tbody> </table>	TACKLES	G	UA	A	Total	TFL	PD	FF	FR	Blkd	QBH	2018	11	38	19	57	2.5	19	0	0	0	0	TOTAL	11	38	19	57	2.5	19	0	0	0	0																																	
		TACKLES	G	UA	A	Total	TFL	PD	FF	FR	Blkd	QBH																																																										
2018	11	38	19	57	2.5	19	0	0	0	0																																																												
TOTAL	11	38	19	57	2.5	19	0	0	0	0																																																												
CB		29 • Kendall Williamson • 6-1 • 195 • Freshman • Snellville, Ga. • Brookwood • @kentw2018	<ul style="list-style-type: none"> • Led team with career-high seven tackles and 2.0 TFL in win at UCLA (Nov. 24) • Made collegiate debut in win at No. 20 Oregon (Sept. 22) • Four-star recruit by Rivals, 247Sports and PrepStar • Nation's 26th-best cornerback by PrepStar • Two-time Brookwood High School Scholar Athlete with 4.0 grade-point average • Brother, Chris, played football at Florida and Minnesota 	<table border="1"> <thead> <tr> <th>TACKLES</th> <th>G</th> <th>UA</th> <th>A</th> <th>Total</th> <th>TFL</th> <th>PD</th> <th>FF</th> <th>FR</th> <th>Blkd</th> <th>QBH</th> </tr> </thead> <tbody> <tr> <td>2018</td> <td>8</td> <td>8</td> <td>1</td> <td>9</td> <td>2.0</td> <td>1</td> <td>0</td> <td>0</td> <td>0</td> <td>0</td> </tr> <tr> <td>TOTAL</td> <td>8</td> <td>8</td> <td>1</td> <td>9</td> <td>2.0</td> <td>1</td> <td>0</td> <td>0</td> <td>0</td> <td>0</td> </tr> </tbody> </table>	TACKLES	G	UA	A	Total	TFL	PD	FF	FR	Blkd	QBH	2018	8	8	1	9	2.0	1	0	0	0	0	TOTAL	8	8	1	9	2.0	1	0	0	0	0																																	
		TACKLES	G	UA	A	Total	TFL	PD	FF	FR	Blkd	QBH																																																										
2018	8	8	1	9	2.0	1	0	0	0	0																																																												
TOTAL	8	8	1	9	2.0	1	0	0	0	0																																																												
S		5 • Frank Buncom • 6-2 • 206 • Senior • San Diego, Calif. • St. Augustine • @BeastNamedFrank	<ul style="list-style-type: none"> • Majoring in human biology • Aspiring brain surgeon • Two-time Pac-12 All-Academic • Career-high 11 tackles and one forced fumble vs. Washington in 2017 • Six tackles, 26-yard interception return for score vs. Washington State in 2016 • Grandfather, Frank Buncom II, played football at USC and for the San Diego Chargers 	<table border="1"> <thead> <tr> <th>TACKLES</th> <th>G</th> <th>UA</th> <th>A</th> <th>Total</th> <th>TFL</th> <th>PD</th> <th>FF</th> <th>FR</th> <th>Blkd</th> <th>QBH</th> </tr> </thead> <tbody> <tr> <td>2016</td> <td>12</td> <td>10</td> <td>7</td> <td>17</td> <td>0.0</td> <td>6</td> <td>0</td> <td>0</td> <td>0</td> <td>0</td> </tr> <tr> <td>2017</td> <td>14</td> <td>25</td> <td>21</td> <td>46</td> <td>1.0</td> <td>4</td> <td>1</td> <td>1</td> <td>0</td> <td>0</td> </tr> <tr> <td>2018</td> <td>11</td> <td>27</td> <td>18</td> <td>45</td> <td>1.0</td> <td>6</td> <td>0</td> <td>0</td> <td>0</td> <td>0</td> </tr> <tr> <td>TOTAL</td> <td>37</td> <td>62</td> <td>46</td> <td>108</td> <td>2.0</td> <td>16</td> <td>1</td> <td>1</td> <td>0</td> <td>0</td> </tr> </tbody> </table>	TACKLES	G	UA	A	Total	TFL	PD	FF	FR	Blkd	QBH	2016	12	10	7	17	0.0	6	0	0	0	0	2017	14	25	21	46	1.0	4	1	1	0	0	2018	11	27	18	45	1.0	6	0	0	0	0	TOTAL	37	62	46	108	2.0	16	1	1	0	0											
		TACKLES	G	UA	A	Total	TFL	PD	FF	FR	Blkd	QBH																																																										
2016	12	10	7	17	0.0	6	0	0	0	0																																																												
2017	14	25	21	46	1.0	4	1	1	0	0																																																												
2018	11	27	18	45	1.0	6	0	0	0	0																																																												
TOTAL	37	62	46	108	2.0	16	1	1	0	0																																																												
S		9 • Ben Edwards • 6-0 • 199 • Senior • Jacksonville, Fla. • Trinity Christian • @bennyeddd	<ul style="list-style-type: none"> • Majoring in science, technology and society • 2017 Pac-12 All-Academic honorable mention • Team-high seven tackles (six solo) vs. TCU (Alamo Bowl) • Four-star recruit • Father, Ben, lettered in football at Clark Atlanta • Grandfather, Alfred Denson, played football at Florida A&M and professionally for eight seasons 	<table border="1"> <thead> <tr> <th>TACKLES</th> <th>G</th> <th>UA</th> <th>A</th> <th>Total</th> <th>TFL</th> <th>PD</th> <th>FF</th> <th>FR</th> <th>Blkd</th> <th>QBH</th> </tr> </thead> <tbody> <tr> <td>2015</td> <td>14</td> <td>5</td> <td>4</td> <td>9</td> <td>0.0</td> <td>1</td> <td>0</td> <td>0</td> <td>0</td> <td>0</td> </tr> <tr> <td>2016</td> <td>13</td> <td>18</td> <td>11</td> <td>29</td> <td>0.0</td> <td>4</td> <td>0</td> <td>0</td> <td>0</td> <td>0</td> </tr> <tr> <td>2017</td> <td>13</td> <td>21</td> <td>18</td> <td>39</td> <td>0.0</td> <td>4</td> <td>1</td> <td>0</td> <td>0</td> <td>0</td> </tr> <tr> <td>2018</td> <td>3</td> <td>1</td> <td>14</td> <td>15</td> <td>0.0</td> <td>1</td> <td>0</td> <td>0</td> <td>0</td> <td>0</td> </tr> <tr> <td>TOTAL</td> <td>43</td> <td>45</td> <td>47</td> <td>92</td> <td>0.0</td> <td>10</td> <td>1</td> <td>0</td> <td>0</td> <td>0</td> </tr> </tbody> </table>	TACKLES	G	UA	A	Total	TFL	PD	FF	FR	Blkd	QBH	2015	14	5	4	9	0.0	1	0	0	0	0	2016	13	18	11	29	0.0	4	0	0	0	0	2017	13	21	18	39	0.0	4	1	0	0	0	2018	3	1	14	15	0.0	1	0	0	0	0	TOTAL	43	45	47	92	0.0	10	1	0	0	0
		TACKLES	G	UA	A	Total	TFL	PD	FF	FR	Blkd	QBH																																																										
2015	14	5	4	9	0.0	1	0	0	0	0																																																												
2016	13	18	11	29	0.0	4	0	0	0	0																																																												
2017	13	21	18	39	0.0	4	1	0	0	0																																																												
2018	3	1	14	15	0.0	1	0	0	0	0																																																												
TOTAL	43	45	47	92	0.0	10	1	0	0	0																																																												
S		3 • Malik Antoine • 5-11 • 192 • Junior • Baton Rouge, La. • University Laboratory • @MalikAntoine3	<ul style="list-style-type: none"> • Majoring in management science and engineering • 2017 Pac-12 All-Academic • First two career interceptions in back-to-back defensive plays vs. USC (Sept. 8) • Father, Marlon, ran track at Southern • Told middle school teacher he would attend Stanford • Stanford raised over \$100,000 in five days for family after floods destroyed Louisiana home in 2016 	<table border="1"> <thead> <tr> <th>TACKLES</th> <th>G</th> <th>UA</th> <th>A</th> <th>Total</th> <th>TFL</th> <th>PD</th> <th>FF</th> <th>FR</th> <th>Blkd</th> <th>QBH</th> </tr> </thead> <tbody> <tr> <td>2017</td> <td>14</td> <td>17</td> <td>13</td> <td>30</td> <td>0.5</td> <td>4</td> <td>1</td> <td>1</td> <td>0</td> <td>1</td> </tr> <tr> <td>2018</td> <td>10</td> <td>27</td> <td>13</td> <td>40</td> <td>2.0</td> <td>4</td> <td>0</td> <td>0</td> <td>0</td> <td>0</td> </tr> <tr> <td>TOTAL</td> <td>24</td> <td>44</td> <td>26</td> <td>70</td> <td>2.5</td> <td>8</td> <td>1</td> <td>1</td> <td>0</td> <td>1</td> </tr> </tbody> </table>	TACKLES	G	UA	A	Total	TFL	PD	FF	FR	Blkd	QBH	2017	14	17	13	30	0.5	4	1	1	0	1	2018	10	27	13	40	2.0	4	0	0	0	0	TOTAL	24	44	26	70	2.5	8	1	1	0	1																						
		TACKLES	G	UA	A	Total	TFL	PD	FF	FR	Blkd	QBH																																																										
2017	14	17	13	30	0.5	4	1	1	0	1																																																												
2018	10	27	13	40	2.0	4	0	0	0	0																																																												
TOTAL	24	44	26	70	2.5	8	1	1	0	1																																																												
S		18 • Stuart Head • 6-4 • 201 • Sophomore • Woodstock, Ga. • Etowah • @TheStuartHead	<ul style="list-style-type: none"> • Made collegiate debut on Aug. 31 against San Diego State (Aug. 31) • Father, Nigel, played soccer at Kennesaw State, football at Tennessee-Chattanooga • Uncle, Graham Head, played football at Georgia Tech • High school record holder in 4x100 relay • Friend and classmate of Chandler Riggs ("Carl" from The Walking Dead) • Won the shoes off of Chris Paul's feet by beating him in a free throw contest 	<table border="1"> <thead> <tr> <th>TACKLES</th> <th>G</th> <th>UA</th> <th>A</th> <th>Total</th> <th>TFL</th> <th>PD</th> <th>FF</th> <th>FR</th> <th>Blkd</th> <th>QBH</th> </tr> </thead> <tbody> <tr> <td>2018</td> <td>10</td> <td>2</td> <td>0</td> <td>2</td> <td>0.0</td> <td>0</td> <td>0</td> <td>0</td> <td>0</td> <td>0</td> </tr> <tr> <td>TOTAL</td> <td>10</td> <td>2</td> <td>0</td> <td>2</td> <td>0.0</td> <td>0</td> <td>0</td> <td>0</td> <td>0</td> <td>0</td> </tr> </tbody> </table>	TACKLES	G	UA	A	Total	TFL	PD	FF	FR	Blkd	QBH	2018	10	2	0	2	0.0	0	0	0	0	0	TOTAL	10	2	0	2	0.0	0	0	0	0	0																																	
		TACKLES	G	UA	A	Total	TFL	PD	FF	FR	Blkd	QBH																																																										
2018	10	2	0	2	0.0	0	0	0	0	0																																																												
TOTAL	10	2	0	2	0.0	0	0	0	0	0																																																												
S		19 • Noah Williams • 6-0 • 191 • Sophomore • Phoenix, Ariz. • Brophy • @noahw2399	<ul style="list-style-type: none"> • Former walk-on earned scholarship prior to UC Davis game • Forced fumble in final minute of comeback win at No. 20 Oregon (Sept. 22) • 47 tackles, one interception, three blocked kicks in 10 games as a prep senior • National Football Foundation Scholar Athlete Award • Father, Noel played football at St. Lawrence, and brother, Isaiah, swam at St. Louis • State champion swimmer at age 12 	<table border="1"> <thead> <tr> <th>TACKLES</th> <th>G</th> <th>UA</th> <th>A</th> <th>Total</th> <th>TFL</th> <th>PD</th> <th>FF</th> <th>FR</th> <th>Blkd</th> <th>QBH</th> </tr> </thead> <tbody> <tr> <td>2018</td> <td>10</td> <td>1</td> <td>2</td> <td>3</td> <td>0.0</td> <td>1</td> <td>1</td> <td>0</td> <td>0</td> <td>0</td> </tr> <tr> <td>TOTAL</td> <td>10</td> <td>1</td> <td>2</td> <td>3</td> <td>0.0</td> <td>1</td> <td>1</td> <td>0</td> <td>0</td> <td>0</td> </tr> </tbody> </table>	TACKLES	G	UA	A	Total	TFL	PD	FF	FR	Blkd	QBH	2018	10	1	2	3	0.0	1	1	0	0	0	TOTAL	10	1	2	3	0.0	1	1	0	0	0																																	
		TACKLES	G	UA	A	Total	TFL	PD	FF	FR	Blkd	QBH																																																										
2018	10	1	2	3	0.0	1	1	0	0	0																																																												
TOTAL	10	1	2	3	0.0	1	1	0	0	0																																																												
S		2 • Brandon Simmons • 6-0 • 199 • 5th • Mansfield, Texas • Timberview • @DoltForTwo	<ul style="list-style-type: none"> • Majoring in communication • Two-time All-Pac-12 honorable mention • Scored touchdown on blocked punt vs. Oregon in 2017 • Four-star recruit • 302 career tackles as a prep • Father, Kashann, played football at West Virginia 	<table border="1"> <thead> <tr> <th>TACKLES</th> <th>G</th> <th>UA</th> <th>A</th> <th>Total</th> <th>TFL</th> <th>PD</th> <th>FF</th> <th>FR</th> <th>Blkd</th> <th>QBH</th> </tr> </thead> <tbody> <tr> <td>2015</td> <td>13</td> <td>4</td> <td>4</td> <td>8</td> <td>0.0</td> <td>0</td> <td>0</td> <td>0</td> <td>0</td> <td>0</td> </tr> <tr> <td>2016</td> <td>13</td> <td>12</td> <td>3</td> <td>15</td> <td>0.0</td> <td>0</td> <td>0</td> <td>0</td> <td>0</td> <td>0</td> </tr> <tr> <td>2017</td> <td>14</td> <td>21</td> <td>9</td> <td>30</td> <td>0.0</td> <td>2</td> <td>1</td> <td>0</td> <td>0</td> <td>0</td> </tr> <tr> <td>2018</td> <td>4</td> <td>2</td> <td>0</td> <td>2</td> <td>0.0</td> <td>0</td> <td>0</td> <td>0</td> <td>0</td> <td>0</td> </tr> <tr> <td>TOTAL</td> <td>44</td> <td>39</td> <td>16</td> <td>55</td> <td>0.0</td> <td>2</td> <td>1</td> <td>0</td> <td>0</td> <td>0</td> </tr> </tbody> </table>	TACKLES	G	UA	A	Total	TFL	PD	FF	FR	Blkd	QBH	2015	13	4	4	8	0.0	0	0	0	0	0	2016	13	12	3	15	0.0	0	0	0	0	0	2017	14	21	9	30	0.0	2	1	0	0	0	2018	4	2	0	2	0.0	0	0	0	0	0	TOTAL	44	39	16	55	0.0	2	1	0	0	0
		TACKLES	G	UA	A	Total	TFL	PD	FF	FR	Blkd	QBH																																																										
2015	13	4	4	8	0.0	0	0	0	0	0																																																												
2016	13	12	3	15	0.0	0	0	0	0	0																																																												
2017	14	21	9	30	0.0	2	1	0	0	0																																																												
2018	4	2	0	2	0.0	0	0	0	0	0																																																												
TOTAL	44	39	16	55	0.0	2	1	0	0	0																																																												



P  **14 • Jake Bailey • 6-2 • 202 • Senior • Solana Beach, Calif. • Santa Fe Christian • @jakebailey**

- Majoring in science, technology and society
- 2018 Ray Guy Award watch list • AP, Athlon and Sporting News preseason All-America
- Currently Stanford's all-time career punt average leader • Two-time All-Pac-12
- 45.5 yards/punt in 2017 ranked first among Pac-12 players and seventh nationally
- Training to receive pilot's license
- Interned for Dr. Condoleezza Rice

PUNTING	G	No.	Yards	Lg	Avg	TB	FC	I20	50+	BLK
2015	12	10	347	56	34.7	2	0	6	1	0
2016	13	50	2176	61	43.5	2	9	22	13	0
2017	14	57	2586	65	45.4	3	20	24	20	0
2018	11	53	2297	66	43.3	8	18	21	14	0
TOTAL	50	170	7406	66	43.6	15	47	73	48	0

K  **26 • Jet Toner • 6-4 • 201 • Junior • Honolulu, Hawaii • Punahou • @jet_toner**

- Majoring in science, technology and society
- 2018 Lou Groza Award watch list
- 2017 All-Pac-12 honorable mention
- .808 field goal pct. in 2017 ranked fourth among Pac-12 players and 37th nationally
- Sister, Jensen, played soccer at USC, and brother, Leo, played soccer at UC Irvine
- Grandfather, Walter Benjamin Reinhold, graduated from Stanford in 1950

FIELD GOALS	G	FG	LG	FG PCT	PAT	PAT PCT
2017	14	21-26	46	.808	54-54	1.000
2018	9	11-12	46	.917	30-30	1.000
TOTAL	23	32-38	46	.842	84-84	1.000

K  **37 • Collin Riccitelli • 6-0 • 192 • Junior • San Marcos, Calif. • Carlsbad • @criccitelli3**


- Majoring in management science and engineering
- Made 21-yard field goal and two extra points in collegiate debut at Washington (Nov. 3)
- Varsity letters in football (2), soccer (3) and volleyball (1) at Carlsbad HS
- Led high school soccer team to two league championships and 2013 state finals
- 10 of 20 on field goal attempts and 72 of 78 PAT during high school career
- First-team all-league in soccer and football in high school

FIELD GOALS	G	FG	LG	FG PCT	PAT	PAT PCT
2018	1	1-1	21	1.000	8-10	.800
TOTAL	1	1-1	21	1.000	8-10	.800

KO  **14 • Jake Bailey • 6-2 • 202 • Senior • Solana Beach, Calif. • Santa Fe Christian • @jakebailey**


- Majoring in science, technology and society
- 2018 Ray Guy Award watch list • AP, Athlon and Sporting News preseason All-America
- Only allowed two kick returns this year—45 of 53 (85%) of kickoffs for touchbacks this season
- Two-time All-Pac-12
- Training to receive pilot's license
- Interned for Dr. Condoleezza Rice

KICKOFFS	G	No.	TB	OB
2015	12	65	11	6
2016	13	71	44	2
2017	14	83	58	2
2018	11	63	52	2
TOTAL	50	282	165	12


LS  **69 • Richard McNitzky • 6-1 • 201 • Sophomore • San Antonio, Texas • MacArthur • @RichardMcNitzky**

- Majoring in political science
- Starting long snapper since true freshman season in 2016
- Played in every game since stepping on campus (37 straight)
- Nation's second-best long snapper by 247Sports
- 2015 Team Kohls All-America second team
- Started all 32 games of high school career

PARTICIPATION	G
2016	13
2017	14
2018	11
TOTAL	38


HLD  **14 • Jake Bailey • 6-2 • 202 • Senior • Solana Beach, Calif. • Santa Fe Christian • @jakebailey**

- Majoring in science, technology and society
- Really good hands
- Really, really good hands
- Really, really, really good hands
- Really, really, really, really good hands
- Really, really, really, really, really good hands

KR  **22 • Cameron Scarlett • 6-1 • 216 • Senior • Portland, Ore. • Central Catholic • @cam_scarlett11**


- Majoring in science, technology and society
- Fifth all-time at Stanford with 1,569 career kick return yards
- First nationally with 12 kickoff returns of 30 or more yards in 2017
- 1,008 combined kick return yards ranked first among Pac-12 players, second nationally in 2017
- Brother, Brennan, plays professionally for the Houston Texans
- Maternal grandfather, John Evans, was governor of Idaho from 1977-87

KICK RETURNS	G	No.	Yds	TD	Lg	Avg/R	Avg/G
2016	11	4	39	0	15	9.8	3.5
2017	14	39	1008	0	47	25.8	72.0
2018	11	22	522	0	74	23.7	47.5
TOTAL	36	65	1569	0	74	24.1	43.6

PR  **2 • Trent Irwin • 6-2 • 204 • Senior • Valencia, Calif. • Hart • @trenton_4**

- Majoring in science, technology and society
- At least one catch in 39 straight games (seventh-longest streak in the nation)
- Two-time Pac-12 All-Academic honorable mention
- Set California state records in career receptions (285) and receiving yards (5,268)
- Owns and wears over 130 football and basketball jerseys
- Child actor (search on YouTube: "Kraft Velveeta and Rotel")

PUNT RETURNS	G	No.	Yds	TD	Lg	Avg/R	Avg/G
2015	14	0	0	0	0	0.0	0.0
2016	13	0	0	0	0	0.0	0.0
2017	14	8	68	0	16	8.5	4.9
2018	11	14	162	0	39	11.6	14.7
TOTAL	52	22	230	0	39	10.5	4.4



David Shaw • Bradford M. Freeman Director of Football • Stanford '94

- Stanford '94
- 80-26 (.755) overall, 54-17 (.761) conference, 7-3 (.700) postseason
- Winningest coach in school history (passed Pop Warner's 72 wins)
- 34th head coach in Stanford history; fifth alum to hold the position of head football coach
- Eighth season as head coach, 12th season at Stanford
- Led Cardinal to three Pac-12 titles in the past five seasons and a pair of Rose Bowl Game wins in three trips to The Granddaddy of Them All
- Won at least 10 games five times in first six seasons
- 30 wins in first 35 games, third-fastest among active coaches
- Second-fastest coach to reach 50 Pac-12 wins (Pete Carroll)
- Only four-time Pac-12 Coach of the Year (2017, 2015, 2012, 2011)
- Three-time AFCA Regional Coach of the Year (2015, 2013, 2011)
- Four-year letterwinner at Stanford (1991-94) as wide receiver
- Born in San Diego

Season	Overall	Pac-12	Finish	Postseason	Result
2011	11-2	8-1	t-1st (North)	Fiesta Bowl - vs. Oklahoma State	L, 38-41 • OT
2012	12-2	8-1	t-1st (North)	Pac-12 Championship Game - vs. UCLA Rose Bowl Game - vs. Wisconsin	W, 27-24 W, 20-14
2013	11-3	7-2	t-1st (North)	Pac-12 Championship Game - vs. Arizona State Rose Bowl Game - vs. Michigan State	W, 38-14 L, 24-20
2014	8-5	5-4	2nd (North)	Foster Farms Bowl - vs. Maryland	W, 45-21
2015	12-2	8-1	1st (North)	Pac-12 Championship Game - vs. USC Rose Bowl Game - vs. Iowa	W, 41-22 W, 45-16
2016	10-3	6-3	3rd (North)	Sun Bowl - vs. North Carolina	W, 25-23
2017	9-4	7-2	t-1st (North)	Pac-12 Championship Game - vs. USC Alamo Bowl - vs. TCU	L, 31-28 L, 37-39
2018	7-4	5-3	--	--	--
Eighth Season	80-26 (.755)	54-17 (.761)	--	7-3 (.700) in postseason • 4-2 (.667) in bowl games	



Lance Anderson • Willie Shaw Director of Defense • Associate Head Coach

- 12th season at Stanford
- 22nd season overall
- Idaho State '96
- Hails from Rupert, Idaho
- Coached Solomon Thomas, Blake Martinez, Trent Murphy, Harrison Phillips



Tavita Pritchard • Kevin M. Hogan Quarterbacks Coach

- Ninth season at Stanford
- Ninth season overall
- Stanford '09
- Hails from Tacoma, Washington
- Coached Kevin Hogan, Ty Montgomery, Tyler Gaffney, Ryan Hewitt



Duane Akina • Couch Family Defensive Backs Coach

- Fifth season at Stanford
- 39th season overall
- Washington '79
- Hails from Honolulu, Washington
- Coached Justin Reid, Darryll Lewis, Michael Huff, Aaron Ross



Kevin Carberry • Run Game Coordinator • Offensive Line

- First season at Stanford
- 12th season overall
- Ohio '05
- Hails from Oak Lawn, Illinois
- Coached Jason Witten, DeMarco Murray, Trent Williams, Brandon Scherff



Peter Hansen • Inside Linebackers

- Fifth season at Stanford
- Eighth season overall
- Arizona '01
- Hails from Palo Alto, California
- Coached Blake Martinez, Ahmad Brooks, Aldon Smith, Patrick Willis



Ron Gould • Running Backs

- Second season at Stanford
- 29th season overall
- Oregon '88
- Hails from Scottsdale, Arizona
- Coached J.J. Arrington, Marshawn Lynch, C.J. Anderson, Jahvid Best



Diron Reynolds • Defensive Line

- Third season at Stanford
- 19th season overall
- Wake Forest '94
- Hails from Aiken, South Carolina
- Coached Solomon Thomas, Jared Allen, Jason Taylor, Dwight Freeney



Morgan Turner • Tight Ends

- Sixth season at Stanford
- 10th season overall
- Illinois '09
- Hails from Champaign, Illinois
- Coached Coby Fleener, Zach Ertz, Levine Toilolo, Austin Hooper, Dalton Schultz



Pete Alamar • Special Teams Coordinator

- Seventh season at Stanford
- 34th season overall
- Cal Lutheran '83
- Hails from Thousand Oaks, California
- Coached Christian McCaffrey, Conrad Ukropina, Ty Montgomery



Bobby Kennedy • Wide Receivers

- First season at Stanford
- 29th season overall
- Northern Colorado '89
- Hails from Denver, Colorado
- Coached Toney Clemons, Jordan Shipley and Quan Cosby, Marcus Harris



2	Irwin, Trenton	WR	6-2	204	Sr.	Valencia, Calif. (Hart)	52	Toohill, Casey	OLB	6-4	248	Sr.	San Diego, Calif. (Cathedral Catholic)
2	Simmons, Brandon	SS	6-0	199	5th	Mansfield, Texas (Timberview)	53	Chapman, Jack	LS	6-2	215	Fr.	Moran, Wyo. (Boca Raton [Fla.])
3	Antoine, Malik	FS	5-11	192	Jr.	Baton Rouge, La. (University Laboratory)	54	Wilson, Nick	OG	6-3	273	Sr.	Milton, Ga. (Milton)
3	Costello, K.J.	QB	6-5	215	Jr.	Coto de Caza, Calif. (Santa Margarita Catholic)	55	Powell, Dylan	OG/C	6-3	281	Jr.	New London, Mo. (Hannibal)
4	Murphy, Alameen	CB	5-11	198	5th	Fort Washington, Md. (Friendly)	56	Lynch, Jake	OLB	6-2	220	Fr.	Del Mar, Calif. (Cathedral Catholic)
4	Wilson, Michael	WR	6-2	200	Fr.	Simi Valley, Calif. (Chaminade)	57	Williams, Michael	DT	6-2	293	Jr.	Fort Worth, Texas (All Saints' Episcopal)
5	Buncom, Frank	FS	6-2	206	Sr.	San Diego, Calif. (St. Augustine)	58	Boles, Dylan	DE	6-4	262	So.	Adel, Iowa (Van Meter)
5	Wedington, Connor	WR	6-0	198	So.	Lake Tapps, Wash. (Sumner)	63	Herbig, Nate	OG	6-4	334	Jr.	Kalaheo, Hawaii (Saint Louis)
6	Fox, Andres	DE	6-4	240	Fr.	Mobile, Ala. (Mobile Christian)	65	Chaffin, Brian	C	6-2	275	Sr.	Harrisburg, N.C. (Charlotte Christian)
6	Williams, Reagan	FB	6-3	220	Sr.	Jackson, Ohio (Jackson)	69	McNitzky, Richard	LS	6-1	209	Jr.	San Antonio, Texas (MacArthur)
8	Butler, Treyjohn	CB	5-11	197	Jr.	Rancho Cucamonga, Calif. (Etiwanda)	71	Fanaika, Brandon	OG	6-3	315	5th	Pleasant Grove, Utah (Pleasant Grove)
8	Stewart, Donald	WR	6-4	200	Jr.	Hillside, N.J. (Paramus Catholic)	72	Little, Walker	OT	6-7	313	So.	Houston, Texas (Episcopal)
9	Edwards, Ben	SS	6-0	199	Sr.	Jacksonville, Fla. (Trinity Christian)	73	Burkett, Jesse	C	6-4	300	5th	St. Augustine, Fla. (Bartram Trail)
9	St. Brown, Osiris	WR	6-2	186	So.	Brea, Calif. (Mater Dei)	74	Hamilton, Devery	OT	6-7	287	Jr.	Ellicott City, Md. (Gilman)
10	Fox, Jordan	OLB	6-3	227	Jr.	Plainfield, N.J. (St. Peter's)	75	Hall, A.T.	OT	6-5	299	5th	Glendale, Ariz. (Brophy)
10	West, Jack	QB	6-4	210	Fr.	Saraland, Ala. (Saraland)	76	Pease, Grant	OT	6-4	250	Fr.	Charlotte, N.C. (Ardrey Kell)
11	Adebo, Paulson	CB	6-1	189	So.	Mansfield, Texas (Mansfield)	77	Keck, Thunder	OLB	6-3	230	So.	Northfield, N.H. (Hotchkiss [Conn.])
11	Schwartz, Harry	WR	6-0	189	Jr.	Los Angeles, Calif. (Brentwood)	78	Hattis, Henry	OT	6-6	291	Jr.	Rio Rancho, N.M. (Cleveland)
13	Fehoko, Simi	WR	6-4	210	Fr.	Sandy, Utah (Brighton)	79	Sarell, Foster	OT	6-7	314	So.	Graham, Wash. (Graham-Kapowsin)
13	Holder, Alijah	CB	6-2	188	5th	Oceanside, Calif. (Oceanside)	80	Harrington, Scooter	TE	6-5	250	Jr.	Riverside, Conn. (Greenwich)
14	Bailey, Jake	P	6-2	202	Sr.	Solana Beach, Calif. (Santa Fe Christian)	81	Tremayne, Brycen	WR	6-4	185	Fr.	Los Angeles, Calif. (Venice)
14	Magnum-Farrar, Jacob	ILB	6-4	223	Fr.	Sugar Land, Texas (Kemper)	82	Smith, Kaden	TE	6-5	252	Jr.	Flower Mound, Texas (Marcus)
15	Mills, Davis	QB	6-4	220	So.	Duluth, Ga. (Greater Atlanta Christian)	83	Buzzell, Cameron	WR	5-10	170	So.	Neah Bay, Wash. (Neah Bay)
15	Perez, Jordan	ILB	6-2	228	5th	Carlsbad, Calif. (Carlsbad)	84	Parkinson, Colby	TE	6-7	240	So.	Simi Valley, Calif. (Oaks Christian)
17	Plautz, Dylan	QB	6-2	200	Fr.	Omaha, Neb. (Westside)	85	McCombs, Kyle	TE	6-5	233	So.	Laguna Beach, Calif. (St. John Bosco)
18	Head, Stuart	SS	6-4	201	So.	Woodstock, Ga. (Etowah)	86	Krishnamurthi, Sidhart	WR	5-11	176	Sr.	Saratoga, Calif. (Harker)
18	Richardson, Jack	QB	6-5	213	Jr.	Salinas, Calif. (Palma)	87	Snyder, Ben	FB	6-4	249	Sr.	Crystal Bay, Nev. (Incline)
19	Arcega-Whiteside, JJ	WR	6-3	225	Sr.	Inman, S.C. (Dorman)	88	Fisk, Tucker	TE	6-4	260	So.	Davis, Calif. (Davis Senior)
19	Williams, Noah	FS	6-0	191	So.	Phoenix, Ariz. (Brophy)	90	Reid, Gabe	OLB	6-2	231	So.	American Fork, Utah (Timpview)
20	Love, Bryce	RB	5-10	202	Sr.	Wake Forest, N.C. (Wake Forest)	91	Schaffer, Thomas	DE	6-7	290	Jr.	Vienna, Austria (Lake Forest Academy [Ill.])
20	Okereke, Bobby	ILB	6-3	234	5th	Santa Ana, Calif. (Foothill)	93	LaBounty, Trey	DE	6-7	235	Fr.	Lynden, Wash. (Lynden)
21	Brandt-Sims, Isaiah	WR	5-11	178	5th	Wenatchee, Wash. (Wenatchee)	97	Jackson, Dylan	DE	6-6	264	Sr.	Maryville, Tenn. (Maryville)
21	Robinson, Curtis	OLB	6-3	232	Jr.	Irvine, Calif. (Mater Dei)	99	Peek, Bo	DT	6-3	296	Jr.	Tampa, Fla. (Plant)
22	Eboh, Obi	CB	6-2	194	Jr.	Southlake, Texas (Carroll)							
22	Scarlett, Cameron	RB	6-1	216	Sr.	Portland, Ore. (Central Catholic)							
23	Johnson, Ryan	DE	6-4	262	So.	Axis, Ala. (St. Paul's Episcopal)							
23	Speights, Trevor	RB	5-11	209	Jr.	McAllen, Texas (Memorial)							
24	Symonds, Jay	FB	6-3	247	Fr.	Melrose, Mass. (Buckingham Browne & Nichols)							
24	Wade-Perry, Dalyn	DT	6-4	316	So.	Englewood, N.J. (Pope John XXIII)							
25	Pryts, Andrew	ILB	6-1	222	Jr.	Hermitage, Pa. (Hermitage)							
25	Woods, Justus	RB	6-1	211	Fr.	Weddington, N.C. (Charlotte Christian)							
26	Parson, J.J.	CB	5-10	175	Jr.	Chandler, Ariz. (Hamilton)							
26	Toner, Jet	K	6-4	201	Jr.	Honolulu, Hawaii (Punahou)							
27	Barton, Sean	ILB	6-3	224	Sr.	North Salt Lake, Utah (Woods Cross)							
27	Beall, Charlie	P	6-2	206	Sr.	Newport Coast, Calif. (St. Margaret's Episcopal)							
28	Logan, Donjae	CB	5-11	178	Fr.	Mesa, Ariz. (Desert Ridge)							
28	Maddox, Dorian	RB	5-10	202	Jr.	Bowie, Md. (Gilman)							
29	Williamson, Kendall	CB	6-1	195	Fr.	Snellville, Ga. (Brookwood)							
30	Bonner, Ethan	CB	6-1	181	Fr.	The Woodlands, Texas (The Woodlands)							
30	McFarlane, Cameron	RB	6-0	200	Fr.	Pasadena, Calif. (Polytechnic)							
31	Branch, Mustafa	ILB	5-11	212	Sr.	Bellevue, Wash. (Bellevue)							
32	Alfieri, Joey	OLB	6-3	239	5th	Portland, Ore. (Jesuit)							
33	Gracey, Alex	P	6-3	195	Fr.	Atlanta, Ga. (Westminster)							
34	Booker, Thomas	DE	6-4	279	Fr.	Ellicott City, Md. (Gilman)							
34	Heimuli, Houston	FB	5-11	244	So.	Woods Cross, Utah (Bountiful)							
35	Umerah, Tobe	OLB	6-4	239	Fr.	Macon, Ga. (Stratford)							
37	Riccitelli, Collin	K	6-0	196	Jr.	San Marcos, Calif. (Carlsbad)							
40	Trinh, Anthony	OLB	6-2	239	Jr.	Duluth, Ga. (Pace)							
42	Phillips, Caleb	OLB	6-5	215	So.	Encinitas, Calif. (Santa Fe Christian)							
43	Beecher, Ryan	ILB	6-1	245	Sr.	Fresno, Calif. (San Joaquin Memorial)							
44	Kelly, Caleb	OLB	6-3	213	Fr.	Fairburn, Ga. (Hapeville Charter)							
44	Le, Taeveon	TE	6-4	230	Fr.	Newport Beach, Calif. (Corona del Mar)							
45	Miezan, Ricky	ILB	6-2	248	Fr.	Alexandria, Va. (Episcopal)							
47	Kaufusi, Tangalao	OLB	6-3	245	Fr.	Salt Lake City, Utah (East)							
49	Burik, Lewis	ILB	5-10	205	Sr.	Chicago, Ill. (Saint Ignatius)							
49	Petrucci, Kyle	LS	6-6	230	Fr.	Newport Coast, Calif. (Corona del Mar)							
50	Stratford, Trey	OG/OT	6-4	258	Fr.	Allen, Texas (Allen)							
51	Dalman, Drew	C	6-3	279	So.	Salinas, Calif. (Palma)							
51	Swann, Jovan	DE	6-2	271	Jr.	Greenwood, Ind. (Center Grove)							



32	Alferi, Joey	OLB	6-3	239	5th	Portland, Ore. (Jesuit)	11	Adebo, Paulson	CB	6-1	189	So.	Mansfield, Texas (Mansfield)
21	Brandt-Sims, Isaiah	WR	5-11	178	5th	Wenatchee, Wash. (Wenatchee)	58	Boles, Dylan	DE	6-4	262	So.	Adel, Iowa (Van Meter)
73	Burkett, Jesse	C	6-4	300	5th	St. Augustine, Fla. (Bartram Trail)	83	Buzzell, Cameron	WR	5-10	170	So.	Neah Bay, Wash. (Neah Bay)
71	Fanaika, Brandon	OG	6-3	315	5th	Pleasant Grove, Utah (Pleasant Grove)	51	Dalman, Drew	C	6-3	279	So.	Salinas, Calif. (Palma)
75	Hall, A.T.	OT	6-5	299	5th	Glendale, Ariz. (Brophy)	88	Fisk, Tucker	TE	6-4	260	So.	Davis, Calif. (Davis Senior)
13	Holder, Alijah	CB	6-2	188	5th	Oceanside, Calif. (Oceanside)	18	Head, Stuart	SS	6-4	201	So.	Woodstock, Ga. (Etowah)
4	Murphy, Alameen	CB	5-11	198	5th	Fort Washington, Md. (Friendly)	34	Heimuli, Houston	FB	5-11	244	So.	Woods Cross, Utah (Bountiful)
20	Okereke, Bobby	ILB	6-3	234	5th	Santa Ana, Calif. (Foothill)	23	Johnson, Ryan	DE	6-4	262	So.	Axis, Ala. (St. Paul's Episcopal)
15	Perez, Jordan	ILB	6-2	228	5th	Carlsbad, Calif. (Carlsbad)	77	Keck, Thunder	OLB	6-3	230	So.	Northfield, N.H. (Hotchkiss [Conn.])
2	Simmons, Brandon	SS	6-0	199	5th	Mansfield, Texas (Timberview)	72	Little, Walker	OT	6-7	313	So.	Houston, Texas (Episcopal)
19	Arcega-Whiteside, JJ	WR	6-3	225	Sr.	Inman, S.C. (Dorman)	85	McCombs, Kyle	TE	6-5	233	So.	Laguna Beach, Calif. (St. John Bosco)
14	Bailey, Jake	P	6-2	202	Sr.	Solana Beach, Calif. (Santa Fe Christian)	15	Mills, Davis	QB	6-4	220	So.	Duluth, Ga. (Greater Atlanta Christian)
27	Barton, Sean	ILB	6-3	224	Sr.	North Salt Lake, Utah (Woods Cross)	84	Parkinson, Colby	TE	6-7	240	So.	Simi Valley, Calif. (Oaks Christian)
27	Beall, Charlie	P	6-2	206	Sr.	Newport Coast, Calif. (St. Margaret's Episcopal)	42	Phillips, Caleb	OLB	6-5	215	So.	Encinitas, Calif. (Santa Fe Christian)
43	Beecher, Ryan	ILB	6-1	245	Sr.	Fresno, Calif. (San Joaquin Memorial)	90	Reid, Gabe	OLB	6-2	231	So.	American Fork, Utah (Timpviev)
31	Branch, Mustafa	ILB	5-11	212	Sr.	Bellevue, Wash. (Bellevue)	79	Sarell, Foster	OT	6-7	314	So.	Graham, Wash. (Graham-Kapowsin)
5	Buncom, Frank	FS	6-2	206	Sr.	San Diego, Calif. (St. Augustine)	9	St. Brown, Osiris	WR	6-2	186	So.	Brea, Calif. (Mater Dei)
49	Burik, Lewis	ILB	5-10	205	Sr.	Chicago, Ill. (Saint Ignatius)	24	Wade-Perry, Dalyn	DT	6-4	316	So.	Englewood, N.J. (Pope John XXIII)
65	Chaffin, Brian	C	6-2	275	Sr.	Harrisburg, N.C. (Charlotte Christian)	5	Wedington, Connor	WR	6-0	198	So.	Lake Tapps, Wash. (Sumner)
9	Edwards, Ben	SS	6-0	199	Sr.	Jacksonville, Fla. (Trinity Christian)	19	Williams, Noah	FS	6-0	191	So.	Phoenix, Ariz. (Brophy)
2	Irwin, Trenton	WR	6-2	204	Sr.	Valencia, Calif. (Hart)	30	Bonner, Ethan	CB	6-1	181	Fr.	The Woodlands, Texas (The Woodlands)
97	Jackson, Dylan	DE	6-6	264	Sr.	Maryville, Tenn. (Maryville)	34	Booker, Thomas	DE	6-4	279	Fr.	Ellicott City, Md. (Gilman)
86	Krishnamurthi, Sidhart	WR	5-11	176	Sr.	Saratoga, Calif. (Harker)	53	Chapman, Jack	LS	6-2	215	Fr.	Moran, Wyo. (Boca Raton [Fla.])
20	Love, Bryce	RB	5-10	202	Sr.	Wake Forest, N.C. (Wake Forest)	13	Fehoko, Simi	WR	6-4	210	Fr.	Sandy, Utah (Brighton)
22	Scarlett, Cameron	RB	6-1	216	Sr.	Portland, Ore. (Central Catholic)	6	Fox, Andres	DE	6-4	240	Fr.	Mobile, Ala. (Mobile Christian)
87	Snyder, Ben	FB	6-4	249	Sr.	Crystal Bay, Nev. (Incline)	33	Gracey, Alex	P	6-3	195	Fr.	Atlanta, Ga. (Westminster)
52	Toohill, Casey	OLB	6-4	248	Sr.	San Diego, Calif. (Cathedral Catholic)	47	Kaufusi, Tangalao	OLB	6-3	245	Fr.	Salt Lake City, Utah (East)
6	Williams, Reagan	FB	6-3	220	Sr.	Jackson, Ohio (Jackson)	44	Kelly, Caleb	OLB	6-3	213	Fr.	Fairburn, Ga. (Hapeville Charter)
54	Wilson, Nick	OG	6-3	273	Sr.	Milton, Ga. (Milton)	93	LaBounty, Trey	DE	6-7	235	Fr.	Lynden, Wash. (Lynden)
3	Antoine, Malik	FS	5-11	192	Jr.	Baton Rouge, La. (University Laboratory)	44	Le, Taeveon	TE	6-4	230	Fr.	Newport Beach, Calif. (Corona del Mar)
8	Butler, Treyjohn	CB	5-11	197	Jr.	Rancho Cucamonga, Calif. (Etiwanda)	28	Logan, Donjae	CB	5-11	178	Fr.	Mesa, Ariz. (Desert Ridge)
3	Costello, K.J.	QB	6-5	215	Jr.	Coto de Caza, Calif. (Santa Margarita Catholic)	56	Lynch, Jake	OLB	6-2	220	Fr.	Del Mar, Calif. (Cathedral Catholic)
22	Eboh, Obi	CB	6-2	194	Jr.	Southlake, Texas (Carroll)	14	Magnum-Farrar, Jacob	ILB	6-4	223	Fr.	Sugar Land, Texas (Kemper)
10	Fox, Jordan	OLB	6-3	227	Jr.	Plainfield, N.J. (St. Peter's)	30	McFarlane, Cameron	RB	6-0	200	Fr.	Pasadena, Calif. (Polytechnic)
74	Hamilton, Devery	OT	6-7	287	Jr.	Ellicott City, Md. (Gilman)	45	Miezan, Ricky	ILB	6-2	248	Fr.	Alexandria, Va. (Episcopal)
80	Harrington, Scooter	TE	6-5	250	Jr.	Riverside, Conn. (Greenwich)	76	Pease, Grant	OT	6-4	250	Fr.	Charlotte, N.C. (Ardrey Kell)
78	Hattis, Henry	OT	6-6	291	Jr.	Rio Rancho, N.M. (Cleveland)	49	Petrucci, Kyle	LS	6-6	230	Fr.	Newport Coast, Calif. (Corona del Mar)
63	Herbig, Nate	OG	6-4	334	Jr.	Kalaheo, Hawaii (Saint Louis)	17	Plautz, Dylan	QB	6-2	200	Fr.	Omaha, Neb. (Westside)
28	Maddox, Dorian	RB	5-10	202	Jr.	Bowie, Md. (Gilman)	50	Stratford, Trey	OG/OT	6-4	258	Fr.	Allen, Texas (Allen)
69	McNitzky, Richard	LS	6-1	209	Jr.	San Antonio, Texas (MacArthur)	24	Symonds, Jay	FB	6-3	247	Fr.	Melrose, Mass. (Buckingham Browne & Nichols)
26	Parson, J.J.	CB	5-10	175	Jr.	Chandler, Ariz. (Hamilton)	81	Tremayne, Brycen	WR	6-4	185	Fr.	Los Angeles, Calif. (Venice)
99	Peek, Bo	DT	6-3	296	Jr.	Tampa, Fla. (Plant)	35	Umerah, Tobe	OLB	6-4	239	Fr.	Macon, Ga. (Stratford)
55	Powell, Dylan	OG/C	6-3	281	Jr.	New London, Mo. (Hannibal)	10	West, Jack	QB	6-4	210	Fr.	Saraland, Ala. (Saraland)
25	Pryts, Andrew	ILB	6-1	222	Jr.	Hermitage, Pa. (Hermitage)	29	Williamson, Kendall	CB	6-1	195	Fr.	Snellville, Ga. (Brookwood)
37	Riccitelli, Collin	K	6-0	196	Jr.	San Marcos, Calif. (Carlsbad)	4	Wilson, Michael	WR	6-2	200	Fr.	Simi Valley, Calif. (Chaminade)
18	Richardson, Jack	QB	6-5	213	Jr.	Salinas, Calif. (Palma)	25	Woods, Justus	RB	6-1	211	Fr.	Weddington, N.C. (Charlotte Christian)
21	Robinson, Curtis	OLB	6-3	232	Jr.	Irvine, Calif. (Mater Dei)							
91	Schaffer, Thomas	DE	6-7	290	Jr.	Vienna, Austria (Lake Forest Academy [Ill.])							
11	Schwartz, Harry	WR	6-0	189	Jr.	Los Angeles, Calif. (Brentwood)							
82	Smith, Kaden	TE	6-5	252	Jr.	Flower Mound, Texas (Marcus)							
23	Speights, Trevor	RB	5-11	209	Jr.	McAllen, Texas (Memorial)							
8	Stewart, Donald	WR	6-4	200	Jr.	Hillside, N.J. (Paramus Catholic)							
51	Swann, Jovan	DE	6-2	271	Jr.	Greenwood, Ind. (Center Grove)							
26	Toner, Jet	K	6-4	201	Jr.	Honolulu, Hawaii (Punahou)							
40	Trinh, Anthony	OLB	6-2	239	Jr.	Duluth, Ga. (Pace)							
57	Williams, Michael	DT	6-2	293	Jr.	Fort Worth, Texas (All Saints' Episcopal)							



Position Roster

3	Costello, K.J.	QB	6-5	215	Jr.	Coto de Caza, Calif. (Santa Margarita Catholic)	97	Jackson, Dylan	DE	6-6	264	Sr.	Maryville, Tenn. (Maryville)
18	Richardson, Jack	QB	6-5	213	Jr.	Salinas, Calif. (Palma)	91	Schaffer, Thomas	DE	6-7	290	Jr.	Vienna, Austria (Lake Forest Academy [Ill.])
15	Mills, Davis	QB	6-4	220	So.	Duluth, Ga. (Greater Atlanta Christian)	51	Swann, Jovan	DE	6-2	271	Jr.	Greenwood, Ind. (Center Grove)
17	Plautz, Dylan	QB	6-2	200	Fr.	Omaha, Neb. (Westside)	58	Boles, Dylan	DE	6-4	262	So.	Adel, Iowa (Van Meter)
10	West, Jack	QB	6-4	210	Fr.	Saraland, Ala. (Saraland)	23	Johnson, Ryan	DE	6-4	262	So.	Axis, Ala. (St. Paul's Episcopal)
							34	Booker, Thomas	DE	6-4	279	Fr.	Ellicott City, Md. (Gilman)
							6	Fox, Andres	DE	6-4	240	Fr.	Mobile, Ala. (Mobile Christian)
20	Love, Bryce	RB	5-10	202	Sr.	Wake Forest, N.C. (Wake Forest)	93	LaBounty, Trey	DE	6-7	235	Fr.	Lynden, Wash. (Lynden)
22	Scarlett, Cameron	RB	6-1	216	Sr.	Portland, Ore. (Central Catholic)							
28	Maddox, Dorian	RB	5-10	202	Jr.	Bowie, Md. (Gilman)	20	Okereke, Bobby	ILB	6-3	234	5th	Santa Ana, Calif. (Foothill)
23	Speights, Trevor	RB	5-11	209	Jr.	McAllen, Texas (Memorial)	15	Perez, Jordan	ILB	6-2	228	5th	Carlsbad, Calif. (Carlsbad)
30	McFarlane, Cameron	RB	6-0	200	Fr.	Pasadena, Calif. (Polytechnic)	25	Pryts, Andrew	ILB	6-1	222	Jr.	Hermitage, Pa. (Hermitage)
25	Woods, Justus	RB	6-1	211	Fr.	Weddington, N.C. (Charlotte Christian)	27	Barton, Sean	ILB	6-3	224	Sr.	North Salt Lake, Utah (Woods Cross)
							43	Beecher, Ryan	ILB	6-1	245	Sr.	Fresno, Calif. (San Joaquin Memorial)
87	Snyder, Ben	FB	6-4	249	Sr.	Crystal Bay, Nev. (Incline)	31	Branch, Mustafa	ILB	5-11	212	Sr.	Bellevue, Wash. (Bellevue)
6	Williams, Reagan	FB	6-3	220	Sr.	Jackson, Ohio (Jackson)	49	Burik, Lewis	ILB	5-10	205	Sr.	Chicago, Ill. (Saint Ignatius)
34	Heimuli, Houston	FB	5-11	244	So.	Woods Cross, Utah (Bountiful)	14	Magnum-Farrar, Jacob	ILB	6-4	223	Fr.	Sugar Land, Texas (Kemper)
24	Symonds, Jay	FB	6-3	247	Fr.	Melrose, Mass. (Buckingham Browne & Nichols)	45	Miezan, Ricky	ILB	6-2	248	Fr.	Alexandria, Va. (Episcopal)
21	Brandt-Sims, Isaiah	WR	5-11	178	5th	Wenatchee, Wash. (Wenatchee)	32	Alfieri, Joey	OLB	6-3	239	5th	Portland, Ore. (Jesuit)
19	Arcega-Whiteside, JJ	WR	6-3	225	Sr.	Inman, S.C. (Dorman)	52	Toohill, Casey	OLB	6-4	248	Sr.	San Diego, Calif. (Cathedral Catholic)
2	Irwin, Trenton	WR	6-2	204	Sr.	Valencia, Calif. (Hart)	10	Fox, Jordan	OLB	6-3	227	Jr.	Plainfield, N.J. (St. Peter's)
86	Krishnamurthi, Sidhart	WR	5-11	176	Sr.	Saratoga, Calif. (Harker)	21	Robinson, Curtis	OLB	6-3	232	Jr.	Irvine, Calif. (Mater Dei)
11	Schwartz, Harry	WR	6-0	189	Jr.	Los Angeles, Calif. (Brentwood)	40	Trinh, Anthony	OLB	6-2	239	Jr.	Duluth, Ga. (Pace)
8	Stewart, Donald	WR	6-4	200	Jr.	Hillside, N.J. (Paramus Catholic)	77	Keck, Thunder	OLB	6-3	230	So.	Northfield, N.H. (Hotchkiss [Conn.])
9	St. Brown, Osiris	WR	6-2	186	So.	Brea, Calif. (Mater Dei)	42	Phillips, Caleb	OLB	6-5	215	So.	Encinitas, Calif. (Santa Fe Christian)
83	Buzzell, Cameron	WR	5-10	170	So.	Neah Bay, Wash. (Neah Bay)	90	Reid, Gabe	OLB	6-2	231	So.	American Fork, Utah (Timpview)
5	Wedington, Connor	WR	6-0	198	So.	Lake Tapps, Wash. (Sumner)	47	Kaufusi, Tangalao	OLB	6-3	245	Fr.	Salt Lake City, Utah (East)
13	Fehoko, Simi	WR	6-4	210	Fr.	Sandy, Utah (Brighton)	44	Kelly, Caleb	OLB	6-3	213	Fr.	Fairburn, Ga. (Hapeville Charter)
81	Tremayne, Brycen	WR	6-4	185	Fr.	Los Angeles, Calif. (Venice)	56	Lynch, Jake	OLB	6-2	220	Fr.	Del Mar, Calif. (Cathedral Catholic)
4	Wilson, Michael	WR	6-2	200	Fr.	Simi Valley, Calif. (Chaminade)	35	Umerah, Tobe	OLB	6-4	239	Fr.	Macon, Ga. (Stratford)
80	Harrington, Scooter	TE	6-5	250	Jr.	Riverside, Conn. (Greenwich)	13	Holder, Alijah	CB	6-2	188	5th	Oceanside, Calif. (Oceanside)
82	Smith, Kaden	TE	6-5	252	Jr.	Flower Mound, Texas (Marcus)	4	Murphy, Alameen	CB	5-11	198	5th	Fort Washington, Md. (Friendly)
88	Fisk, Tucker	TE	6-4	260	So.	Davis, Calif. (Davis Senior)	8	Butler, Treyjohn	CB	5-11	197	Jr.	Rancho Cucamonga, Calif. (Etiwanda)
85	McCombs, Kyle	TE	6-5	233	So.	Laguna Beach, Calif. (St. John Bosco)	22	Eboh, Obi	CB	6-2	194	Jr.	Southlake, Texas (Carroll)
84	Parkinson, Colby	TE	6-7	240	So.	Simi Valley, Calif. (Oaks Christian)	26	Parson, J.J.	CB	5-10	175	Jr.	Chandler, Ariz. (Hamilton)
44	Le, Taeveon	TE	6-4	230	Fr.	Newport Beach, Calif. (Corona del Mar)	11	Adebo, Paulson	CB	6-1	189	So.	Mansfield, Texas (Mansfield)
							30	Bonner, Ethan	CB	6-1	181	Fr.	The Woodlands, Texas (The Woodlands)
73	Burkett, Jesse	C	6-4	300	5th	St. Augustine, Fla. (Bartram Trail)	28	Logan, Donjae	CB	5-11	178	Fr.	Mesa, Ariz. (Desert Ridge)
65	Chaffin, Brian	C	6-2	275	Sr.	Harrisburg, N.C. (Charlotte Christian)	29	Williamson, Kendall	CB	6-1	195	Fr.	Snellville, Ga. (Brookwood)
51	Dalman, Drew	C	6-3	279	So.	Salinas, Calif. (Palma)							
55	Powell, Dylan	OG/C	6-3	281	Jr.	New London, Mo. (Hannibal)	2	Simmons, Brandon	SS	6-0	199	5th	Mansfield, Texas (Timberview)
67	Sligh, Nicholas	OG/C	6-2	305	Fr.	Athens, Ga. (Clarke Central)	9	Edwards, Ben	SS	6-0	199	Sr.	Jacksonville, Fla. (Trinity Christian)
							18	Head, Stuart	SS	6-4	201	So.	Woodstock, Ga. (Etowah)
71	Fanaika, Brandon	OG	6-3	315	5th	Pleasant Grove, Utah (Pleasant Grove)	5	Buncom, Frank	FS	6-2	206	Sr.	San Diego, Calif. (St. Augustine)
54	Wilson, Nick	OG	6-3	273	Sr.	Milton, Ga. (Milton)	3	Antoine, Malik	FS	5-11	192	Jr.	Baton Rouge, La. (University Laboratory)
63	Herbig, Nate	OG	6-4	334	Jr.	Kalaheo, Hawaii (Saint Louis)	19	Williams, Noah	FS	6-0	191	So.	Phoenix, Ariz. (Brophy)
50	Stratford, Trey	OG/OT	6-4	258	Fr.	Allen, Texas (Allen)	14	Bailey, Jake	P	6-2	202	Sr.	Solana Beach, Calif. (Santa Fe Christian)
							27	Beall, Charlie	P	6-2	206	Sr.	Newport Coast, Calif. (St. Margaret's Episcopal)
75	Hall, A.T.	OT	6-5	299	5th	Glendale, Ariz. (Brophy)	33	Gracey, Alex	P	6-3	195	Fr.	Atlanta, Ga. (Westminster)
74	Hamilton, Devery	OT	6-7	287	Jr.	Ellicott City, Md. (Gilman)							
78	Hattis, Henry	OT	6-6	291	Jr.	Rio Rancho, N.M. (Cleveland)	37	Riccitelli, Collin	K	6-0	196	Jr.	San Marcos, Calif. (Carlsbad)
72	Little, Walker	OT	6-7	313	So.	Houston, Texas (Episcopal)	26	Toner, Jet	K	6-4	201	Jr.	Honolulu, Hawaii (Punahou)
79	Sarell, Foster	OT	6-7	314	So.	Graham, Wash. (Graham-Kapowsin)							
76	Pease, Grant	OT	6-4	250	Fr.	Charlotte, N.C. (Ardrey Kell)	69	McNitzky, Richard	LS	6-1	209	Jr.	San Antonio, Texas (MacArthur)
							53	Chapman, Jack	LS	6-2	215	Fr.	Moran, Wyo. (Boca Raton [Fla.])
99	Peek, Bo	DT	6-3	296	Jr.	Tampa, Fla. (Plant)	49	Petrucci, Kyle	LS	6-6	230	Fr.	Newport Coast, Calif. (Corona del Mar)
57	Williams, Michael	DT	6-2	293	Jr.	Fort Worth, Texas (All Saints' Episcopal)							
24	Wade-Perry, Dalyn	DT	6-4	316	So.	Englewood, N.J. (Pope John XXIII)							



Geographical Roster

23	Johnson, Ryan	DE	6-4	262	So.	Axis, Ala. (St. Paul's Episcopal)	24	Symonds, Jay	FB	6-3	247	Fr.	Melrose, Mass. (Buckingham Browne & Nichols)
6	Fox, Andres	DE	6-4	240	Fr.	Mobile, Ala. (Mobile Christian)	55	Powell, Dylan	OG/C	6-3	281	Jr.	New London, Mo. (Hannibal)
10	West, Jack	QB	6-4	210	Fr.	Saraland, Ala. (Saraland)	17	Plautz, Dylan	QB	6-2	200	Fr.	Omaha, Neb. (Westside)
75	Hall, A.T.	OT	6-5	299	5th	Glendale, Ariz. (Brophy)	87	Snyder, Ben	FB	6-4	249	Sr.	Crystal Bay, Nev. (Incline)
26	Parson, J.J.	CB	5-10	175	Jr.	Chandler, Ariz. (Hamilton)	77	Keck, Thunder	OLB	6-3	230	So.	Northfield, N.H. (Hotchkiss [Conn.])
19	Williams, Noah	FS	6-0	191	So.	Phoenix, Ariz. (Brophy)	10	Fox, Jordan	OLB	6-3	227	Jr.	Plainfield, N.J. (St. Peter's)
28	Logan, Donjae	CB	5-11	178	Fr.	Mesa, Ariz. (Desert Ridge)	8	Stewart, Donald	WR	6-4	200	Jr.	Hillside, N.J. (Paramus Catholic)
13	Holder, Alijah	CB	6-2	188	5th	Oceanside, Calif. (Oceanside)	24	Wade-Perry, Dalyn	DT	6-4	316	So.	Englewood, N.J. (Pope John XXIII)
20	Okereke, Bobby	ILB	6-3	234	5th	Santa Ana, Calif. (Foothill)	78	Hattis, Henry	OT	6-6	291	Jr.	Rio Rancho, N.M. (Cleveland)
15	Perez, Jordan	ILB	6-2	228	5th	Carlsbad, Calif. (Carlsbad)	65	Chaffin, Brian	C	6-2	275	Sr.	Harrisburg, N.C. (Charlotte Christian)
14	Bailey, Jake	P	6-2	202	Sr.	Solana Beach, Calif. (Santa Fe Christian)	20	Love, Bryce	RB	5-10	202	Sr.	Wake Forest, N.C. (Wake Forest)
27	Beall, Charlie	P	6-2	206	Sr.	Newport Coast, Calif. (St. Margaret's Episcopal)	76	Pease, Grant	OT	6-4	250	Fr.	Charlotte, N.C. (Ardrey Kell)
43	Beecher, Ryan	ILB	6-1	245	Sr.	Fresno, Calif. (San Joaquin Memorial)	25	Woods, Justus	RB	6-1	211	Fr.	Weddington, N.C. (Charlotte Christian)
5	Buncom, Frank	FS	6-2	206	Sr.	San Diego, Calif. (St. Augustine)	6	Williams, Reagan	FB	6-3	220	Sr.	Jackson, Ohio (Jackson)
2	Irwin, Trenton	WR	6-2	204	Sr.	Valencia, Calif. (Hart)	32	Alfieri, Joey	OLB	6-3	239	5th	Portland, Ore. (Jesuit)
86	Krishnamurthi, Sidhart	WR	5-11	176	Sr.	Saratoga, Calif. (Harker)	22	Scarlett, Cameron	RB	6-1	216	Sr.	Portland, Ore. (Central Catholic)
52	Toohill, Casey	OLB	6-4	248	Sr.	San Diego, Calif. (Cathedral Catholic)	25	Pryts, Andrew	ILB	6-1	222	Jr.	Hermitage, Pa. (Hermitage)
8	Butler, Treyjohn	CB	5-11	197	Jr.	Rancho Cucamonga, Calif. (Etiwanda)	19	Arcega-Whiteside, JJ	WR	6-3	225	Sr.	Inman, S.C. (Dorman)
3	Costello, K.J.	QB	6-5	215	Jr.	Coto de Caza, Calif. (Santa Margarita Catholic)	97	Jackson, Dylan	DE	6-6	264	Sr.	Maryville, Tenn. (Maryville)
37	Riccitelli, Collin	K	6-0	196	Jr.	San Marcos, Calif. (Carlsbad)	2	Simmons, Brandon	SS	6-0	199	5th	Mansfield, Texas (Timberview)
18	Richardson, Jack	QB	6-5	213	Jr.	Salinas, Calif. (Palma)	22	Eboh, Obi	CB	6-2	194	Jr.	Southlake, Texas (Carroll)
21	Robinson, Curtis	OLB	6-3	232	Jr.	Irvine, Calif. (Mater Dei)	69	McNitzky, Richard	LS	6-1	209	Jr.	San Antonio, Texas (MacArthur)
11	Schwartz, Harry	WR	6-0	189	Jr.	Los Angeles, Calif. (Brentwood)	82	Smith, Kaden	TE	6-5	252	Jr.	Flower Mound, Texas (Marcus)
51	Dalman, Drew	C	6-3	279	So.	Salinas, Calif. (Palma)	23	Speights, Trevor	RB	5-11	209	Jr.	McAllen, Texas (Memorial)
88	Fisk, Tucker	TE	6-4	260	So.	Davis, Calif. (Davis Senior)	57	Williams, Michael	DT	6-2	293	Jr.	Fort Worth, Texas (All Saints' Episcopal)
85	McCombs, Kyle	TE	6-5	233	So.	Laguna Beach, Calif. (St. John Bosco)	11	Adebo, Paulson	CB	6-1	189	So.	Mansfield, Texas (Mansfield)
84	Parkinson, Colby	TE	6-7	240	So.	Simi Valley, Calif. (Oaks Christian)	72	Little, Walker	OT	6-7	313	So.	Houston, Texas (Episcopal)
42	Phillips, Caleb	OLB	6-5	215	So.	Encinitas, Calif. (Santa Fe Christian)	30	Bonner, Ethan	CB	6-1	181	Fr.	The Woodlands, Texas (The Woodlands)
9	St. Brown, Osiris	WR	6-2	186	So.	Brea, Calif. (Mater Dei)	14	Magnum-Farrar, Jacob	ILB	6-4	223	Fr.	Sugar Land, Texas (Kemper)
44	Le, Taeveon	TE	6-4	230	Fr.	Newport Beach, Calif. (Corona del Mar)	50	Stratford, Trey	OG/OT	6-4	258	Fr.	Allen, Texas (Allen)
56	Lynch, Jake	OLB	6-2	220	Fr.	Del Mar, Calif. (Cathedral Catholic)	71	Fanaika, Brandon	OG	6-3	315	5th	Pleasant Grove, Utah (Pleasant Grove)
30	McFarlane, Cameron	RB	6-0	200	Fr.	Pasadena, Calif. (Polytechnic)	27	Barton, Sean	ILB	6-3	224	Sr.	North Salt Lake, Utah (Woods Cross)
49	Petrucci, Kyle	LS	6-6	230	Fr.	Newport Coast, Calif. (Corona del Mar)	34	Heimuli, Houston	FB	5-11	244	So.	Woods Cross, Utah (Bountiful)
81	Tremayne, Brycen	WR	6-4	185	Fr.	Los Angeles, Calif. (Venice)	90	Reid, Gabe	OLB	6-2	231	So.	American Fork, Utah (Timpview)
4	Wilson, Michael	WR	6-2	200	Fr.	Simi Valley, Calif. (Chaminade)	13	Fehoko, Simi	WR	6-4	210	Fr.	Sandy, Utah (Brighton)
80	Harrington, Scooter	TE	6-5	250	Jr.	Riverside, Conn. (Greenwich)	47	Kaufusi, Tangaloa	OLB	6-3	245	Fr.	Salt Lake City, Utah (East)
73	Burkett, Jesse	C	6-4	300	5th	St. Augustine, Fla. (Bartram Trail)	45	Miezan, Ricky	ILB	6-2	248	Fr.	Alexandria, Va. (Episcopal)
9	Edwards, Ben	SS	6-0	199	Sr.	Jacksonville, Fla. (Trinity Christian)	21	Brandt-Sims, Isaiah	WR	5-11	178	5th	Wenatchee, Wash. (Wenatchee)
99	Peek, Bo	DT	6-3	296	Jr.	Tampa, Fla. (Plant)	31	Branch, Mustafa	ILB	5-11	212	Sr.	Bellevue, Wash. (Bellevue)
54	Wilson, Nick	OG	6-3	273	Sr.	Milton, Ga. (Milton)	83	Buzzell, Cameron	WR	5-10	170	So.	Neah Bay, Wash. (Neah Bay)
40	Trinh, Anthony	OLB	6-2	239	Jr.	Duluth, Ga. (Pace)	79	Sarell, Foster	OT	6-7	314	So.	Graham, Wash. (Graham-Kapowsin)
18	Head, Stuart	SS	6-4	201	So.	Woodstock, Ga. (Etowah)	5	Wedington, Connor	WR	6-0	198	So.	Lake Tapps, Wash. (Sumner)
15	Mills, Davis	QB	6-4	220	So.	Duluth, Ga. (Greater Atlanta Christian)	93	LaBounty, Trey	DE	6-7	235	Fr.	Lynden, Wash. (Lynden)
33	Gracey, Alex	P	6-3	195	Fr.	Atlanta, Ga. (Westminster)	53	Chapman, Jack	LS	6-2	215	Fr.	Moran, Wyo. (Boca Raton [Fla.])
44	Kelly, Caleb	OLB	6-3	213	Fr.	Fairburn, Ga. (Hapeville Charter)	91	Schaffer, Thomas	DE	6-7	290	Jr.	Vienna, Austria (Lake Forest Academy [Ill.])
35	Umerah, Tobe	OLB	6-4	239	Fr.	Macon, Ga. (Stratford)	4	Murphy, Alameen	CB	5-11	198	5th	Fort Washington, Md. (Friendly)
29	Williamson, Kendall	CB	6-1	195	Fr.	Snellville, Ga. (Brookwood)	74	Hamilton, Devery	OT	6-7	287	Jr.	Ellicott City, Md. (Gilman)
63	Herbig, Nate	OG	6-4	334	Jr.	Kalaheo, Hawaii (Saint Louis)	28	Maddox, Dorian	RB	5-10	202	Jr.	Bowie, Md. (Gilman)
26	Toner, Jet	K	6-4	201	Jr.	Honolulu, Hawaii (Punahou)	34	Booker, Thomas	DE	6-4	279	Fr.	Ellicott City, Md. (Gilman)
49	Burik, Lewis	ILB	5-10	205	Sr.	Chicago, Ill. (Saint Ignatius)							
51	Swann, Jovan	DE	6-2	271	Jr.	Greenwood, Ind. (Center Grove)							
58	Boles, Dylan	DE	6-4	262	So.	Adel, Iowa (Van Meter)							
3	Antoine, Malik	FS	5-11	192	Jr.	Baton Rouge, La. (University Laboratory)							



26	Parson, J.J.	CB	5-10	175	Jr.	Aeronautics and Astronautics	73	Burkett, Jesse	C	6-4	300	5th	Japanese
2	Simmons, Brandon	SS	6-0	199	5th	Communication	99	Peek, Bo	DT	6-3	296	Jr.	Undeclared
63	Herbig, Nate	OG	6-4	334	Jr.	Communication	11	Adebo, Paulson	CB	6-1	189	So.	Undeclared
55	Powell, Dylan	OG/C	6-3	281	Jr.	Communication	58	Boles, Dylan	DE	6-4	262	So.	Undeclared
74	Hamilton, Devery	OT	6-7	287	Jr.	Communication • Psychology	83	Buzzell, Cameron	WR	5-10	170	So.	Undeclared
21	Brandt-Sims, Isaiah	WR	5-11	178	5th	Computer Science	51	Dalman, Drew	C	6-3	279	So.	Undeclared
86	Krishnamurthi, Sidhart	WR	5-11	176	Sr.	Economics	88	Fisk, Tucker	TE	6-4	260	So.	Undeclared
25	Pryts, Andrew	ILB	6-1	222	Jr.	Economics	18	Head, Stuart	SS	6-4	201	So.	Undeclared
27	Beall, Charlie	P	6-2	206	Sr.	History	34	Heimuli, Houston	FB	5-11	244	So.	Undeclared
43	Beecher, Ryan	ILB	6-1	245	Sr.	History	23	Johnson, Ryan	DE	6-4	262	So.	Undeclared
5	Buncom, Frank	FS	6-2	206	Sr.	Human Biology	77	Keck, Thunder	OLB	6-3	230	So.	Undeclared
20	Love, Bryce	RB	5-10	202	Sr.	Human Biology	72	Little, Walker	OT	6-7	313	So.	Undeclared
51	Swann, Jovan	DE	6-2	271	Jr.	Human Biology	85	McCombs, Kyle	TE	6-5	233	So.	Undeclared
19	Arcega-Whiteside, JJ	WR	6-3	225	Sr.	International Relations	15	Mills, Davis	QB	6-4	220	So.	Undeclared
27	Barton, Sean	ILB	6-3	224	Sr.	International Relations	84	Parkinson, Colby	TE	6-7	240	So.	Undeclared
87	Snyder, Ben	FB	6-4	249	Sr.	Mechanical Engineering	42	Phillips, Caleb	OLB	6-5	215	So.	Undeclared
54	Wilson, Nick	OG	6-3	273	Sr.	Mechanical Engineering	90	Reid, Gabe	OLB	6-2	231	So.	Undeclared
71	Fanaika, Brandon	OG	6-3	315	5th	Media Studies	79	Sarell, Foster	OT	6-7	314	So.	Undeclared
13	Holder, Alijah	CB	6-2	188	5th	Media Studies	9	St. Brown, Osiris	WR	6-2	186	So.	Undeclared
4	Murphy, Alameen	CB	5-11	198	5th	Media Studies	24	Wade-Perry, Dalyn	DT	6-4	316	So.	Undeclared
20	Okereke, Bobby	ILB	6-3	234	5th	Media Studies	5	Wedington, Connor	WR	6-0	198	So.	Undeclared
32	Alfieri, Joey	OLB	6-3	239	5th	Mgmt. Science and Engineering	19	Williams, Noah	FS	6-0	191	So.	Undeclared
49	Burik, Lewis	ILB	5-10	205	Sr.	Mgmt. Science and Engineering	30	Bonner, Ethan	CB	6-1	181	Fr.	Undeclared
3	Antoine, Malik	FS	5-11	192	Jr.	Mgmt. Science and Engineering	34	Booker, Thomas	DE	6-4	279	Fr.	Undeclared
22	Eboh, Obi	CB	6-2	194	Jr.	Mgmt. Science and Engineering	53	Chapman, Jack	LS	6-2	215	Fr.	Undeclared
80	Harrington, Scooter	TE	6-5	250	Jr.	Mgmt. Science and Engineering	13	Fehoko, Simi	WR	6-4	210	Fr.	Undeclared
37	Riccitelli, Collin	K	6-0	196	Jr.	Mgmt. Science and Engineering	6	Fox, Andres	DE	6-4	240	Fr.	Undeclared
97	Jackson, Dylan	DE	6-6	264	Sr.	Political Science	33	Gracey, Alex	P	6-3	195	Fr.	Undeclared
52	Toohill, Casey	OLB	6-4	248	Sr.	Political Science	47	Kaufusi, Tangaloa	OLB	6-3	245	Fr.	Undeclared
8	Butler, Treyjohn	CB	5-11	197	Jr.	Political Science	44	Kelly, Caleb	OLB	6-3	213	Fr.	Undeclared
3	Costello, K.J.	QB	6-5	215	Jr.	Political Science	93	LaBounty, Trey	DE	6-7	235	Fr.	Undeclared
10	Fox, Jordan	OLB	6-3	227	Jr.	Political Science	44	Le, Taeveon	TE	6-4	230	Fr.	Undeclared
78	Hattis, Henry	OT	6-6	291	Jr.	Political Science	28	Logan, Donjae	CB	5-11	178	Fr.	Undeclared
69	McNitzky, Richard	LS	6-1	209	Jr.	Political Science	56	Lynch, Jake	OLB	6-2	220	Fr.	Undeclared
21	Robinson, Curtis	OLB	6-3	232	Jr.	Political Science	14	Magnum-Farrar, Jacob	ILB	6-4	223	Fr.	Undeclared
82	Smith, Kaden	TE	6-5	252	Jr.	Political Science	30	McFarlane, Cameron	RB	6-0	200	Fr.	Undeclared
40	Trinh, Anthony	OLB	6-2	239	Jr.	Political Science • Sociology	45	Miezan, Ricky	ILB	6-2	248	Fr.	Undeclared
31	Branch, Mustafa	ILB	5-11	212	Sr.	Product Design	76	Pease, Grant	OT	6-4	250	Fr.	Undeclared
11	Schwartz, Harry	WR	6-0	189	Jr.	Product Design	49	Petrucci, Kyle	LS	6-6	230	Fr.	Undeclared
6	Williams, Reagan	FB	6-3	220	Sr.	Psychology	17	Plautz, Dylan	QB	6-2	200	Fr.	Undeclared
28	Maddox, Dorian	RB	5-10	202	Jr.	Psychology	50	Stratford, Trey	OG/OT	6-4	258	Fr.	Undeclared
18	Richardson, Jack	QB	6-5	213	Jr.	Psychology	24	Symonds, Jay	FB	6-3	247	Fr.	Undeclared
57	Williams, Michael	DT	6-2	293	Jr.	Psychology	81	Tremayne, Brycen	WR	6-4	185	Fr.	Undeclared
75	Hall, A.T.	OT	6-5	299	5th	Science, Tech. and Society	35	Umerah, Tobe	OLB	6-4	239	Fr.	Undeclared
15	Perez, Jordan	ILB	6-2	228	5th	Science, Tech. and Society	10	West, Jack	QB	6-4	210	Fr.	Undeclared
14	Bailey, Jake	P	6-2	202	Sr.	Science, Tech. and Society	29	Williamson, Kendall	CB	6-1	195	Fr.	Undeclared
65	Chaffin, Brian	C	6-2	275	Sr.	Science, Tech. and Society	4	Wilson, Michael	WR	6-2	200	Fr.	Undeclared
9	Edwards, Ben	SS	6-0	199	Sr.	Science, Tech. and Society	25	Woods, Justus	RB	6-1	211	Fr.	Undeclared
2	Irwin, Trenton	WR	6-2	204	Sr.	Science, Tech. and Society							
22	Scarlett, Cameron	RB	6-1	216	Sr.	Science, Tech. and Society							
91	Schaffer, Thomas	DE	6-7	290	Jr.	Science, Tech. and Society							
8	Stewart, Donald	WR	6-4	200	Jr.	Science, Tech. and Society							
26	Toner, Jet	K	6-4	201	Jr.	Science, Tech. and Society							
23	Speights, Trevor	RB	5-11	209	Jr.	Science, Tech. and Society							



11	Adebo, Paulson	CB	6-1	189	So.	@yg_3x	22	Scarlett, Cameron	RB	6-1	216	Sr.	@cam_scarlett11
32	Alfieri, Joey	OLB	6-3	239	5th	@jalfieri4	91	Schaffer, Thomas	DE	6-7	290	Jr.	@Thschaffer
3	Antoine, Malik	FS	5-11	192	Jr.	@MalikAntoine3	11	Schwartz, Harry	WR	6-0	189	Jr.	@hschwiz
19	Arcega-Whiteside, JJ	WR	6-3	225	Sr.	@jjarcega_22	2	Simmons, Brandon	SS	6-0	199	5th	@DoltForTwo
14	Bailey, Jake	P	6-2	202	Sr.	@jakebailey__	82	Smith, Kaden	TE	6-5	252	Jr.	@TheKadenSmith
27	Barton, Sean	ILB	6-3	224	Sr.	@s_b9rton	87	Snyder, Ben	FB	6-4	249	Sr.	@basnyder17
27	Beall, Charlie	P	6-2	206	Sr.	@beall_charlie	23	Speights, Trevor	RB	5-11	209	Jr.	@TSpeightsRB
43	Beecher, Ryan	ILB	6-1	245	Sr.	@thatboybeecher	9	St. Brown, Osiris	WR	6-2	186	So.	@osiristbrown
58	Boles, Dylan	DE	6-4	262	So.	@Dylan_Boles_	8	Stewart, Donald	WR	6-4	200	Jr.	@Donald_Stewart8
30	Bonner, Ethan	CB	6-1	181	Fr.	@ethanbonner	50	Stratford, Trey	OG/OT	6-4	258	Fr.	@TreyStratford
34	Booker, Thomas	DE	6-4	279	Fr.	@TheThomasBooker	51	Swann, Jovan	DE	6-2	271	Jr.	@_jswann
21	Brandt-Sims, Isaiah	WR	5-11	178	5th	@ibrandsims	24	Symonds, Jay	FB	6-3	247	Fr.	@JaySymonds24
5	Buncom, Frank	FS	6-2	206	Sr.	@BeastNamedFrank	26	Toner, Jet	K	6-4	201	Jr.	@jet_toner
73	Burkett, Jesse	C	6-4	300	5th	@JesseBurkett76	52	Toohill, Casey	OLB	6-4	248	Sr.	@CaseyToohill
8	Butler, Treyjohn	CB	5-11	197	Jr.	@_treyjohnb	81	Tremayne, Brycen	WR	6-4	185	Fr.	@brycen_tremayne
65	Chaffin, Brian	C	6-2	275	Sr.	@B_Chaffin	40	Trinh, Anthony	OLB	6-2	239	Jr.	@TRINHSANITY17
3	Costello, K.J.	QB	6-5	215	Jr.	@kj_costello	35	Umerah, Tobe	OLB	6-4	239	Fr.	@tobe_umerah
51	Dalman, Drew	C	6-3	279	So.	@drewwww0	24	Wade-Perry, Dalyn	DT	6-4	316	So.	@DalynWP
22	Eboh, Obi	CB	6-2	194	Jr.	@obi_Eboh3	5	Wedington, Connor	WR	6-0	198	So.	@ConnorWedington
9	Edwards, Ben	SS	6-0	199	Sr.	@bennyeddd	57	Williams, Michael	DT	6-2	293	Jr.	@mike_williams52
71	Fanaika, Brandon	OG	6-3	315	5th	@Bfanaika	19	Williams, Noah	FS	6-0	191	So.	@noahw2399
13	Fehoko, Simi	WR	6-4	210	Fr.	@Simi_Fehoko	6	Williams, Reagan	FB	6-3	220	Sr.	@RWilliams_6
88	Fisk, Tucker	TE	6-4	260	So.	@FiskTucker	29	Williamson, Kendall	CB	6-1	195	Fr.	@kentw2018
6	Fox, Andres	DE	6-4	240	Fr.	@AndresLFox9	4	Wilson, Michael	WR	6-2	200	Fr.	@michaelgwilson1
10	Fox, Jordan	OLB	6-3	227	Jr.	@J_Fox10	54	Wilson, Nick	OG	6-3	273	Sr.	@StanfordOL54
33	Gracey, Alex	P	6-3	195	Fr.	@alexgracey23	25	Woods, Justus	RB	6-1	211	Fr.	@jwoods21_
74	Hamilton, Devery	OT	6-7	287	Jr.	@D_Hamilton19							
80	Harrington, Scooter	TE	6-5	250	Jr.	@scootalilcloser							
78	Hattis, Henry	OT	6-6	291	Jr.	@HenryHattis							
18	Head, Stuart	SS	6-4	201	So.	@TheStuartHead							
34	Heimuli, Houston	FB	5-11	244	So.	@Hheimuli							
63	Herbig, Nate	OG	6-4	334	Jr.	@nate_herbig							
13	Holder, Alijah	CB	6-2	188	5th	@alijahholder96							
2	Irwin, Trenton	WR	6-2	204	Sr.	@trenton_4							
97	Jackson, Dylan	DE	6-6	264	Sr.	@Dylan_Jackson79							
23	Johnson, Ryan	DE	6-4	262	So.	@ryanjohnson_50							
47	Kaufusi, Tangaloa	OLB	6-3	245	Fr.	@ofaiapi							
77	Keck, Thunder	OLB	6-3	230	So.	@ThunderKeck							
44	Kelly, Caleb	OLB	6-3	213	Fr.	@ck_ckelly							
93	LaBounty, Trey	DE	6-7	235	Fr.	@TreyCash							
44	Le, Taeveon	TE	6-4	230	Fr.	@TaeVeon13							
72	Little, Walker	OT	6-7	313	So.	@walkerlittle45							
28	Logan, Donjae	CB	5-11	178	Fr.	@birddie_1							
20	Love, Bryce	RB	5-10	202	Sr.	@Blovee_20							
28	Maddox, Dorian	RB	5-10	202	Jr.	@d_nicee009							
14	Magnum-Farrar, Jacob	ILB	6-4	223	Fr.	@_jmf_8							
85	McCombs, Kyle	TE	6-5	233	So.	@kyle_mccombs							
30	McFarlane, Cameron	RB	6-0	200	Fr.	@camdmcfarlane3							
69	McNitzky, Richard	LS	6-1	209	Jr.	@RichardMcNitzky							
45	Miezan, Ricky	ILB	6-2	248	Fr.	@rickymiezan							
15	Mills, Davis	QB	6-4	220	So.	@Millsions							
4	Murphy, Alameen	CB	5-11	198	5th	@KingLeonidus23							
20	Okereke, Bobby	ILB	6-3	234	5th	@BobbyOkereke							
84	Parkinson, Colby	TE	6-7	240	So.	@CJ51							
26	Parson, J.J.	CB	5-10	175	Jr.	@JJ_Parson4							
76	Pease, Grant	OT	6-4	250	Fr.	@grantpease99							
99	Peek, Bo	DT	6-3	296	Jr.	@cuddie_bo							
15	Perez, Jordan	ILB	6-2	228	5th	@jperez4444							
49	Petrucci, Kyle	LS	6-6	230	Fr.	@KylePetrucci51							
42	Phillips, Caleb	OLB	6-5	215	So.	@calebsphillips							
17	Plautz, Dylan	QB	6-2	200	Fr.	@dp_lautz							
55	Powell, Dylan	OG/C	6-3	281	Jr.	@Dylan_Powell74							
25	Pryts, Andrew	ILB	6-1	222	Jr.	@andrewpryts25							
90	Reid, Gabe	OLB	6-2	231	So.	@gabereid90							
37	Riccitelli, Collin	K	6-0	196	Jr.	@criccitelli3							
18	Richardson, Jack	QB	6-5	213	Jr.	@jrjchqb							
21	Robinson, Curtis	OLB	6-3	232	Jr.	@_curtisrobinson							
79	Sarell, Foster	OT	6-7	314	So.	@thebigfiozbear							



2018 Stanford Football
Stanford Combined Team Statistics (as of Nov 24, 2018)
All games

Table with columns: Date, Opponent, Score, Att. Rows include games against San Diego State, USC, UC Davis, Oregon, Notre Dame, Arizona State, Washington State, and Oregon State.

Record: Overall (7-4), Home (4-2), Away (3-2), Neutral (0-0). Conference (5-3), Non-Conference (2-1).

Team Statistics: STAN vs OPP. Categories include Rushing, Passing, Rushing Yardage, Passing Yardage, Total Offense, Kick Returns, Punt Returns, Fumbles, Penalties, Punts, and Conversions.

Rushing: gp, att, gain, loss, net, avg, td, lg, avg/g. Includes players like Bryce Love, Trevor Speights, and Dorian Maddox.

Passing: gp, effc, comp-att-int, pct, yds, td, lg, avg/g. Includes players like K.J. Costello and Jack Richardson.

Receiving: gp, no., yds, avg, td, lg, avg/g. Includes players like Trenton Irwin, JJ Arcega-Whiteside, and Kaden Smith.

Field Goals: fg, pct, 01-19, 20-29, 30-39, 40-49, 50-99, lg, blk. Includes players like Jet Toner and Collin Riccitelli.

Scoring: td, fg, PAT (kick, rush, rcv, pass), dxp, saf, pts. Includes players like JJ Arcega-Whiteside, Jet Toner, and Bobby Okereke.

Score by Quarters: 1st, 2nd, 3rd, 4th, OT, Total. Shows Stanford vs Opponents scores.

Interceptions: no., yds, avg, td, lg. Includes players like Alameen Murphy and Malik Antoine.

Punting: no., yds, avg, lg, tb, fc, i20, 50+, blk. Includes Jake Bailey.

Punt Returns: no., yds, avg, td, lg. Includes players like Trenton Irwin and Michael Wilson.

Kick Returns: no., yds, avg, td, lg. Includes players like Cameron Scarlett and Bryce Love.

All Purpose: g, rush, rcv, pr, kr, ir, total, avg/g. Includes players like JJ Arcega-Whiteside and Trenton Irwin.

Total Offense: g, plays, rush, pass, total, avg/g. Includes players like K.J. Costello and Bryce Love.



2018 Stanford Football
Stanford Overall Defensive Statistics (as of Nov 26, 2018)
All games

##	Defensive Leaders	ua	Tackles			Sacks		Pass defense			Fumbles		blkd	
			a	tot	tfl/yds	no-yds	int-yds	brup	qbh	rcv-yds	ff	kick	saf	
20	Okereke, Bobby	43	35	78	5.5-23	2.0-18	.	4	3	1-0	1	.	1	
27	Barton, Sean	38	37	75	2.5-14	2.0-13	1-0	1	3	1-0	1	.	.	
11	Adebo, Paulson	38	19	57	2.5-5	.	2-2	17	
13	Holder, Alijah	29	21	50	2.5-6	.	.	8	.	.	1	.	.	
10	Fox, Jordan	23	26	49	8.5-41	3.5-30	.	1	6	.	1	.	.	
5	Buncom, Frank	27	18	45	1.0-7	1.0-7	1-0	5	
3	Antoine, Malik	27	13	40	2.0-9	1.0-8	2-36	2	
57	Williams, Michael	20	19	39	1.0-2	.	.	.	4	
4	Murphy, Alameen	18	17	35	0.5-0	.	2-32	1	
97	Jackson, Dylan	13	21	34	1.0-5	0.5-3	.	1	
32	Alfieri, Joey	18	15	33	5.5-22	3.5-20	.	2	3	1-80	1	.	.	
31	Branch, Mustafa	12	21	33	2.0-2	.	.	1	1	
90	Reid, Gabe	17	12	29	5.0-29	4.0-28	.	.	5	
51	Swann, Jovan	15	11	26	7.0-28	4.5-23	.	2	.	1-0	.	.	.	
52	Toohill, Casey	9	13	22	4.0-26	3.0-25	.	2	3	
34	Booker, Thomas	8	11	19	3.5-29	3.5-29	1-0	1	.	1-0	.	.	.	
9	Edwards, Ben	1	14	15	.	.	.	1	
24	Wade-Perry, Dalyn	5	8	13	2.0-5	.	.	.	1	
22	Eboh,Obi	6	5	11	.	.	.	4	
29	Williamson, Kendall	8	1	9	2.0-12	.	.	1	
25	Pryts, Andrew	4	3	7	
23	Johnson, Ryan	1	4	5	1	
49	Burik, Lewis	2	2	4	
6	Fox, Andres	1	2	3	1.5-13	1.5-13	
26	Parson, J.J.	1	2	3	
19	Williams, Noah	1	2	3	.	.	.	1	.	.	1	.	.	
2	Simmons, Brandon	2	.	2	
18	Head, Stuart	2	.	2	
91	Schaffer, Thomas	2	.	2	
40	Trinh, Anthony	.	2	2	0.5-1	
8	Butler, Treyjohn	1	.	1	
TM	TEAM	1	.	1	1.0-4	1.0-4	1	.	.	
73	Burkett, Jesse	1	.	1	
43	Beecher, Ryan	.	1	1	
0B	Irwin, Trenton	1	.	1	1-0	1	.	.	
0C	Costello, K.J.	1	.	1	
82	Smith, Kaden	.	1	1	
14	Bailey, Jake	.	1	1	
84	Parkinson, Colby	1	.	1	
69	McNitzky, Richard	.	1	1	
30	Bonner, Ethan	1	.	1	
3D	Heimuli, Houston	1	.	1	
0E	Wedington, Connor	1	.	1	
58	Boles, Dylan	1	
Total		400	358	758	61-283	31-221	9-70	55	31	6-80	8	.	1	
Opponents		405	260	665	65-213	18-104	11-190	62	21	3-0	7	.	1	



**2018 Stanford Football
Stanford Passing Game-by-Game (as of Nov 24, 2018)
All games**

#0C Costello,K	Comp	Att	Int	Pct	Yards	TD	Long	Sacked	Effic
San Diego State	21	31	1	67.7	332	4	80	1-2	193.83
USC	16	27	0	59.3	183	1	29	0-0	128.41
UC Davis	17	30	2	56.7	214	2	53	2-12	125.25
Oregon	19	26	0	73.1	327	3	49	2-8	216.80
Notre Dame	15	27	1	55.6	174	1	45	5-26	114.50
Utah	26	41	2	63.4	381	1	30	4-30	139.77
Arizona State	22	29	0	75.9	231	1	28	1-9	154.15
Washington State	34	43	0	79.1	323	4	36	1-4	172.87
Washington	29	43	3	67.4	347	2	35	1-9	136.62
Oregon State	23	33	1	69.7	342	4	75	0-0	190.69
UCLA	23	37	1	62.2	344	5	52	0-0	179.45
TOTALS	245	367	11	66.8	3198	28	80	17-100	159.14

#1H Richardson,J	Comp	Att	Int	Pct	Yards	TD	Long	Sacked	Effic
Oregon State	1	1	0	100.0	6	0	6	1-4	150.40
TOTALS	1	1	0	100.0	6	0	6	1-4	150.40

#1J West,J	Comp	Att	Int	Pct	Yards	TD	Long	Sacked	Effic
UC Davis	0	1	0	0.0	0	0	0	0-0	0.00
Oregon State	1	4	0	25.0	4	0	4	0-0	33.40
TOTALS	1	5	0	20.0	4	0	4	0-0	26.72

Records Under Coach Shaw

Overall	80-26	On ABC	12-4	Scoring first	64-12	Outrushing opponent	66-6
Home	44-8	On CBS	1-0	Opponent scores first	16-14	Getting outrushed	14-20
Road	30-14	On CBS Sports Network	1-1	Leading at halftime	70-7	Passing for more yards	34-9
Neutral	6-4	On ESPN	22-9	Tied at halftime	3-3	Passing for fewer yards	44-17
vs. Pac-12 (regular season)	54-17	On FOX	12-4	Trailing at halftime	7-15	Outgaining opponent	59-7
vs. In-state opponents	28-5	On FS1	11-0	Leading after 3 quarters	66-6	Getting outgained	20-19
Overtime	4-2	On NBC	1-3	Tied after 3 quarters	4-5	Fewer penalty yards	44-14
		On Pac-12 Networks	15-5	Trailing after 3 quarters	10-15	More penalty yards	35-12
Coming off a loss	20-6	Day	32-9	Scoring 40+ points	30-0	Winning turnover battle	47-6
Coming off a win	60-20	Night	48-17	Scoring 30-39 points	25-5	Losing turnover battle	14-16
Coming off a bye week	12-4	Saturday	64-20	Scoring 20-29 points	20-7	Winning time of possession	64-11
		Friday	10-2	Scoring 0-19 points	5-14	Losing time of possession	15-15
vs. AP top 25	25-16	Thursday	4-2	Allowing 40+ points	3-8	Defensive/special teams TD	19-5
vs. Unranked opponents	55-10	Wednesday	0-1	Allowing 30-39 points	6-4	Allowing defensive/special teams TD	7-3
Ranked higher	39-13	Tuesday	2-0	Allowing 20-29 points	20-9	Individual 100-yard rusher	48-9
Opponent is ranked higher	10-11	Monday	0-1	Allowing 0-19 points	51-5	Individual 100-yard receiver	27-9
August	4-0	Decided by 3 or less	11-11			Individual 300-yard passer	11-5
September	22-7	Decided by 4-7 points	12-6				
October	23-8	Decided by more than 7	57-9				
November	25-7						
December	4-2						
January	2-2						



2018 Stanford Football
Stanford Rushing/Receiving Game-by-Game (as of Nov 24, 2018)
All games

RUSHING	No-Yds/TD	SDSU	USC	UCD	ORE	ND	UTAH	ASU	WSU	WASH	OSU	UCLA
Love,B RB	144-665/6	18-29/0	22-136/1	DNP	19-89/1	17-73/1	DNP	11-21/0	6-71/0	18-71/1	11-90/1	22-85/1
Scarlett,C RB	53-224/5	7-16/0	5-12/0	9-30/1	3-1/0	1-2/0	6-17/1	9-54/1	3-5/1	3-5/0	3-49/1	4-33/0
Speights,T RB	58-217/1	2-7/0	-	11-87/0	DNP	1-8/0	17-56/1	19-34/0	7-25/0	DNP	DNP	1-0/0
Maddox,D RB	18-73/1	-	-	8-24/0	-	-	-	-	-	1-10/0	9-39/1	-
Woods,J RB	4-15/0	DNP	DNP	1-3/0	DNP	DNP	DNP	DNP	DNP	DNP	3-12/0	DNP
McFarlane,C RB	1-11/0	DNP	DNP	DNP	DNP	DNP	DNP	DNP	DNP	DNP	1-11/0	DNP
Mills,D QB	1-5/0	DNP	DNP	1-5/0	DNP	DNP	DNP	DNP	DNP	DNP	DNP	DNP
Costello,K QB	31-3/0	1-2/0	1-12/0	3-12/0	2-19/0	5-28/0	4-30/0	4-18/0	7-19/0	1-9/0	1-45/0	2-9/0
West,J QB	1-2/0	DNP	DNP	-	DNP	DNP	DNP	DNP	DNP	DNP	1-2/0	DNP
Wilson,M WR	1-1/0	-	-	-	-	-	1-1/0	-	-	-	-	-
TEAM	2-2/0	-	1-1/0	-	DNP	DNP	-	DNP	DNP	-	DNP	1-1/0
Richardson,J QB	1-4/0	DNP	DNP	-	DNP	DNP	DNP	-	DNP	DNP	1-4/0	DNP

RECEIVING	No-Yds/TD	SDSU	USC	UCD	ORE	ND	UTAH	ASU	WSU	WASH	OSU	UCLA
A.-Whiteside,JJ WR	55-860/14	6-226/3	4-62/0	3-36/2	4-84/2	5-30/1	8-103/0	7-91/1	10-111/2	1-11/0	DNP	7-106/3
Irwin,T WR	59-675/2	5-31/0	5-31/0	3-28/0	2-37/0	5-57/0	7-100/0	7-79/0	8-80/0	4-59/1	6-70/0	7-103/1
Smith,K TE	47-635/2	2-18/0	4-77/0	6-68/0	6-95/0	1-4/0	8-120/0	-	9-112/1	8-107/1	3-34/0	DNP
Parkinson,C TE	25-455/7	3-37/1	2-16/1	-	3-50/1	1-31/0	1-24/0	1-5/0	1-2/0	5-79/0	6-166/4	2-45/0
St. Brown,O WR	8-204/1	1-0/0	-	1-53/0	2-49/0	1-45/0	-	1-3/0	-	1-8/0	-	1-52/1
Wilson,M WR	11-115/1	-	-	1-1/0	-	-	1-26/1	1-5/0	1-3/0	1-13/0	2-26/0	4-41/0
Love,B RB	18-80/0	3-18/0	-	DNP	1-9/0	2-7/0	DNP	2-10/0	4-14/0	3-18/0	1-7/0	2-3/0
Scarlett,C RB	7-55/0	-	-	1-6/0	1-3/0	-	-	1-19/0	-	3-22/0	1-5/0	-
Wedington,C WR	7-54/0	1-2/0	DNP	DNP	DNP	DNP	DNP	DNP	DNP	3-30/0	3-22/0	DNP
Speights,T RB	5-44/0	-	1-3/0	1-14/0	DNP	-	1-8/0	2-25/0	-	DNP	DNP	-
Harrington,S TE	2-12/0	-	-	1-8/0	-	-	-	-	-	-	1-4/0	-
Maddox,D RB	1-12/0	-	-	-	-	-	-	-	-	-	1-12/0	-
Fehoko,S WR	1-6/0	DNP	DNP	DNP	DNP	DNP	DNP	DNP	DNP	DNP	1-6/0	-
Heimuli,H FB	1-1/1	-	-	-	-	-	-	-	1-1/1	-	-	-

2018 Stanford Football
Stanford Return Stats Game-by-Game (as of Nov 24, 2018)
All games

PUNT RETURNS	No-Yds	SDSU	USC	UCD	ORE	ND	UTAH	ASU	WSU	WASH	OSU	UCLA
Irwin,T	14-162	1-10	1-8	1-22	-	1-9	1-9	1-8	1-39	3-17	3-18	1-22
Wilson,M	3-38	-	-	2-37	-	1-1	-	-	-	-	-	-
Wedington,C	2-18	2-18	DNP	DNP	DNP	DNP	DNP	DNP	DNP	-	-	DNP

KICK RETURNS	No-Yds	SDSU	USC	UCD	ORE	ND	UTAH	ASU	WSU	WASH	OSU	UCLA
Scarlett,C	22-522	1-20	1-17	-	3-44	1-16	4-100	2-41	4-94	4-91	1-25	1-74
Love,B	3-56	-	1-9	DNP	1-24	1-23	DNP	-	-	-	-	-
Maddox,D	2-40	-	-	-	1-22	-	-	-	-	-	-	1-18
Harrington,S	1-8	-	-	-	-	-	-	-	-	1-8	-	-
Fisk,T	1-3	-	-	1-3	-	-	-	-	-	-	-	-

INT. RETURNS	No-Yds	SDSU	USC	UCD	ORE	ND	UTAH	ASU	WSU	WASH	OSU	UCLA
Adebo,P	2-2	-	-	-	-	-	-	1-2	-	-	-	1-0
Murphy,A	2-32	-	-	1-32	1-0	-	-	-	-	-	-	-
Antoine,M	2-36	DNP	2-36	-	-	-	-	-	-	-	-	-
Booker,T	1-0	-	-	1-0	-	-	-	-	-	-	-	-
Buncom,F	1-0	-	-	-	-	-	-	-	-	-	1-0	-
Barton,S	1-0	-	-	-	-	-	-	1-0	-	-	-	-

FUMBLE RETURNS	No-Yds	SDSU	USC	UCD	ORE	ND	UTAH	ASU	WSU	WASH	OSU	UCLA
Alfieri,J	1-80	-	-	-	1-80	-	-	-	DNP	DNP	DNP	-



2018 Stanford Football
Stanford Total Tackles Game-by-Game (as of Nov 26, 2018)
All games

Total Tackles	UA-A	Total	SDSU	USC	UCD	ORE	ND	UTAH	ASU	WSU	WASH	OSU	UCLA
Okereke, B LB	43-35	78	2-1	3-7	1-1	6-2	5-3	9-3	5-2	1-6	5-6	1-2	5-2
Barton, S LB	38-37	75	3-6	2-8	1-1	5-3	6-3	2-2	2-2	4-6	3-4	4-1	6-1
Adebo, P CB	38-19	57	3-5	3-2	1-2	6-0	6-1	3-2	3-0	5-4	3-1	1-2	4-0
Holder, A CB	29-21	50	DNP	2-2	5-2	1-3	8-2	3-0	1-1	2-8	5-2	-	2-1
Fox, J LB	23-26	49	0-1	0-2	0-2	4-5	3-3	3-1	3-0	3-3	4-5	1-3	2-1
Buncom, F	27-18	45	0-1	3-3	1-2	4-1	3-1	3-1	3-3	2-3	1-2	2-1	5-0
Antoine, M	27-13	40	DNP	1-1	0-2	1-0	6-1	2-2	4-1	1-3	4-2	3-1	5-0
Williams, M DT	20-19	39	2-1	1-3	2-1	3-3	3-0	4-2	0-3	0-3	2-1	1-0	2-2
Murphy, A CB	18-17	35	5-4	1-3	2-4	1-2	1-0	0-1	2-0	2-2	2-0	0-1	2-0
Jackson, D DE	13-21	34	1-4	0-2	2-3	3-2	0-6	2-0	3-0	0-2	1-1	-	1-1
Alfieri, J LB	18-15	33	2-6	2-5	1-2	1-2	7-0	2-0	-	DNP	DNP	DNP	3-0
Branch, M LB	12-21	33	0-3	0-4	1-6	1-1	3-3	1-1	5-1	1-1	0-1	DNP	DNP
Reid, G LB	17-12	29	0-1	0-1	0-2	0-1	4-1	1-0	2-2	1-2	3-1	4-1	2-0
Swann, J DE	15-11	26	2-1	0-5	0-1	5-2	1-0	3-0	1-1	0-1	-	2-0	1-0
Toohill, C LB	9-13	22	2-1	1-7	1-2	DNP	DNP	DNP	2-1	1-1	2-1	DNP	-
Booker, T DE	8-11	19	2-2	-	0-1	0-1	-	2-2	1-2	1-1	1-2	1-0	-
Edwards, B SS	1-14	15	1-4	0-8	0-2	DNP	DNP	DNP	DNP	DNP	DNP	DNP	DNP
Wade-Perry, D DT	5-8	13	-	0-1	0-2	1-2	-	0-1	-	DNP	1-2	2-0	1-0
Eboh, O CB	6-5	11	-	-	1-1	-	-	-	-	-	-	2-4	3-0
Williamson, K CB	8-1	9	DNP	DNP	DNP	-	-	-	-	-	1-0	0-1	7-0
Pryts, A LB	4-3	7	-	-	1-2	1-0	DNP	-	0-1	-	-	-	2-0
Johnson, R DE	1-4	5	-	-	0-2	DNP	1-0	DNP	DNP	DNP	DNP	0-2	-
Burik, L LB	2-2	4	DNP	DNP	0-2	DNP	DNP	DNP	DNP	DNP	DNP	2-0	DNP
Parson, J CB	1-2	3	-	DNP	-	DNP	DNP	DNP	DNP	DNP	DNP	1-2	-
Williams, N	1-2	3	-	-	-	1-2	-	-	DNP	-	-	-	-
Fox, A DE	1-2	3	DNP	DNP	-	DNP	DNP	DNP	DNP	DNP	0-1	0-1	1-0
Trinh, A LB	0-2	2	DNP	DNP	0-2	DNP	DNP	DNP	DNP	DNP	DNP	-	-
Head, S SS	2-0	2	-	DNP	-	-	-	-	-	-	-	2-0	-
Schaffer, T DE	2-0	2	DNP	DNP	DNP	DNP	DNP	DNP	DNP	DNP	-	1-0	1-0
Simmons, B SS	2-0	2	DNP	DNP	DNP	-	1-0	1-0	-	DNP	DNP	DNP	DNP
TEAM	1-0	1	-	-	-	-	-	-	-	-	-	-	1-0
Beecher, R LB	0-1	1	-	-	0-1	-	-	-	-	-	-	-	-
Irwin, T	1-0	1	1-0	-	-	-	-	-	-	-	-	-	-
Costello, K	1-0	1	-	-	-	-	-	-	-	-	-	-	1-0
Butler, T CB	1-0	1	DNP	-	1-0	-	-	-	-	-	-	DNP	DNP
Burkett, J	1-0	1	DNP	DNP	-	-	-	1-0	-	-	-	-	-
Bailey, J	0-1	1	0-1	-	-	-	-	-	-	-	-	-	-
Smith, K	0-1	1	-	0-1	-	-	-	-	-	-	-	-	DNP
Parkinson, C	1-0	1	-	-	1-0	-	-	-	-	-	-	-	-
Bonner, E CB	1-0	1	DNP	DNP	DNP	DNP	DNP	DNP	DNP	DNP	DNP	1-0	-
McNitzky, R	0-1	1	-	0-1	-	-	-	-	-	-	-	-	-
Wedington, C	1-0	1	-	DNP	DNP	DNP	DNP	DNP	DNP	DNP	1-0	-	DNP
Heimuli, H	1-0	1	-	-	1-0	-	-	-	-	-	-	-	-



**2018 Stanford Football
Stanford Sacks Game-by-Game (as of Nov 24, 2018)
All games**

SACKS	UA-A	Total	SDSU	USC	UCD	ORE	ND	UTAH	ASU	WSU	WASH	OSU	UCLA
Swann,J DE	4-1	4.5	2.0-19	-	-	1.0-1	-	-	1.5-3	-	-	-	-
Reid,G LB	3-2	4.0	-	-	-	-	1.0-9	1.0-9	1.0-5	-	-	-	1.0-5
Fox,J LB	2-3	3.5	-	0.5-3	-	1.5-11	-	-	-	-	0.5-4	1.0-12	-
Booker,T DE	3-1	3.5	1.0-13	-	-	-	-	-	-	1.0-6	0.5-5	1.0-5	-
Alfieri,J LB	3-1	3.5	1.0-6	1.5-13	-	-	1.0-1	-	-	DNP	DNP	DNP	-
Toohill,C LB	2-2	3.0	-	1.0-10	-	DNP	DNP	DNP	0.5-5	-	1.5-10	DNP	-
Barton,S LB	2-0	2.0	-	1.0-4	-	-	-	-	-	-	-	-	1.0-9
Okereke,B LB	2-0	2.0	1.0-5	-	-	1.0-13	-	-	-	-	-	-	-
Fox,A DE	1-1	1.5	DNP	DNP	-	DNP	DNP	DNP	DNP	DNP	0.5-5	-	1.0-8
Antoine,M	1-0	1.0	DNP	-	-	-	-	-	-	-	-	-	1.0-8
Buncom,F	1-0	1.0	-	-	-	-	-	-	-	-	-	-	1.0-7
TEAM	1-0	1.0	-	-	-	-	-	-	-	-	-	-	1.0-4
Jackson,D DE	0-1	0.5	-	-	-	0.5-3	-	-	-	-	-	-	-

**2018 Stanford Football
Stanford Team Game-by-Game Comparison (as of Nov 26, 2018)
All games**

Opponent	Score	First Downs				Rushing		Passing		Total Offense Plays-Yards	Return Yards	Turn- Overs
		Total	Rush	Pass	Pen	Number-Yards	Comp-Att-Int	Yards				
SAN DIEGO STATE	31-10	19 / 11	3 / 6	11 / 5	5 / 0	28-50 / 37-150	21-31-1 / 10-15-0	332 / 113	59-382 / 52-263	48 / 37	1 / 1	
USC	17-3	13 / 20	4 / 11	9 / 9	0 / 0	29-159 / 37-114	16-28-0 / 17-36-2	183 / 218	57-342 / 73-332	70 / 4	0 / 3	
UC DAVIS	30-10	17 / 15	6 / 4	10 / 11	1 / 0	33-137 / 21-50	17-33-2 / 28-56-2	214 / 258	66-351 / 77-308	94 / 15	2 / 2	
Oregon	38-31	17 / 27	3 / 10	13 / 15	1 / 2	24-71 / 49-178	19-26-0 / 26-33-1	327 / 346	50-398 / 82-524	170 / 10	0 / 3	
Notre Dame	17-38	10 / 29	1 / 12	7 / 16	2 / 1	24-55 / 55-272	15-27-1 / 24-33-0	174 / 278	51-229 / 88-550	49 / 27	1 / 0	
UTAH	21-40	26 / 22	4 / 12	18 / 8	4 / 2	28-42 / 43-222	26-42-2 / 17-21-0	381 / 199	70-423 / 64-421	109 / 116	4 / 0	
Arizona State	20-13	24 / 20	8 / 4	10 / 16	6 / 0	43-127 / 23-84	22-29-0 / 26-45-2	231 / 353	72-358 / 68-437	51 / 1	0 / 3	
WASHINGTON STATE	38-41	27 / 24	6 / 4	16 / 19	5 / 1	23-120 / 19-59	34-43-0 / 40-50-0	323 / 438	66-443 / 69-497	133 / 0	1 / 0	
Washington	23-27	22 / 19	3 / 6	15 / 11	4 / 2	23-77 / 45-177	29-44-3 / 16-27-0	347 / 194	67-424 / 72-371	116 / 12	3 / 0	
OREGON STATE	48-17	24 / 18	11 / 9	11 / 8	2 / 1	30-244 / 33-168	25-38-1 / 17-35-1	352 / 236	68-596 / 68-404	43 / 32	1 / 1	
UCLA	49-42	24 / 31	5 / 6	16 / 22	3 / 3	30-126 / 37-62	23-37-1 / 29-47-1	344 / 466	67-470 / 84-528	114 / 115	1 / 2	
Totals	332-272	223 / 236	54 / 84	136 / 140	33 / 12	315-1208 / 399-1536	247-378-11 / 250-398-9	3208 / 3099	693-4416 / 797-4635	997 / 369	14 / 15	

Opponent	3rd Down		4th Down		Time of Possession		TOP Margin	Avg Yds/Rush	Avg Yds/Pass	Avg Yds/Play	Punting		Penalties		Sacks
	Conversions	Conversions	Conversions	Conversions	Conversions	Conversions					Number-Avg	Number-Yards			
SAN DIEGO STATE	7-15 / 4-13	0-0 / 0-1	31:10 / 28:50	2:20	1.8 / 4.1	10.7 / 7.5	6.5 / 5.1	5-48.8 / 6-42.8	3-20 / 11-125	5 / 1					
USC	4-13 / 8-17	0-0 / 0-1	30:43 / 29:17	1:26	5.5 / 3.1	6.5 / 6.1	6.0 / 4.5	8-43.9 / 6-36.2	7-50 / 4-35	4 / 0					
UC DAVIS	3-14 / 4-18	2-3 / 2-5	31:50 / 28:10	3:40	4.2 / 2.4	6.5 / 4.6	5.3 / 4.0	4-34.2 / 6-39.8	10-64 / 5-45	0 / 2					
Oregon	5-10 / 9-16	0-1 / 1-2	24:18 / 35:42	-11:24	3.0 / 3.6	12.6 / 10.5	8.0 / 6.4	4-45.0 / 3-33.3	5-23 / 4-32	4 / 2					
Notre Dame	3-13 / 9-17	0-0 / 1-2	25:37 / 34:23	-8:46	2.3 / 4.9	6.4 / 8.4	4.5 / 6.2	8-45.6 / 4-51.2	7-50 / 6-67	2 / 5					
UTAH	3-11 / 6-13	3-3 / 1-1	28:40 / 31:20	-2:40	1.5 / 5.2	9.1 / 9.5	6.0 / 6.6	3-49.7 / 2-46.0	2-20 / 7-65	1 / 4					
Arizona State	8-17 / 5-14	0-0 / 1-1	38:17 / 21:43	16:34	3.0 / 3.7	8.0 / 7.8	5.0 / 6.4	8-41.9 / 5-45.8	5-60 / 7-86	3 / 1					
WASHINGTON STATE	8-13 / 6-13	1-2 / 1-1	28:56 / 31:04	-2:08	5.2 / 3.1	7.5 / 8.8	6.7 / 7.2	2-36.0 / 4-49.0	3-18 / 9-89	1 / 1					
Washington	8-16 / 4-14	0-1 / 2-3	27:22 / 32:38	-5:16	3.3 / 3.9	7.9 / 7.2	6.3 / 5.2	3-44.0 / 5-34.8	4-28 / 8-85	3 / 1					
OREGON STATE	6-12 / 5-15	2-2 / 1-4	33:59 / 26:01	7:58	8.1 / 5.1	9.3 / 6.7	8.8 / 5.9	3-42.0 / 5-42.4	8-70 / 6-34	2 / 1					
UCLA	5-12 / 3-14	0-0 / 3-5	31:09 / 28:51	2:18	4.2 / 1.7	9.3 / 9.9	7.0 / 6.3	5-41.2 / 3-36.3	7-64 / 6-63	6 / 0					
Totals	60-146 / 63-164	8-12 / 13-26	332:01 / 327:59	4:02	3.8 / 3.8	8.5 / 7.8	6.4 / 5.8	53-43.3 / 49-41.4	61-467 / 73-726	31 / 18					

Note: Game totals are displayed in the format TEAM/OPPONENT for each category



Statistic	National Conference Rank		Value National Leader		Value Conference Leader		Value
	Rank	Rank	Value	Leader	Value	Leader	
3rd Down Conversion Pct (129 ranked)	51	6	0.411	Army West Point	0.571	Washington	0.455
3rd Down Conversion Pct Defense (129 ranked)	62	6	0.384	Miami (FL)	0.237	Utah	0.332
4th Down Conversion Pct (129 ranked)	13	4	0.667	Army West Point	0.909	Arizona St.	0.750
4th Down Conversion Pct Defense (129 ranked)	48	2	0.500	UAB	0.214	Oregon	0.455
Blocked Kicks (79 ranked)				Toledo Auburn Baylor	7 7 7	Southern California	4
Blocked Kicks Allowed (129 ranked)	1	1	0	28 teams tied	0	Stanford Arizona St.	0 0
Blocked Punts (25 ranked)				Toledo	6	Arizona St. Arizona Southern California	2 2 2
Blocked Punts Allowed (125 ranked)	1	1	0	58 teams tied	0	6 teams tied	0
Completion Percentage (129 ranked)	22	2	0.653	Washington St.	0.705	Washington St.	0.705
Defensive TDs (36 ranked)				Temple	7	California	5
Fewest Penalties (129 ranked)	30	2	61	Northwestern	34	Washington	59
Fewest Penalties Per Game (129 ranked)	45	4	5.55	Northwestern	2.83	Washington	4.92
Fewest Penalty Yards (129 ranked)	6	1	467	Northwestern	320	Stanford	467
Fewest Penalty Yards Per Game (129 ranked)	17	1	42.45	Northwestern	26.67	Stanford	42.45
First Downs Defense (129 ranked)	54	5	236	Southern Miss.	161	California	195
First Downs Offense (129 ranked)	104	11	223	Ohio St.	350	Washington St.	299
Fumbles Lost (128 ranked)	3	1	3	Mississippi St. Northwestern	2 2	Stanford	3
Fumbles Recovered (129 ranked)	87	7	6	Ohio Boise St.	15 15	Washington St.	10
Kickoff Return Defense (129 ranked)	129	12	36.75	New Mexico	14.89	Colorado	18.28
Kickoff Returns (129 ranked)	46	5	21.69	Utah St.	29.68	UCLA	27.56
Net Punting (129 ranked)	23	3	39.72	Texas A&M	44.96	Washington St.	40.95
Passes Had Intercepted (129 ranked)	81	9	11	Ga. Southern	0	Arizona St.	5
Passes Intercepted (127 ranked)	68	7	9	4 teams tied	18	California	17
Passing Offense (129 ranked)	19	2	291.6	Washington St.	379.8	Washington St.	379.8
Passing Yards Allowed (129 ranked)	123	12	281.7	Miami (FL)	140.8	California	182.5
Passing Yards per Completion (129 ranked)	42	4	12.99	Army West Point	20.34	Arizona	14.18
Punt Return Defense (129 ranked)	11	1	3.56	Arkansas St.	-1.88	Stanford	3.56
Punt Returns (129 ranked)	34	2	11.47	Minnesota	22.25	Oregon	12.10
Red Zone Defense (129 ranked)	31	3	0.791	Fresno St.	0.591	Utah	0.629
Red Zone Offense (128 ranked)	17	2	0.897	Miami (OH)	0.977	Utah	0.911
Rushing Defense (129 ranked)	39	5	139.6	Michigan St.	81.3	Utah	100.3
Rushing Offense (129 ranked)	122	11	109.8	Georgia Tech	334.9	Arizona	202.4
Sacks Allowed (129 ranked)	35	4	1.64	Army West Point	0.18	Washington St.	0.92
Scoring Defense (129 ranked)	48	5	24.7	Mississippi St.	12.0	Washington	16.5
Scoring Offense (129 ranked)	58	6	30.2	Oklahoma	50.3	Washington St.	38.3
Tackles for Loss Allowed (129 ranked)	62	6	5.91	Army West Point	3.00	Washington St.	3.50
Team Passing Efficiency (129 ranked)	14	1	155.26	Alabama	208.51	Stanford	155.26
Team Passing Efficiency Defense (129 ranked)	78	8	134.48	Mississippi St.	97.27	California	110.17
Team Sacks (129 ranked)	27	3	2.82	Northern Ill.	3.83	Washington St.	2.92
Team Tackles for Loss (129 ranked)	82	8	5.5	Miami (FL)	10.5	Utah	8.2
Time of Possession (129 ranked)	61	5	30:11	Army West Point	39:15	Washington St.	32:22
Total Defense (129 ranked)	86	9	421.4	Michigan	262.5	Washington	311.3
Total Offense (129 ranked)	68	8	401.5	Oklahoma	583.8	Washington St.	461.8
Turnover Margin (128 ranked)	56	5	0.09	Ga. Southern	1.83	Arizona St.	0.75
Turnovers Gained (128 ranked)	92	8	15	Ohio Syracuse	30 30	California	23
Turnovers Lost (129 ranked)	25	2	14	Ga. Southern	5	Arizona St.	9
Winning Percentage (125 ranked)	45	5	0.636	4 teams tied	1.000	Washington St.	0.833



Statistic	Player	National Rank	Conference Rank	Value	National Leader	Value	Conference Leader	Value
All Purpose (200 ranked)	Bryce Love JJ Arcega-Whiteside	130 146	15 16	89.00 86.00	Darrell Henderson, Memphis	175.75	J.J. Taylor, Arizona	175.58
Blocked Kicks (5 ranked)					Reggie Gilliam, Toledo	4		
Combined Kick Returns (200 ranked)	Cameron Scarlett Trenton Irwin	39 171	6 14	522 162	Michael Walker, Boston College	1,294	Ashtyn Davis, California	610
Completion Percentage (116 ranked)	K.J. Costello	16	2	0.668	Jack Abraham, Southern Miss.	0.731	Gardner Minshew II, Washington St.	0.706
Completions Per Game (100 ranked)	K.J. Costello	14	2	22.27	Gardner Minshew II, Washington St.	36.08	Gardner Minshew II, Washington St.	36.08
Field Goal Percentage (107 ranked)	Jet Toner	2	1	0.917	Cooper Rothe, Wyoming	0.941	Jet Toner, Stanford	0.917
Field Goals Per Game (135 ranked)	Jet Toner	40	3	1.22	Andre Szmyt, Syracuse	2.33	Matt Gay, Utah	1.92
Forced Fumbles (29 ranked)					Sean Williams, Navy	0.45	Jordan Kunaszyk, California	0.36
Fumbles Recovered (21 ranked)					Chapelle Russell, Temple	5	Ben Burr-Kirven, Washington Taylor Rapp, Washington	3 3
Interceptions Per Game (128 ranked)	Malik Antoine Paulson Adebo Alameen Murphy	111 128 128	12 13 13	0.2 0.2 0.2	Hamp Cheevers, Boston College Andre Cisco, Syracuse	0.6 0.6	Ashtyn Davis, California	0.4
Kickoff Return TDs (6 ranked)					Jason Huntley, New Mexico St.	3	4 players tied	1
Kickoff Returns (70 ranked)	Cameron Scarlett	33	5	23.7	Savon Scarver, Utah St.	34.2	Travell Harris, Washington St.	27.8
Passes Defended (24 ranked)	Paulson Adebo	5	1	1.6	Bryce Hall, Virginia	1.8	Paulson Adebo, Stanford	1.6
Passing Efficiency (116 ranked)	K.J. Costello	13	1	159.1	Tua Tagovailoa, Alabama	212.5	K.J. Costello, Stanford	159.1
Passing TDs (163 ranked)	K.J. Costello	9	2	28	Dwayne Haskins, Ohio St.	42	Gardner Minshew II, Washington St.	36
Passing Yards (130 ranked)	K.J. Costello	14	2	3,198	Gardner Minshew II, Washington St.	4,477	Gardner Minshew II, Washington St.	4,477
Passing Yards Per Game (130 ranked)	K.J. Costello	12	2	290.7	Gardner Minshew II, Washington St.	373.1	Gardner Minshew II, Washington St.	373.1
Passing Yards per Completion (116 ranked)	K.J. Costello	30	4	13.05	Kyler Murray, Oklahoma	17.01	Khall Tate, Arizona	14.88
Points Responsible For (197 ranked)	K.J. Costello JJ Arcega-Whiteside	26 142	3 13	170 86	D'Eriq King, Houston	302	Gardner Minshew II, Washington St.	234
Points Responsible For Per Game (199 ranked)	K.J. Costello JJ Arcega-Whiteside Jet Toner	21 101 175	2 10 19	15.5 8.6 7.0	D'Eriq King, Houston	27.5	Gardner Minshew II, Washington St.	19.5
Punt Return TDs (5 ranked)					4 players tied	2	5 players tied	1
Punt Returns (52 ranked)	Trenton Irwin	10	1	11.6	Marcus Hayes, New Mexico	21.2	Trenton Irwin, Stanford	11.6
Punting (97 ranked)	Jake Bailey	25	4	43.3	Braden Mann, Texas A&M	51.1	Stefan Flintoft, UCLA	45.8
Receiving TDs (174 ranked)	JJ Arcega-Whiteside Colby Parkinson	3 62	1 7	14 7	John Ursua, Hawaii	16	JJ Arcega-Whiteside, Stanford	14
Receiving Yards (200 ranked)	JJ Arcega-Whiteside Trenton Irwin Kaden Smith	52 109 128	6 13 20	860 675 635	Andy Isabella, Massachusetts	1,690	Dillon Mitchell, Oregon	1,114
Receiving Yards Per Game (200 ranked)	JJ Arcega-Whiteside Kaden Smith Trenton Irwin	28 83 94	4 8 13	86.0 63.5 61.4	Andy Isabella, Massachusetts	141.5	Laviska Shenault, Colorado	112.3
Receptions Per Game (200 ranked)	JJ Arcega-Whiteside Trenton Irwin Kaden Smith	42 47 83	5 7 17	5.5 5.4 4.7	Laviska Shenault, Colorado	9.6	Laviska Shenault, Colorado	9.6
Rush Yards Per Carry (165 ranked)	Bryce Love	120	11	4.62	Kennedy Brooks, Oklahoma	9.64	Aca/Cedric Ware, Southern California	6.60
Rushing TDs (191 ranked)	Bryce Love Cameron Scarlett	140 191	14 17	6 5	Devin Singletary, Fla. Atlantic	22	Eno Benjamin, Arizona St.	15
Rushing Yards (200 ranked)	Bryce Love	126	12	665	Jonathan Taylor, Wisconsin	1,909	Eno Benjamin, Arizona St.	1,524
Rushing Yards Per Game (200 ranked)	Bryce Love	73	10	73.9	Jonathan Taylor, Wisconsin	165.8	Eno Benjamin, Arizona St.	127.0
Sacks (149 ranked)	Jovan Swann	143	7	0.41	Jaylon Ferguson, Louisiana Tech	1.25	Bradlee Anae, Utah	0.67
Scoring (200 ranked)	JJ Arcega-Whiteside Jet Toner	21 75	2 9	8.6 7.0	Andre Szmyt, Syracuse	11.8	Matt Gay, Utah	9.3
Solo Tackles (47 ranked)					Joe Dineen Jr., Kansas	9.0	Jordan Kunaszyk, California	7.2
Tackles For Loss (36 ranked)					Nate Harvey, East Carolina	2.2	Chase Hansen, Utah	1.8
Total Interceptions (36 ranked)					Hamp Cheevers, Boston College Andre Cisco, Syracuse	7 7	Ashtyn Davis, California Jevon Holland, Oregon Jaylon Johnson, Utah	4 4 4
Total Offense (200 ranked)	K.J. Costello Bryce Love	19 198	2 23	291.0 73.9	Gardner Minshew II, Washington St.	381.7	Gardner Minshew II, Washington St.	381.7
Total Points Scored (142 ranked)	JJ Arcega-Whiteside	60	6	84	Andre Szmyt, Syracuse	141	Matt Gay, Utah	112
Total Tackles (487 ranked)	Bobby Okereke Sean Barton Paulson Adebo Allijah Holder	134 167 405 465	14 18 28 33	7.1 6.8 5.2 4.9	Javahn Ferguson, New Mexico St.	13.2	Ben Burr-Kirven, Washington	12.9
Total Touchdowns (107 ranked)	JJ Arcega-Whiteside	21	3	14	Darrell Henderson, Memphis Devin Singletary, Fla. Atlantic	22 22	Eno Benjamin, Arizona St.	17
Yards per Pass Attempt (116 ranked)	K.J. Costello	14	2	8.71	Kyler Murray, Oklahoma	12.01	Jake Browning, Washington	8.94
Yards per Reception (199 ranked)	Colby Parkinson JJ Arcega-Whiteside Kaden Smith	24 82 180	2 10 14	18.20 15.64 13.51	Taysir Mack, Pittsburgh	23.29	Michael Pittman, Southern California	18.49



Offense	WR	TE	LT	LG	C	RG	RT	TE	WR	QB	RB	FB	TE/WR
San Diego State	Arcega-Whiteside	Smith	Little	Hamilton	Dalman	Herbig	Hall	Parkinson	Irwin	Costello	Love	--	--
USC	Arcega-Whiteside	Smith	Little	Hamilton	Dalman	Herbig	Hall	Parkinson	Irwin	Costello	Love	--	--
UC Davis	Arcega-Whiteside	Smith	Little	Hamilton	Burkett	Herbig	Hall	Parkinson	Irwin	Costello	Scarlett	--	--
at Oregon	Arcega-Whiteside	Smith	Little	Fanaika	Burkett	Dalman	Herbig	--	Irwin	Costello	Love	Williams	--
at Notre Dame	Arcega-Whiteside	Smith	Little	Fanaika	Burkett	Herbig	Hall	Parkinson	Irwin	Costello	Love	--	--
Utah	Arcega-Whiteside	Smith	Little	Fanaika	Burkett	Herbig	Hall	--	Irwin	Costello	Speights	--	Wilson
at Arizona State	Arcega-Whiteside	Smith	Little	Fanaika	Burkett	Dalman	Hall	Fisk	Irwin	Costello	Love	--	--
Washington State	Arcega-Whiteside	Smith	Little	Fanaika	Burkett	Hamilton	Hall	Parkinson	Irwin	Costello	Love	--	--
at Washington	Arcega-Whiteside	Smith	Little	Fanaika	Burkett	Hamilton	Hall	Fisk	Irwin	Costello	Love	--	--
Oregon State	Wedington	Smith	Little	Fanaika	Burkett	Powell	Hall	Parkinson	Irwin	Costello	Love	--	--
at UCLA	Arcega-Whiteside	Harrington	Little	Fanaika	Burkett	Powell	Hall	Parkinson	Irwin	Costello	Love	--	--

Defense	DE	DT	DT	DE	OLB	ILB	ILB	OLB	CB	CB	FS	SS	NB
San Diego State	Jackson	Williams	--	Swann	Alfieri	Okereke	Barton	Toohill	Murphy	Adebo	Buncom	Edwards	--
USC	Jackson	Williams	--	Swann	Alfieri	Okereke	Barton	Toohill	Murphy	Holder	Buncom	Edwards	--
UC Davis	Jackson	Williams	--	--	Alfieri	Okereke	Barton	Toohill	Adebo	Holder	Buncom	Edwards	Antoine
at Oregon	Jackson	Williams	--	Swann	Alfieri	Okereke	Barton	Fox	Adebo	Holder	Buncom	Antoine	--
at Notre Dame	Jackson	Williams	--	Swann	Alfieri	Okereke	Barton	Fox	Adebo	Holder	Buncom	Antoine	--
Utah	Jackson	Williams	--	Swann	Alfieri	Okereke	Barton	Fox	Adebo	Holder	Buncom	Antoine	--
at Arizona State	Jackson	Williams	--	Swann	Alfieri	Okereke	Barton	Toohill	Adebo	Holder	Buncom	Antoine	--
Washington State	Jackson	Williams	--	--	Reid	Okereke	Barton	Fox	Adebo	Holder	Buncom	Antoine	Murphy
at Washington	Jackson	Williams	--	Booker	Toohill	Okereke	Barton	Fox	Adebo	Holder	Buncom	Antoine	--
Oregon State	Jackson	Williams	--	Swann	Reid	Okereke	Barton	Fox	Adebo	Holder	Buncom	Antoine	--
at UCLA	Jackson	Williams	--	Swann	Reid	Okereke	Barton	Fox	Adebo	Murphy	Buncom	Antoine	--

Special Teams	PK	KO	P	HLD	LS	SS
San Diego State	Toner	Bailey	Bailey	Bailey	McNitzky	McNitzky
USC	Toner	Bailey	Bailey	Bailey	McNitzky	McNitzky
UC Davis	Toner	Bailey	Bailey	Bailey	McNitzky	McNitzky
at Oregon	Toner	Bailey	Bailey	Bailey	McNitzky	McNitzky
at Notre Dame	Toner	Bailey	Bailey	Bailey	McNitzky	McNitzky
Utah	Toner	Bailey	Bailey	Bailey	McNitzky	McNitzky
at Arizona State	Toner	Bailey	Bailey	Bailey	McNitzky	McNitzky
Washington State	Toner	Bailey	Bailey	Bailey	McNitzky	McNitzky
at Washington	Riccitelli	Bailey	Bailey	Bailey	McNitzky	McNitzky
Oregon State	Riccitelli	Bailey	Bailey	Bailey	McNitzky	McNitzky
at UCLA	Toner	Bailey	Bailey	Bailey	McNitzky	McNitzky

Start Chart

Offense		2018	Career	Consecutive	Defense		2018	Career	Consecutive
No.	Name	GP-GS	Starts	Starts	No.	Name	GP-GS	Starts	Starts
19	Arcega-Whiteside, J.J.	10-10	22	1	11	Adebo, Paulson	11-10	10	9
73	Burkett, Jesse	9-9	36	9	32	Alfieri, Joey	8-7	28	0
3	Costello, K.J.	11-11	18	17	3	Antoine, Malik	11-9	9	9
51	Dalman, Drew	8-5	4	0	27	Barton, Sean	11-11	14	11
71	Fanaika, Brandon	10-8	16	8	34	Booker, Thomas	11-1	1	0
88	Fisk, Tucker	11-2	2	0	5	Buncom, Frank	11-11	24	22
75	Hall, A.T.	11-10	35	7	9	Edwards, Ben	3-3	10	0
74	Hamilton, Devery	9-5	13	0	10	Fox, Jordan	11-7	7	4
80	Harrington, Scooter	10-1	5	1	13	Holder, Alijah	10-9	29	0
63	Herbig, Nate	7-6	25	0	97	Jackson, Dylan	11-11	24	18
2	Irwin, Trent	11-11	39	12	23	Murphy, Alameen	11-4	24	1
72	Little, Walker	11-11	17	11	20	Okereke, Bobby	11-11	38	38
20	Love, Bryce	9-9	24	5	15	Perez, Jordan	2-0	10	0
84	Parkinson, Colby	11-8	9	2	90	Reid, Gabe	11-3	3	2
55	Dylan Powell	9-2	2	2	2	Simmons, Brandon	4-0	4	0
22	Scarlett, Cam	11-1	2	0	51	Swann, Jovan	11-8	9	2
82	Smith, Kaden	10-10	12	0	52	Toohill, Casey	6-5	7	0
23	Speights, Trevor	9-1	1	0	57	Williams, Mike	11-11	11	11
8	Stewart, Donald	3-0	2	0					
5	Wedington, Connor	3-1	5	0					
4	Wilson, Michael	11-1	1	0					
54	Wilson, Nick	11-0	1	0					



#	PLAYER	GP-GS	SDSU	USC	UCD	ORE	ND	UTAH	ASU	WSU	WASH	OSU	UCLA
11	A.-Whiteside,JJ	10/10	START	START	START	START	START	START	START	START	START	...	START
11	Adebo,P	11/10	START	XXX	START	START	START	START	START	START	START	START	START
32	Aliferi,J	8/7	START	START	START	START	START	START	START	XXX
3	Antoine,M	10/9	...	XXX	START	START	START	START	START	START	START	START	START
14	Bailey,J	11/-	XXX	XXX	XXX	XXX	XXX	XXX	XXX	XXX	XXX	XXX	XXX
27	Barton,S	11/11	SIARI	SIARI	SIARI	SIARI	SIARI	SIARI	SIARI	SIARI	SIARI	SIARI	SIARI
43	Beecher,R	11/-	XXX	XXX	XXX	XXX	XXX	XXX	XXX	XXX	XXX	XXX	XXX
58	Boles,D	2/-	XXX	XXX	XXX
30	Bonner,E	2/-	XXX	XXX
34	Booker,T	11/1	XXX	XXX	XXX	XXX	XXX	XXX	XXX	XXX	START	XXX	XXX
31	Branch,M	9/-	XXX	XXX	XXX	XXX	XXX	XXX	XXX	XXX	XXX
5	Buncom,F	11/11	START	START	START	START	START	START	START	START	START	START	START
49	Burik,L	2/-	XXX	XXX	...
73	Burkett,J	9/9	START	START	START	START	START	START	START	START	START
8	Butler,T	8/-	...	XXX	XXX	XXX	XXX	XXX	XXX	XXX	XXX
83	Buzzell,C	1/-	XXX
65	Chaffin,E	9/-	XXX	...	XXX	XXX	XXX	XXX	XXX	XXX	XXX	XXX	...
0C	Cusilello,K	11/11	START	START	START	START	START	START	START	START	START	START	START
5A	Dalman,D	7/4	START	START	XXX	START	START	XXX	XXX
22	Eboh,O	11/-	XXX	XXX	XXX	XXX	XXX	XXX	XXX	XXX	XXX	XXX	XXX
9	Edwards,B	3/3	START	START	START
71	Fanaika,B	11/8	XXX	XXX	XXX	START	START	START	START	START	START	START	START
1C	Fehoko,S	2/-	XXX	XXX
88	Fisk,T	11/2	XXX	XXX	XXX	XXX	XXX	XXX	START	XXX	START	XXX	XXX
6	Fox,A	4/-	XXX	XXX	XXX	XXX
10	Fox,J	11/7	XXX	XXX	XXX	START	START	START	XXX	START	START	START	START
75	Hall,AT	11/10	START	START	START	START	START	START	START	START	START	START	START
74	Hamilton,D	9/5	SIARI	SIARI	SIARI	...	XXX	XXX	XXX	SIARI	SIARI	...	XXX
80	Harrington,S	11/1	XXX	XXX	XXX	XXX	XXX	XXX	XXX	XXX	XXX	XXX	START
78	Hattis,H	11/-	XXX	XXX	XXX	XXX	XXX	XXX	XXX	XXX	XXX	XXX	XXX
18	Head,S	10/-	XXX	...	XXX	XXX	XXX	XXX	XXX	XXX	XXX	XXX	XXX
3D	Heimuli,H	11/-	XXX	XXX	XXX	XXX	XXX	XXX	XXX	XXX	XXX	XXX	XXX
63	Herbig,N	6/6	START	START	START	START	START	START
13	Holder,A	10/9	...	START	START	START	START	START	START	START	START	START	XXX
0B	Irwin,T	11/11	START	START	START	START	START	START	START	START	START	START	START
97	Jackson,D	11/11	START	START	START	START	START	START	START	START	START	START	START
23	Johnson,R	6/-	XXX	XXX	XXX	...	XXX	XXX	XXX
77	Keck,Thunder	10/-	XXX	XXX	XXX	XXX	XXX	XXX	XXX	XXX	XXX	XXX	...
86	Krishnamurthi,S	1/-	XXX
72	Little,W	11/11	START	START	START	START	START	START	START	START	START	START	START
2J	Love,B	9/9	START	START	...	START	START	...	START	START	START	START	START
2H	Maddox,D	11/-	XXX	XXX	XXX	XXX	XXX	XXX	XXX	XXX	XXX	XXX	XXX
1D	Mangum-Farrar	1/-	XXX
85	McCombs,K	1/-	XXX
3A	McFarlane,C	1/-	XXX	...
69	McNitzky,R	11/-	XXX	XXX	XXX	XXX	XXX	XXX	XXX	XXX	XXX	XXX	XXX
45	Miezan,R	2/-	XXX	XXX
1E	Mills,D	1/-	XXX
4	Murphy,A	11/4	START	START	XXX	XXX	XXX	XXX	XXX	START	XXX	XXX	START
20	Okerere,C	11/11	START	START	START	START	START	START	START	START	START	START	START
84	Parkinson,C	11/7	START	START	START	START	START	START	XXX	START	XXX	START	START
28	Parson,JJ	4/-	XXX	...	XXX	XXX	XXX
76	Pease,G	2/-	XXX	XXX	...
15	Perez,J	2/-	XXX	XXX
42	Phillips,C	1/-	XXX
55	Powell,D	9/2	XXX	...	XXX	...	XXX	XXX	XXX	XXX	XXX	START	START
25	Pryts,A	10/-	XXX	XXX	XXX	XXX	...	XXX	XXX	XXX	XXX	XXX	XXX
90	Reid,G	11/3	XXX	XXX	XXX	XXX	XXX	XXX	XXX	START	XXX	START	START
37	Riccitelli,C	2/-	XXX	XXX	...
1H	Richardson,J	3/-	XXX	XXX	XXX	...
21	Robinson,C	2/-	XXX	XXX	...
79	Sarell,F	2/-	XXX	XXX
2B	Scarlett,C	11/1	XXX	XXX	START	XXX	XXX	XXX	XXX	XXX	XXX	XXX	XXX
91	Schaffer,T	3/-	XXX	XXX	XXX
1A	Schwartz,H	2/-	XXX	XXX	...
2	Simmons,B	4/-	XXX	XXX	XXX	XXX
82	Smith,K	10/10	START	START	START	START	START	START	START	START	START	START	...
87	Snyder,B	2/-	XXX	XXX
2C	Speights,T	8/1	XXX	XXX	XXX	...	XXX	START	XXX	XXX	XXX
0I	St. Brown,O	11/-	XXX	XXX	XXX	XXX	XXX	XXX	XXX	XXX	XXX	XXX	XXX
0H	Stewart,D	3/-	XXX	XXX	XXX
51	Swann,J	11/8	START	START	XXX	START	START	START	START	XXX	XXX	START	START
2F	Toner,J	9/-	XXX	XXX	XXX	XXX	XXX	XXX	XXX	XXX	XXX
52	Tochill,C	7/5	START	START	START	START	XXX	START	...	XXX
40	Trnh,A	3/-	XXX	XXX	XXX
24	Wade-Perry,D	10/-	XXX	XXX	XXX	XXX	XXX	XXX	XXX	...	XXX	XXX	XXX
0E	Wedington,C	3/1	XXX	XXX	START	...
1J	West,J	2/-	XXX	XXX	...
57	Williams,M	11/11	SIARI	SIARI	SIARI	SIARI	SIARI	SIARI	SIARI	SIARI	SIARI	SIARI	SIARI
19	Williams,N	10/-	XXX	XXX	XXX	XXX	XXX	XXX	...	XXX	XXX	XXX	XXX
0F	Williams,R	10/1	XXX	XXX	...	START	XXX	XXX	XXX	XXX	XXX	XXX	XXX
29	Williamson,K	8/-	XXX	XXX	XXX	XXX	XXX	XXX	XXX	XXX
0D	Wilson,M	11/1	XXX	XXX	XXX	XXX	XXX	START	XXX	XXX	XXX	XXX	XXX
54	Wilson,N	11/-	XXX	XXX	XXX	XXX	XXX	XXX	XXX	XXX	XXX	XXX	XXX
2E	Woods,J	2/-	XXX	XXX	...

**San Diego State**

Qtr	Time	Play	Plays-Yards	TOP	Score
2nd	7:27	Okereke safety	--	--	STAN 2-SDSU 7
	0:27	Arcega-Whiteside 38 yd pass from Costello (Toner PAT)	3-52	0:42	STAN 9-SDSU 7
3rd	11:02	Arcega-Whiteside 19 yd pass from Costello (Toner PAT)	4-49	1:46	STAN 16-SDSU 7
	4:43	Arcega-Whiteside 80 yd pass from Costello (Whiteside from Costello)	3-75	2:06	STAN 24-SDSU 10
4th	10:54	Parkinson 19 yd pass from Costello (Toner PAT)	7-68	4:02	STAN 31-SDSU 10

USC

Qtr	Time	Play	Plays-Yards	TOP	Score
1st	10:26	Love 6 yd run (Toner PAT)	8-83	4:34	STAN 7-USC 0
2nd	0:34	Parkinson 9 yd pass from Costello (Toner PAT)	5-51	0:44	STAN 14-USC 0
3rd	6:04	Toner 30 yd field goal	9-79	5:13	STAN 17-USC 3

UC Davis

Qtr	Time	Play	Plays-Yards	TOP	Score
2nd	13:26	Arcega-Whiteside 9 yd pass from Costello (Toner PAT)	14-63	7:12	STAN 7-UCD 3
	7:28	Toner 31 yd field goal	10-31	4:16	STAN 10-UCD 3
	2:16	Arcega-Whiteside 8 yd pass from Costello (Toner PAT)	7-62	3:25	STAN 17-UCD 3
3rd	12:38	Toner 33 yd field goal	4-4	1:26	STAN 20-UCD 3
	2:38	Scarlett 5 yd run (Toner PAT)	2-58	0:43	STAN 27-UCD 3
4th	3:43	Toner 46 yd field goal	4-(-4)	2:18	STAN 30-UCD 3

at Oregon

Qtr	Time	Play	Plays-Yards	TOP	Score
2nd	9:14	Arcega-Whiteside 13 yd pass from Costello (Toner PAT)	7-64	4:12	STAN 7-ORE 14
3rd	2:43	Alfieri 80 yd fumble return (Toner PAT)	--	--	STAN 14-ORE 24
	0:12	Love 22 yd run (Toner PAT)	3-65	1:11	STAN 21-ORE 24
4th	3:10	Arcega-Whiteside 15 yd pass from Costello (Toner PAT)	3-79	1:29	STAN 28-ORE 31
	0:00	Toner 32 yd field goal	6-46	0:51	STAN 31-ORE 31
OT	--	Parkinson 23 yd pass from Costello (Toner PAT)	2-25	--	STAN 38-ORE 31

at Notre Dame

Qtr	Time	Play	Plays-Yards	TOP	Score
1st	4:39	Love 39 yd run (Toner PAT)	7-75	3:34	STAN 7-ND 7
2nd	10:36	Arcega-Whiteside 4 yd pass from Costello (Toner PAT)	8-84	4:33	STAN 14-ND 14
3rd	2:16	Toner 46 yd field goal	8-53	3:51	STAN 17-ND 24

Utah

Qtr	Time	Play	Plays-Yards	TOP	Score
2nd	0:24	Speights 2 yd run (Toner PAT)	11-77	2:26	STAN 7-UTAH 21
3rd	5:02	Scarlett 1 yd run (Toner PAT)	9-77	4:33	STAN 14-UTAH 27
	1:44	Wilson 26 yd pass from Costello (Toner PAT)	5-74	2:02	STAN 21-UTAH 27

at Arizona State

Qtr	Time	Play	Plays-Yards	TOP	Score
2nd	3:40	Toner 21 yd field goal	8-63	4:43	STAN 3-ASU 3
	0:00	Toner 31 yd field goal	12-76	2:05	STAN 6-ASU 3
3rd	7:55	Arcega-Whiteside 28 yd pass from Costello (Toner PAT)	8-75	4:03	STAN 13-ASU 6
	2:45	Scarlett 1 yd run (Toner PAT)	7-80	3:45	STAN 20-ASU 6

Washington State

Qtr	Time	Play	Plays-Yards	TOP	Score
1st	11:09	Arcega-Whiteside 18 yd pass from Costello (Toner PAT)	10-75	3:51	STAN 7-WSU 0
	1:22	Scarlett 2 yd run (Toner PAT)	8-75	3:56	STAN 14-WSU 14
2nd	9:25	Smith 10 yd pass from Costello (Toner PAT)	4-66	2:00	STAN 21-WSU 14
	1:04	Heimuli 1 yd pass from Costello (Toner PAT)	8-80	4:31	STAN 28-WSU 14
3rd	6:16	Toner 40 yd field goal	8-53	4:16	STAN 31-WSU 24
4th	1:25	Arcega-Whiteside 25 yd pass from Costello (Toner PAT)	10-73	2:57	STAN 38-WSU 38

at Washington

Qtr	Time	Play	Plays-Yards	TOP	Score
3rd	9:43	Smith 14 yd pass from Costello (Riccitelli PAT)	8-61	4:27	STAN 7-WASH 21
	1:55	Love 5 yd run (Riccitelli PAT)	6-67	2:28	STAN 14-WASH 24
4th	9:00	Riccitelli 21 yd field goal	5-30	2:55	STAN 17-WASH 24
	3:24	Irwin 33 yd pass from Costello (kick failed)	6-80	1:39	STAN 23-WASH 27

Oregon State

Qtr	Time	Play	Plays-Yards	TOP	Score
1st	13:12	Love 28 yd run (Riccitelli PAT)	5-75	1:48	OSU 0-STAN 7
	5:25	Parkinson 28 yd pass from Costello (kick failed)	8-75	3:44	OSU 7-STAN 13
2nd	14:17	Parkinson 9 yd pass from Costello (Riccitelli PAT)	9-65	4:47	OSU 7-STAN 20
	12:47	Parkinson 75 yd pass from Costello (Riccitelli PAT)	1-75	0:12	OSU 7-STAN 27
	7:51	Parkinson 5 yd pass from Costello (Riccitelli PAT)	4-51	2:58	OSU 7-STAN 34
3rd	9:32	Scarlett 41 yd run (Riccitelli PAT)	4-72	2:11	OSU 17-STAN 41
4th	13:33	Maddox 1 yd run (Riccitelli PAT)	15-80	8:44	OSU 17-STAN 48

at UCLA

Qtr	Time	Play	Plays-Yards	TOP	Score
1st	7:50	Arcega-Whiteside 19 yd pass from Costello (Toner PAT)	5-62	2:12	STAN 7-UCLA 3
	3:20	Toner 30 yd field goal	6-25	3:02	STAN 10-UCLA 3
2nd	11:11	Love 2 yd run (Toner PAT)	7-75	3:49	STAN 17-UCLA 6
	2:27	Irwin 37 yd pass from Costello (Toner PAT)	3-37	0:16	STAN 24-UCLA 13
	0:03	Toner 20 yd field goal	3-24	0:22	STAN 27-UCLA 20
3rd	7:02	Arcega-Whiteside 23 yd pass from Costello (Toner PAT)	10-75	5:17	STAN 34-UCLA 27
	5:24	Arcega-Whiteside 2 yd pass from Costello (Toner PAT)	4-21	1:30	STAN 41-UCLA 27
4th	8:19	St. Brown 52 yd pass from Costello (Toner PAT)	3-75	1:08	STAN 49-UCLA 42

**San Diego State**

Qtr	Time	Play	Plays-Yards	TOP	Score
1st	2:38	Washington 4 yd run (Baron PAT)	8-92	4:14	STAN 0-SDSU 7
3rd	6:49	Baron 30 yd field goal	10-62	4:13	STAN 16-SDSU 10

USC

Qtr	Time	Play	Plays-Yards	TOP	Score
3rd	11:24	McGrath 35 yd field goal	9-58	3:36	STAN 14-USC 3

UC Davis

Qtr	Time	Play	Plays-Yards	TOP	Score
1st	8:42	O'Rourke 26 yd field goal	4-3	1:07	STAN 0-UCD 3
4th	0:00	Spencer 26 yd pass from Rodrigues (O'Rourke PAT)	3-47	0:15	STAN 30-UCD 10

at Oregon

Qtr	Time	Play	Plays-Yards	TOP	Score
1st	8:30	Brooks-James 7 yd run (Stack PAT)	6-82	2:09	STAN 0-ORE 7
2nd	13:36	Breeland 7 yd pass from Herbert (Stack PAT)	14-88	6:29	STAN 0-ORE 14
	7:30	Verdell 48 yd run (Stack PAT)	4-75	1:44	STAN 7-ORE 21
	1:55	Stack 38 yd field goal	11-59	3:57	STAN 7-ORE 24
4th	4:39	Habibi-Likio 1 yd run (Stack PAT)	11-70	6:11	STAN 21-ORE 31

at Notre Dame

Qtr	Time	Play	Plays-Yards	TOP	Score
1st	8:13	Williams 45 yd run (Yoon PAT)	7-85	2:20	STAN 0-ND 7
	0:09	Weishar 6 yd pass from Book (Yoon PAT)	11-77	4:30	STAN 7-ND 14
2nd	0:39	Claypool 10 yd pass from Book (Yoon PAT)	7-80	1:24	STAN 14-ND 21
3rd	8:07	Yoon 37 yd field goal	11-56	4:05	STAN 14-ND 24
4th	8:16	Boykin 8 yd pass from Book (Yoon PAT)	10-58	3:05	STAN 17-ND 31
	8:02	Mack 35 yd pass from Book (Yoon PAT)	1-35	0:08	STAN 17-ND 38

Utah

Qtr	Time	Play	Plays-Yards	TOP	Score
1st	0:47	Moss 7 yd run (Gay PAT)	13-80	6:28	STAN 0-UTAH 7
2nd	10:50	Johnson 100 yd interception return (Gay PAT)	--	--	STAN 0-UTAH 14
	2:56	Moss 35 yd run (Gay PAT)	9-72	5:19	STAN 0-UTAH 21
	0:00	Gay 48 yd field goal	4-45	0:24	STAN 7-UTAH 24
3rd	9:40	Gay 49 yd field goal	12-44	5:20	STAN 7-UTAH 27
4th	12:33	Gay 34 yd field goal	9-59	4:11	STAN 21-UTAH 30
	7:12	Nacua 57 yd pass from Huntley (Gay PAT)	5-74	2:39	STAN 21-UTAH 37
	3:34	Gay 37 yd field goal	5-39	1:58	STAN 21-UTAH 40

at Arizona State

Qtr	Time	Play	Plays-Yards	TOP	Score
1st	0:27	Ruiz 34 yd field goal	8-6	1:57	STAN 0-ASU 3
3rd	11:58	Ruiz 24 yd field goal	8-59	3:02	STAN 6-ASU 6
4th	7:50	Wilkins 10 yd run (Ruiz PAT)	6-64	1:44	STAN 20-ASU 13

Washington State

Qtr	Time	Play	Plays-Yards	TOP	Score
1st	8:17	Williams 5 yd run (Mazza PAT)	6-75	2:52	STAN 7-WSU 7
	5:23	Borghi 4 yd pass from Minshew (Mazza PAT)	5-23	2:12	STAN 7-WSU 14
2nd	0:00	Mazza 23 yd field goal	7-69	1:04	STAN 28-WSU 17
3rd	10:32	Williams 3 yd run (Mazza PAT)	9-75	4:28	STAN 28-WSU 24
4th	12:26	Martin 7 yd pass from Minshew (Mazza PAT)	10-82	5:01	STAN 31-WSU 31
	4:28	Bell 3 yd pass from Minshew (Mazza PAT)	11-67	4:47	STAN 31-WSU 38
	0:19	Mazza 42 yd field goal	7-50	1:06	STAN 38-WSU 41

at Washington

Qtr	Time	Play	Plays-Yards	TOP	Score
1st	8:09	Browning 2 yd run (Henry PAT)	8-73	4:44	STAN 0-WASH 7
	0:55	Sample 11 yd pass from Browning (Henry PAT)	14-80	5:30	STAN 0-WASH 14
2nd	12:20	Gaskin 6 yd run (Henry PAT)	6-26	2:31	STAN 0-WASH 21
3rd	4:27	Henry 22 yd field goal	10-70	5:16	STAN 7-WASH 24
4th	5:09	Henry 38 yd field goal	9-54	3:51	STAN 17-WASH 27

Oregon State

Qtr	Time	Play	Plays-Yards	TOP	Score
1st	9:09	Bradford 63 yd pass from Luton (Choukair PAT)	1-63	0:10	OSU 7-STAN 7
2nd	2:36	Togiai 7 yd pass from Luton (Choukair PAT)	13-75	5:15	OSU 14-STAN 34
	0:00	Choukair 40 yd field goal	4-26	0:20	OSU 17-STAN 34

at UCLA

Qtr	Time	Play	Plays-Yards	TOP	Score
1st	13:32	Molson 38 yd field goal	4-2	0:42	STAN 0-UCLA 3
	0:00	Molson 35 yd field goal	8-57	3:20	STAN 10-UCLA 6
2nd	7:34	Kelley 12 yd run (Molson PAT)	9-75	3:37	STAN 17-UCLA 13
	0:37	Kelley 1 yd run (Molson PAT)	7-75	1:50	STAN 24-UCLA 20
3rd	12:19	Irby 12 yd run (Molson PAT)	9-75	2:41	STAN 27-UCLA 27
	2:21	Andrus safety	--	--	STAN 41-UCLA 29
	2:09	Holmes 93 yd kickoff return (Molson PAT)	--	--	STAN 41-UCLA 36
4th	9:27	Speight 1 yd run (Speight pass failed)	13-90	4:35	STAN 41-UCLA 42

**#13/13 Stanford 31, San Diego State 10
Aug. 31, 2018 • Stanford, Calif.**

Score by Quarters	1	2	3	4	Score
San Diego State (0-1)	7	0	3	0	10
Stanford (1-0)	0	9	15	7	31

Qtr	Time	Team - Scoring Play	Plays-Yards	TOP	Score
1st	2:38	SDSU - Washington 4 yd run (Baron PAT)	8-92	4:14	STAN 0-SDSU 7
2nd	7:27	STAN - Okereke safety	--	--	STAN 2-SDSU 7
	0:27	STAN - Arcega-Whiteside 38 yd pass from Costello (Toner PAT)	3-52	0:42	STAN 9-SDSU 7
3rd	11:02	STAN - Arcega-Whiteside 19 yd pass from Costello (Toner PAT)	4-49	1:46	STAN 16-SDSU 7
	6:49	SDSU - Baron 30 yd field goal	10-62	4:13	STAN 16-SDSU 10
	4:43	STAN - A-Whiteside 80 yd pass from Costello (A-Whiteside pass from Costello)	3-75	2:06	STAN 24-SDSU 10
4th	10:54	STAN - Parkinson 19 yd pass from Costello (Toner PAT)	7-68	4:02	STAN 31-SDSU 10

	SDSU	Stanford
FIRST DOWNS	11	19
RUSHES-YARDS (NET)	37-150	28-50
PASSING YDS (NET)	113	332
Passes Att-Comp-Int	15-10-0	31-21-1
TOTAL OFFENSE PLAYS-YARDS	52-263	59-382
Fumble Returns-Yards	0-0	0-0
Punt Returns-Yards	1-3	3-28
Kickoff Returns-Yards	1-27	1-20
Interception Returns-Yards	1-7	0-0
Punts (Number-Avg)	6-42.8	5-48.8
Fumbles-Lost	2-1	0-0
Penalties-Yards	11-125	3-20
Possession Time	28:50	31:10
Third-Down Conversions	4 of 13	7 of 15
Fourth-Down Conversions	0 of 1	0 of 0
Red-Zone Scores-Chances	2-2	2-3
Sacks By: Number-Yards	1-2	5-43

RUSHING

San Diego State-Washington, J. 24-158; Jasmin, Chase 6-25; Dedeaux, Ethan 1-4.
Stanford-Love, Bryce 18-29; Scarlett, Cameron 7-16; Speights, Trevor 2-7; Costello, K.J. 1-(-2).

PASSING

San Diego State-Chapman 10-15-0-113.
Stanford-Costello, K.J. 21-31-1-332.

RECEIVING

San Diego State-Dedeaux 3-21; Wilson 2-49; Trevillion 2-29; Washington 2-6; Houston 1-8.
Stanford-Arcega-Whiteside, JJ 6-226; Irwin, Trenton 5-31; Parkinson, Colby 3-37; Love, Bryce 3-18;
Smith, Kaden 2-18; Wedington, Connor 1-2; St. Brown, Osiris 1-0.

INTERCEPTIONS

San Diego State-Hall, Noble 1-7.

FUMBLES

San Diego State-Washington, J. 1-0; Hall, Noble 1-1.

SACKS (UA-A)

San Diego State-Onyeukwu, Chibu 1-0.
Stanford-Swann, Jovan 2-0; Booker, Thomas 1-0; Okereke, Bobby 1-0; Alfieri, Joey 1-0.

TACKLES (UA-A)

San Diego State-Tezino 3-7; Baldwin 3-4; Cassidy 2-5; Thompson 3-2; Hall 1-4; Smith 2-2; Woods 1-3; Aleki 1-3; Thompson 3-0; Onyeukwu 3-0; Barcoo 2-0; Hawkins 2-0; Lakalaka 1-0; Banks 1-0.
Stanford-Murphy, Alameen 5-4; Barton, Sean 3-6; Adebo, Paulson 3-5; Alfieri, Joey 2-6; Jackson, Dylan 1-4; Edwards, Ben 1-4; Booker, Thomas 2-2; Swann, Jovan 2-1; Okereke, Bobby 2-1;
Toohill, Casey 2-1; Williams, Michael 2-1; Branch, Mustafa 0-3; Irwin, Trenton 1-0; Bailey, Jake 0-1;
Buncom, Frank 0-1; Fox, Jordan 0-1; Reid, Gabe 0-1.

The JJ and Costello Show

STANFORD, Calif. - Stanford knew defenses were going to do whatever it takes to slow down Bryce Love after his record-setting 2017 season.

Being able to take advantage of that with the deep passing game will be key to the Cardinal's success this year.

JJ Arcega-Whiteside did just that, getting loose for three long touchdown catches from K.J. Costello to overcome a slow night by Love and No. 13 Stanford opened the season with a 31-10 victory over San Diego State.

Love was held to 29 yards on 18 carries as the Aztecs focused their defense on stopping the man who led all Power 5 backs with 2,118 yards rushing last season on the way to a Heisman Trophy runner-up finish.

After a slow start, the Cardinal made San Diego State pay for that decision. Costello connected with Arcega-Whiteside on a 38-yard score in the second quarter and then on plays from 19 and 80 yards in the third quarter as the Aztecs defensive backs struggled to contend with Stanford's big receiver. Arcega-Whiteside finished with six catches for 226 yards.

Costello added a 19-yard touchdown pass to Colby Parkinson in the fourth quarter to break open what had been a close game for more than a half. Costello finished 21 for 31 for 332 yards and four touchdowns.

The game turned following an odd sequence late in the first half. Noble Hall intercepted a deflected pass for San Diego State but then lost the ball when Stanford receiver Trenton Irwin raced back and knocked it loose before recovering the fumble.

Three plays later, Costello found Arcega-Whiteside deep for his first touchdown that gave Stanford a 9-7 lead at the half.

The Aztecs had scored first behind talented back Juwan Washington, who had runs of 22, 10 and 40 yards on a 92-yard drive that ended with his 4-yard score.

Stanford finally got on the board midway through the second quarter when Jake Bailey's 63-yard punt went out of bounds at the 1 and Bobby Okereke sacked Christian Chapman in the end zone.

#10/9 Stanford 17, #17/12 USC 3
Sept. 8, 2018 • Stanford, Calif.

Love Leads Stanford Past USC

Score by Quarters	1	2	3	4	Score
USC (1-1, 0-1)	0	0	3	0	3
Stanford (2-0, 1-0)	7	7	3	0	17

Qtr	Time	Team - Scoring Play	Plays-Yards	TOP	Score
1st	10:26	STAN - Love 6 yd run (Toner PAT)	8-83	4:34	STAN 7-USC 0
2nd	0:34	STAN - Parkinson 9 yd pass from Costello (Toner PAT)	5-51	0:44	STAN 14-USC 0
3rd	11:24	USC - McGrath 35 yd field goal	9-58	3:36	STAN 14-USC 3
	6:04	STAN - Toner 30 yd field goal	9-79	5:13	STAN 17-USC 3

	USC	Stanford
FIRST DOWNS	20	13
RUSHES-YARDS (NET)	37-114	29-159
PASSING YDS (NET)	218	183
Passes Att-Comp-Int	36-17-2	28-16-0
TOTAL OFFENSE PLAYS-YARDS	73-332	57-342
Fumble Returns-Yards	0-0	0-0
Punt Returns-Yards	1-4	1-8
Kickoff Returns-Yards	0-0	2-26
Interception Returns-Yards	0-0	2-36
Punts (Number-Avg)	6-36.2	8-43.9
Fumbles-Lost	1-1	0-0
Penalties-Yards	4-35	7-50
Possession Time	29:17	30:43
Third-Down Conversions	8 of 17	4 of 13
Fourth-Down Conversions	0 of 1	0 of 0
Red-Zone Scores-Chances	1-2	3-3
Sacks By: Number-Yards	0-0	4-30

RUSHING

USC-Ware, Aca'Cedri 18-59; Carr, Stephen 10-52; Malepeai, Vavae 3-18; Fink, Matt 1-5; Daniels, JT 5-(-20).
Stanford-Love, Bryce 22-136; Costello, K.J. 1-12; Scarlett, Cameron 5-12; TEAM 1-(-1).

PASSING

USC-Daniels, JT 16-34-2-215; Fink, Matt 1-2-0-3.
Stanford-Costello, K.J. 16-27-0-183; TEAM 0-1-0-0.

RECEIVING

USC-Vaughns, Tyler 7-84; Pittman, Michae 3-65; Carr, Stephen 3-12; St. Brown, Amon 2-39; Malepeai, Vavae 1-10; Petite, Tyler 1-8. Stanford-Irwin, Trenton 5-31; Smith, Kaden 4-77; Arcega-Whiteside, JJ 4-62; Parkinson, Colby 2-16; Speights, Trevor 1-(-3).

INTERCEPTIONS

Stanford-Antoine, Malik 2-36.

FUMBLES

USC-Daniels, JT 1-1.

SACKS (UA-A)

Stanford-Alfieri, Joey 1-1; Barton, Sean 1-0; Toohill, Casey 1-0; Fox, Jordan 0-1.

TACKLES (UA-A)

USC-Smith, Cameron 5-4; Marshall, Iman 6-0; Gustin, Porter 1-4; Johnson, Greg 2-2; Houston, John 1-3; Rector, Christi 3-0; Harris, Ajene 2-1; Tell, Marvell 2-1; Hufanga, Talano 2-1; Langley, Isaiah 1-2; Tufele, Jay 1-1; Pollard, C.J. 1-1; Pola-Mao, Isaia 1-0; Griffin, Olajja 1-0; Tremblay, Caleb 0-1; Tuipulotu, Marl 0-1; Iosefa, Jordan 0-1; Dorton, Malik 0-1.
Stanford-Okereke, Bobby 3-7; Barton, Sean 2-8; Toohill, Casey 1-7; Edwards, Ben 0-8; Alfieri, Joey 2-5; Buncom, Frank 3-3; Adebo, Paulson 3-2; Swann, Jovan 0-5; Holder, Alijah 2-2; Williams, Michael 1-3; Murphy, Alameen 1-3; Branch, Mustafa 0-4; Antoine, Malik 1-1; Jackson, Dylan 0-2; Fox, Jordan 0-2; Reid, Gabe 0-1; Wade-Perry, Dalyn 0-1; Smith, Kaden 0-1; McNitzky, Richard 0-1.

STANFORD, Calif. - With Bryce Love and the key parts of Stanford's offense back, the Cardinal figured to be dynamic on that side of the ball.

Two games into the season, the defense showed that it is capable of leading the way, as well.

Joey Alfieri and crew helped harass talented freshman quarterback JT Daniels into four sacks and three turnovers and the 10th-ranked Cardinal held No. 17 Southern California to its fewest points in more than two decades in a 17-3 victory.

Stanford has allowed just 13 points so far this season and has not given up a touchdown in the past seven quarters against San Diego State and USC.

That kind of performance means the Cardinal haven't had to rely on big plays from Love to win. Love did bounce back from a 29-yard performance in the opener by rushing for 136 yards and a touchdown.

His 28-yard run sparked the opening drive that ended with his 6-yard score. He added a 59-yard run in the third quarter to set up a field goal.

The defense did the rest, holding USC to its fewest points since being shut out by Washington in 1997.

Stanford took control of the game late in the second quarter with a strip sack on fourth down against Daniels that set up K.J. Costello's 9-yard touchdown pass to Colby Parkinson that gave Stanford a 14-0 lead.

Daniels made an impressive debut last week for the Trojans when he threw for 282 yards and a touchdown against UNLV. But duplicating that against Stanford proved far more difficult with the Cardinal using blitzes to pressure Daniels.

Daniels went 16 for 34 for 215 yards with interceptions by Malik Antoine on his final two passes of the night. He was forced to leave the game for one possession in the first half with a bruised hand after a hard hit by Alfieri.

It was another big play by Alfieri that proved crucial late in the first half. Helton went for it on fourth-and-2 from the Cardinal 40, but Alfieri came free on a blitz and knocked the ball loose for Bobby Okereke to recover at the Stanford 49.

The Cardinal drove down field to score on Costello's touchdown pass with 34 seconds left in the half.



#9/9 Stanford 30, UC Davis 10
Sept. 15, 2018 • Stanford, Calif.

Score by Quarters	1	2	3	4	Score
UC Davis (2-1)	3	0	0	7	10
Stanford (3-0)	0	17	10	3	30

Qtr	Time	Team - Scoring Play	Plays-Yards	TOP	Score
1st	8:42	UCD - O'Rourke 26 yd field goal	4-3	1:07	STAN 0-UCD 3
2nd	13:26	STAN - Arcega-Whiteside 9 yd pass from Costello (Toner PAT)	14-63	7:12	STAN 7-UCD 3
	7:28	STAN - Toner 31 yd field goal	10-31	4:16	STAN 10-UCD 3
3rd	2:16	STAN - Arcega-Whiteside 8 yd pass from Costello (Toner PAT)	7-62	3:25	STAN 17-UCD 3
	12:38	STAN - Toner 33 yd field goal	4-4	1:26	STAN 20-UCD 3
4th	2:38	STAN - Scarlett 5 yd run (Toner PAT)	2-58	0:43	STAN 27-UCD 3
	3:43	STAN - Toner 46 yd field goal	4-(-4)	2:18	STAN 30-UCD 3
4th	0:00	UCD - Spencer 26 yd pass from Rodrigues (O'Rourke PAT)	3-47	0:15	STAN 30-UCD 10

	UC Davis	Stanford
FIRST DOWNS	15	17
RUSHES-YARDS (NET)	21-50	33-137
PASSING YDS (NET)	258	214
Passes Att-Comp-Int	56-28-2	33-17-2
TOTAL OFFENSE PLAYS-YARDS	77-308	66-351
Fumble Returns-Yards	0-0	0-0
Punt Returns-Yards	0-0	3-59
Kickoff Returns-Yards	0-0	1-3
Interception Returns-Yards	2-15	2-32
Punts (Number-Avg)	6-39.8	4-34.2
Fumbles-Lost	1-0	0-0
Penalties-Yards	5-45	10-64
Possession Time	28:10	31:50
Third-Down Conversions	4 of 18	3 of 14
Fourth-Down Conversions	2 of 5	2 of 3
Red-Zone Scores-Chances	1-2	5-6
Sacks By: Number-Yards	2-12	0-0

RUSHING

UC Davis-Modise 5-41; Thomas 4-8; Gilliam 5-6; Layton 4-2; Rodrigues 1-1; Crawford 1-(-2).
Stanford-Speights 11-87; Scarlett 9-30; Maddox 8-24; Mills 1-5; Woods 1-3.

PASSING

UC Davis-Maier 22-45-1-194; Rodrigues 6-8-1-64; Crawford 0-3-0-0.
Stanford-Costello, K.J. 17-30-2-214; Mills, Davis 0-2-0-0; West, Jack 0-1-0-0.

RECEIVING

UC Davis-Doss 13-106; Gilliam 3-32; Hyman 2-24; Modise 2-13; Livingston 2-9; Spencer 1-26.
Stanford-Smith 6-68; Arcega-Whiteside 3-36; Irwin 3-28; St. Brown 1-53; Speights 1-14;
Harrington 1-8; Scarlett 1-6; Wilson 1-1.

INTERCEPTIONS

UC Davis-Anesi 1-9; Thomas 1-6.
Stanford-Murphy 1-32; Booker 1-0.

FUMBLES

UC Davis-Olave 1-0.

SACKS (UA-A)

UC Davis-Moe 1-0; Jamison 1-0.

TACKLES (UA-A)

UC Davis-Moe 6-1; Olave 4-2; White 3-2; Trimble 2-2; Airey 2-2; King 2-2;
Parenteau 1-3; Bland 1-3; Peacock 2-1; Duncan 2-1; Rodgers 1-2; Baumgart 1-2; Thomas 1-1;
Cloud 1-1; Lesane 1-1; Ocansey 0-2; Jamison 1-0; Whelan 1-0; Rodrigues 1-0; Martinez 1-0.
Stanford-Holder 5-2; Branch 1-6; Murphy 2-4; Jackson 2-3; Williams 2-1; Alfieri 1-2; Toohill 1-2;
Pryts 1-2; Adebo 1-2; Buncom 1-2; Okereke 1-1; Barton 1-1; Eboh 1-1; Johnson 0-2; Antoine 0-2;
Trinh 0-2; Reid 0-2; Wade-Perry 0-2; Burik 0-2; Edwards 0-2; Fox 0-2; Heimuli 1-0; Parkinson 1-0;
Butler 1-0; Booker 0-1; Swann 0-1; Beecher 0-1.

Stanford Tops Aggies

STANFORD, Calif. - Stanford made it through its season-opening three-game homestand unscathed. But with the schedule about to get much tougher, the Cardinal know they will need to be much better the next few weeks to remain perfect.

K.J. Costello overcame a rough start to throw two touchdown passes to JJ Arcega-Whiteside and No. 9 Stanford beat FCS-level UC Davis 30-10.

The game kicked off at the unusually early time of 11:01 a.m. local time in front of a sparse crowd at Stanford Stadium. The Cardinal even played without star running Bryce Love, who got the week off to heal some minor ailments.

After Stanford punted on the opening drive, Costello threw an interception to Nas Anesi deep in his own territory to set up an early UC Davis field goal.

Then one play after Costello's fumble that was returned for a TD was changed to an incomplete pass on replay, he sailed a pass that was intercepted by Isaiah Thomas.

UC Davis was unable to capitalize on that turnover, failing to convert a fourth-and-6 from the Cardinal 37. Stanford then took control by scoring on its next three drives, including TD passes of 9 and 88 yards from Costello to Arcega-Whiteside.

The defense did the rest against a UC Davis team that averaged 49 points per game and more than 500 yards of offense in season-opening wins over San Jose State and San Diego.



#7/7 Stanford 38, #20/19 Oregon 31 (OT)
Sept. 22, 2018 • Eugene, Ore.

Score by Quarters	1	2	3	4	OT	Score
Stanford (4-0, 2-0)	0	7	14	10	7	38
Oregon (3-1, 0-1)	7	17	0	7	0	31

Qtr	Time	Team - Scoring Play	Plays-Yards	TOP	Score
1st	8:30	ORE - Brooks-James 7 yd run (Stack PAT)	6-82	2:09	STAN 0-ORE 7
2nd	13:36	ORE - Breeland 7 yd pass from Herbert (Stack PAT)	14-88	6:29	STAN 0-ORE 14
	9:14	STAN - Arcega-Whiteside 13 yd pass from Costello (Toner PAT)	7-64	4:12	STAN 7-ORE 14
	7:30	ORE - Verdell 48 yd run (Stack PAT)	4-75	1:44	STAN 7-ORE 21
3rd	1:55	ORE - Stack 38 yd field goal	11-59	3:57	STAN 7-ORE 24
	2:43	STAN - Alfieri 80 yd fumble return (Toner PAT)	--	--	STAN 14-ORE 24
	0:12	STAN - Love 22 yd run (Toner PAT)	3-65	1:11	STAN 21-ORE 24
4th	4:39	ORE - Habibi-Likio 1 yd run (Stack PAT)	11-70	6:11	STAN 21-ORE 31
	3:10	STAN - Arcega-Whiteside 15 yd pass from Costello (Toner PAT)	3-79	1:29	STAN 28-ORE 31
	0:00	STAN - Toner 32 yd field goal	6-46	0:51	STAN 31-ORE 31
OT	--	STAN - Parkinson 23 yd pass from Costello (Toner PAT)	2-25	--	STAN 38-ORE 31

	Stanford	Oregon
FIRST DOWNS	17	27
RUSHES-YARDS (NET)	24-71	49-178
PASSING YDS (NET)	327	346
Passes Att-Comp-Int	26-19-0	33-26-1
TOTAL OFFENSE PLAYS-YARDS	50-398	82-524
Fumble Returns-Yards	1-80	0-0
Punt Returns-Yards	0-0	1-10
Kickoff Returns-Yards	5-90	0-0
Interception Returns-Yards	1-0	0-0
Punts (Number-Avg)	4-45.0	3-33.3
Fumbles-Lost	1-0	3-2
Penalties-Yards	5-23	4-32
Possession Time	24:18	35:42
Third-Down Conversions	5 of 10	9 of 16
Fourth-Down Conversions	0 of 1	1 of 2
Red-Zone Scores-Chances	3-3	4-6
Sacks By: Number-Yards	4-28	2-8

RUSHING

Stanford-Love, Bryce 19-89; Scarlett, Cameron 3-1; Costello, K.J. 2-(-19).
Oregon-Verdell, CJ 20-115; Herbert, Justin 11-35; Brooks-James Tony 6-27; Dye, Travis 7-16.

PASSING

Stanford-Costello, K.J. 19-26-0-327.
Oregon-Herbert, Justin 26-33-1-346.

RECEIVING

Stanford-Smith, Kaden 6-95; Arcega-Whiteside, JJ 4-84; Parkinson, Colby 3-50; St. Brown, Osiris 2-49; Irwin, Trenton 2-37; Love, Bryce 1-9; Scarlett, Cameron 1-3.
Oregon-Mitchell, Dillon 14-239; Breeland, Jacob 3-34; Johnson III, J. 3-34; Redd, Jaylon 3-18.

INTERCEPTIONS

Stanford-Murphy, Alameen 1-0.

FUMBLES

Stanford-Costello, K.J. 1-0.
Oregon-Verdell, CJ 1-1; TEAM 1-1; Habibi-Likio, C 1-0.

SACKS (UA-A)

Stanford-Fox, Jordan 1-1; Jackson, Dylan 0-1; Okereke, Bobby 1-0; Swann, Jovan 1-0.
Oregon-Apelu, Kaulana 0-1; Hollins, Justin 1-0; Amadi, U. 0-1.

TACKLES (UA-A)

Stanford-Fox 4-5; Okereke 6-2; Barton 5-3; Swann 5-2; Adebo 6-0; Williams 3-3; Buncom 4-1; Jackson 3-2; Holder 1-3; Wade-Perry 1-2; Murphy 1-2; Williams 1-2; Alfieri, Joey 1-2; Branch 1-1; Antoine 1-0; Pryts 1-0; Booker 0-1; Reid 0-1.
Oregon-Dye 5-2; Pickett 3-3; Hollins 4-1; Apelu 3-2; Graham Jr. 4-0; Baker 3-1; Carlberg 2-1; Amadi, 1-2; Holland 2-0; Slade-Matautia 2-0; Scott 1-1; Lenoir 1-0; Schooler 1-0; Peleti-Gore 1-0.

Stanford Rallies for Win Over No. 20 Oregon

EUGENE, Ore. - K.J. Costello threw for 327 yards and three touchdowns, the last a 23-yarder to Colby Parkinson in overtime, and No. 7 Stanford rallied for a 38-31 victory over No. 20 Oregon.

After Costello's touchdown pass to Parkinson, Stanford's Alameen Murphy intercepted Oregon quarterback Justin Herbert's pass in the end zone for the victory.

Bryce Love returned after sitting out last week against UC Davis to rest minor injuries. He ran for 89 yards and a touchdown as Stanford remained undefeated.

Love's 22-yard scoring run late in the third quarter cut Oregon's lead to 24-21, but Cyrus Habibi-Likio scored on a 1-yard run for the Ducks with 4:39 left.

In the frenzied final minutes of regulation, Stanford answered with Costello's 15-yard touchdown pass to JJ Arcega-Whiteside to narrow it again before Sean Barton recovered CJ Verdell's fumble on the Stanford 40 with 51 seconds left.

Costello passed for a pair of first downs on the ensuing drive and Jet Toner hit a 32-yard field to tie it and send the game into overtime.

Herbert threw for 346 yards and a touchdown while receiver Dillon Mitchell caught 14 passes for 239 yards in Oregon's first real challenge of the season after nonconference wins over Bowling Green, Portland State and San Jose State.

Oregon came out with a collective tenacity that it hadn't really shown this season. The Ducks' first series was capped by Tony Brooks-James' 7-yard touchdown run. Herbert got Oregon downfield with a 53-yard pass to Mitchell.

The Ducks went up 14-0 on Herbert's 7-yard pass to Jacob Breeland to open the second quarter.

Arcega-Whiteside scored on a 13-yard pass from Costello for his sixth touchdown reception of the season. He was tied at third nationally for touchdown catches going into the game.

Oregon answered on the next drive with Verdell's 48-yard scoring run to go up 21-7. The Ducks added a 38-yard field goal from Adam Stack and ran off the field for halftime celebrating the dominant performance by dancing and waving towels.

The momentum shifted late in the third quarter when Stanford's Joey Alfieri scooped up a fumble and ran 80 yards for the touchdown to narrow the gap to 24-14.

The Cardinal touchdown came just after Oregon had a touchdown overturned.

Love's touchdown closed the quarter before the frenetic final five minutes.

**#8/8 Notre Dame 38, #7/7 Stanford 17
Sept. 22, 2018 • Notre Dame, Ind.**

Score by Quarters	1	2	3	4	Score
Stanford (4-1)	7	7	3	0	17
Notre Dame (5-0)	14	7	3	14	38

Qtr	Time	Team - Scoring Play	Plays-Yards	TOP	Score
1st	8:13	ND - Williams 45 yd run (Yoon PAT)	7-85	2:20	STAN 0-ND 7
	4:39	STAN - Love 39 yd run (Toner PAT)	7-75	3:34	STAN 7-ND 7
	0:09	ND - Weishar 6 yd pass from Book (Yoon PAT)	11-77	4:30	STAN 7-ND 14
2nd	10:36	STAN - Arcega-Whiteside 4 yd pass from Costello (Toner PAT)	8-84	4:33	STAN 14-ND 14
	0:39	ND - Claypool 10 yd pass from Book (Yoon PAT)	7-80	1:24	STAN 14-ND 21
3rd	8:07	ND - Yoon 37 yd field goal	11-56	4:05	STAN 14-ND 24
	2:16	STAN - Toner 46 yd field goal	8-53	3:51	STAN 17-ND 24
4th	8:16	ND - Boykin 8 yd pass from Book (Yoon PAT)	10-58	3:05	STAN 17-ND 31
	8:02	ND - Mack 35 yd pass from Book (Yoon PAT)	1-35	0:08	STAN 17-ND 38

	Stanford	Notre Dame
FIRST DOWNS	10	29
RUSHES-YARDS (NET)	24-55	55-272
PASSING YDS (NET)	174	278
Passes Att-Comp-Int	27-15-1	33-24-0
TOTAL OFFENSE PLAYS-YARDS	51-229	88-550
Fumble Returns-Yards	0-0	0-0
Punt Returns-Yards	2-10	2-8
Kickoff Returns-Yards	2-39	1-12
Interception Returns-Yards	0-0	1-7
Punts (Number-Avg)	8-45.6	4-51.2
Fumbles-Lost	1-0	2-0
Penalties-Yards	7-50	6-67
Possession Time	25:37	34:23
Third-Down Conversions	3 of 13	9 of 17
Fourth-Down Conversions	0 of 0	1 of 2
Red-Zone Scores-Chances	1-1	4-5
Sacks By: Number-Yards	1-9	5-26

RUSHING

Stanford-Love, Bryce 17-73; Speights, Trevor 1-8; Scarlett, Cameron 1-2; Costello, K.J. 5-(-28).
Notre Dame-Williams 21-161; Book 15-47; Jones 10-40; Davis 4-14; Smith 4-12; Team 1-(-2).

PASSING

Stanford-Costello, K.J. 15-27-1-174.
Notre Dame-Book 24-33-0-278.

RECEIVING

Stanford-Irwin, Trenton 5-57; Arcega-Whiteside, JJ 5-30; Love, Bryce 2-7; St. Brown, Osiris 1-45;
Parkinson, Colby 1-31; Smith, Kaden 1-4.
Notre Dame-Boykin 11-144; Claypool 3-23; Finke 2-30; Davis 2-11; Mack 1-35; Kmet 1-19.

INTERCEPTIONS

Notre Dame-Coney 1-7.

FUMBLES

Stanford-Costello, K.J. 1-0.
Notre Dame-Davis 2-0.

SACKS (UA-A)

Stanford-Reid, Gabe 1-0.
Notre Dame-Tillery 4-0; Kareem 1-0.

TACKLES (UA-A)

Stanford-Holder, Alijah 8-2; Barton, Sean 6-3; Adebo, Paulson 7-1; Okereke, Bobby 5-3; Antoine, Malik 6-1; Alfieri, Joey 6-0; Branch, Mustafa 3-3; Jackson, Dylan 0-6; Reid, Gabe 4-1; Fox, Jordan 2-3; Williams, Michael 3-0; Buncom, Frank 2-1; Swann, Jovan 1-0; Murphy, Alameen 1-0; Simmons, Brandon 1-0; Johnson, Ryan 1-0; Fox, Andres 1-0.
Notre Dame-Coney 5-2; Tillery 4-2; Bilal 2-4; Pride 3-1; Elliott 1-3; Hayes 1-2; Claypool 2-0; Love 2-0; Tranquill 2-0; Okwara 2-0; Bonner 1-1; Ogundeji 1-0; Shannon 1-0; Coleman 1-0; Kareem 1-0.

Irish Defeats Cardinal

NOTRE DAME, Ind. - No. 7 Stanford suffered its first loss of the season, falling on the road to No. 8 Notre Dame 38-17.

The Cardinal, which was beaten by the Irish for the first time since 2014, was also seeking its third victory over a ranked opponent this season, having already defeated No. 17/12 USC and No. 20/19 Oregon.

Saturday's contest also marked the first time in the series that both teams were carrying a top-10 AP ranking.

Notre Dame and Stanford traded touchdowns before the Irish eventually seized control, scoring 39 seconds before halftime to take a 21-14 lead into the break.

Bryce Love's 39-yard scamper to the end zone opened the scoring for Stanford, knotting the game at 7-7 late in the first quarter. Love finished with 73 yards on 17 carries despite leaving due to injury early in the fourth quarter.

K.J. Costello completed 15 of 27 passes for 174 yards, including a 4-yard strike to JJ Arcega-Whiteside for Stanford's second score of the game. It was the eighth touchdown catch of the year and 22nd career for Arcega-Whiteside, who now ranks fourth in school history in that category.

Arcega-Whiteside and Trenton Irwin caught five passes apiece.

Jet Toner matched his career high with a 46-yard field goal at the 2:16 mark of the third quarter, keeping the Cardinal within striking distance at 24-17. Toner improved to 7-10 on field goals over 40 yards for his career.



Utah 40, #14/14 Stanford 21
Oct. 6, 2018 • Stanford, Calif.

Score by Quarters	1	2	3	4	Score
Utah (3-2, 2-1)	7	17	3	13	40
Stanford (4-2, 2-1)	0	7	14	0	21

Qtr	Time	Team - Scoring Play	Plays-Yards	TOP	Score
1st	0:47	UTAH - Moss 7 yd run (Gay PAT)	13-80	6:28	UTAH 7-STAN 0
2nd	10:50	UTAH - Johnson 100 yd interception return (Gay PAT)	--	--	UTAH 14-STAN 0
	2:56	UTAH - Moss 35 yd run (Gay PAT)	9-72	5:19	UTAH 21-STAN 0
	0:24	STAN - Speights 2 yd run (Toner PAT)	11-77	2:26	UTAH 21-STAN 7
	0:00	UTAH - Gay 48 yd field goal	4-45	0:24	UTAH 24-STAN 7
3rd	9:40	UTAH - Gay 49 yd field goal	12-44	5:20	UTAH 27-STAN 7
	5:02	STAN - Scarlett 1 yd run (Toner PAT)	9-77	4:33	UTAH 27-STAN 14
	1:44	STAN - Wilson 26 yd pass from Costello (Toner PAT)	5-74	2:02	UTAH 27-STAN 21
4th	12:33	UTAH - Gay 34 yd field goal	9-59	4:11	UTAH 30-STAN 21
	7:12	UTAH - Nacua 57 yd pass from Huntley (Gay PAT)	5-74	2:39	UTAH 37-STAN 21
	3:34	UTAH - Gay 37 yd field goal	5-39	1:58	UTAH 40-STAN 21

	Utah	Stanford
FIRST DOWNS	22	26
RUSHES-YARDS (NET)	43-222	28-42
PASSING YDS (NET)	199	381
Passes Att-Comp-Int	21-17-0	42-26-2
TOTAL OFFENSE PLAYS-YARDS	64-421	70-423
Fumble Returns-Yards	0-0	0-0
Punt Returns-Yards	1-6	1-9
Kickoff Returns-Yards	0-0	4-100
Interception Returns-Yards	2-110	0-0
Punts (Number-Avg)	2-46.0	3-49.7
Fumbles-Lost	0-0	2-2
Penalties-Yards	7-65	2-20
Possession Time	31:20	28:40
Third-Down Conversions	6 of 13	3 of 11
Fourth-Down Conversions	1 of 1	3 of 3
Red-Zone Scores-Chances	3-3	2-4
Sacks By: Number-Yards	4-30	1-9

RUSHING

Utah-Moss 20-160; Shyne 10-38; Huntley 10-23; Covey 1-4; TEAM 2-(-3).
Stanford-Speights 17-56; Scarlett 6-17; Wilson 1-(-1); Costello 4-(-30).

PASSING

Utah-Huntley 17-21-0-199.
Stanford-Costello 26-41-2-381; Team 0-1-0-0.

RECEIVING

Utah-Covey 6-70; Kuithe 3-22; Simpkins 3-20; Nacua 2-70; Fotheringham 1-13; Enis 1-4; Moss 1-0.
Stanford-Smith 8-120; Arcega-Whiteside 8-103; Irwin 7-100; Wilson 1-26; Parkinson 1-24; Speights 1-8.

INTERCEPTIONS

Utah-Johnson 1-100; Pututau 1-10.

FUMBLES

Stanford-Irwin 1-1; Costello 1-1

SACKS (UA-A)

Utah-Anae 2-0; Hansen 1-0; Tupai 1-0.
Stanford-Reid 1-0.

TACKLES (UA-A)

Utah-Hansen 7-2; Barton 7-1; Johnson 6-1; Thompson 4-3; Anae 4-1; Ballard 3-1; Guidry 3-1;
Blair 2-2; Blackmon 2-1; Repp 2-0; Tupai 1-1; Bernard 1-0; Golden 1-0; Gay 1-0; Lloyd 1-0.
Stanford-Okereke 9-3; Williams 4-2; Adebo 3-2; Fox 3-1; Buncom 3-1; Booker 2-2; Barton 2-2;
Antoine 2-2; Swann 3-0; Holder 3-0; Alfieri 2-0; Jackson 2-0; Branch 1-1; Burkett 1-0; Reid 1-0.

Utes Down Cardinal

STANFORD, Calif. - Jaylon Johnson returned an interception 100 yards for a touchdown and Zack Moss ran for two scores to lead Utah to a 40-21 victory over No. 14 Stanford.

Moss ran for 160 yards and the Utes intercepted K.J. Costello on back-to-back first-half drives in the red zone to snap an 11-game home winning streak for the Cardina, which suffered its first home loss since a 10-5 setback to Colorado on Oct. 22, 2016.

Johnson intercepted the first at the goal line and raced down the sideline for the third 100-yard interception return in school history and first since Harold Lusk did it in 1994 against Colorado State.

The Cardinal, which was playing without Bryce Love due to an injury, fell behind 24-7 at halftime with a 2-yard run from Trevor Speights accounting for its only first-half score.

Cameron Scarlett's 1-yard run with 5:02 remaining in the third quarter trimmed Utah's lead to 27-14.

K.J. Costello, who completed 26 of 41 passes for 381 yards, threw a 26-yard touchdown pass to Michael Wilson with 1:44 remaining in the third quarter, keeping Stanford within striking distance at 27-21 before Utah closed the game with 13 unanswered points.

The Cardinal totaled 381 receiving yards, with Kaden Smith (8-120), JJ Arcega-Whiteside (8-103) and Trenton Irwin (7-100) all reaching the century mark. Saturday's contest marked the first time three players totaled 100 receiving yards since Oct. 10, 1998 against Oregon State, when Troy Walters (159), Dave Davis (151) and DeRonnie Pitts (124) accomplished the feat.



#RV/24 Stanford 20, Arizona State 13
Oct. 18, 2018 • Tempe, Ariz.

Devils Downed

Score by Quarters	1	2	3	4	Score
Stanford (5-2, 3-1)	0	6	14	0	20
Arizona State (3-4, 1-3)	3	0	3	7	13

Qtr	Time	Team - Scoring Play	Plays-Yards	TOP	Score
1st	0:27	ASU - Ruiz 34 yd field goal	8-6	1:57	STAN 0-ASU 3
2nd	3:40	STAN - Toner 21 yd field goal	8-63	4:43	STAN 3-ASU 3
	0:00	STAN - Toner 31 yd field goal	12-76	2:05	STAN 6-ASU 3
3rd	11:58	ASU - Ruiz 24 yd field goal	8-59	3:02	STAN 6-ASU 6
3rd	7:55	STAN - Arcega-Whiteside 28 yd pass from Costello (Toner PAT)	8-75	4:03	STAN 13-ASU 6
	2:45	STAN - Scarlett 1 yd run (Toner PAT)	7-80	3:45	STAN 20-ASU 6
4th	7:50	ASU - Wilkins 10 yd run (Ruiz PAT)	6-64	1:44	STAN 20-ASU 13

	Stanford	Arizona State
FIRST DOWNS	24	20
RUSHES-YARDS (NET)	43-127	23-84
PASSING YDS (NET)	231	353
Passes Att-Comp-Int	29-22-0	45-26-2
TOTAL OFFENSE PLAYS-YARDS	72-358	68-437
Fumble Returns-Yards	0-0	0-0
Punt Returns-Yards	1-8	3-1
Kickoff Returns-Yards	2-41	0-0
Interception Returns-Yards	2-2	0-0
Punts (Number-Avg)	8-41.9	5-45.8
Fumbles-Lost	0-0	2-1
Penalties-Yards	5-60	7-86
Possession Time	38:17	21:43
Third-Down Conversions	8 of 17	5 of 14
Fourth-Down Conversions	0 of 0	1 of 1
Red-Zone Scores-Chances	3-3	3-4
Sacks By: Number-Yards	3-13	1-9

RUSHING

Stanford-Scarlett, Cameron 9-54; Speights, Trevor 19-34; Love, Bryce 11-21; Costello, K.J. 4-18.
 Arizona State-Wilkins, Manny 11-41; Benjamin, Eno 11-38; Smith, Trelon 1-5.

PASSING

Stanford-Costello, K.J. 22-29-0-231.
 Arizona State-Wilkins, Manny 26-43-1-353; TEAM 0-1-0-0; Harry, N'Keal 0-1-1-0.

RECEIVING

Stanford-Arcega-Whiteside, JJ 7-91; Irwin, Trenton 7-79; Speights, Trevor 2-25; Love, Bryce 2-10;
 Scarlett, Cameron 1-19; Wilson, Michael 1-5; Parkinson, Colby 1-5; St. Brown, Osiris 1-minus 3.
 Arizona State-Harry, N'Keal 8-91; Williams, Kyle 5-46; Benjamin, Eno 5-43; Darby, Frank 3-53; Aiyuk,
 Brandon 1-51; Jenkins, Ryan 1-37; Hudson, Tommy 1-16; Newsome, Ryan 1-10; Smith, Trelon 1-6.

INTERCEPTIONS

Stanford-Adebo, Paulson 1-2; Barton, Sean 1-0.

FUMBLES

Arizona State-Aiyuk, Brandon 1-0; Wilkins, Manny 1-1.

SACKS (UA-A)

Stanford-Reid, Gabe 0-2; Swann, Jovan 1-1; Toohill, Casey 0-1.
 Arizona State-Robertson, M. 1-0.

TACKLES (UA-A)

Stanford-Okereke, Bobby 5-2; Branch, Mustafa 5-1; Buncom, Frank 3-3; Antoine, Malik 4-1;
 Barton, Sean 2-2; Reid, Gabe 2-2; Fox, Jordan 3-0; Jackson, Dylan 3-0; Adebo, Paulson 3-0;
 Toohill, Casey 2-1; Booker, Thomas 1-2; Williams, Michael 0-3; Murphy, Alameen 2-0;
 Swann, Jovan 1-1; Holder, Alijah 1-1; Pryts, Andrew 0-1.
 Arizona State-Harvey, Jalen 7-5; Williams, Kobe 8-0; Robertson, M. 6-1; Lucas, Chase 5-1;
 Johnson, Tyler 4-1; Crosswell, A. 4-1; Butler, Darien 1-4; Wren, Renell 4-0; Fields, Evan 2-2;
 Davidson, D.J. 2-2; Lea, George 2-1; Bates, Jalen 0-3; Frederick, Lang 2-0; Forman, Shannon 1-1;
 King, Demonte 0-2; Williams, Kyle 1-0; Tautalatasi, D. 1-0; Adams, Terin 1-0; Slade, Darius 1-0.

TEMPE, Ariz. - K.J. Costello threw for 231 yards and a touchdown, and Stanford remained in the thick of the Pac-12 North Division race with a 20-13 win over Arizona State.

Stanford needed a half to get its offense fully rolling off a bye week, held to a pair of field goals in the first half. The Cardinal put together a pair of impressive drives in the third quarter and had a 16-minute advantage in time of possession to tie No. 14 Washington atop the Pac-12 North.

Arizona State was held to a field goal in the first half before Manny Wilkins scrambled for a 10-yard touchdown run in the fourth quarter to pull the Sun Devils within 20-13.

Arizona State got the ball back at its own 16-yard line with 2:20 left, but couldn't get off a final play from Stanford's 20 after a short gain.

Wilkins threw for 353 yards, but the Sun Devils turned it over three times, including one on a failed trick play, to lose for the fourth time in five games.

Arizona State had a good drive going late in the first half, but failed on a trick play when receiver N'Keal Harry's pass off a reverse was intercepted at Stanford's 11.

The Cardinal appeared to have a touchdown when Cameron Scarlett turned a screen pass into a 59-yard score, but it was called back on a holding penalty.

Jet Toner hit his second field goal of the half, from 31 yards, on the final play of the half to put Stanford up 6-3.

Arizona State opened the second half with Brandon Ruiz's second field goal.

Stanford opened by dominating the Sun Devils on a pair of long scoring drives to take control.

Costello hit JJ Arcega-Whiteside on a 28-yard touchdown pass on the first drive, and Scarlett scored on a 1-yard dive to put the Cardinal up 20-6.



#14/15 Washington State 41, #24/23 Stanford 38
Oct. 27, 2018 • Stanford, Calif.

Score by Quarters	1	2	3	4	Score
Washington State (7-1, 4-1)	14	3	7	17	41
Stanford (5-3, 3-2)	14	14	3	7	38

Qtr	Time	Team - Scoring Play	Plays-Yards	TOP	Score
1st	11:09	STAN - Arcega-Whiteside 18 yd pass from Costello (Toner PAT)	10-75	3:51	STAN 7-WSU 0
	8:17	WSU - Williams 5 yd run (Mazza PAT)	6-75	2:52	STAN 7-WSU 7
	5:23	WSU - Borghi 4 yd pass from Minshew (Mazza PAT)	5-23	2:12	STAN 7-WSU 14
	1:22	STAN - Scarlett 2 yd run (Toner PAT)	8-75	3:56	STAN 14-WSU 14
2nd	9:25	WSU - Smith 10 yd pass from Costello (Toner PAT)	4-66	2:00	STAN 21-WSU 14
	1:04	STAN - Heimuli 1 yd pass from Costello (Toner PAT)	8-80	4:31	STAN 28-WSU 14
2nd	0:00	WSU - Mazza 23 yd field goal	7-69	1:04	STAN 28-WSU 17
3rd	10:32	WSU - Williams 3 yd run (Mazza PAT)	9-75	4:28	STAN 28-WSU 24
	6:16	STAN - Toner 40 yd field goal	8-53	4:16	STAN 31-WSU 24
4th	12:26	WSU - Martin 7 yd pass from Minshew (Mazza PAT)	10-82	5:01	STAN 31-WSU 31
	4:28	WSU - Bell 3 yd pass from Minshew (Mazza PAT)	11-67	4:47	STAN 31-WSU 38
	1:25	STAN - Arcega-Whiteside 25 yd pass from Costello (Toner PAT)	10-73	2:57	STAN 38-WSU 38
	0:19	WSU - Mazza 42 yd field goal	7-50	1:06	STAN 38-WSU 41

	Washington State	Stanford
FIRST DOWNS	24	27
RUSHES-YARDS (NET)	19-59	23-120
PASSING YDS (NET)	438	323
Passes Att-Comp-Int	50-40-0	43-34-0
TOTAL OFFENSE PLAYS-YARDS	69-497	66-443
Fumble Returns-Yards	0-0	0-0
Punt Returns-Yards	0-0	1-39
Kickoff Returns-Yards	0-0	4-94
Interception Returns-Yards	0-0	0-0
Punts (Number-Avg)	4-49.0	2-36.0
Fumbles-Lost	1-0	2-1
Penalties-Yards	9-89	3-18
Possession Time	31:04	28:56
Third-Down Conversions	6 of 13	8 of 13
Fourth-Down Conversions	1 of 1	1 of 2
Red-Zone Scores-Chances	6-6	4-4
Sacks By: Number-Yards	1-4	1-6

RUSHING

Washington State-Williams, James 8-30; Borghi, Max 7-25; Minshew, Gardner 4-4.
 Stanford-Love, Bryce 6-71; Speights, Trevor 7-25; Costello, K.J. 7-19; Scarlett, Cameron 3-5.

PASSING

Washington State-Minshew, Gardner 40-50-0-438.
 Stanford-Costello, K.J. 34-43-0-323.

RECEIVING

Washington State-Patmon, Dezmon 10-127; Williams, James 9-79; Martin, Tay 5-13; Calvin, Jamire 3-102; Winston, Easop 3-23; Harris, Travell 2-27; Jackson, Calvin 2-23; Borghi, Max 2-17; Bell, Renard 2-14; Sweet, Kyle 2-13.
 Stanford-Arcega-Whiteside, JJ 10-111; Smith, Kaden 9-112; Irwin, Trenton 8-80; Love, Bryce 4-14; Wilson, Michael 1-3; Parkinson, Colby 1-2; Heimuli, Houston 1-1.

FUMBLES

Washington State-Williams, James 1-0.
 Stanford-Irwin, Trenton 1-0; Costello, K.J. 1-1.

SACKS (UA-A)

Washington State-Pelluer, Peyton 1-0.
 Stanford-Booker, Thomas 1-0.

TACKLES (UA-A)

Washington State-Pelluer, Peyton 4-3; Woods, Jahad 6-0; Molton, Darrien 4-1; Sherman, Dillon 3-2; Strong, Marcus 2-2; Thomas, Skyler 2-1; Dale, Hunter 2-1; Taylor, Willie 1-2.
 Stanford-Barton 4-6; Holder 2-8; Adebo 5-4; Okereke 1-6; Fox 3-3; Buncom 2-3; Murphy 2-2; Antoine 1-3; Reid 1-2; Williams 0-3; Branch 1-1; Booker 1-1; Toohill 1-1; Jackson 0-2; Swann 0-1.

Cardinal Drops Shootout

STANFORD, Calif. - Gardner Minshew completed his first 19 passes of the second half and drove No. 14 Washington State to a 42-yard field goal by Blake Mazza with 19 seconds remaining to put the Cougars in sole possession of first place in the Pac-12 North with a 41-38 victory over No. 24 Stanford.

Minshew completed 40 of 50 passes for 438 yards and three touchdowns to lead the Cougars to their third straight win over the Cardinal.

K.J. Costello kept Stanford within striking distance, throwing a 25-yard touchdown pass to JJ Arcega-Whiteside to even the game at 38-38 with 1:25 remaining. Costello finished with 323 passing yards and four touchdowns, becoming the first Cardinal quarterback to record multiple four-touchdown games in a season since Andrew Luck in 2011.

Minshew engineered the winning drive in the final 1:25 with the big play coming on a 35-yard pass to Jamire Calvin on third-and-2 from the 33. Minshew completed one more pass to move the ball to the 25 and after two incomplete passes, Mazza made his kick to win it.

With No. 15 Washington losing at California, the Cougars head into the final month of the season alone in first place in the conference and remain the only one-loss team in the Pac-12.

Arcega-Whiteside continued his torrid play, hauling in a career-high 10 receptions for 111 yards and two touchdowns. Arcega-Whiteside, who moved into 17th place in school history with 1,792 career receiving yards, is the first Cardinal player with 11 touchdown catches in a season since 1980.

Kaden Smith hauled in nine catches for 112 yards while Trenton Irwin totaled 80 yards on eight receptions, representing his third straight game with at least seven catches.

Stanford built a 28-14 lead with 1:04 remaining before halftime, as Costello found Houston Heimuli from one yard out. Washington State quickly answered with a 23-yard field goal as time expired, closing the gap to 28-17.

Jet Toner's 40-yard field goal at the 6:16 mark of the third quarter extended the Cardinal's lead to 31-24 before the Cougars responded with a pair of touchdowns to open the fourth.

**#RV/19 Washington 27, Stanford 23**
Nov. 3, 2018 • Seattle, Wash.**Comeback Falls Short**

Score by Quarters	1	2	3	4	Score
Stanford (5-4, 3-3)	0	0	14	9	23
Washington (7-3, 5-2)	14	7	3	3	27

Qtr	Time	Team - Scoring Play	Plays-Yards	TOP	Score
1st	8:09	WASH - Browning 2 yd run (Henry PAT)	8-73	4:44	STAN 0-WASH 7
	0:55	WASH - Sample 11 yd pass from Browning (Henry PAT)	14-80	5:30	STAN 0-WASH 14
2nd	12:20	WASH - Gaskin 6 yd run (Henry PAT)	6-26	2:31	STAN 0-WASH 21
	9:43	STAN - Smith 14 yd pass from Costello (Riccitelli PAT)	8-61	4:27	STAN 7-WASH 21
3rd	4:27	WASH - Henry 22 yd field goal	10-70	5:16	STAN 7-WASH 24
	1:55	STAN - Love 5 yd run (Riccitelli PAT)	6-67	2:28	STAN 14-WASH 24
	9:00	STAN - Riccitelli 21 yd field goal	5-30	2:55	STAN 17-WASH 24
4th	5:09	WASH - Henry 38 yd field goal	9-54	3:51	STAN 17-WASH 27
	3:24	STAN - Irwin 33 yd pass from Costello (kick failed)	6-80	1:39	STAN 23-WASH 27

	Stanford	Washington
FIRST DOWNS	22	19
RUSHES-YARDS (NET)	23-77	45-177
PASSING YDS (NET)	347	194
Passes Att-Comp-Int	44-29-3	27-16-0
TOTAL OFFENSE PLAYS-YARDS	67-424	72-371
Fumble Returns-Yards	0-0	0-0
Punt Returns-Yards	3-17	0-0
Kickoff Returns-Yards	5-99	0-0
Interception Returns-Yards	0-0	3-12
Punts (Number-Avg)	3-44.0	5-34.8
Fumbles-Lost	1-0	1-0
Penalties-Yards	4-28	8-85
Possession Time	27:22	32:38
Third-Down Conversions	8 of 16	4 of 14
Fourth-Down Conversions	0 of 1	2 of 3
Red-Zone Scores-Chances	3-3	4-4
Sacks By: Number-Yards	3-24	1-9

RUSHING

Stanford-Love, Bryce 18-71; Maddox, Dorian 1-10; Scarlett, Cameron 3-5; Costello, K.J. 1-(-9).
Washington-Gaskin 28-148; Ahmed 5-23; Pleasant 3-12; McGrew 2-4; Browning 7-(-10).

PASSING

Stanford-Costello, K.J. 29-43-3-347; TEAM 0-1-0-0.
Washington-Browning 16-27-0-194.

RECEIVING

Stanford-Smith, Kaden 8-107; Parkinson, Colby 5-79; Irwin, Trenton 4-59;
Wedington, Connor 3-30; Scarlett, Cameron 3-22; Love, Bryce 3-18; Wilson, Michael 1-13;
Arcega-Whiteside, JJ 1-11; St. Brown, Osiris 1-8.
Washington-Fuller 5-62; Jones 3-28; Ahmed 2-32; Baccellia 2-24; Sample 2-19; Otton 1-20; Bryant 1-9.

INTERCEPTIONS

Washington-Murphy, Byron 1-12; Gaines, Greg 1-0; Rapp, Taylor 1-0.

FUMBLES

Stanford-Irwin, Trenton 1-0.
Washington-Gaskin, Myles 1-0.

SACKS (UA-A)

Stanford-Toohill, Casey 1-1; Fox, Jordan 0-1; Fox, Andres 0-1; Booker, Thomas 0-1.
Washington-Bronson, Josiah 1-0.

TACKLES (UA-A)

Stanford-Okereke 5-6; Fox 4-5; Holder 5-2; Barton 3-4; Antoine 4-2; Reid 3-1; Adebo 3-1; Toohill 2-1;
Williams 2-1; Booker 1-2; Wade-Perry 1-2; Buncom 1-2; Murphy 2-0; Jackson 1-1;
Williamson 1-0; Wedington 1-0; Fox 0-1; Branch 0-1.
Washington-Burr-Kirven 6-6; Molden 5-2; Murphy 4-3; Rapp 2-4; Bartlett 1-5; Wellington 4-1;
Taylor 3-2; McKinney 2-3; Johnson 3-1; Tryon 1-1; Gordon 1-1; Irvin 1-0; Bronson 1-0; Bowman 1-0;
Onwuzurike 1-0; Manur 0-1; Hampton 0-1; Gaines 0-1; McIntosh 0-1; Jones 0-1.

SEATTLE - K.J. Costello, Kaden Smith and Bryce Love jolted the Stanford offense in the second half, but a furious Cardinal comeback fell short against Washington, 27-23.

The Huskies built a 21-0 lead thanks to a 2-yard touchdown run by quarterback Jake Browning, an 11-yard touchdown pass from Browning to Drew Sample and Gaskin's 6-yard run early in the second quarter. But the Huskies offense was unable to find the end zone the rest of the way, making for a nervy second half after Stanford's Costello got hot.

Costello threw a 14-yard touchdown to Kaden Smith and Bryce Love ran for a 5-yard touchdown late in the third quarter to pull Stanford within 24-14. Collin Riccitelli hit a 21-yard field goal with nine minutes remaining after Washington's defense held inside the 10 to pull the Cardinal within 24-17.

Washington answered with one more drive and Peyton Henry hit a 38-yard field goal with 5:09 left and gave the Huskies a 10-point lead, but Costello made the final minutes uncomfortable hitting Trenton Irwin for a 33-yard touchdown with 3:24 left. Stanford missed the extra point and the Huskies lead was 27-23.

Washington was only able to run 79 seconds off the clock before punting and Stanford took possession at its 15 with 2:05 left. Costello hit five passes to get to the Washington 34 with 10 seconds left. He missed an end zone throw for Irwin and on the last play Costello was intercepted by Taylor Rapp at the goal line.

Costello was 29 of 43 for 347 yards with two touchdowns. Love rushed 18 times for 71 yards and a score. Smith finished with eight catches for 107 yards and a touchdown.



Stanford 48, Oregon State 17
Nov. 10, 2018 • Stanford, Calif.

Score by Quarters	1	2	3	4	Score
Oregon State (2-8, 1-6)	7	10	0	0	17
Stanford (6-4, 4-3)	13	21	7	7	48

Qtr	Time	Team - Scoring Play	Plays-Yards	TOP	Score
1st	13:12	STAN - Love 28 yd run (Riccitelli PAT)	5-75	1:48	OSU 0-STAN 7
	9:09	OSU - Bradford 63 yd pass from Luton (Choukair PAT)	1-63	0:10	OSU 7-STAN 7
	5:25	STAN - Parkinson 28 yd pass from Costello (Riccitelli miss)	8-75	3:44	OSU 7-STAN 13
2nd	14:17	STAN - Parkinson 9 yd pass from Costello (Riccitelli PAT)	9-65	4:47	OSU 7-STAN 20
	12:47	STAN - Parkinson 75 yd pass from Costello (Riccitelli PAT)	1-75	0:12	OSU 7-STAN 27
	7:51	STAN - Parkinson 5 yd pass from Costello (Riccitelli PAT)	4-51	2:58	OSU 7-STAN 34
	2:36	OSU - Togiaï 7 yd pass from Luton (Choukair PAT)	13-75	5:15	OSU 14-STAN 34
	0:00	OSU - Choukair 40 yd field goal	4-26	0:20	OSU 17-STAN 34
3rd	9:32	STAN - Scarlett 41 yd run (Riccitelli PAT)	4-72	2:11	OSU 17-STAN 41
4th	13:33	STAN - Maddox 1 yd run (Riccitelli PAT)	15-80	8:44	OSU 17-STAN 48

	Oregon State	Stanford
FIRST DOWNS	18	24
RUSHES-YARDS (NET)	33-168	30-244
PASSING YDS (NET)	236	352
Passes Att-Comp-Int	35-17-1	38-25-1
TOTAL OFFENSE PLAYS-YARDS	68-404	68-596
Fumble Returns-Yards	0-0	0-0
Punt Returns-Yards	0-0	3-18
Kickoff Returns-Yards	1-15	1-25
Interception Returns-Yards	1-17	1-0
Punts (Number-Avg)	5-42.4	3-42.0
Fumbles-Lost	0-0	0-0
Penalties-Yards	6-34	8-70
Possession Time	26:01	33:59
Third-Down Conversions	5 of 15	6 of 12
Fourth-Down Conversions	1 of 4	2 of 2
Red-Zone Scores-Chances	1-2	3-3
Sacks By: Number-Yards	1-4	2-17

RUSHING

Oregon State-Jefferson, J. 19-109; Pierce, Artavis 3-46; Alfieri, M. 4-22; Blount, Conor 3-8.
Stanford-Love, Bryce 11-90; Scarlett, Cameron 3-49; Costello, K.J. 1-45; Maddox, Dorian 9-39;
Woods, Justus 3-12; McFarlane, Cameron 1-11; West, Jack 1-2; Richardson, Jack 1-(-4).

PASSING

Oregon State-Luton, Jake 14-26-1-205; Blount, Conor 3-9-0-31.
Stanford-Costello, K.J. 23-33-1-342; West, Jack 1-4-0-4; Richardson, Jack 1-1-0-6.

RECEIVING

Oregon State-Bradford, T. 5-120; Hodgins, Isaiah 3-37; Irish, Jesiah 2-23; Hernandez, T. 2-21;
Togiaï, Noah 2-11; Taylor, Kolby 1-13; Alfieri, M. 1-8; Pierce, Artavis 1-3.
Stanford-Parkinson, Colby 6-166; Irwin, Trenton 6-70; Smith, Kaden 3-34; Wedington, Connor 3-22;
Wilson, Michael 2-26; Maddox, Dorian 1-12; Love, Bryce 1-7; Fehoko, Simi 1-6;
Scarlett, Cameron 1-5; Harrington, Scooter 1-4.

INTERCEPTIONS

Oregon State-Smith, Shemar 1-17.
Stanford-Buncom, Frank 1-0.

SACKS (UA-A)

Oregon State-Hughes-Murray 1-0.
Stanford-Fox, Jordan 1-0; Booker, Thomas 1-0.

TACKLES (UA-A): Oregon State-Smith 7-2; Moore 6-0; Grant 5-1; Dunn 4-1; Hayes 3-1;
Rashed Jr. 2-2; Aydon 2-2; Wilson 1-3; Kell 3-0; Hodgins 1-2; Whetzel 1-1; Hughes-Murray 1-1;
Vakameilalo 0-2; Tufaga 1-0; Leonnig 1-0; Fifita 1-0; Bodden 1-0.
Stanford-Eboh 2-4; Reid 4-1; Barton 4-1; Antoine 3-1; Fox 1-3; Buncom 2-1; Adebo 1-2; Parson 1-2;
Head 2-0; Swann 2-0; Burik 2-0; Wade-Perry 2-0; Okereke 1-2; Johnson 0-2; Williams 1-0;
Schaffer 1-0; Booker 1-0; Williamson 1-0; Bonner 1-0; Fox 0-1; Murphy 0-1.

Dam Busted

STANFORD, Calif. - Sophomore tight end Colby Parkinson caught all four of K.J. Costello's touchdown passes and Stanford beat Oregon State 48-17.

Bryce Love scored a touchdown and rushed for 90 yards. Cameron Scarlett also scored for the Cardinal with a career-long touchdown run of 41 yards. Dorian Maddox scored on a 1-yard run, his first career touchdown.

Last year the teams combined for 486 total yards in Stanford's 15-14 win. The teams had 632 by halftime on Saturday.

Costello threw for 342 yards and touchdown passes of 28, 9, 75 and 5 yards. He's thrown four touchdowns in three games this season, the most since Andrew Luck did in 2011. Parkinson finished with six catches and 166 yards.

Parkinson became integral to Stanford's offense after top receiver JJ Arcega-Whiteside suffered an injury in the first quarter of last week's loss at Washington.

Love, who did not play after a brief appearance in the third quarter, finished off a 5-play, 75-yard drive with a 28-yard run that brought comparisons from last year when he set a school rushing record.

The Cardinal broke it open in the second quarter, scoring the first three touchdowns, all passes to Parkinson, and taking a 34-7 advantage before the Beavers closed within 34-17 by halftime.



Stanford 49, Utah 42
Nov. 24, 2018 • Pasadena, Calif.

Score by Quarters	1	2	3	4	Score
Stanford (7-4, 5-3)	10	17	14	8	49
UCLA (3-9, 3-6)	6	14	16	6	42

Qtr	Time	Team - Scoring Play	Plays-Yards	TOP	Score
1st	13:32	UCLA - Molson 38 yd field goal	4-2	0:42	STAN 0-UCLA 3
	7:50	STAN - Arcega-Whiteside 19 yd pass from Costello (Toner PAT)	5-62	2:12	STAN 7-UCLA 3
	3:20	STAN - Toner 30 yd field goal	6-25	3:02	STAN 10-UCLA 3
	0:00	UCLA - Molson 35 yd field goal	8-57	3:20	STAN 10-UCLA 6
2nd	11:11	STAN - Love 2 yd run (Toner PAT)	7-75	3:49	STAN 17-UCLA 6
	7:34	UCLA - Kelley 12 yd run (Molson PAT)	9-75	3:37	STAN 17-UCLA 13
	2:27	STAN - Irwin 37 yd pass from Costello (Toner PAT)	3-37	0:16	STAN 24-UCLA 13
	0:37	UCLA - Kelley 1 yd run (Molson PAT)	7-75	1:50	STAN 24-UCLA 20
	0:03	STAN - Toner 20 yd field goal	3-24	0:22	STAN 27-UCLA 20
3rd	12:19	UCLA - Irby 12 yd run (Molson PAT)	9-75	2:41	STAN 27-UCLA 27
	7:02	STAN - Arcega-Whiteside 23 yd pass from Costello (Toner PAT)	10-75	5:17	STAN 34-UCLA 27
	5:24	STAN - Arcega-Whiteside 2 yd pass from Costello (Toner PAT)	4-21	1:30	STAN 41-UCLA 27
	2:21	UCLA - Andrus safety	--	--	STAN 41-UCLA 29
	2:09	UCLA - Holmes 93 yd kickoff return (Molson PAT)	--	--	STAN 41-UCLA 36
4th	9:27	UCLA - Speight 1 yd run (Speight pass failed)	13-90	4:35	STAN 41-UCLA 42
	8:19	STAN - St. Brown 52 yd pass from Costello (Toner PAT)	3-75	1:08	STAN 49-UCLA 42

	Stanford	UCLA
FIRST DOWNS	24	31
RUSHES-YARDS (NET)	30-126	37-62
PASSING YDS (NET)	344	466
Passes Att-Comp-Int	37-23-1	47-29-1
TOTAL OFFENSE PLAYS-YARDS	67-470	84-528
Fumble Returns-Yards	0-0	0-0
Punt Returns-Yards	1-22	0-0
Kickoff Returns-Yards	2-92	1-93
Interception Returns-Yards	1-0	1-22
Punts (Number-Avg)	5-41.2	3-36.3
Fumbles-Lost	0-0	1-1
Penalties-Yards	7-64	6-63
Possession Time	31:09	28:51
Third-Down Conversions	5 of 12	3 of 14
Fourth-Down Conversions	0 of 0	3 of 5
Red-Zone Scores-Chances	6-6	5-7
Sacks By: Number-Yards	6-41	0-0

RUSHING

Stanford-Love, Bryce 22-85; Scarlett, Cameron 4-33; Costello, K.J. 2-9; Speights, Trevor 1-0.
 UCLA-Kelley, Joshua 18-55; Irby, Martell 7-47; Allen, Kazmeir 1-2; Speight, Wilton 10-(-37).

PASSING

Stanford-Costello, K.J. 23-37-1-344.
 UCLA-Speight, Wilton 29-47-1-466.

RECEIVING

Stanford-Arcega-Whiteside, JJ 7-106; Irwin, Trenton 7-103; Wilson, Michael 4-41;
 Parkinson, Colby 2-45; Love, Bryce 2-(-3); St. Brown, Osiris 1-52.
 UCLA-Wilson, Caleb 9-184; Howard, Theo 5-88; Ezeike, Michael 4-58; Cota, Chase 3-38; Pabico, C.
 2-31; Irby, Martell 2-22; Kelley, Joshua 2-14; Asiati, Devin 1-25; Dulcich, Greg 1-6.

INTERCEPTIONS

Stanford-Adebo, Paulson 1-0. UCLA-Pickett, A. 1-22.

FUMBLES:

UCLA-Speight, Wilton 1-1.

SACKS (UA-A):

Stanford-Buncom, Frank 1-0; Barton, Sean 1-0; Reid, Gabe 1-0;
 Antoine, Malik 1-0; TEAM 1-0; Fox, Andres 1-0. UCLA-None.

TACKLES (UA-A): Stanford-Williamson 7-0; Barton 6-1; Okereke 5-2; Antoine 5-0; Buncom 5-0;
 Adebo 4-0; Eboh 3-0; Alfieri 3-0; Williams 2-2; Holder 2-1; Fox 2-1; Jackson 1-1; Pryts 2-0;
 Reid 2-0; Murphy 2-0; Schaffer 1-0; Wade-Perry 1-0; Fox 1-0; Swann 1-0; TEAM 1-0; Costello 1-0.
 UCLA-Pickett 4-4; Barnes 3-3; Holmes 2-4; Thompson 5-0; Toailoa 5-0; Gates 4-1; Smalley 3-0;
 Wade 2-1; Lake 2-0; Manoa 2-0; Isibor 2-0; Shaw 1-0; Lucier-South 1-0; Guidry 1-0; Andrus 1-0.

JJ and Costello Strike Again

PASADENA, Calif. -- K.J. Costello threw for 344 yards and career high five touchdowns leading Stanford to a 49-42 victory over UCLA at the Rose Bowl.

The Cardinal, who have won 11 straight over the Bruins, trailed 42-41 midway through the fourth quarter when the junior threw a 52-yard touchdown pass to Osiris St. Brown. Bryce Love ran it in for the two-point conversion to put them up by a touchdown.

UCLA drove to the Stanford 43 with under a minute remaining before turning it over on downs.

JJ Arcega-Whiteside -- who had seven receptions for 106 yards -- caught three touchdowns. He has 14, which ties the school's single-season record first set by James Lofton in 1977. Trenton Irwin (seven receptions, 103 yards) also had a touchdown while Love rushed for 85 yards on 22 carries with a TD for the Cardinal.

UCLA's Wilton Speight was 29 of 47 for 466 yards and an interception and one rushing touchdown in his final collegiate game. Tight end Caleb Wilson was his main target with nine receptions for 184 yards.

Joshua Kelley rushed for 55 yards on 18 carries with two touchdowns and Martell Irby had 47 yards and a score.

UCLA trailed 41-27 with 5:24 remaining on a Arcega-Whiteside TD from Costello before beginning its rally. UCLA got its first safety since 2012 when Martin Andrus tackled Love in the end zone. On the free kick, Darnay Holmes returned it 93 yards to bring the Bruins within 41-36 with 2:09 left in the third.

After a Stanford punt, the Bruins took a one-point lead on a 13-play, 90-yard drive, culminating in a Speight keeper from a yard out.