

NCAA Gymnastics Score Sheet

Teams: Home Stanford University

Visitor University of California, Berkeley

Date Apr 6, 2024

Place University Of Oklahoma Gymnastics

Attendance 0

| Name | D | 1 | 2 | 3 | 4 | 5 | nd | AVE |
|-------------------|-----|-----|-----|-----|---|---|----|--------|
| 1 Taylor Burkhart | 417 | 5.5 | 8.5 | 8.7 | | | | 14.100 |
| 2 Colt Walker | 402 | 5.5 | 8.8 | 8.7 | | | | 14.250 |
| 3 Khoi Young | 401 | 5.8 | 8.6 | 8.4 | | | | 14.300 |
| 4 Jeremy Bischoff | 419 | 5.5 | 8.9 | 8.8 | | | | 14.350 |
| 5 Brandon Nguyen | 404 | 4.9 | 8.6 | 8.7 | | | | 13.550 |

Floor Score: **70.550** Running Score: **70.550**

| Name | D | 1 | 2 | 3 | 4 | 5 | nd | AVE |
|---------------------|-----|-----|-----|-----|---|---|------|--------|
| 1 David Rauchwerger | 214 | 4.7 | 8.7 | 8.8 | | | | 13.450 |
| 2 Yu-Chen Lee | 209 | 4.8 | 8.2 | 8.4 | | | -0.1 | 13.000 |
| 3 Theodor Gadderud | 205 | 5.3 | 8.5 | 8.6 | | | | 13.850 |
| 4 Tyler Shimizu | 218 | 5.3 | 8.5 | 8.7 | | | | 13.900 |
| 5 Noah Newfeld | 212 | 5.1 | 7.8 | 7.9 | | | | 12.950 |

Floor Score: **67.150** Running Score: **67.150**

| Name | D | 1 | 2 | 3 | 4 | 5 | nd | AVE |
|------------------|-----|-----|-----|-----|---|---|----|--------|
| 1 Luke McFarland | 406 | 5.6 | 9.0 | 8.8 | | | | 14.500 |
| 2 Marcus Kushner | 410 | 5.3 | 8.8 | 8.6 | | | | 14.000 |
| 3 Colt Walker | 402 | 5.4 | 8.5 | 8.4 | | | | 13.850 |
| 4 Khoi Young | 401 | 6.5 | 8.6 | 8.6 | | | | 15.100 |
| 5 J.R. Chou | 415 | 5.8 | 8.7 | 8.7 | | | | 14.500 |

Pommel Score: **71.950** Running Score: **142.500**

| Name | D | 1 | 2 | 3 | 4 | 5 | nd | AVE |
|-----------------------|-----|-----|-----|-----|---|---|----|--------|
| 1 Tyler Shimizu | 218 | 5.2 | 8.7 | 8.6 | | | | 13.850 |
| 2 Jasper Smith-Gordon | 219 | 4.9 | 8.8 | 8.7 | | | | 13.650 |
| 3 Noah Newfeld | 212 | 5.5 | 8.2 | 8.2 | | | | 13.700 |
| 4 Noah Sano | 215 | 5.5 | 7.6 | 7.6 | | | | 13.100 |
| 5 Aidan Li | 210 | 5.8 | 9.0 | 8.8 | | | | 14.700 |

Pommel Score: **69.000** Running Score: **136.150**

| Name | D | 1 | 2 | 3 | 4 | 5 | nd | AVE |
|-------------------|-----|-----|-----|-----|---|---|----|--------|
| 1 Arun Chhetri | 416 | 5.0 | 9.3 | 9.3 | | | | 14.300 |
| 2 Taylor Burkhart | 417 | 5.1 | 9.0 | 8.8 | | | | 14.000 |
| 3 Colt Walker | 402 | 5.3 | 8.9 | 8.7 | | | | 14.100 |
| 4 Mark Berlaga | 420 | 6.0 | 7.3 | 7.4 | | | | 13.350 |
| 5 Asher Hong | 413 | 6.1 | 9.0 | 8.8 | | | | 15.000 |

Rings Score: **70.750** Running Score: **213.250**

| Name | D | 1 | 2 | 3 | 4 | 5 | nd | AVE |
|--------------------|-----|-----|-----|-----|---|---|----|--------|
| 1 Jaxon Mitchell | 211 | 5.1 | 8.4 | 8.6 | | | | 13.600 |
| 2 Darren Wong | 222 | 4.6 | 8.4 | 8.4 | | | | 13.000 |
| 3 Theodor Gadderud | 205 | 4.7 | 8.7 | 8.5 | | | | 13.300 |
| 4 Noah Newfeld | 212 | 4.9 | 8.6 | 8.4 | | | | 13.400 |
| 5 Chris Scales | 216 | 5.4 | 8.0 | 7.8 | | | | 13.300 |

Rings Score: **66.600** Running Score: **202.750**

| Name | D | 1 | 2 | 3 | 4 | 5 | nd | AVE |
|-------------------|-----|-----|-----|-----|---|---|------|--------|
| 1 Taylor Burkhart | 417 | 5.4 | 9.2 | 9.1 | | | -0.1 | 14.450 |
| 2 Colt Walker | 402 | 5.2 | 8.9 | 9.0 | | | | 14.150 |
| 3 Asher Hong | 413 | 5.2 | 9.1 | 9.2 | | | | 14.350 |
| 4 Khoi Young | 401 | 5.6 | 9.2 | 9.3 | | | | 14.850 |
| 5 Brandon Nguyen | 404 | 5.2 | 9.0 | 9.2 | | | | 14.300 |

Vault Score: **72.100** Running Score: **285.350**

| Name | D | 1 | 2 | 3 | 4 | 5 | nd | AVE |
|-----------------------|-----|-----|-----|-----|---|---|------|--------|
| 1 Darren Wong | 222 | 4.8 | 9.2 | 9.2 | | | | 14.000 |
| 2 Jelani Sweet | 221 | 4.8 | 8.8 | 8.8 | | | -0.1 | 13.500 |
| 3 Theodor Gadderud | 205 | 4.8 | 9.0 | 9.0 | | | | 13.800 |
| 4 Khaleen Curry | 204 | 5.2 | 9.3 | 9.4 | | | | 14.550 |
| 5 Jasper Smith-Gordon | 219 | 5.2 | 9.5 | 9.5 | | | | 14.700 |

Vault Score: **70.550** Running Score: **273.300**

| Name | D | 1 | 2 | 3 | 4 | 5 | nd | AVE |
|-------------------|-----|-----|-----|-----|---|---|----|--------|
| 1 Taylor Burkhart | 417 | 5.7 | 8.3 | 8.5 | | | | 14.100 |
| 2 Asher Hong | 413 | 5.6 | 8.6 | 8.6 | | | | 14.200 |
| 3 Colt Walker | 402 | 6.2 | 8.6 | 8.4 | | | | 14.700 |
| 4 Khoi Young | 401 | 5.8 | 9.0 | 8.9 | | | | 14.750 |
| 5 Luke McFarland | 406 | 5.0 | 7.8 | 7.6 | | | | 12.700 |

P. Bar Score: **70.450** Running Score: **355.800**

| Name | D | 1 | 2 | 3 | 4 | 5 | nd | AVE |
|--------------------|-----|-----|-----|-----|---|---|----|--------|
| 1 Tyler Shimizu | 218 | 4.7 | 8.1 | 8.1 | | | | 12.800 |
| 2 Darren Wong | 222 | 4.9 | 8.8 | 8.5 | | | | 13.550 |
| 3 Theodor Gadderud | 205 | 5.1 | 8.7 | 8.6 | | | | 13.750 |
| 4 Noah Newfeld | 212 | 5.1 | 8.4 | 8.7 | | | | 13.650 |
| 5 Noah Sano | 215 | 5.1 | 8.8 | 8.6 | | | | 13.800 |

P. Bar Score: **67.550** Running Score: **340.850**

| Name | D | 1 | 2 | 3 | 4 | 5 | nd | AVE |
|-------------------|-----|-----|-----|-----|---|---|----|--------|
| 1 Taylor Burkhart | 417 | 5.6 | 8.2 | 8.0 | | | | 13.700 |
| 2 Brandon Nguyen | 404 | 5.5 | 7.5 | 7.5 | | | | 13.000 |
| 3 Colt Walker | 402 | 5.3 | 7.6 | 7.4 | | | | 12.800 |
| 4 Khoi Young | 401 | 5.1 | 8.7 | 8.4 | | | | 13.650 |
| 5 Jeremy Bischoff | 419 | 5.6 | 8.2 | 8.1 | | | | 13.750 |

H. Bar Score: **66.900** Running Score: **422.700**

| Name | D | 1 | 2 | 3 | 4 | 5 | nd | AVE |
|--------------------|-----|-----|-----|-----|---|---|----|--------|
| 1 Jaxon Mitchell | 211 | 4.3 | 8.5 | 8.4 | | | | 12.750 |
| 2 Theodor Gadderud | 205 | 4.1 | 8.0 | 7.6 | | | | 11.900 |
| 3 Tyler Shimizu | 218 | 4.3 | 8.8 | 8.8 | | | | 13.100 |
| 4 Darren Wong | 222 | 4.8 | 9.0 | 8.8 | | | | 13.700 |
| 5 Collin Cunane | 203 | 4.6 | 8.9 | 8.5 | | | | 13.300 |

H. Bar Score: **64.750** Running Score: **405.600**

Final Team Score: **422.700**

Final Team Score: **405.600**

All-Arounders

| | Young | Walker | | | | | |
|----|--------|--------|--|--|--|--|--|
| FX | 14.300 | 14.250 | | | | | |
| PH | 15.100 | 13.850 | | | | | |
| SR | 13.700 | 14.100 | | | | | |
| VT | 14.850 | 14.150 | | | | | |
| PB | 14.750 | 14.700 | | | | | |
| HB | 13.650 | 12.800 | | | | | |
| AA | 86.350 | 83.850 | | | | | |

All-Arounders

Judge's Signatures * FX Eric Briley * PH Chris Muenz * SR Howard Steere * VT Jon Portillo * PB Tom Kutz * HB Brian Richmond
 * Head Judge FX Greg Zakhariants PH Mark Sherman SR Sean Sims VT Brian Cooper PB Scott Kerns HB Peter Weiging







Coach's Signature _____ Coach's Signature _____

MPSF Championship

Team Results

Apr 6, 2024

Page: 1
Printed: 4/6/2024 4:18 PM
Men / 10 / All Ages
Session: 1

| Rank | Gym | Team | Score |  |  |  |  |  |  |
|------|------------|------|--------------------------|---|--|---|---|---|---|
| 1 | Stanford | X | 422.700 | 70.550 1 | 71.950 1 | 70.750 1 | 72.100 1 | 70.450 1 | 66.900 2 |
| 2 | OU | X | 418.400 | 70.400 2 | 69.050 2 | 69.900 2 | 71.800 2 | 69.500 2 | 67.750 1 |
| 3 | California | X | 405.600 | 67.150 3 | 69.000 3 | 66.600 3 | 70.550 3 | 67.550 3 | 64.750 3 |
| 4 | Air Force | X | 395.450 (Inc -1.0 ND) | 66.050 4 | 68.100 4 | 66.150 4 | 68.450 4 | 63.500 4 | 64.200 4 |

MPSF Championship

Event Results - Floor

Apr 6, 2024

Page: 1

Printed: 4/6/2024 4:18 PM

Men / 10 / All Ages

Session: 1



| Rank | Num | Name | Gym | Diff | Exec | Bonus | ND | Score | Out |
|------|-----|--------------------|------------|-------|-------|-------|------|--------|-------|
| 1 | 306 | Emre Dodanli | OU | 6.100 | 8.850 | 0.000 | __ | 14.950 | 0.000 |
| 2 | 419 | Jeremy Bischoff | Stanford | 5.500 | 8.850 | 0.000 | __ | 14.350 | 0.600 |
| 3 | 401 | Khoi Young | Stanford | 5.800 | 8.500 | 0.000 | __ | 14.300 | 0.650 |
| 4T | 402 | Colt Walker | Stanford | 5.500 | 8.750 | 0.000 | __ | 14.250 | 0.700 |
| 4T | 116 | Oliver Zavel | Air Force | 5.900 | 8.350 | 0.000 | __ | 14.250 | 0.700 |
| 6 | 309 | Jack Freeman | OU | 5.400 | 8.750 | 0.000 | __ | 14.150 | 0.800 |
| 7 | 417 | Taylor Burkhart | Stanford | 5.500 | 8.600 | 0.000 | __ | 14.100 | 0.850 |
| 8T | 218 | Tyler Shimizu | California | 5.300 | 8.600 | 0.000 | __ | 13.900 | 1.050 |
| 8T | 302 | Fuzzy Benas | OU | 5.500 | 8.500 | 0.000 | -0.1 | 13.900 | 1.050 |
| 10T | 205 | Theodor Gadderud | California | 5.300 | 8.550 | 0.000 | __ | 13.850 | 1.100 |
| 10T | 113 | Erich Upton | Air Force | 5.600 | 8.250 | 0.000 | __ | 13.850 | 1.100 |
| 12T | 312 | Nico Hamilton | OU | 5.300 | 8.400 | 0.000 | __ | 13.700 | 1.250 |
| 12T | 310 | Brigham Frentheway | OU | 5.400 | 8.300 | 0.000 | __ | 13.700 | 1.250 |
| 14 | 404 | Brandon Nguyen | Stanford | 4.900 | 8.650 | 0.000 | __ | 13.550 | 1.400 |
| 15T | 214 | David Rauchwerger | California | 4.700 | 8.750 | 0.000 | __ | 13.450 | 1.500 |
| 15T | 103 | Garrett Braunton | Air Force | 5.400 | 8.050 | 0.000 | __ | 13.450 | 1.500 |
| 17 | 209 | Yu-Chen Lee | California | 4.800 | 8.300 | 0.000 | -0.1 | 13.000 | 1.950 |
| 18 | 212 | Noah Newfeld | California | 5.100 | 7.850 | 0.000 | __ | 12.950 | 2.000 |
| 19 | 112 | Jake Sampier | Air Force | 5.400 | 7.400 | 0.000 | -0.2 | 12.600 | 2.350 |
| 20 | 105 | Tai Gopaul | Air Force | 5.300 | 6.600 | 0.000 | __ | 11.900 | 3.050 |

MPSF Championship

Event Results - Pommel

Apr 6, 2024

Page: 1

Printed: 4/6/2024 4:19 PM

Men / 10 / All Ages

Session: 1



| Rank | Num | Name | Gym | Diff | Exec | Bonus | ND | Score | Out |
|------|-----|---------------------|------------|-------|-------|-------|----|--------|-------|
| 1 | 321 | Ignacio Yockers | OU | 6.300 | 8.850 | 0.000 | .. | 15.150 | 0.000 |
| 2 | 401 | Khoi Young | Stanford | 6.500 | 8.600 | 0.000 | .. | 15.100 | 0.050 |
| 3 | 210 | Aidan Li | California | 5.800 | 8.900 | 0.000 | .. | 14.700 | 0.450 |
| 4 | 106 | Patrick Hoopes | Air Force | 6.200 | 8.400 | 0.000 | .. | 14.600 | 0.550 |
| 5T | 406 | Luke McFarland | Stanford | 5.600 | 8.900 | 0.000 | .. | 14.500 | 0.650 |
| 5T | 415 | J.R. Chou | Stanford | 5.800 | 8.700 | 0.000 | .. | 14.500 | 0.650 |
| 7 | 316 | Zach Nunez | OU | 5.600 | 8.750 | 0.000 | .. | 14.350 | 0.800 |
| 8 | 104 | Sam Brown | Air Force | 5.500 | 8.750 | 0.000 | .. | 14.250 | 0.900 |
| 9 | 302 | Fuzzy Benas | OU | 5.600 | 8.450 | 0.000 | .. | 14.050 | 1.100 |
| 10 | 410 | Marcus Kushner | Stanford | 5.300 | 8.700 | 0.000 | .. | 14.000 | 1.150 |
| 11T | 218 | Tyler Shimizu | California | 5.200 | 8.650 | 0.000 | .. | 13.850 | 1.300 |
| 11T | 402 | Colt Walker | Stanford | 5.400 | 8.450 | 0.000 | .. | 13.850 | 1.300 |
| 13* | 212 | Noah Newfeld | California | 5.500 | 8.200 | 0.000 | .. | 13.700 | 1.450 |
| 13* | 109 | Jack Matlock | Air Force | 5.500 | 8.200 | 0.000 | .. | 13.700 | 1.450 |
| 15 | 219 | Jasper Smith-Gordon | California | 4.900 | 8.750 | 0.000 | .. | 13.650 | 1.500 |
| 16 | 103 | Garrett Braunton | Air Force | 4.800 | 8.500 | 0.000 | .. | 13.300 | 1.850 |
| 17 | 305 | Kelton Christiansen | OU | 5.000 | 8.200 | 0.000 | .. | 13.200 | 1.950 |
| 18 | 215 | Noah Sano | California | 5.500 | 7.600 | 0.000 | .. | 13.100 | 2.050 |
| 19 | 308 | Tyler Flores | OU | 5.400 | 6.900 | 0.000 | .. | 12.300 | 2.850 |
| 20 | 114 | Bryan Woffinden | Air Force | 4.700 | 7.550 | 0.000 | .. | 12.250 | 2.900 |

MPSF Championship

Event Results - Rings

Apr 6, 2024

Page: 1

Printed: 4/6/2024 4:19 PM

Men / 10 / All Ages

Session: 1



| Rank | Num | Name | Gym | Diff | Exec | Bonus | ND | Score | Out |
|------|-----|------------------|------------|-------|-------|-------|----|--------|-------|
| 1 | 413 | Asher Hong | Stanford | 6.100 | 8.900 | 0.000 | .. | 15.000 | 0.000 |
| 2 | 416 | Arun Chhetri | Stanford | 5.000 | 9.300 | 0.000 | .. | 14.300 | 0.700 |
| 3 | 302 | Fuzzy Benas | OU | 4.900 | 9.350 | 0.000 | .. | 14.250 | 0.750 |
| 4 | 315 | Zachary Marckx | OU | 5.400 | 8.800 | 0.000 | .. | 14.200 | 0.800 |
| 5 | 402 | Colt Walker | Stanford | 5.300 | 8.800 | 0.000 | .. | 14.100 | 0.900 |
| 6* | 319 | Daniel Simmons | OU | 4.800 | 9.200 | 0.000 | .. | 14.000 | 1.000 |
| 6* | 304 | Matthew Burgoyne | OU | 4.800 | 9.200 | 0.000 | .. | 14.000 | 1.000 |
| 6T | 417 | Taylor Burkhart | Stanford | 5.100 | 8.900 | 0.000 | .. | 14.000 | 1.000 |
| 9 | 101 | Jacob Becchetti | Air Force | 4.900 | 8.900 | 0.000 | .. | 13.800 | 1.200 |
| 10 | 103 | Garrett Braunton | Air Force | 4.800 | 8.950 | 0.000 | .. | 13.750 | 1.250 |
| 11 | 401 | Khoi Young | Stanford | 4.700 | 9.000 | 0.000 | .. | 13.700 | 1.300 |
| 12 | 211 | Jaxon Mitchell | California | 5.100 | 8.500 | 0.000 | .. | 13.600 | 1.400 |
| 13 | 311 | Tas Hajdu | OU | 5.100 | 8.350 | 0.000 | .. | 13.450 | 1.550 |
| 14 | 212 | Noah Newfeld | California | 4.900 | 8.500 | 0.000 | .. | 13.400 | 1.600 |
| 15 | 420 | Mark Berlaga | Stanford | 6.000 | 7.350 | 0.000 | .. | 13.350 | 1.650 |
| 16T | 205 | Theodor Gadderud | California | 4.700 | 8.600 | 0.000 | .. | 13.300 | 1.700 |
| 16T | 216 | Chris Scales | California | 5.400 | 7.900 | 0.000 | .. | 13.300 | 1.700 |
| 18* | 222 | Darren Wong | California | 4.600 | 8.400 | 0.000 | .. | 13.000 | 2.000 |
| 18* | 107 | Dennis` Irimiea | Air Force | 4.600 | 8.400 | 0.000 | .. | 13.000 | 2.000 |
| 20 | 105 | Tai Gopaul | Air Force | 4.300 | 8.600 | 0.000 | .. | 12.900 | 2.100 |
| 21 | 116 | Oliver Zavel | Air Force | 4.300 | 8.400 | 0.000 | .. | 12.700 | 2.300 |

MPSF Championship

Event Results - Vault

Apr 6, 2024

Page: 1

Printed: 4/6/2024 4:19 PM

Men / 10 / All Ages

Session: 1



| Rank | Num | Name | Gym | Diff | Exec | Bonus | ND | Score | Out |
|------|-----|---------------------|------------|-------|-------|-------|------|--------|-------|
| 1 | 401 | Khoi Young | Stanford | 5.600 | 9.250 | 0.000 | .. | 14.850 | 0.000 |
| 2 | 219 | Jasper Smith-Gordon | California | 5.200 | 9.500 | 0.000 | .. | 14.700 | 0.150 |
| 3 | 302 | Fuzzy Benas | OU | 5.300 | 9.350 | 0.000 | .. | 14.650 | 0.200 |
| 4 | 303 | Max Bereznev | OU | 5.200 | 9.400 | 0.000 | .. | 14.600 | 0.250 |
| 5 | 204 | Khalen Curry | California | 5.200 | 9.350 | 0.000 | .. | 14.550 | 0.300 |
| 6 | 417 | Taylor Burkhart | Stanford | 5.400 | 9.150 | 0.000 | -0.1 | 14.450 | 0.400 |
| 7T | 310 | Brigham Frentheway | OU | 5.200 | 9.250 | 0.000 | -0.1 | 14.350 | 0.500 |
| 7T | 413 | Asher Hong | Stanford | 5.200 | 9.150 | 0.000 | .. | 14.350 | 0.500 |
| 9 | 404 | Brandon Nguyen | Stanford | 5.200 | 9.100 | 0.000 | .. | 14.300 | 0.550 |
| 10 | 306 | Emre Dodanli | OU | 5.200 | 9.150 | 0.000 | -0.1 | 14.250 | 0.600 |
| 11 | 116 | Oliver Zavel | Air Force | 5.200 | 9.000 | 0.000 | .. | 14.200 | 0.650 |
| 12 | 402 | Colt Walker | Stanford | 5.200 | 8.950 | 0.000 | .. | 14.150 | 0.700 |
| 13 | 113 | Erich Upton | Air Force | 5.200 | 8.900 | 0.000 | .. | 14.100 | 0.750 |
| 14 | 222 | Darren Wong | California | 4.800 | 9.200 | 0.000 | .. | 14.000 | 0.850 |
| 15 | 313 | Leo Koike | OU | 5.200 | 9.050 | 0.000 | -0.3 | 13.950 | 0.900 |
| 16 | 103 | Garrett Braunton | Air Force | 4.800 | 9.050 | 0.000 | .. | 13.850 | 1.000 |
| 17 | 205 | Theodor Gadderud | California | 4.800 | 9.000 | 0.000 | .. | 13.800 | 1.050 |
| 18 | 114 | Bryan Woffinden | Air Force | 5.200 | 8.650 | 0.000 | -0.1 | 13.750 | 1.100 |
| 19 | 221 | Jelani Sweet | California | 4.800 | 8.800 | 0.000 | -0.1 | 13.500 | 1.350 |
| 20 | 112 | Jake Sampier | Air Force | 4.400 | 8.450 | 0.000 | -0.3 | 12.550 | 2.300 |

MPSF Championship

Event Results - P Bars

Apr 6, 2024

Page: 1

Printed: 4/6/2024 4:19 PM

Men / 10 / All Ages

Session: 1



| Rank | Num | Name | Gym | Diff | Exec | Bonus | ND | Score | Out |
|------|-----|------------------|------------|-------|-------|-------|----|--------|-------|
| 1 | 401 | Khoi Young | Stanford | 5.800 | 8.950 | 0.000 | .. | 14.750 | 0.000 |
| 2 | 402 | Colt Walker | Stanford | 6.200 | 8.500 | 0.000 | .. | 14.700 | 0.050 |
| 3 | 302 | Fuzzy Benas | OU | 5.300 | 9.050 | 0.000 | .. | 14.350 | 0.400 |
| 4 | 413 | Asher Hong | Stanford | 5.600 | 8.600 | 0.000 | .. | 14.200 | 0.550 |
| 5 | 417 | Taylor Burkhart | Stanford | 5.700 | 8.400 | 0.000 | .. | 14.100 | 0.650 |
| 6T | 312 | Nico Hamilton | OU | 5.000 | 8.950 | 0.000 | .. | 13.950 | 0.800 |
| 6T | 306 | Emre Dodanli | OU | 5.200 | 8.750 | 0.000 | .. | 13.950 | 0.800 |
| 8 | 215 | Noah Sano | California | 5.100 | 8.700 | 0.000 | .. | 13.800 | 0.950 |
| 9 | 205 | Theodor Gadderud | California | 5.100 | 8.650 | 0.000 | .. | 13.750 | 1.000 |
| 10 | 321 | Ignacio Yockers | OU | 4.700 | 9.000 | 0.000 | .. | 13.700 | 1.050 |
| 11 | 212 | Noah Newfeld | California | 5.100 | 8.550 | 0.000 | .. | 13.650 | 1.100 |
| 12* | 308 | Tyler Flores | OU | 4.900 | 8.650 | 0.000 | .. | 13.550 | 1.200 |
| 12* | 222 | Darren Wong | California | 4.900 | 8.650 | 0.000 | .. | 13.550 | 1.200 |
| 14 | 106 | Patrick Hoopes | Air Force | 4.400 | 8.700 | 0.000 | .. | 13.100 | 1.650 |
| 15 | 105 | Tai Gopaul | Air Force | 4.600 | 8.400 | 0.000 | .. | 13.000 | 1.750 |
| 16 | 116 | Oliver Zavel | Air Force | 5.200 | 7.700 | 0.000 | .. | 12.900 | 1.850 |
| 17 | 218 | Tyler Shimizu | California | 4.700 | 8.100 | 0.000 | .. | 12.800 | 1.950 |
| 18 | 406 | Luke McFarland | Stanford | 5.000 | 7.700 | 0.000 | .. | 12.700 | 2.050 |
| 19 | 110 | Charlie Miles | Air Force | 4.700 | 7.800 | 0.000 | .. | 12.500 | 2.250 |
| 20 | 103 | Garrett Braunton | Air Force | 5.100 | 6.900 | 0.000 | .. | 12.000 | 2.750 |

MPSF Championship

Event Results - H Bar

Apr 6, 2024

Page: 1

Printed: 4/6/2024 4:20 PM

Men / 10 / All Ages

Session: 1









| Rank | Num | Name | Gym | Diff | Exec | Bonus | ND | Score | Out |
|------|-----|---------------------|------------|-------|-------|-------|----|--------|-------|
| 1 | 305 | Kelton Christiansen | OU | 5.300 | 8.800 | 0.000 | .. | 14.100 | 0.000 |
| 2 | 309 | Jack Freeman | OU | 5.400 | 8.600 | 0.000 | .. | 14.000 | 0.100 |
| 3 | 419 | Jeremy Bischoff | Stanford | 5.600 | 8.150 | 0.000 | .. | 13.750 | 0.350 |
| 4T | 222 | Darren Wong | California | 4.800 | 8.900 | 0.000 | .. | 13.700 | 0.400 |
| 4T | 417 | Taylor Burkhart | Stanford | 5.600 | 8.100 | 0.000 | .. | 13.700 | 0.400 |
| 6T | 401 | Khoi Young | Stanford | 5.100 | 8.550 | 0.000 | .. | 13.650 | 0.450 |
| 6T | 306 | Emre Dodanli | OU | 5.600 | 8.050 | 0.000 | .. | 13.650 | 0.450 |
| 8T | 310 | Brigham Frentheway | OU | 4.800 | 8.700 | 0.000 | .. | 13.500 | 0.600 |
| 8T | 116 | Oliver Zavel | Air Force | 4.900 | 8.600 | 0.000 | .. | 13.500 | 0.600 |
| 10 | 203 | Collin Cunane | California | 4.600 | 8.700 | 0.000 | .. | 13.300 | 0.800 |
| 11 | 218 | Tyler Shimizu | California | 4.300 | 8.800 | 0.000 | .. | 13.100 | 1.000 |
| 12 | 404 | Brandon Nguyen | Stanford | 5.500 | 7.500 | 0.000 | .. | 13.000 | 1.100 |
| 13T | 111 | Eric Popescu | Air Force | 4.300 | 8.550 | 0.000 | .. | 12.850 | 1.250 |
| 13T | 103 | Garrett Braunton | Air Force | 5.400 | 7.450 | 0.000 | .. | 12.850 | 1.250 |
| 15 | 402 | Colt Walker | Stanford | 5.300 | 7.500 | 0.000 | .. | 12.800 | 1.300 |
| 16 | 211 | Jaxon Mitchell | California | 4.300 | 8.450 | 0.000 | .. | 12.750 | 1.350 |
| 17 | 113 | Erich Upton | Air Force | 4.700 | 7.850 | 0.000 | .. | 12.550 | 1.550 |
| 18 | 302 | Fuzzy Benas | OU | 5.500 | 7.000 | 0.000 | .. | 12.500 | 1.600 |
| 19 | 110 | Charlie Miles | Air Force | 4.600 | 7.850 | 0.000 | .. | 12.450 | 1.650 |
| 20 | 205 | Theodor Gadderud | California | 4.100 | 7.800 | 0.000 | .. | 11.900 | 2.200 |

MPSF Championship

Event Results - AA

Apr 6, 2024

Page: 1
Printed: 4/6/2024 4:20 PM
Men / 10 / All Ages
Session: 1

| Rank | Num | Name | Gym |  |  |  |  |  |  | AA |
|------|-----|------------------|-----------|---|---|---|---|---|---|--------|
| 1 | 401 | Khoi Young | Stanford | 14.300 | 15.100 | 13.700 | 14.850 | 14.750 | 13.650 | 86.350 |
| 2 | 402 | Colt Walker | Stanford | 14.250 | 13.850 | 14.100 | 14.150 | 14.700 | 12.800 | 83.850 |
| 3 | 302 | Fuzzy Benas | OU | 13.900 | 14.050 | 14.250 | 14.650 | 14.350 | 12.500 | 83.700 |
| 4 | 103 | Garrett Braunton | Air Force | 13.450 | 13.300 | 13.750 | 13.850 | 12.000 | 12.850 | 79.200 |