

NCAA Gymnastics Score Sheet

Teams: Home Stanford Visitor University Of Michigan

Date Feb 7, 2015 Place Cliff Keen Arena Attendance 0

Name		D	1	2	3	4	nd	AVE	Name		D	1	2	3	4	nd	AVE
FLOOR	1 Jon Deaton	144	5.80	7.50	7.30			13.200	1 Marty Strech	139	5.90	8.60	8.80				14.600
	2 Ryan Sheppard	156	5.80	7.80	8.00			13.700	2 Tristian Perez-Rivera	135	6.10	8.40	8.50				14.550
	3 Robert Neff	152	5.90	8.10	9.00			14.450	3 Paul Rizkalla Jr.	136	5.70	8.80	8.60				14.400
	4 Sean Senters	155	5.60	9.10	9.10		-0.1	14.600	4 Hub Humphrey	129	5.80	8.80	8.60				14.500
	5 Akash Modi	151	6.40	8.90	8.70			15.200	5 Anthony Stefanelli	137	6.00	9.00	8.90				14.950
	6 Mike Levy	148	5.80	7.80	7.80			13.600	6 Stacey Ervin	127	6.70	9.00	9.20				15.800

Floor Score: 71.550 Running Score: 71.550 Floor Score: 74.400 Running Score: 74.400

POMMEL	1 Drew Willoughby	157	5.30	8.50	8.20			13.650	1 Mark Panhorst	122	5.10	8.50	8.30				13.500
	2 Ryan Sheppard	156	5.20	8.80	8.50			13.850	2 Nick Hunter	130	6.00	8.50	8.40				14.450
	3 Sean Senters	155	5.80	7.80	7.50			13.450	3 Adrian De Los Angeles	125	5.80	7.70	7.60				13.450
	4 Akash Modi	151	6.10	8.80	8.60			14.800	4 Dylan James	131	5.50	8.40	8.10				13.750
	5 Andrew Misiolek	150	5.80	7.20	7.00			12.900	5 Nolan Novak	134	5.90	8.70	8.50				14.500
	6 Brian Knott	147	6.00	8.80	8.80			14.800	6 Dmitri Belanovski	124	5.40	8.40	8.20				13.700

Pommel Score: 70.550 Running Score: 142.100 Pommel Score: 69.900 Running Score: 144.300

RINGS	1 Robert Neff	152	5.10	8.60	8.50		0.2	13.850	1 Marty Strech	139	5.30	9.00	9.20				14.400
	2 Jordan DeClerk	145	5.40	9.10	9.20			14.550	2 Hub Humphrey	129	5.70	8.40	8.50				14.150
	3 Ryan Sheppard	156	5.30	8.50	8.50		0.2	14.000	3 Adrian De Los Angeles	125	5.50	8.20	8.20				13.700
	4 Akash Modi	151	6.10	8.70	8.80			14.850	4 Paul Rizkalla Jr.	136	6.10	7.40	7.70				13.650
	5 Mike Levy	148	6.00	8.30	8.50		0.2	14.600	5 Colin Mahar	133	5.80	8.70	8.90				14.600
	6 Brandon Beckhardt	142	5.80	8.80	8.70			14.550	6 Dmitri Belanovski	124	5.10	8.50	8.50			0.2	13.800

Rings Score: 72.550 Running Score: 214.650 Rings Score: 70.650 Running Score: 214.950

VAULT	1 Drew Burton	143	5.20	9.00	8.80			14.100	1 Marty Strech	139	5.20	9.30	9.30				14.500
	2 Robert Neff	152	5.20	9.50	9.50			14.700	2 Michael Strathern	138	5.60	9.30	9.30			-0.1	14.800
	3 Ryan Sheppard	156	5.20	9.30	9.30			14.500	3 Tristian Perez-Rivera	135	5.60	8.10	8.20				13.750
	4 Mike Levy	148	5.20	8.90	9.00			14.150	4 Anthony Stefanelli	137	5.60	9.60	9.60				15.200
	5 Akash Modi	151	5.60	9.30	9.30			14.900	5 Paul Rizkalla Jr.	136	5.60	9.20	9.30				14.850
	6 Sean Senters	155	5.60	9.70	9.70		-0.1	15.200	6 Stacey Ervin	127	5.60	9.40	9.50			0.1	15.150

Vault Score: 73.450 Running Score: 288.100 Vault Score: 74.500 Running Score: 289.450

PARALLEL BARS	1 Dennis Zaremski	158	5.40	8.70	8.50			14.000	1 Mark Panhorst	122	5.40	8.40	8.50				13.850
	2 Robert Neff	152	5.50	8.10	8.20			13.650	2 Tristian Perez-Rivera	135	5.70	8.80	8.70				14.450
	3 Ryan Sheppard	156	5.70	8.40	8.20			14.000	3 Stacey Ervin	127	5.70	9.10	9.20			0.2	15.050
	4 Brian Knott	147	6.00	8.80	9.00			14.900	4 Nick Hunter	130	6.20	7.40	7.30				13.550
	5 Akash Modi	151	6.40	8.90	8.90			15.300	5 Adrian De Los Angeles	125	6.10	8.30	8.30				14.400
	6 Jordan DeClerk	145	5.50	8.90	9.00			14.450	6 Dmitri Belanovski	124	5.60	8.20	8.20				13.800

P. Bar Score: 72.650 Running Score: 360.750 P. Bar Score: 71.550 Running Score: 361.000

HORIZONTAL BARS	1 Sean Senters	155	5.60	8.80	8.80		0.2	14.600	1 Marty Strech	139	5.40	9.00	9.00				14.400
	2 Ryan Sheppard	156	5.40	8.30	8.30		0.2	13.900	2 Michael Strathern	138	5.30	9.10	9.00				14.350
	3 Robert Neff	152	5.40	7.30	7.10			12.600	3 Tristian Perez-Rivera	135	5.00	8.00	8.00				13.000
	4 Akash Modi	151	6.20	8.70	8.50			14.800	4 Stacey Ervin	127	5.30	9.30	9.20			0.2	14.750
	5 Brian Knott	147	5.60	9.20	9.10		0.2	14.950	5 Nick Hunter	130	5.90	8.60	8.70				14.550
	6 Drew Burton	143	5.00	8.50	8.40		0.2	13.650	6 Dmitri Belanovski	124	5.80	8.90	8.80			0.2	14.850

H. Bar Score: 71.900 Running Score: 432.650 H. Bar Score: 72.900 Running Score: 433.900

Final Team Score: 432.650

Final Team Score: 433.900

All-Arounders

All-Arounders

FX	Modi	Neff	Sheppard					Belanovski									
PH	15.200	14.450	13.700					14.600									
SR	14.800	13.850	13.850					13.700									
VT	14.850	13.850	14.000					13.800									
PB	14.900	14.700	14.500					14.300									
HB	15.300	13.650	14.000					13.800									
AA	14.800	12.600	13.900					14.850									
	89.850	83.100	83.950					85.050									

Judge's Signatures * FX [Signature] * PH [Signature] * SR [Signature] * VT [Signature] * PB [Signature] * HB [Signature]

* Head Judge FX [Signature] PH [Signature] SR [Signature] VT [Signature] PB [Signature] HB [Signature]







Coach's Signature [Signature] Coach's Signature [Signature]

Stanford

Team Results

Feb 7, 2015

Page: 1
 Printed: 2/7/2015 9:23:10 PM
Men / E / 16-18 yrs
Session: 1

Rank	Gym	Team	Score						
1	Michigan	X	544.600	103.400 1	83.350 2	84.300 2	102.550 1	85.100 2	85.900 1
2	Stanford	X	526.800	84.750 2	97.300 1	86.400 1	87.550 2	86.300 1	84.500 2

Stanford

Event Results - H Bar

Feb 7, 2015

Page: 1
 Printed: 2/7/2015 9:23:04 PM
 Men / E / 16-18 yrs
 Session: 1



Rank	Num	Name	Gym	Diff	Exec	ND	Score	Out
1	147	Brian Knott	Stanford	5.600	9.150	0.2	14.950	0.000
2	124	Dmitri Belanovski	Michigan	5.800	8.850	0.2	14.850	0.100
3	151	Akash Modi	Stanford	6.200	8.600	..	14.800	0.150
4	127	Stacey Ervin	Michigan	5.300	9.250	0.2	14.750	0.200
5	155	Sean Senters	Stanford	5.600	8.800	0.2	14.600	0.350
6	130	Nick Hunter	Michigan	5.900	8.650	..	14.550	0.400
7	139	Marty Strech	Michigan	5.400	9.000	..	14.400	0.550
8	138	Michael Strathern	Michigan	5.300	9.050	..	14.350	0.600
9	156	Ryan Sheppard	Stanford	5.400	8.300	0.2	13.900	1.050
10	143	Drew Burton	Stanford	5.000	8.450	0.2	13.650	1.300
11	135	Tristian Perez-Rivera	Michigan	5.000	8.000	..	13.000	1.950
12	152	Robert Neff	Stanford	5.400	7.200	..	12.600	2.350
13*	145	Jordan DeClerk	Stanford	14.950
13*	146	Gabe Flores	Stanford	14.950
13*	148	Mike Levy	Stanford	14.950
13*	141	Brennen Thomas	Michigan	14.950
13*	142	Brandon Beckhardt	Stanford	14.950
13*	144	Jon Deaton	Stanford	14.950
13*	154	Taylor Seaton	Stanford	14.950
13*	157	Drew Willoughby	Stanford	14.950
13*	158	Dennis Zaremski	Stanford	14.950
13*	149	Andrew McCabe	Stanford	14.950
13*	150	Andrew Misiolek	Stanford	14.950
13*	153	Wilson Patton	Stanford	14.950
13*	140	Reid Swanger	Michigan	14.950
13*	126	Adam Dean	Michigan	14.950
13*	128	Taylor Harrower	Michigan	14.950
13*	129	Hub Humphrey	Michigan	14.950
13*	122	Mark Panhorst	Michigan	14.950
13*	123	Mike Begin	Michigan	14.950
13*	125	Adrian De Los Angeles	Michigan	14.950
13*	134	Nolan Novak	Michigan	14.950
13*	136	Paul Rizkalla Jr.	Michigan	14.950
13*	137	Anthony Stefanelli	Michigan	14.950
13*	131	Dylan James	Michigan	14.950
13*	132	Alec Krystec	Michigan	14.950
13*	133	Colin Mahar	Michigan	14.950



Rank	Num	Name	Gym	Diff	Exec	ND	Score	Out
1	151	Akash Modi	Stanford	6.400	8.900	._.	15.300	0.000
2	127	Stacey Ervin	Michigan	5.700	9.150	0.2	15.050	0.250
3	147	Brian Knott	Stanford	6.000	8.900	._.	14.900	0.400
4T	145	Jordan DeClerk	Stanford	5.500	8.950	._.	14.450	0.850
4T	135	Tristian Perez-Rivera	Michigan	5.700	8.750	._.	14.450	0.850
6	125	Adrian De Los Angeles	Michigan	6.100	8.300	._.	14.400	0.900
7T	158	Dennis Zaremski	Stanford	5.400	8.600	._.	14.000	1.300
7T	156	Ryan Sheppard	Stanford	5.700	8.300	._.	14.000	1.300
9	122	Mark Panhorst	Michigan	5.400	8.450	._.	13.850	1.450
10	124	Dmitri Belanovski	Michigan	5.600	8.200	._.	13.800	1.500
11	152	Robert Neff	Stanford	5.500	8.150	._.	13.650	1.650
12	130	Nick Hunter	Michigan	6.200	7.350	._.	13.550	1.750
13*	144	Jon Deaton	Stanford	._.	._.	._.	._.	15.300
13*	146	Gabe Flores	Stanford	._.	._.	._.	._.	15.300
13*	148	Mike Levy	Stanford	._.	._.	._.	._.	15.300
13*	141	Brennen Thomas	Michigan	._.	._.	._.	._.	15.300
13*	142	Brandon Beckhardt	Stanford	._.	._.	._.	._.	15.300
13*	143	Drew Burton	Stanford	._.	._.	._.	._.	15.300
13*	154	Taylor Seaton	Stanford	._.	._.	._.	._.	15.300
13*	155	Sean Senters	Stanford	._.	._.	._.	._.	15.300
13*	157	Drew Willoughby	Stanford	._.	._.	._.	._.	15.300
13*	149	Andrew McCabe	Stanford	._.	._.	._.	._.	15.300
13*	150	Andrew Misiolek	Stanford	._.	._.	._.	._.	15.300
13*	153	Wilson Patton	Stanford	._.	._.	._.	._.	15.300
13*	140	Reid Swanger	Michigan	._.	._.	._.	._.	15.300
13*	129	Hub Humphrey	Michigan	._.	._.	._.	._.	15.300
13*	131	Dylan James	Michigan	._.	._.	._.	._.	15.300
13*	132	Alec Krystec	Michigan	._.	._.	._.	._.	15.300
13*	123	Mike Begin	Michigan	._.	._.	._.	._.	15.300
13*	126	Adam Dean	Michigan	._.	._.	._.	._.	15.300
13*	128	Taylor Harrower	Michigan	._.	._.	._.	._.	15.300
13*	137	Anthony Stefanelli	Michigan	._.	._.	._.	._.	15.300
13*	138	Michael Strathern	Michigan	._.	._.	._.	._.	15.300
13*	139	Marty Strech	Michigan	._.	._.	._.	._.	15.300
13*	133	Colin Mahar	Michigan	._.	._.	._.	._.	15.300
13*	134	Nolan Novak	Michigan	._.	._.	._.	._.	15.300
13*	136	Paul Rizkalla Jr.	Michigan	._.	._.	._.	._.	15.300

Stanford

Event Results - Floor

Feb 7, 2015



Rank	Num	Name	Gym	Diff	Exec	ND	Score	Out
1	127	Stacey Ervin	Michigan	6.700	9.100	..	15.800	0.000
2	151	Akash Modi	Stanford	6.400	8.800	..	15.200	0.600
3	137	Anthony Stefanelli	Michigan	6.000	8.950	..	14.950	0.850
4T	155	Sean Senters	Stanford	5.600	9.100	-0.1	14.600	1.200
4T	124	Dmitri Belanovski	Michigan	5.700	8.900	..	14.600	1.200
4T	139	Marty Strech	Michigan	5.900	8.700	..	14.600	1.200
7	135	Tristian Perez-Rivera	Michigan	6.100	8.450	..	14.550	1.250
8	129	Hub Humphrey	Michigan	5.800	8.700	..	14.500	1.300
9	152	Robert Neff	Stanford	5.900	8.550	..	14.450	1.350
10	136	Paul Rizkalla Jr.	Michigan	5.700	8.700	..	14.400	1.400
11	156	Ryan Sheppard	Stanford	5.800	7.900	..	13.700	2.100
12	148	Mike Levy	Stanford	5.800	7.800	..	13.600	2.200
13	144	Jon Deaton	Stanford	5.800	7.400	..	13.200	2.600
14*	145	Jordan DeClerk	Stanford	15.800
14*	146	Gabe Flores	Stanford	15.800
14*	147	Brian Knott	Stanford	15.800
14*	141	Brennen Thomas	Michigan	15.800
14*	142	Brandon Beckhardt	Stanford	15.800
14*	143	Drew Burton	Stanford	15.800
14*	154	Taylor Seaton	Stanford	15.800
14*	157	Drew Willoughby	Stanford	15.800
14*	158	Dennis Zaremski	Stanford	15.800
14*	149	Andrew McCabe	Stanford	15.800
14*	150	Andrew Misiolek	Stanford	15.800
14*	153	Wilson Patton	Stanford	15.800
14*	126	Adam Dean	Michigan	15.800
14*	128	Taylor Harrower	Michigan	15.800
14*	130	Nick Hunter	Michigan	15.800
14*	122	Mark Panhorst	Michigan	15.800
14*	123	Mike Begin	Michigan	15.800
14*	125	Adrian De Los Angeles	Michigan	15.800
14*	134	Nolan Novak	Michigan	15.800
14*	138	Michael Strathern	Michigan	15.800
14*	140	Reid Swanger	Michigan	15.800
14*	131	Dylan James	Michigan	15.800
14*	132	Alec Krystec	Michigan	15.800
14*	133	Colin Mahar	Michigan	15.800

Stanford

Event Results - Rings

Feb 7, 2015



Rank	Num	Name	Gym	Diff	Exec	ND	Score	Out
1	151	Akash Modi	Stanford	6.100	8.750	-.-	14.850	0.000
2T	133	Colin Mahar	Michigan	5.800	8.800	-.-	14.600	0.250
2T	148	Mike Levy	Stanford	6.000	8.400	0.2	14.600	0.250
4T	145	Jordan DeClerk	Stanford	5.400	9.150	-.-	14.550	0.300
4T	142	Brandon Beckhardt	Stanford	5.800	8.750	-.-	14.550	0.300
6	139	Marty Strech	Michigan	5.300	9.100	-.-	14.400	0.450
7	129	Hub Humphrey	Michigan	5.700	8.450	-.-	14.150	0.700
8	156	Ryan Sheppard	Stanford	5.300	8.500	0.2	14.000	0.850
9	152	Robert Neff	Stanford	5.100	8.550	0.2	13.850	1.000
10	124	Dmitri Belanovski	Michigan	5.100	8.500	0.2	13.800	1.050
11	125	Adrian De Los Angeles	Michigan	5.500	8.200	-.-	13.700	1.150
12	136	Paul Rizkalla Jr.	Michigan	6.100	7.550	-.-	13.650	1.200
13*	146	Gabe Flores	Stanford	-.-	-.-	-.-	-.-	14.850
13*	147	Brian Knott	Stanford	-.-	-.-	-.-	-.-	14.850
13*	149	Andrew McCabe	Stanford	-.-	-.-	-.-	-.-	14.850
13*	141	Brennen Thomas	Michigan	-.-	-.-	-.-	-.-	14.850
13*	143	Drew Burton	Stanford	-.-	-.-	-.-	-.-	14.850
13*	144	Jon Deaton	Stanford	-.-	-.-	-.-	-.-	14.850
13*	155	Sean Senters	Stanford	-.-	-.-	-.-	-.-	14.850
13*	157	Drew Willoughby	Stanford	-.-	-.-	-.-	-.-	14.850
13*	158	Dennis Zaremski	Stanford	-.-	-.-	-.-	-.-	14.850
13*	150	Andrew Misiolek	Stanford	-.-	-.-	-.-	-.-	14.850
13*	153	Wilson Patton	Stanford	-.-	-.-	-.-	-.-	14.850
13*	154	Taylor Seaton	Stanford	-.-	-.-	-.-	-.-	14.850
13*	140	Reid Swanger	Michigan	-.-	-.-	-.-	-.-	14.850
13*	127	Stacey Ervin	Michigan	-.-	-.-	-.-	-.-	14.850
13*	128	Taylor Harrower	Michigan	-.-	-.-	-.-	-.-	14.850
13*	130	Nick Hunter	Michigan	-.-	-.-	-.-	-.-	14.850
13*	122	Mark Panhorst	Michigan	-.-	-.-	-.-	-.-	14.850
13*	123	Mike Begin	Michigan	-.-	-.-	-.-	-.-	14.850
13*	126	Adam Dean	Michigan	-.-	-.-	-.-	-.-	14.850
13*	135	Tristian Perez-Rivera	Michigan	-.-	-.-	-.-	-.-	14.850
13*	137	Anthony Stefanelli	Michigan	-.-	-.-	-.-	-.-	14.850
13*	138	Michael Strathern	Michigan	-.-	-.-	-.-	-.-	14.850
13*	131	Dylan James	Michigan	-.-	-.-	-.-	-.-	14.850
13*	132	Alec Krystec	Michigan	-.-	-.-	-.-	-.-	14.850
13*	134	Nolan Novak	Michigan	-.-	-.-	-.-	-.-	14.850

Stanford

Event Results - Pommel

Feb 7, 2015



Rank	Num	Name	Gym	Diff	Exec	ND	Score	Out
1T	147	Brian Knott	Stanford	6.000	8.800	..-	14.800	0.000
1T	151	Akash Modi	Stanford	6.100	8.700	..-	14.800	0.000
3	134	Nolan Novak	Michigan	5.900	8.600	..-	14.500	0.300
4	130	Nick Hunter	Michigan	6.000	8.450	..-	14.450	0.350
5T	156	Ryan Sheppard	Stanford	5.200	8.650	..-	13.850	0.950
5T	152	Robert Neff	Stanford	5.500	8.350	..-	13.850	0.950
7	131	Dylan James	Michigan	5.500	8.250	..-	13.750	1.050
8	124	Dmitri Belanovski	Michigan	5.400	8.300	..-	13.700	1.100
9	157	Drew Willoughby	Stanford	5.300	8.350	..-	13.650	1.150
10	122	Mark Panhorst	Michigan	5.100	8.400	..-	13.500	1.300
11T	125	Adrian De Los Angeles	Michigan	5.800	7.650	..-	13.450	1.350
11T	155	Sean Senters	Stanford	5.800	7.650	..-	13.450	1.350
13	150	Andrew Misiolek	Stanford	5.800	7.100	..-	12.900	1.900
14*	143	Drew Burton	Stanford	—	—	..-	—	14.800
14*	144	Jon Deaton	Stanford	—	—	..-	—	14.800
14*	145	Jordan DeClerk	Stanford	—	—	..-	—	14.800
14*	140	Reid Swanger	Michigan	—	—	..-	—	14.800
14*	141	Brennen Thomas	Michigan	—	—	..-	—	14.800
14*	142	Brandon Beckhardt	Stanford	—	—	..-	—	14.800
14*	153	Wilson Patton	Stanford	—	—	..-	—	14.800
14*	154	Taylor Seaton	Stanford	—	—	..-	—	14.800
14*	158	Dennis Zaremski	Stanford	—	—	..-	—	14.800
14*	146	Gabe Flores	Stanford	—	—	..-	—	14.800
14*	148	Mike Levy	Stanford	—	—	..-	—	14.800
14*	149	Andrew McCabe	Stanford	—	—	..-	—	14.800
14*	128	Taylor Harrower	Michigan	—	—	..-	—	14.800
14*	129	Hub Humphrey	Michigan	—	—	..-	—	14.800
14*	132	Alec Krystec	Michigan	—	—	..-	—	14.800
14*	123	Mike Begin	Michigan	—	—	..-	—	14.800
14*	126	Adam Dean	Michigan	—	—	..-	—	14.800
14*	127	Stacey Ervin	Michigan	—	—	..-	—	14.800
14*	137	Anthony Stefanelli	Michigan	—	—	..-	—	14.800
14*	138	Michael Strathern	Michigan	—	—	..-	—	14.800
14*	139	Marty Strech	Michigan	—	—	..-	—	14.800
14*	133	Colin Mahar	Michigan	—	—	..-	—	14.800
14*	135	Tristian Perez-Rivera	Michigan	—	—	..-	—	14.800
14*	136	Paul Rizkalla Jr.	Michigan	—	—	..-	—	14.800

Stanford

Event Results - Vault

Feb 7, 2015

Page: 1
 Printed: 2/7/2015 9:21:57 PM
 Men / E / 16-18 yrs
 Session: 1



Rank	Num	Name	Gym	Diff	Exec	ND	Score	Out
1T	155	Sean Senters	Stanford	5.600	9.700	-0.1	15.200	0.000
1T	137	Anthony Stefanelli	Michigan	5.600	9.600	..	15.200	0.000
3	127	Stacey Ervin	Michigan	5.600	9.450	0.1	15.150	0.050
4	151	Akash Modi	Stanford	5.600	9.300	..	14.900	0.300
5	136	Paul Rizkalla Jr.	Michigan	5.600	9.250	..	14.850	0.350
6	138	Michael Strathern	Michigan	5.600	9.300	-0.1	14.800	0.400
7	152	Robert Neff	Stanford	5.200	9.500	..	14.700	0.500
8*	156	Ryan Sheppard	Stanford	5.200	9.300	..	14.500	0.700
8*	139	Marty Strech	Michigan	5.200	9.300	..	14.500	0.700
10	124	Dmitri Belanovski	Michigan	5.200	9.200	-0.1	14.300	0.900
11	148	Mike Levy	Stanford	5.200	8.950	..	14.150	1.050
12	143	Drew Burton	Stanford	5.200	8.900	..	14.100	1.100
13	135	Tristian Perez-Rivera	Michigan	5.600	8.150	..	13.750	1.450
14*	145	Jordan DeClerk	Stanford	15.200
14*	146	Gabe Flores	Stanford	15.200
14*	147	Brian Knott	Stanford	15.200
14*	141	Brennen Thomas	Michigan	15.200
14*	142	Brandon Beckhardt	Stanford	15.200
14*	144	Jon Deaton	Stanford	15.200
14*	154	Taylor Seaton	Stanford	15.200
14*	157	Drew Willoughby	Stanford	15.200
14*	158	Dennis Zaremski	Stanford	15.200
14*	149	Andrew McCabe	Stanford	15.200
14*	150	Andrew Misiolek	Stanford	15.200
14*	153	Wilson Patton	Stanford	15.200
14*	126	Adam Dean	Michigan	15.200
14*	128	Taylor Harrower	Michigan	15.200
14*	129	Hub Humphrey	Michigan	15.200
14*	122	Mark Panhorst	Michigan	15.200
14*	123	Mike Begin	Michigan	15.200
14*	125	Adrian De Los Angeles	Michigan	15.200
14*	133	Colin Mahar	Michigan	15.200
14*	134	Nolan Novak	Michigan	15.200
14*	140	Reid Swanger	Michigan	15.200
14*	130	Nick Hunter	Michigan	15.200
14*	131	Dylan James	Michigan	15.200
14*	132	Alec Krystec	Michigan	15.200

Stanford







Meet Results

Feb 7, 2015

Page: 1
Printed: 2/7/2015 9:23:07 PM

Men / E / 16-18 yrs
Session: 1

Judge's Signatures

Rank	Num	Name	Gym							AA
1	151	Akash Modi	Stanford	Diff: 6.400 Exec: 8.800 ND: . Final: 15.200 Place: 2	6.100 8.700 . 14.800 1T	6.100 8.750 . 14.850 1	5.600 9.300 . 14.900 4	6.400 8.900 . 15.300 1	6.200 8.600 . 14.800 3	89.850 1
2	124	Dmitri Belanovski	Michigan	Diff: 5.700 Exec: 8.900 ND: . Final: 14.600 Place: 4T	5.400 8.300 . 13.700 8	5.100 8.500 0.200 13.800 10	5.200 9.200 -0.100 14.300 10	5.600 8.200 . 13.800 10	5.800 8.850 0.200 14.850 2	85.050 2
3	156	Ryan Sheppard	Stanford	Diff: 5.800 Exec: 7.900 ND: . Final: 13.700 Place: 11	5.200 8.650 . 13.850 5T	5.300 8.500 0.200 14.000 8	5.200 9.300 . 14.500 8*	5.700 8.300 . 14.000 7T	5.400 8.300 0.200 13.900 9	83.950 3
4	152	Robert Neff	Stanford	Diff: 5.900 Exec: 8.550 ND: . Final: 14.450 Place: 9	5.500 8.350 . 13.850 5T	5.100 8.550 0.200 13.850 9	5.200 9.500 . 14.700 7	5.500 8.150 . 13.650 11	5.400 7.200 . 12.600 12	83.100 4
5	127	Stacey Ervin	Michigan	Diff: 6.700 Exec: 9.100 ND: . Final: 15.800 Place: 1 14* 13*	5.600 9.450 0.100 15.150 3	5.700 9.150 0.200 15.050 2	5.300 9.250 0.200 14.750 4	60.750 5
6	139	Marty Strech	Michigan	Diff: 5.900 Exec: 8.700 ND: . Final: 14.600 Place: 4T 14*	5.300 9.100 . 14.400 6	5.200 9.300 . 14.500 8* 13*	5.400 9.000 . 14.400 7	57.900 6
7	155	Sean Senters	Stanford	Diff: 5.600 Exec: 9.100 ND: -0.100 Final: 14.600 Place: 4T	5.800 7.650 . 13.450 11T 13*	5.600 9.700 -0.100 15.200 1T 13*	5.600 8.800 0.200 14.600 5	57.850 7
8	135	Tristian Perez-Rivera	Michigan	Diff: 6.100 Exec: 8.450 ND: . Final: 14.550 Place: 7 14* 13*	5.600 8.150 . 13.750 13	5.700 8.750 . 14.450 4T	5.000 8.000 . 13.000 11	55.750 8
9	147	Brian Knott	Stanford	Diff: . Exec: . ND: . Final: . Place: 14*	6.000 8.800 . 14.800 1T 13* 14*	6.000 8.900 . 14.900 3	5.600 9.150 0.200 14.950 1	44.650 9
10	136	Paul Rizkalla Jr.	Michigan	Diff: 5.700 Exec: 8.700 ND: . Final: 14.400 Place: 10 14*	6.100 7.550 . 13.650 12	5.600 9.250 . 14.850 5 13* 13*	42.900 10







Stanford

Meet Results

Feb 7, 2015

Page: 2
Printed: 2/7/2015 9:23:07 PM

Men / E / 16-18 yrs
Session: 1







Rank	Num	Name	Gym							AA	
11	130	Nick Hunter	Michigan	Diff: . . .	6.000	6.200	5.900		
				Exec: . . .	8.450	7.350	8.650		
				ND:		
				Final: . . .	14.450	13.550	14.550	42.550	
				Place: . . .	14*	4	13*	14*	12	6	11
12	148	Mike Levy	Stanford	Diff: 5.800	. . .	6.000	5.200		
				Exec: 7.800	. . .	8.400	8.950		
				ND:	0.200		
				Final: 13.600	. . .	14.600	14.150	42.350	
				Place: . . .	12	14*	2T	11	13*	13*	12
13	125	Adrian De Los Angeles	Michigan	Diff: . . .	5.800	5.500	. . .	6.100	. . .		
				Exec: . . .	7.650	8.200	. . .	8.300	. . .		
				ND:		
				Final: . . .	13.450	13.700	. . .	14.400	. . .	41.550	
				Place: . . .	14*	11T	11	14*	6	13*	13
14	137	Anthony Stefanelli	Michigan	Diff: 6.000	5.600		
				Exec: 8.950	9.600		
				ND:		
				Final: 14.950	15.200	30.150	
				Place: . . .	3	14*	13*	1T	13*	13*	14
15	138	Michael Strathern	Michigan	Diff:	5.600	. . .	5.300		
				Exec:	9.300	. . .	9.050		
				ND:	-0.100		
				Final:	14.800	. . .	14.350	29.150	
				Place: . . .	14*	14*	13*	6	13*	8	15
16	145	Jordan DeClerk	Stanford	Diff:	5.400	. . .	5.500	. . .		
				Exec:	9.150	. . .	8.950	. . .		
				ND:		
				Final:	14.550	. . .	14.450	. . .	29.000	
				Place: . . .	14*	14*	4T	14*	4T	13*	16
17	129	Hub Humphrey	Michigan	Diff: 5.800	. . .	5.700		
				Exec: 8.700	. . .	8.450		
				ND:		
				Final: 14.500	. . .	14.150	28.650	
				Place: . . .	8	14*	7	14*	13*	13*	17
18	143	Drew Burton	Stanford	Diff:	5.200	. . .	5.000		
				Exec:	8.900	. . .	8.450		
				ND:	0.200		
				Final:	14.100	. . .	13.650	27.750	
				Place: . . .	14*	14*	13*	12	13*	10	18
19	122	Mark Panhorst	Michigan	Diff: . . .	5.100	5.400	. . .		
				Exec: . . .	8.400	8.450	. . .		
				ND:		
				Final: . . .	13.500	13.850	. . .	27.350	
				Place: . . .	14*	10	13*	14*	9	13*	19
20	133	Colin Mahar	Michigan	Diff:	5.800		
				Exec:	8.800		
				ND:		
				Final:	14.600	14.600	
				Place: . . .	14*	14*	2T	14*	13*	13*	20

Stanford

Meet Results

Feb 7, 2015







Page: 3
 Printed: 2/7/2015 9:23:07 PM
 Men / E / 16-18 yrs
 Session: 1

Rank	Num	Name	Gym							AA	
21	142	Brandon Beckhardt	Stanford	Diff: . . .	Exec: . . .	ND: . . .	5.800	14.550
				Final: . . .	Final: . . .	Final: . . .	8.750	21
				Place: 14*	Place: 14*	Place: 4T		Place: 14*	Place: 13*	Place: 13*	
22	134	Nolan Novak	Michigan	Diff: . . .	Exec: . . .	ND: . . .	5.900	14.500
				Final: . . .	Final: . . .	Final: . . .	8.600	22
				Place: 14*	Place: 3	Place: 13*		Place: 14*	Place: 13*	Place: 13*	
23	158	Dennis Zaremski	Stanford	Diff: . . .	Exec: . . .	ND:	5.400	. . .	14.000
				Final: . . .	Final: . . .	Final:	8.600	. . .	23
				Place: 14*	Place: 14*	Place: 13*		Place: 14*	Place: 7T	Place: 13*	
24	131	Dylan James	Michigan	Diff: . . .	Exec: . . .	ND: . . .	5.500	13.750
				Final: . . .	Final: . . .	Final: . . .	8.250	24
				Place: 14*	Place: 7	Place: 13*		Place: 14*	Place: 13*	Place: 13*	
25	157	Drew Willoughby	Stanford	Diff: . . .	Exec: . . .	ND: . . .	5.300	13.650
				Final: . . .	Final: . . .	Final: . . .	8.350	25
				Place: 14*	Place: 9	Place: 13*		Place: 14*	Place: 13*	Place: 13*	
26	144	Jon Deaton	Stanford	Diff: 5.800	Exec: 7.400	ND:	13.200
				Final: 13.200	Final: . . .	Final:	26
				Place: 13	Place: 14*	Place: 13*		Place: 14*	Place: 13*	Place: 13*	
27	150	Andrew Misiolek	Stanford	Diff: . . .	Exec: . . .	ND: . . .	5.800	12.900
				Final: . . .	Final: . . .	Final: . . .	7.100	27
				Place: 14*	Place: 13	Place: 13*		Place: 14*	Place: 13*	Place: 13*	
28*	146	Gabe Flores	Stanford	Diff: . . .	Exec: . . .	ND:	0.000
				Final: . . .	Final: . . .	Final:	28*
				Place: 14*	Place: 14*	Place: 13*		Place: 14*	Place: 13*	Place: 13*	
28*	141	Brennen Thomas	Michigan	Diff: . . .	Exec: . . .	ND:	0.000
				Final: . . .	Final: . . .	Final:	28*
				Place: 14*	Place: 14*	Place: 13*		Place: 14*	Place: 13*	Place: 13*	
28*	149	Andrew McCabe	Stanford	Diff: . . .	Exec: . . .	ND:	0.000
				Final: . . .	Final: . . .	Final:	28*
				Place: 14*	Place: 14*	Place: 13*		Place: 14*	Place: 13*	Place: 13*	

Stanford Meet Results

Feb 7, 2015

Men / E / 16-18 yrs
Session: 1

Rank	Num	Name	Gym							AA
28*	154	Taylor Seaton	Stanford	Diff: —. —.	Diff: —. —.	Diff: —. —.	Diff: —. —.	Diff: —. —.	Diff: —. —.	
				Exec: —. —.	Exec: —. —.	Exec: —. —.	Exec: —. —.	Exec: —. —.	Exec: —. —.	
				ND: —. —.	ND: —. —.	ND: —. —.	ND: —. —.	ND: —. —.	ND: —. —.	
				Final: —. —.	Final: —. —.	Final: —. —.	Final: —. —.	Final: —. —.	Final: —. —.	0.000
				Place: 14*	Place: 14*	Place: 13*	Place: 14*	Place: 13*	Place: 13*	28*
28*	153	Wilson Patton	Stanford	Diff: —. —.	Diff: —. —.	Diff: —. —.	Diff: —. —.	Diff: —. —.	Diff: —. —.	
				Exec: —. —.	Exec: —. —.	Exec: —. —.	Exec: —. —.	Exec: —. —.	Exec: —. —.	
				ND: —. —.	ND: —. —.	ND: —. —.	ND: —. —.	ND: —. —.	ND: —. —.	
				Final: —. —.	Final: —. —.	Final: —. —.	Final: —. —.	Final: —. —.	Final: —. —.	0.000
				Place: 14*	Place: 14*	Place: 13*	Place: 14*	Place: 13*	Place: 13*	28*
28*	126	Adam Dean	Michigan	Diff: —. —.	Diff: —. —.	Diff: —. —.	Diff: —. —.	Diff: —. —.	Diff: —. —.	
				Exec: —. —.	Exec: —. —.	Exec: —. —.	Exec: —. —.	Exec: —. —.	Exec: —. —.	
				ND: —. —.	ND: —. —.	ND: —. —.	ND: —. —.	ND: —. —.	ND: —. —.	
				Final: —. —.	Final: —. —.	Final: —. —.	Final: —. —.	Final: —. —.	Final: —. —.	0.000
				Place: 14*	Place: 14*	Place: 13*	Place: 14*	Place: 13*	Place: 13*	28*
28*	123	Mike Begin	Michigan	Diff: —. —.	Diff: —. —.	Diff: —. —.	Diff: —. —.	Diff: —. —.	Diff: —. —.	
				Exec: —. —.	Exec: —. —.	Exec: —. —.	Exec: —. —.	Exec: —. —.	Exec: —. —.	
				ND: —. —.	ND: —. —.	ND: —. —.	ND: —. —.	ND: —. —.	ND: —. —.	
				Final: —. —.	Final: —. —.	Final: —. —.	Final: —. —.	Final: —. —.	Final: —. —.	0.000
				Place: 14*	Place: 14*	Place: 13*	Place: 14*	Place: 13*	Place: 13*	28*
28*	128	Taylor Harrower	Michigan	Diff: —. —.	Diff: —. —.	Diff: —. —.	Diff: —. —.	Diff: —. —.	Diff: —. —.	
				Exec: —. —.	Exec: —. —.	Exec: —. —.	Exec: —. —.	Exec: —. —.	Exec: —. —.	
				ND: —. —.	ND: —. —.	ND: —. —.	ND: —. —.	ND: —. —.	ND: —. —.	
				Final: —. —.	Final: —. —.	Final: —. —.	Final: —. —.	Final: —. —.	Final: —. —.	0.000
				Place: 14*	Place: 14*	Place: 13*	Place: 14*	Place: 13*	Place: 13*	28*
28*	140	Reid Swanger	Michigan	Diff: —. —.	Diff: —. —.	Diff: —. —.	Diff: —. —.	Diff: —. —.	Diff: —. —.	
				Exec: —. —.	Exec: —. —.	Exec: —. —.	Exec: —. —.	Exec: —. —.	Exec: —. —.	
				ND: —. —.	ND: —. —.	ND: —. —.	ND: —. —.	ND: —. —.	ND: —. —.	
				Final: —. —.	Final: —. —.	Final: —. —.	Final: —. —.	Final: —. —.	Final: —. —.	0.000
				Place: 14*	Place: 14*	Place: 13*	Place: 14*	Place: 13*	Place: 13*	28*
28*	132	Alec Krystec	Michigan	Diff: —. —.	Diff: —. —.	Diff: —. —.	Diff: —. —.	Diff: —. —.	Diff: —. —.	
				Exec: —. —.	Exec: —. —.	Exec: —. —.	Exec: —. —.	Exec: —. —.	Exec: —. —.	
				ND: —. —.	ND: —. —.	ND: —. —.	ND: —. —.	ND: —. —.	ND: —. —.	
				Final: —. —.	Final: —. —.	Final: —. —.	Final: —. —.	Final: —. —.	Final: —. —.	0.000
				Place: 14*	Place: 14*	Place: 13*	Place: 14*	Place: 13*	Place: 13*	28*