



# UTAH FOOTBALL

#GoUtes  
@Utah\_Football  
@UtahFootball  
/UtahFootball

## 2022 UTAH FOOTBALL GAME NOTES // GAME 10 vs. STANFORD

### #14 UTAH UTES | 7-2, 5-1 Pac-12

**Head Coach:** Kyle Whittingham (18th Year)  
**Career Record:** 151-72 | **at Utah:** 151-72



vs.



### STANFORD | 3-6, 1-6 Pac-12

**Head Coach:** David Shaw (12th Year)  
**Career Record:** 96-51 | **at STAN:** 96-51

#### vs. Stanford

**8 p.m. MT | Nov. 12, 2022 | Salt Lake City, Utah**

**TV:** ESPN (Dave Pasch, Dusty Dvoracek, Tom Luginbill)

**Radio:** ESPN 700 (Bill Riley, Scott Mitchell, Stevenson Sylvester)

**Sirius XM:** 85 Sirius XM, 85 App

**Live Stats:** UtahUtes.com

#### #14 UTAH SCHEDULE (7-2, 5-1 Pac-12)

9/3	at Florida	L	29-26
9/10	Southern Utah	W	73-7
9/17	San Diego State	W	35-7
9/24	at Arizona State*	W	34-13
10/1	Oregon State*	W	42-16
10/8	at #18 UCLA*	L	42-32
10/15	#7 USC*	W	43-42
10/27	at Washington State*	W	21-17
11/5	Arizona*	W	45-20
11/12	Stanford*	8 p.m.	ESPN
11/19	at Oregon*	TBD	TBD
11/26	at Colorado*	TBD	TBD
12/2	Pac-12 Championship	6 p.m.	FOX

All Times MT | \*Pac-12 Regular Season

#### STANFORD SCHEDULE (3-6, 1-6 Pac-12)

9/3	Colgate	W	41-10
9/10	#10 USC*	L	41-28
9/24	at #18 Washington*	L	40-22
10/1	at #13 Oregon*	L	45-27
10/8	Oregon State*	L	28-27
10/15	at Notre Dame	W	16-14
10/22	Arizona State*	W	15-14
10/29	at #12 UCLA*	L	38-13
11/5	Washington State*	L	52-14
11/12	at Utah*	8 p.m.	ESPN
11/19	at California*	TBD	TBD
11/26	BYU	TBD	TBD

All Times MT | \*Pac-12 Regular Season

#### SERIES CAPSULE

Series History	Utah leads 6-4
In Salt Lake City	Stanford leads 3-1
In Palo Alto	Utah leads 5-0
Neutral	Stanford leads 1-0
First Meeting (1902)	Stanford 35, Utah 11
Last Meeting (2021)	Utah 52, Stanford 7
Last Utah Win (2021)	Utah 52, Stanford 7
Last Stanford Win (2017)	Stanford 23, Utah 20

#### THE GAME

The No. 14 University of Utah Football team is set to host the Stanford Cardinal on Saturday, Nov. 12 for its final home game of the 2022 season. The game, which is set for an 8 p.m. MT kick on ESPN, is Utah's annual Senior Night.

#### FOLLOW ALONG

Fans can get behind the scenes views and live updates during all games this season on social media by following the Utes on Twitter (@Utah\_Football | @UtahAthletics) and Instagram (@UtahFootball | @UtahAthletics), and by visiting www.UtahUtes.com. Fans can also search #GOUTES and #UBOYZ on social media for conversations about Utah Football.

#### HOME SWEET HOME

Utah is 111-36 (.755) in Rice-Eccles Stadium (1998-present) and is 83-25 in RES during the Kyle Whittingham era. The Utes have four undefeated home seasons under Whittingham (2008, 6-0; 2009, 6-0; 2019, 7-0; 2021, 6-0). Utah has also won 24 of its last 25 home games, including a streak of 13 in a row (Dec. 5, 2020-present), which is the second-longest streak in the Whittingham era. The longest streak since 2005 was 21 games from Sept. 15, 2007 to Oct. 23, 2010.

#### BY THE NUMBERS

- Utah is only allowing 16.6 first downs per game while producing 25.7.
- Utah is bowl eligible for the 14th time in the Whittingham era.
- Through nine games, Utah ranks 12th nationally in scoring offense (39.0 ppg).
- Utah's defense has gained 19 turnovers this season, ranking 13th in the FBS.
- Utah is currently controlling the ball for 33:40 per game, ranking ninth in the country.

#### NEED TO KNOWS

- Utah is currently 58-43 (.574) all-time in Pac-12 games since joining the league in 2011.
- Through nine games, Utah is leading the Pac-12 in fourth down conversion percentage defense (.294), first downs defense (150), punt return defense (0.60), time of possession (33:40), total defense (344.7) and turnovers gained (19).
- Utah is the only team in the Pac-12 to rank in the top-35 nationally in both total defense and total offense.
- Utah has scored 40+ points in three of the last five games and has reached the 30-point mark in seven total.
- Utah has produced 232 total first downs, which ranks ninth in the FBS and third in the Pac-12.
- Utah has eight consecutive years of winning seasons, dating back to 2014. The Utes have finished with a winning season in 15 of Whittingham's 17 years as head coach.
- Utah was picked to finish first in the Pac-12 in the preseason poll, receiving 26 first-place votes.
- The Utes have won the Pac-12 South Title four times (2021, 2019, 2018, shared title in 2015), including three in the last four seasons, winning the championship game in 2021.
- Utah has sold out Rice-Eccles Stadium in 75 consecutive games, dating back to the 2010 season opener. Utah increased its capacity to 51,444 with the Ken Garff Red Zone in 2021.

#### PAC-12 STANDINGS

Team	Pac-12	Overall
Oregon	6-0	8-1
USC	6-1	8-1
UCLA	5-1	8-1
Utah	5-1	7-2
Washington	4-2	7-2
Oregon State	3-3	6-3
Washington State	2-4	5-4
Arizona State	2-4	3-6
Arizona	1-5	3-6
California	1-5	3-6
Colorado	1-5	1-8
Stanford	1-6	3-6



#### ALL-TIME SERIES vs. STANFORD

1902	L, 35-11	H
1924	L, 30-0	N
1989	W, 27-24	A
1995	L, 27-20	H
1996	W, 17-10	A
2013	W, 27-21	H
2014	W, 20-17 (20T)	A
2017	L, 23-20	H
2018	W, 40-21	A
2021	W, 52-7	A

#### TALE OF THE TAPE

UTAH	STAT	STAN
39.0	Points Per Game	22.6
21.4	Points Allowed Per Game	31.3
202.4	Rush Yards Per Game	120.4
254.2	Pass Yards Per Game	256.3
456.7	Total Offense Per Game	376.8
344.7	Total Defense Per Game	427.9

MEDIA AVAILABILITY (NOV. 7-NOV. 12)

MONDAY	TUESDAY	WEDNESDAY	THURSDAY	FRIDAY	SATURDAY
11 a.m.: Kyle Whittingham Press Conference  Post-Practice: Offensive Players, Andy Ludwig	Post-Practice: Defensive Players, Morgan Scalley	No Availability	No Availability	No Availability	<b>GAME DAY!</b> vs. <b>STANFORD</b> TV: ESPN TIME: 8 p.m. MT

QUICK FACTS

Location	Salt Lake City, Utah
Founded	1850
Enrollment	34,462
President	Taylor R. Randall
Director of Athletics	Mark Harlan
Conference	Pac-12
Nickname	Utes
Mascot	Swoop
Colors	Red & White
Stadium	Rice-Eccles Stadium (51,144)
Website	UtahUtes.com

TEAM INFORMATION

2022 Record	7-2
2022 Pac-12 Record	5-1
Offense	Spread
Defense	4-2
2021 Lettermen Returning	60
2021 Lettermen Lost	27
Total 2021 Starters returning	17 (8 O, 6 D, 3 Spec.)
Total 2021 Starters lost	8 (3 O, 5 D, 0 Spec.)

HISTORY

First Year of Football	1892
All-Time Record	708-475-31 (.596)
Home	429-193-16 (.685)
Rice-Eccles Stadium (1998-present)	111-36 (.755)
Road	255-260-12 (.495)
Neutral	24-22-3 (.505)
Conference	438-255-19 (.629)
Pac-12 Conference	58-43 (.574)
Bowl Games	17-7 (.708)
Homecoming	63-34 (.649)
Conference Championships	27
Pac-12 South Titles	4 (2021, 2019, 2018, 2015)

COACHING STAFF POSITION (Game Day Location)

Kyle Whittingham	Head Coach (Field)
Morgan Scalley	Defensive Coordinator/Safeties (Field)
Andy Ludwig	Offensive Coordinator/Quarterbacks (Booth)
Jim Harding	Assistant Head Coach/Offensive Line (Field)
Sharrieff Shah	Cornerbacks/ST Coordinator (Field)
Chad Bumphis	Wide Receivers (Field)
Freddie Whittingham	Tight Ends/Recruiting Coordinator (Field)
Quinton Ganther	Running Backs (Field)
Lewis Powell	Defensive Ends (Field)
Luther Elliss	Defensive Tackles (Field)
Colton Swan	Linebackers (Field)

NCAA/CONFERENCE STATISTICAL RANKINGS

Category	UTAH			STANFORD		
	FBS Rank	Pac-12	Value	FBS Rank	Pac-12	Value
3rd Down Conversion %	10	4	50.9%	68	9	39.3%
3rd Down Conversion % Defense	31	2	33.3%	23	1	31.7%
4th Down Conversion %	25	3	62.5%	93	9	43.8%
4th Down Conversion % Defense	8	1	29.4%	125	12	75.0%
Fewest Penalties	21	3	44	6	1	37
Fewest Penalty Yards Per Game	23	2	43.22	11	1	37.78
First Downs Defense	19	1	150	79	5	190
First Downs Offense	9	3	232	55	8	198
Kickoff Return Defense	101	9	22.62	4	1	14.44
Kickoff Returns	120	11	16.17	47	6	21.29
Net Punting	96	9	37.15	63	4	38.65
Passing Offense	51	10	254.2	48	9	256.3
Passing Yards Allowed	43	2	212.2	41	1	212.0
Punt Return Defense	5	1	0.60	49	3	6.19
Punt Returns	41	6	9.18	110	11	4.93
Red Zone Defense	85	9	86.2%	31	5	78.1%
Red Zone Offense	78	9	82.7%	71	8	83.3%
Rushing Defense	47	7	132.4	124	10	215.9
Rushing Offense	24	3	202.4	105	9	120.4
Scoring Defense	31	2	21.4	108	10	31.3
Scoring Offense	12	4	39.0	104	11	22.6
Team Passing Efficiency	19	4	156.01	93	11	127.53
Team Passing Efficiency Defense	70	5	130.90	88	7	135.79
Team Sacks	44	4	2.44	52	6	2.33
Team Tackles For Loss	61	4	5.9	50	3	6.1
Time of Possession	9	1	33:40	60	8	30:12
Total Defense	32	1	344.7	107	10	427.9
Total Offense	25	6	456.7	82	10	376.8
Turnover Margin	7	2	1.00	130	12	-1.22
Turnovers Gained	13	1	19	119	11	8

MEDIA NOTES

- Practices are closed to media and public.
- Kyle Whittingham will hold his weekly press conference on Monday at 11 a.m. in the press room located in the Spence and Cleone Eccles Football Center.
- Interviews will be conducted after practices on Mondays (offensive coach, offensive players) and Tuesdays (defensive coach, head coach, defensive players) for regular weeks with Saturday games.
- Media may not directly contact student-athletes, their families, coaches, staff, administration or other associated Athletics personnel, including team physicians, directly. Please work with the Athletics Communications staff for all Utah Athletics-related media inquiries.

COLLEGEPRESSBOX.COM

CollegePressBox.com is the official media website for Division I football. Access and download weekly game notes, quotes, statistics, media guides, headshots, logos and more for each conference and its member schools.

UTAH ATHLETICS COMMUNICATIONS CONTACTS

Jordie Lindley (Assistant AD, Primary Football) • (C) 801-647-8174 • Email: jlindley@huntsman.utah.edu  
 Ryan Gallant (Associate Dir.) • (C) 801-554-8545 • Email: rgallant@huntsman.utah.edu  
 Travis Rae (Assistant Dir.) • (C) 801-541-7790 • Email: trae@huntsman.utah.edu



**HEAD COACH KYLE WHITTINGHAM**

**Record at Utah:** 151-72 (18th year)  
**Career Record:** Same  
**Bowl Win %:** 73% (11-4)  
 2008 National Coach of the Year, 2019 AFCA Region Coach of the Year,  
 2019/2021 Pac-12 Coach of the Year, 2019 Dodd Trophy Award Winner  
**Overall Year at Utah:** 29th (1994-2004, Asst; 2005-present HC)  
**Total Wins at Utah (Asst. & HC):** 236 (most in school history)  
**Alma Mater:** BYU (1984, bachelor's; 1987 master's)



Kyle Whittingham, the longest-tenured coach in the Pac-12 Conference and the second-longest tenured head coach at the same school in the NCAA FBS, is in his 18th season at the helm at Utah in 2022, where he boasts a 151-72 record as the all-time wins leader.

- Including 11 seasons as a Ute assistant coach, he has contributed to more victories (236) than any coach in program history.
- He has coached in 349 games at Utah and 223 as the head coach.
- His 151 career wins, which passed Ike Armstrong (141-55-15 in 211 games from 1925-49) for the all-time wins number, ranks third among active FBS coaches at the same school and in the top-15 among active FBS coaches overall (most in the Pac-12).
- Utah has finished with a winning record in 15 of his 17 years as head coach, including in eight straight.
- Whittingham has led the Utes to at least a share of the Pac-12 South title in three of the last four seasons (2021, 2019, 2018) and four times overall since joining the league (won a share in 2015).
- He has won three National Coach of the Year recognitions – two in 2008 and one in 2019. He was the AFCA Coach of the Year and Bear Bryant Award winner in 2008, and the Dodd Trophy Coach of the Year in 2019.
- In 2019 he also won AFCA Regional Coach of the Year and was a finalist for the AFCA Coach of the Year and Bear Bryant Award.
- He has also won Pac-12 Coach of the Year twice in the last four seasons (2019, 2021).
- In 2021, Whittingham was a finalist for the Bear Bryant Award and the Eddie Robinson Coach of the Year award.
- The Utes appeared in every weekly CFP top-25 for the first three years of the system (2014-16) and have tied for the seventh-most appearances of any school with 36 total.
- Utah has finished in the CFP top-25 in six seasons: No. 22 in 2014 and 2015, No. 19 in 2016, No. 17 in 2018, No. 11 in 2019 and No. 11 in 2021.
- The Utes have also made the final AP top-25 six times and the final Coaches' poll seven times under Whittingham.
- Whittingham's teams have also performed well against AP top-25 teams, recording 20 wins against ranked opponents, including top-10 victories over No. 4 Alabama (2009), No. 5 Stanford (2013), No. 8 UCLA (2014), No. 4 Oregon in the regular season in 2021, again when the Ducks were ranked No. 10 in the Pac-12 Championship game, and vs. No. 7 USC (2022).
- Whittingham also has a winning record against the ACC (7-1), Big Ten (4-2) and the Big 12 (5-4).

**WHITTINGHAM'S YEAR-BY-YEAR RECORD**

Year	School	Overall	P12	Bowl	Year	School	Overall	P12	Bowl
2004*	Utah	1-0	--	Fiesta/W	2014	Utah	9-4	5-4	Las Vegas/W
2005	Utah	7-5	--	Emerald/W	2015	Utah	10-3	6-3	Las Vegas/W
2006	Utah	8-5	--	Armed Forces/W	2016	Utah	9-4	5-4	Foster Farms/W
2007	Utah	9-4	--	Poinsettia/W	2017	Utah	7-6	3-6	Heart of Dallas/W
2008	Utah	13-0	--	Sugar/W	2018	Utah	9-5	6-3	Holiday/L
2009	Utah	10-3	--	Poinsettia/W	2019	Utah	11-3	8-1	Alamo/L
2010	Utah	10-3	--	Las Vegas/L	2020	Utah	3-2	3-2	--
2011	Utah	8-5	4-5	Sun/W	2021	Utah	10-4	8-1	Rose Bowl/L
2012	Utah	5-7	3-6	--	2022	Utah	7-2	5-1	--
2013	Utah	5-7	2-7	--	<i>*Co-Head Coach in the 2005 Fiesta Bowl</i>				

**WHITTINGHAM'S RECORD vs. OPPONENTS**

Air Force.....	5-1	Idaho State .....	2-0	Northern Illinois.....	2-0	TCU .....	3-3
Alabama.....	1-0	Indiana .....	1-0	Northwestern .....	0-1	Tulsa .....	1-0
Arizona.....	8-4	Iowa State.....	1-0	Notre Dame.....	0-1	UCLA.....	8-5
Arizona State.....	5-6	Louisville.....	2-0	Ohio State.....	0-1	UNLV.....	5-1
Boise State .....	0-2	Michigan .....	3-0	Oregon.....	4-6	USC .....	5-7
BYU.....	11-4	Montana State .....	1-0	Oregon State.....	8-4	Utah State.....	7-1
California.....	4-2	Navy.....	1-0	Pittsburgh.....	3-0	Washington .....	2-7
Colorado.....	9-2	New Mexico .....	4-2	San Diego State.....	6-2	Washington State .....	6-4
Colorado State.....	6-1	North Carolina.....	0-1	San Jose State .....	4-0	Weber State .....	4-0
Florida .....	0-1	North Dakota .....	1-0	Southern Utah.....	2-0	West Virginia .....	1-0
Fresno State .....	2-0	Northern Arizona.....	1-0	Stanford.....	4-1	Wyoming.....	5-1
Georgia Tech.....	2-0	Northern Colorado.....	1-0	Texas.....	0-1	<b>Totals.....</b>	<b>151-72</b>

DEPTH CHART

OFFENSE			DEFENSE			SPECIAL TEAMS		
<b>LEFT TACKLE</b>	GP	GS	<b>LEFT END</b>	GP	GS	<b>KICKER</b>	GP	GS
71 Braeden Daniels (6-4, 297, Jr.)	44	38	83 Jonah Elliss (6-2, 241, So.) <b>OR</b>	23	7	97 Jadon Redding (5-11, 194, Jr.)	39	0
76 Zereoue Williams (6-8, 302, R-Fr.)	11	0	47 Miki Suguturaga (6-4, 264, So.)	20	7	67 Jordan Noyes (5-10, 196, So.)	26	0
<b>LEFT GUARD</b>	GP	GS	<b>LEFT TACKLE</b>	GP	GS	<b>PUNTER</b>	GP	GS
51 Keaton Bills (6-4, 314, So.)	28	20	58 Junior Tafuna (6-3, 300, So.)	22	20	34 Jack Bouwmeester (6-2, 194, Jr.)	9	0
73 Tanoa Togiai (6-6, 318, R-Fr.)	8	0	77 Simote Pepa (6-3, 345, R-Fr.)	13	0	61 Michael Williams (6-0, 193, Jr.)	23	0
<b>CENTER</b>	GP	GS	<b>RIGHT TACKLE</b>	GP	GS	<b>KICKOFFS</b>	GP	GS
54 Paul Maile (6-2, 304, Jr.)	25	12	95 Aiki Vimahi (6-4, 307, So.)	19	9	97 Jadon Redding (5-11, 194, Jr.)	39	0
53 Johnny Maea (6-4, 312, Jr.)	22	2	90 Devin Kaufusi (6-7, 283, Sr.)*	52	4	67 Jordan Noyes (5-10, 196, So.)	26	0
<b>RIGHT GUARD</b>	GP	GS	<b>RIGHT END</b>	GP	GS	<b>HOLDER</b>	GP	GS
52 Michael Mokofisi (6-4, 321, R-Fr.)	12	8	81 Connor O'Toole (6-4, 242, So.)	23	1	61 Michael Williams (6-0, 193, Jr.)	23	0
68 Jaren Kump (6-5, 309, So.)	18	11	91 Gabe Reid (6-0, 247, Sr.)*	50	24	34 Jack Bouwmeester (6-2, 194, Jr.)	9	0
<b>RIGHT TACKLE</b>	GP	GS	<b>ROVER LINEBACKER</b>	GP	GS	<b>SNAPPER</b>	GP	GS
78 Sataoa Laumea (6-4, 308, So.)	28	27	21 Karene Reid (6-0, 227, So.)	19	15	57 JT Greep (6-0, 225, So.)	18	0
59 Falcon Kaumatule (6-8, 301, So.)	20	0	6 Justin Medlock (6-0, 220, Fr.)	4	0	65 Logan Castor (6-4, 223, Fr.)	0	0
<b>Y - TIGHT END</b>	GP	GS	<b>MAC LINEBACKER</b>	GP	GS	<b>KICKOFF RETURNER</b>	GP	GS
86 Dalton Kincaid (6-4, 240, Sr.)*	51	22	3 Mohamoud Diabate (6-4, 222, Sr.)	44	24	10 Money Parks (5-10, 170, So.)	22	2
32 Logan Kendall (6-3, 263, Jr.)*	41	18	20 Lander Barton (6-4, 230, Fr.)	9	2	25 Jaylen Dixon (5-9, 170, Sr.)	47	12
<b>U - TIGHT END</b>	GP	GS	<b>STUD LINEBACKER</b>	GP	GS	<b>PUNT RETURNER</b>	GP	GS
87 Thomas Yassmin (6-5, 251, Jr.)	37	4	20 Lander Barton (6-4, 230, Fr.)	9	2	17 Devaughn Vele (6-5, 205, So.)	32	15
4 Munir McClain (6-4, 229, R-So.)*	14	1	54 Hayden Furey (6-2, 228, Jr.)	29	4	10 Money Parks (5-10, 170, So.)	22	2
<b>QUARTERBACK</b>	GP	GS	<b>LEFT CORNERBACK</b>	GP	GS	<i>Note: GP = Career Games Played, GS = Career Games Started</i>		
7 Cameron Rising (6-2, 220, Jr.)	22	20	4 JaTravis Broughton (5-11, 191, Jr.)	30	16	<i>*Includes games played at previous school</i>		
16 Bryson Barnes (6-1, 206, So.)	9	1	23 Faybian Marks (5-10, 189, So.)	21	7			
<b>RUNNING BACK</b>	GP	GS	<b>RIGHT CORNERBACK</b>	GP	GS			
9 Tavion Thomas (6-2, 238, Jr.)*	35	7	1 Clark Phillips III (5-10, 183, So.)	28	28			
2 Micah Bernard (6-0, 202, So.)	32	9	16 Zemaiah Vaughn (6-2, 178, So.)	26	6			
1 Jaylon Glover (5-7, 207, Fr.)	6	2	<b>NICKEL BACK</b>	GP	GS			
<b>FULL BACK</b>	GP	GS	15 Malone Mataele (5-11, 184, Jr.)	33	11			
32 Logan Kendall (6-3, 263, Jr.)*	41	18	5 Caine Savage (5-11, 182, So.)	21	0			
<b>X - WIDE RECEIVER</b>	GP	GS	<b>FREE SAFETY</b>	GP	GS			
17 Devaughn Vele (6-5, 205, So.)	32	15	11 R.J. Hubert (6-0, 198, Sr.)	34	11			
10 Money Parks (5-10, 170, So.)	22	2	12 Clayton Isbell (6-2, 210, Jr.)*	37	15			
<b>Z - WIDE RECEIVER</b>	GP	GS	<b>STRONG SAFETY</b>	GP	GS			
21 Solomon Enis (6-3, 206, Sr.)	51	20	8 Cole Bishop (6-2, 206, So.)	19	14			
11 Makai Cope (6-3, 195, R-Fr.)	10	1	28 Sione Vaki (6-0, 208, Fr.)	9	1			
<b>R - WIDE RECEIVER</b>	GP	GS						
25 Jaylen Dixon (5-9, 170, Sr.)	47	13						
5 Tao Johnson (6-0, 184, Fr.)	2	0						

2022 UTAH ROSTER

NUMERICAL		No.	Name	Yr.	Pos.	Ht.	Wt.	Hometown/Previous School
0	Ethan Calvert	37	Faysal Aden	So.	RB	5-8	208	Salt Lake City, Utah/West HS
0	Chris Reed	56	Ka'eo Akana	Fr.	DE	6-2	206	Honolulu, Hawaii/Roosevelt HS
1	Jaylon Glover	36	Stone Azarcon	Sr.	S	6-0	197	Denver, Colo./Juan Diego HS
1	Clark Phillips III	16	Bryson Barnes	So.	QB	6-1	206	Milford, Utah/Milford HS
2	Micah Bernard	20	Lander Barton	Fr.	LB	6-4	230	Cottonwood Heights, Utah/Brighton HS
2	Kenzel Lawler	89	Noah Bennee	R-Fr.	WR	6-4	208	Holladay, Utah/Olympus HS
3	Mohamoud Diabate	2	Micah Bernard	So.	RB	6-0	202	Long Beach, Calif./Gahr HS
3	Ja'Quinden Jackson	51	Keaton Bills	So.	OL	6-4	314	Draper, Utah/Corner Canyon HS
4	JaTravis Broughton	8	Cole Bishop	So.	S	6-2	206	Peachtree City, Ga./Starr's Mill HS
4	Munir McClain	18	Luke Bottari	Fr.	QB	5-10	205	San Mateo, Calif./Serra HS
5	Tao Johnson	34	Jack Bouwmeester	Jr.	P	6-2	194	Bendigo, Victoria, Australia/Michigan State
5	Caine Savage	4	JaTravis Broughton	Jr.	CB	5-11	191	Tulsa, Okla./Union HS
6	Justin Medlock	19	Luca Caldarella	So.	WR	6-3	194	Cerritos, Calif./Cerritos College
6	Ricky Parks	0	Ethan Calvert	R-Fr.	LB	6-1	215	Westlake Village, Calif./Oaks Christian HS
7	Van Fillinger	14	Josh Calvert	So.	LB	6-2	225	Westlake Village, Calif./Washington
7	Cameron Rising	65	Logan Castor	Fr.	SN	6-4	223	Cottonwood Heights, Utah/Brighton HS
8	Cole Bishop	40	Joey Cheek	Fr.	K	5-10	200	San Diego, Calif./Cathedral Catholic HS
8	Brandon Rose	98	Cody Christensen	Fr.	OL	6-2	253	Draper, Utah/Corner Canyon HS
9	Elijah Davis	11	Makai Cope	R-Fr.	WR	6-3	195	Culver City, Calif./Culver City HS
9	Tavion Thomas	24	Chris Curry	Jr.	RB	5-11	220	Fort Myers, Fla./LSU
10	Money Parks	71	Braeden Daniels	Jr.	OL	6-4	297	Carrollton, Texas/Hebron HS
11	Makai Cope	9	Elijah Davis	Fr.	CB	6-0	160	Winter Haven, Fla./Auburndale Senior HS
11	R.J. Hubert	66	Hunter Deuel	Fr.	OL	6-4	307	American Fork, Utah/American Fork HS
12	Clayton Isbell	3	Mohamoud Diabate	Sr.	LB	6-4	222	Auburn, Ala./Florida
12	Sidney Mbanasor	25	Jaylen Dixon	Sr.	WR	5-9	170	Frisco, Texas/Lone Star HS
12	Tyler Wegis	83	Collin Edwards	Fr.	WR	6-0	165	Cottonwood Heights, Utah/Brighton HS
13	Nate Johnson	83	Jonah Elliss	So.	DE	6-2	241	Moscow, Idaho/Moscow Senior HS
13	Chase Kennedy	21	Solomon Enis	Sr.	WR	6-3	206	Phoenix, Ariz./North Canyon HS
14	Josh Calvert	46	Hayden Erickson	R-Fr.	TE	6-2	249	Lehi, Utah/Lehi HS
15	Tiquan Gilmore	61	Kolindu'u Faaiu	R-Fr.	OL	6-3	319	Edmonds, Wash./North Creek HS
15	Malone Mataele	7	Van Fillinger	So.	DE	6-4	256	Draper, Utah/Corner Canyon HS
16	Bryson Barnes	94	Tevita Fotu	R-Fr.	DT	6-5	275	Oakland, Calif./Herriman HS
16	Zemaiah Vaughn	54	Hayden Furey	Jr.	LB	6-2	228	Saratoga Springs, Utah/Westlake HS
17	Devaughn Vele	15	Tiquan Gilmore	Jr.	WR	5-11	180	Los Angeles, Calif./College of the Canyons
18	Luke Bottari	1	Jaylon Glover	Fr.	RB	5-7	207	Lakeland, Fla./Lake Gibson HS
19	Luca Caldarella	57	JT Greep	So.	SN	6-0	225	Glendora, Calif./Glendora HS
19	Bryson Reeves	79	Alex Harrison	So.	OL	6-4	315	Bountiful, Utah/Viewmont HS
20	Lander Barton	30	Nick Howe	R-Fr.	CB	5-10	176	Salt Lake City, Utah/Woods Cross HS
20	Jett Meine	11	R.J. Hubert	Sr.	S	6-0	198	Logandale, Nev./Moapa Valley HS
21	Solomon Enis	12	Clayton Isbell	Fr.	S	6-2	210	St. Charles, Ill./Illinois State
21	Karene Reid	3	Ja'Quinden Jackson	R-Fr.	RB	6-2	227	Dallas, Texas/Texas
23	Faybian Marks	48	Deven Johnson	R-Fr.	TE	6-4	240	Salem, Utah/Salem Hills HS
24	Chris Curry	41	Jonathan Johnson	Fr.	RB	6-1	259	Clovis, Calif./Clovis HS
24	Darrien "Bleu" Stewart	13	Nate Johnson	Fr.	QB	6-0	191	Clovis, Calif./Clovis HS
25	Jaylen Dixon	5	Tao Johnson	Fr.	WR	6-0	184	Idaho Falls, Idaho/Thunder Ridge HS
26	Charlie Vincent	90	Devin Kaufusi	Sr.	DT	6-7	283	Provo, Utah/BYU
27	Elvis Vakapuna	59	Falcon Kaumatule	So.	OL	6-8	301	Las Vegas, Nev./Bishop Gorman HS
28	Pierre Moudourou	32	Logan Kendall	Sr.	TE	6-3	263	Cheney, Wash./Idaho
28	Sione Vaki	13	Chase Kennedy	Fr.	DE	6-3	223	Dallas, Texas/ The Episcopal School of Dallas
29	Elisha Lloyd	86	Dalton Kincaid	Sr.	TE	6-4	240	Las Vegas, Nev./San Diego
30	Nick Howe	75	Tyler Knaak	Fr.	OL	6-6	305	Cottonwood Heights, Utah/Brighton HS
32	Logan Kendall	85	Masaki Kudo	R-Fr.	WR	5-10	181	Ota, Tokyo, Japan/Keio University
33	Jocelyn Malaska	80	Brant Kuithe	Sr.	TE	6-2	219	Katy, Texas/Cinco Ranch HS
34	Jack Bouwmeester	68	Jaren Kump	So.	OL	6-5	309	Riverton, Utah/Herriman HS
35	Isaac Vaha	46	Lolani Langi	R-Fr.	LB	6-2	212	South Jordan, Utah/Washington State
36	Stone Azarcon	78	Sataoa Laumea	So.	OL	6-4	308	Rialto, Calif./Eisenhower HS
37	Faysal Aden	2	Kenzel Lawler	R-Fr.	CB	5-11	190	Corona, Calif./Eleanor Roosevelt HS
38	Ben Norton	92	James LeBaron	Fr.	DE	6-2	250	Draper, Utah/Corner Canyon HS
38	Brock Nowatzke	29	Elisha Lloyd	R-Fr.	CB	5-10	176	San Marcos, Calif./Mission Hills HS
39	Jadon Pearson	70	Hunter Lotulelei	R-Fr.	OL	6-2	323	West Valley City, Utah/Highland HS
40	Joey Cheek	53	Johnny Maea	Jr.	OL	6-4	312	Salt Lake City, Utah/East HS
41	Jonathan Johnson	54	Paul Maile	Jr.	OL	6-2	304	Salt Lake City, Utah/East HS
42	Malae Tanuvasa	33	Jocelyn Malaska	Fr.	CB	6-1	180	Bethany, Okla./Bethany HS
43	Gavin Nawahine	60	Shintaro Mann	So.	OL	5-11	278	Provo, Utah/Timpview HS
44	Mason Tufaga	23	Faybian Marks	So.	CB	5-10	189	Richmond, Texas/George Ranch HS

2022 UTAH ROSTER

NUMERICAL	No.	Name	Yr.	Pos.	Ht.	Wt.	Hometown/Previous School		
46	Hayden Erickson	TE	55	Andrew Mata'afa	Jr.	LB	6-3	221	San Diego, Calif./Mt. Carmel HS
46	Lolani Langi	LB	15	Malone Mataele	Jr.	CB	5-11	184	Placentia, Calif./Santa Margarita Catholic HS
47	Miki Suguturaga	DE	12	Sidney Mbanasor	Fr.	WR	6-5	216	Pflugerville, Texas/Pflugerville HS
48	Deven Johnson	TE	4	Munir McClain	R-So.	TE	6-4	229	Atlanta, Ga./USC
50	Fua Pututau	DT	6	Justin Medlock	Fr.	LB	6-0	220	Missouri City, Texas/Manvel HS
51	Keaton Bills	OL	20	Jett Meine	Fr.	WR	6-0	214	Draper, Utah/Corner Canyon HS
52	Michael Mokofisi	OL	93	Shuhei Mitsumoto	So.	LB	5-9	218	Osaka, Japan/Waseda University
53	Johnny Maea	OL	52	Michael Mokofisi	R-Fr.	OL	6-4	321	Woods Cross, Utah/Woods Cross HS
54	Hayden Furey	LB	88	Landon Morris	Fr.	TE	6-5	231	Indianapolis, Ind./Nazareth Academy
54	Paul Maile	LB	28	Pierre Moudourou	Sr.	WR	6-1	208	Danbury, Conn./Monroe College
55	Andrew Mata'afa	LB	43	Gavin Nawahine	R-Fr.	DE	6-2	246	Meridian, Idaho/Rocky Mountain HS
56	Ka'eo Akana	DE	38	Ben Norton	R-Sr.	K	6-0	150	Fishers, Ind./Utah State
57	JT Greep	SN	38	Brock Nowatzke	Fr.	S	5-11	198	Santa Clara, Utah/Snow Canyon HS
57	Keanu Tanuvasa	DT	67	Jordan Noyes	So.	K	5-10	196	Higham, Kent/Gad's Hill School
58	Junior Tafuna	DT	96	Helaman Ofengahue	Fr.	DE	6-2	222	Lehi, Utah/Lehis HS
59	Falcon Kaumatule	OL	74	Keith Olson	Fr.	OL	6-6	306	Napavine, Wash./Napavine HS
60	Shintaro Mann	OL	81	Connor O'Toole	So.	DE	6-4	242	Albuquerque, N.M./La Cueva HS
61	Kolinu'u Faaiu	OL	10	Money Parks	So.	WR	5-10	170	Aledo, Texas/Aledo HS
61	Michael Williams	P	6	Ricky Parks	R-Fr.	RB	5-10	210	Tampa, Fla./Gaither HS
65	Logan Castor	SN	39	Jadon Pearson	So.	S	6-3	200	Gilbert, Ariz./Reedley College
66	Hunter Deuel	OL	77	Simote Pepa	R-Fr.	DT	6-3	345	South Jordan, Utah/Bingham HS
67	Jordan Noyes	K	1	Clark Phillips III	So.	CB	5-10	183	Lakewood, Calif./La Habra HS
68	Jaren Kump	OL	50	Fua Pututau	Jr.	DT	6-1	292	Salt Lake City, Utah/Cottonwood HS
70	Hunter Lotulelei	OL	84	Taniela Pututau	R-Fr.	TE	6-3	246	Salt Lake City, Utah/Cottonwood HS
71	Braeden Daniels	OL	99	Tennessee Pututau	So.	DT	6-2	287	West Valley City, Utah/East HS
73	Tanoa Togiai	OL	97	Jadon Redding	Jr.	K	5-11	194	Fredericksburg, Va./Colonial Forge HS
74	Keith Olson	OL	0	Chris Reed	Fr.	WR	6-0	192	Orlando, Fla./Wekiva HS
75	Tyler Knaak	OL	19	Bryson Reeves	So.	S	6-1	203	Montrose, Calif./St. Francis HS
76	Zereoue Williams	OL	91	Gabe Reid	Sr.	DE	6-0	247	American Fork, Utah/Stanford
77	Simote Pepa	DT	21	Karene Reid	So.	LB	6-0	227	American Fork, Utah/Timpview HS
78	Sataoa Laumea	OL	7	Cameron Rising	Jr.	QB	6-2	218	Ventura, Calif./Texas
79	Alex Harrison	OL	8	Brandon Rose	Fr.	QB	6-2	210	Temecula, Calif./Murrieta Valley HS
80	Brant Kuithe	TE	5	Caine Savage	So.	CB	5-11	182	Buena Park, Calif./Western HS
81	Connor O'Toole	DE	24	Darrien "Bleu" Stewart	R-Fr.	S	6-0	190	Las Vegas, Nev./Desert Pines HS
83	Collin Edwards	WR	47	Miki Suguturaga	So.	DE	6-4	264	Kaneohe, Hawaii/Punahou School
83	Jonah Elliss	DE	58	Junior Tafuna	So.	DT	6-3	300	Taylorsville, Utah/Bingham HS
84	Taniela Pututau	TE	57	Keanu Tanuvasa	Fr.	DT	6-3	281	Mission Viejo, Calif./Mission Viejo HS
85	Masaki Kudo	WR	42	Malae Tanuvasa	Fr.	S	6-0	181	Highland, Utah/Skyridge HS
86	Dalton Kincaid	TE	9	Tavion Thomas	Jr.	RB	6-2	238	Dayton, Ohio/Independence CC
87	Thomas Yassmin	TE	73	Tanoa Togiai	R-Fr.	OL	6-6	318	Rigby, Idaho/Rigby HS
88	Landon Morris	TE	44	Mason Tufaga	R-Fr.	LB	6-1	232	Honolulu, Hawaii/St. Louis HS
89	Noah Bennee	WR	35	Isaac Vaha	R-Fr.	TE	6-6	268	Pleasant Grove, Utah/Pleasant Grove HS
90	Devin Kaufusi	DT	27	Elvis Vakapuna	So.	RB	5-7	215	Kahuku, Hawaii/Kahuku HS
91	Gabe Reid	DE	28	Sione Vaki	Fr.	S	6-0	208	Antioch, Calif./Liberty HS
92	James LeBaron	DE	16	Zemaiah Vaughn	So.	CB	6-2	178	Beaumont, Texas/Beaumont United HS
93	Shuhei Mitsumoto	LB	17	Devaughn Vele	So.	WR	6-5	205	San Diego, Calif./Rancho Bernardo HS
94	Tevita Fotu	DT	95	Aliki Vimahi	So.	DT	6-4	307	Kahuku, Hawaii/Kahuku HS
95	Aliki Vimahi	DT	26	Charlie Vincent	So.	RB	5-10	199	Salt Lake City, Utah/East HS
96	Helaman Ofengahue	DE	12	Tyler Wegis	R-Fr.	DE	6-6	228	Ladera Ranch, Calif./San Juan Hills HS
97	Jadon Redding	K	61	Michael Williams	Jr.	P	6-0	193	Phoenix, Ariz./Arizona State
98	Cody Christensen	OL	76	Zereoue Williams	R-Fr.	OL	6-8	302	Phoenix, Ariz./Mountain Pointe HS
99	Tennessee Pututau	DT	87	Thomas Yassmin	Jr.	TE	6-5	251	Sydney, Australia/The Scots College

Faysal Aden	face-all	Ja'Quinden Jackson	juh-quin-den	Malone Mataele	mah-tah-elly	Miki Suguturaga	me-kee soo-ga-too-rahg-uh
Ka'eo Akana	kay-oh ah-kahn-uh	Tao Johnson	tay-oh	Sidney Mbanasor	em-ban-ah-sore	Junior Tafuna	me-kee soo-ga-too-rahg-uh
Noah Bennee	beh-nay	Devin Kaufusi	kuh-foo-see	Munir McClain	moo-near	Keanu Tanuvasa	key-ah-new tah-new-vah-saw
Micah Bernard	muh-ky	Falcon Kaumatule	cow-muh-tool-ay	Jett Meine	mine-ee	Malae Tanuvasa	mah-lay tah-new-vah-saw
Keaton Bills	key-ten	Tyler Knaak	kuh-knock	Michael Mokofisi	mo-ko-fee-see	Tavion Thomas	tay-vee-on
Jack Bouwmeester	bo-mee-stir	Masaki Kudo	muh-saw-key koo-do	Jordan Noyes	noise	Tanoa Togiai	tuh-no-uh toe-gee-eye
JaTravis Broughton	juh-travis braw-tun	Brant Kuithe	keeth-ee	Helaman Ofengahue	hell-ah-mun oh-fah-en-gow-ay	Mason Tufaga	too-fah-guh
Makai Cope	muh-ky	Lolani Langi	low-lawn-ee lang-ee	Jadon Pearson	jay-den	Isaac Vaha	vah-ha
Braeden Daniels	bray-den	Sataoa Laumea	sah-tao-uh lau-may-uh	Hunter Lotulelei	seh-mo-tay pep-ah	Elvis Vakapuna	ee-lie-she
Hunter Deuel	doe-el	Elisha Lloyd	ee-lie-she	Fua Pututau	foo-uh poo-too-tao	Sione Vaki	see-oh-nay vah-kee
Mohamoud Diabate	mah-mood dee-ah-bah-tay	Johnny Maea	my-ay-uh	Taniela Pututau	tuh-knee-ell-uh poo-too-tao	Zemaiah Vaughn	zuh-my-uh
Solomon Enis	ee-niss	Paul Maile	my-lay	Tennessee Pututau	poo-too-tao	Devaughn Vele	duh-vawn vay-lay
Kolinu'u Faaiu	koo-lee-new-ew fay-ee-ew	Jocelyn Malaska	joe-seh-lynn muh-laas-kuh	Jadon Redding	jay-den	Aliki Vimahi	uh-lee-kee vee-mah-hee
Van Fillinger	fill-in-er	Faybian Marks	fay-bee-in	Karene Reid	kuh-ren-ay reed	Tyler Wegis	wee-gus
Tevita Fotu	tuh-vee-tuh fo-too	Andrew Mata'afa	mah-tah-ah-fah			Zereoue Williams	zare-oh-way
Tiquan Gilmore	tie-quon					Thomas Yassmin	yaz-men

**NATIONAL WATCH LISTS**

**AFCA Good Works Team (Community Service)**

Dalton Kincaid, TE

**Bear Bryant Award (Best Coach)**

Kyle Whittingham

**Biletnikoff Award (Best Receiver)**

Dalton Kincaid, TE

**Bronko Nagurski Trophy (Best Defensive Player)**

Clark Phillips III, CB  
Junior Tafuna, DT

**Butkus Award (Best Linebacker)**

Mohamoud Diabate, LB

**Chuck Bednarik Award (Best Defensive Player)**

Clark Phillips III, CB (Semifinalist)

**Davey O'Brien Award (Best Quarterback)**

Cameron Rising, QB

**Doak Walker Award (Best Running Back)**

Tavion Thomas, RB

**Dodd Trophy (Best Coach)**

Kyle Whittingham

**Jim Thorpe Award (Best Defensive Back)**

Cole Bishop, S  
Clark Phillips III, CB (Semifinalist)

**John Mackey Award (Best Tight End)**

Dalton Kincaid, TE

**Johnny Unitas Golden Arm Award**

Cameron Rising, QB

**Manning Award (Best Quarterback)**

Cameron Rising, QB

**Maxwell Award (Best Player)**

Cameron Rising, QB (Semifinalist)  
Tavion Thomas, RB

**Outland Trophy (Best Interior Linemen)**

Braeden Daniels, OL  
Junior Tafuna, DT

**Polynesian College Football Player of the Year**

Sataoa Laumea, OL  
Malone Mataele, CB  
Johnny Maea, OL  
Tennessee Pututau, DT  
Junior Tafuna, DT  
Devaughn Vele, WR

**Reese's Senior Bowl**

Braeden Daniels, OL  
Mohamoud Diabate, LB  
Devin Kaufusi, DT  
Dalton Kincaid, TE  
Brant Kuithe, TE  
Cameron Rising, QB  
Tavion Thomas, RB

**Rotary Lombardi Award (Linemen of the Year)**

Braeden Daniels, OL

**Walter Camp Player of the Year**

Tavion Thomas, RB

**William V. Campbell Trophy (Academics)**

R.J. Hubert, S

**TEAM NOTES**

**TEAM LEADERS**

Each season, both the team captains and the leadership council are voted on by the team during fall camp. The Utes picked two offensive and two defensive captains along with the 16-member leadership council.

- 2022 Utah Football Captains: Cameron Rising (QB), Brant Kuithe (TE), Clark Phillips III (CB) and Devin Kaufusi (DT).
- 2022 Utah Football Leadership Council: Bryson Barnes (QB), Micah Bernard (RB), Cole Bishop (S), Braeden Daniels (OL), Solomon Enis (WR), R.J. Hubert (S), Devin Kaufusi (DT), Dalton Kincaid (TE), Brant Kuithe (TE), Paul Maile (OL), Andrew Mata'afa (LB), Clark Phillips III (CB), Karene Reid (LB), Cameron Rising (QB), Miki Suguturaga (DE), Devaughn Vele (WR).

**GRADUATE U**

Utah has 14 total student-athletes on the roster that have already received their degree and four who will complete their degrees in December.

- Micah Bernard (Communications, Dec. of 2022), Keaton Bills (Family, Community & Human Development, May of 2022), Chris Curry (Communications, Dec. of 2022), Mohamoud Diabate (Sociology), Jaylen Dixon (Criminology/Sociology, May of 2022), Solomon Enis (Business Administration, May of 2022), R.J. Hubert (Communications, May of 2022), Clayton Isbell (May of 2022), Devin Kaufusi (Communications, Dec. of 2022), Logan Kendall (May 2022), Brant Kuithe (Communications, May of 2022), Andrew Mata'afa (Criminology, May of 2022), Malone Mataele (Sociology, May of 2022), Pierre Moudourou (Sociology, May of 2022), Gabe Reid (Management Science & Engineering, May of 2022), Cameron Rising (Psychology/Criminology, May of 2021), Tavion Thomas (Dec. of 2022), Thomas Yassmin (Mathematics/Quantitative Analysis of Markets & Organizations, May 2022).

**THE MAN IN CHARGE**

Head coach Kyle Whittingham is the longest-tenured coach in the Pac-12 and the second-longest tenured coach at the same school in the NCAA FBS. He is 151-72 overall at Utah, becoming the all-time wins leader at Utah in 2021. He passed Ike Armstrong (141-55-15 in 211 games) with Utah's historic win over No. 3 Oregon on Nov. 20, 2021. He has coached in 349 games at Utah (11 seasons as an asst.) and 223 as the head coach.

- He has contributed to more victories than any coach in program history (236), including his 11 seasons as an assistant coach (1994-2004).
- His 151 career wins as the head coach of the Utes ranks third among active FBS coaches at the same school and ranks 14th among active FBS coaches overall (most in the Pac-12).
- He has led the Utes to at least a share of the Pac-12 South title in three of the last four seasons, and four times overall since joining the Pac-12.
- He has won three National Coach of the Year recognitions – two in 2008 and one in 2019. He was the AFCA Coach of the Year and Bear Bryant Award winner in 2008, and the Dodd Trophy Coach of the Year in 2019, also winning Pac-12 Coach of the Year in 2019 and 2021.
- Whittingham has had 30 players make major All-America teams (those determining the NCAA's consensus team).

**THE POLLS**

Utah has become a staple in the AP, Coaches and College Football Playoff polls, currently ranking 14th in the CFP Poll.

- Utah has ranked inside the AP top-20 through 10 weeks in 2022 (includes preseason poll), the longest streak since 2019 (17 weeks).
- Utah is 68-23 when ranked in the AP Poll during the Kyle Whittingham era.
- The Utes are also 22-14 in games when ranked in the CFP Poll.

**NATIONAL WATCH LISTS**

**Wuerffel Trophy (Community Service)**

Dalton Kincaid, TE

**PRESEASON ALL-AMERICA**

**Associated Press**

Clark Phillips III, CB (2nd Team)

**Athlon Sports**

Clark Phillips III, CB (2nd Team)  
Braeden Daniels, OL (3rd Team)  
Brant Kuithe, TE (3rd Team)  
Tavion Thomas, RB (3rd Team)

**Phil Steele**

Braeden Daniels, OL (4th Team)  
Clark Phillips III, CB (4th Team)  
Junior Tafuna, DT (4th Team)

**Pro Football Focus**

Clark Phillips III, CB (2nd Team)  
Brant Kuithe, TE (Honorable Mention)

**Pro Football Network**

Clark Phillips III, CB (2nd Team)  
Sataoa Laumea, OL (3rd Team)  
Brant Kuithe, TE (Honorable Mention)  
Tavion Thomas, RB (Honorable Mention)

**Walter Camp**

Clark Phillips III, CB (1st Team)

**MIDSEASON ALL-AMERICA**

**Associated Press**

Dalton Kincaid, TE  
Clark Phillips III, CB

**CBS Sports**

Clark Phillips III, CB

**College Football Network**

Dalton Kincaid, TE  
Clark Phillips III, CB

**Pro Football Focus**

Dalton Kincaid, TE  
Clark Phillips III, CB

**Sporting News**

Clark Phillips III, CB

**The Athletic**

Clark Phillips III, CB

**IN-SEASON WEEKLY AWARDS**

**NATIONAL PLAYER OF THE WEEK**

Clark Phillips III, 10.2.22.....Walter Camp  
Clark Phillips III, 10.3.22.....PFF  
Clark Phillips III, 10.4.22.....Chuck Bednarik Award  
Clark Phillips III, 10.6.22.....Jim Thorpe Award  
Dalton Kincaid, 10.16.22.....Reese's Senior Bowl  
Dalton Kincaid, 10.17.22.....Rose Bowl  
Cameron Rising, 10.17.22.....East-West Shrine Bowl  
Cameron Rising, 10.17.22.....Manning Award  
Cameron Rising, 10.18.22.....Davey O'Brien Award  
Cameron Rising, 10.18.22.....Paul Hornung Award

**PAC-12 PLAYER OF THE WEEK**

Clark Phillips III, 10.3.22..... Defense (vs. Oregon St.)  
Cameron Rising, 10.17.22..... Offense (vs. USC)  
Braeden Daniels, 10.17.22..... Offensive Line (vs. USC)

- The Utes have also performed well against AP Top 25 teams in the Whittingham era, recording 20 wins against ranked opponents, including top-10 victories over No. 4 Oregon (2021 regular season), No. 4 Alabama (2009), No. 5 Stanford (2013), No. 7 USC (2022), No. 8 UCLA (2014) and No. 10 Oregon (2021 Pac-12 Championship game).
- Since the start of the 2021 season, Utah is one of just four schools to have three-or-more wins against AP top-10 teams (Georgia, Baylor, Ohio State).
- The Utes have made the final AP Top 25 seven times and the final Coaches Poll eight times under Whittingham.
- Utah appeared in every weekly CFP top-25 for the first three years of the system (2014-16) and have tied for the seventh-most appearances of any school with 36 total.
- The Utes have appeared in the final CFP Poll in six seasons (No. 22 in 2014 & 2015, No. 19 in 2016, No. 17 in 2018, No. 11 in 2019 & 2021).

**YOUTH INSURGENCE**

Of the 115 players that participated in fall camp for the Utes, 86 were underclassmen (freshmen, redshirt freshmen, sophomores), accounting for 74-percent of the roster.

- Of the 86 underclassmen, 54 are freshmen (true/redshirt) and 32 are sophomores.
- Utah has the sixth-youngest roster among Power Five teams this season.
- Through six games, 18 different freshmen (true and redshirt) have started games.
- On the current depth chart, 33 of the listed players are underclassmen (freshmen, sophomores).

**OFFENSIVE NOTEBOOK**

**THE MASTERMIND**

Offensive coordinator and quarterbacks coach Andy Ludwig is in his fourth year of his second full-time stint on the Utah coaching staff in 2022. In his three seasons as the leader of the Utah offense, the Utes have led the Pac-12 in rushing offense twice (2019, 2021) and are currently third in the league (202.4).

- Through nine games, Utah ranks fourth in the Pac-12 and 12th nationally in FBS scoring offense (39.0) while leading the league in time of possession (33:40) while ranking 9th nationally.
- The Utes are also ranked 4th in the FBS, second in the Pac-12 in sacks allowed (0.78 per game), and 19th nationally and fourth in the league in team passing efficiency (156.01).
- Utah has reached the 200+ rushing yards mark 22 times in the last 42 games (52.3%) under Ludwig, including the Utes' 306 rushing yards against Arizona (11/5/22), a season-high.
- This season, Utah has tallied six games with over 440-yards of total offense and is 6-0 on the season when they outgain their opponents. Utah is averaging 456.7 yards of total offense per game.
- The Utes are converting 50.9 percent of their third downs into first downs, the fourth-best mark in the Pac-12 this season and 10th nationally.
- Utah possessed the ball for 37:59, against Arizona, a season-best time of possession margin of 15 minutes, 58 seconds. It was the largest TOP margin in favor of the Utes since Nov. 23, 2019 at Arizona (19 minutes, 4 seconds).

- Against Arizona, Utah's 306 net rushing yards were a season-high for the team, surpassing the previous season-high of 246 vs. Southern Utah on Sept. 10. It went as the most rushing yards in a game since Nov. 5, 2021 at Stanford (441).
- Utah had five rushing touchdowns against the Wildcats, which tied a season-high (5 vs. Southern Utah) and had four different players rush for a score.
- Utah opened Pac-12 play by rushing for 205 yards against Arizona State (9/24/22). The Utes have rushed for 200 or more yards in four of the nine games they played this season.
- From 2019 through nine games in 2022, Utah has produced 1,460 points, 172 touchdowns, and 18,201 yards of total offense (42 games). In that time span, Utah has only committed 49 turnovers.
- Since 2019, the Utes are converting 46.7-percent of third downs, the 7th-best mark in the NCAA and the second-best mark in the Pac-12. Utah has converted 247 of 529 third downs since 2019.
- Utah scored 38 points in the second quarter against Southern Utah (9/10/22), the most by the Utes in any quarter since such records were tracked beginning in 1968. Previously, the most points scored by Utah in the second quarter was 35 vs. Weber State during the 2013 season. The 38 second-quarter points against the Thunderbirds were the most for a quarter by any Pac-12 team this season.
- The Utes scored 73 points in the win over Southern Utah (9/10/22), the most points in a game since 1973 (82 vs. UTEP). Utah's 45 first-half points also ranked as the third-most in program history.

**QB1 CONTINUES TO RISE**

Junior quarterback Cameron Rising entered the 2022 season as the starter after racking up preseason honors, landing on seven national watch lists. The Ventura, Calif., native has played in 22 career games at Utah with 20 starts, holding a 15-5 win-loss record as a starter.

- After ten weeks of play, Rising ranks third in the Pac-12 and seventh nationally in ESPN's QBR (874).
- Rising ranks fourth in the Pac-12 in passing efficiency (156.8) and third in completion percentage (.671).
- Rising ranks 24th in the nation in touchdown to interceptions for his career. He is averaging 4.00 touchdowns per interception.
- Since 2020, Rising has completed 65.0-percent (368-for-566) of his passes, the fourth-best mark in Utah program history.
- Through nine games in 2022, Rising sits at 38th in the FBS and seventh in the Pac-12 in passing touchdowns, throwing for 16.
- Rising's 15 wins as a quarterback at Utah ties Mike Fouts for sixth-most wins by a Utah starting quarterback. He is three wins shy of tying Mike McCoy (1992-94) for the fifth most wins.
- Against Arizona, Rising was 13-of-25 passing for 151 yards, a touchdown, no interceptions and one sack. He now has 368 completions in his career, ranking ninth in program history. Jordan Wynn ranks eighth at Utah (381 completions from 2009-12).
- Following the Arizona contest, Rising has thrown for 4,544 yards. He is 93 passing yards away from tying Jordan Wynn (2009-12) for the 10th most passing yards in program history.
- In the win over No. 7 USC, he raised his total to 4,393 passing yards. He is just the fourth active Pac-12 quarterback with over 4,000 plus passing yards.

**Dear Aaron & Ty**

*We did it. We kept our promise.*

When we lost you, the pain was real - and unthinkable. Had we not known what you wanted for us, to fight and play with a smile along the way - we may not have been able to carry on.

But we did.

*We fought, we played, and we smiled.*

We played for the guys next to us, and we lived each day with a new found passion.

*We love harder, we dig deeper, and we give 22% more - and we got 22% better.*

We kept your spirits in our hearts and together, we reigned supreme.

We felt you there when we went to Vegas and took what was ours. We gave every last piece of ourselves on the field in Pasadena. And we honored you there too. We came up short, but we left proud.

*We fought, we played, and we smiled.*

At the end of the day, with 22 in our hearts, we made history.

We did it, we kept our promise - and we aren't stopping now.

*We will carry you with us forever.*

*Thank you 22.*

*Love,  
Your Brothers*





**2022 RECORD WHEN...**

Utah scores first.....	5-1
Opponent scores first.....	2-1
Utah has more rushing yards.....	5-0
Opponent has more rushing yards.....	2-2
Utah has more passing yards.....	3-1
Opponent has more passing yards.....	4-1
Utah plays at home.....	5-0
Utah plays on the road.....	2-2
Game is at a neutral site.....	0-0
Utah plays on grass.....	1-2
Utah plays on artificial turf.....	6-0
Utah plays a day game.....	2-1
Utah plays a night game.....	5-1
Utah leads at halftime.....	6-0
Utah trails at halftime.....	1-2
Utah is tied at halftime.....	0-0
Utah leads after three quarters.....	6-0
Utah trails after three quarters.....	1-2
Utah is tied after three quarters.....	0-0
Outcome is 10 or more points.....	5-1
Outcome is 7 or less points.....	2-1
Game goes into overtime.....	0-0

**RICE-ECCLES STADIUM BIGGEST CROWDS**

1.	53,609.....	2022	.....	UTSC
2.	52,724.....	2021	.....	Oregon
3.	51,922.....	2021	.....	UCLA
4.	51,919.....	2022	.....	Arizona
5.	51,729.....	2022	.....	Oregon State
6.	51,724.....	2021	.....	Arizona State
7.	51,602.....	2022	.....	San Diego St.
8.	51,538.....	2021	.....	Colorado
9.	51,531.....	2022	.....	Southern Utah
10.	51,511.....	2021	.....	Weber State

**RICE-ECCLES SEASON ATTENDANCE AVG.**

1.	51,817.....	2021
2.	46,533.....	2015
3.	46,506.....	2016
4.	46,462.....	2019
5.	46,436.....	2014
6.	46,332.....	2018
7.	45,913.....	2017
8.	45,585.....	2008
9.	45,459.....	2010
10.	45,347.....	2012

Capacity: 45,017, 1998-2013; 45-807, 2014-2019; 51,444, 2021-Present

- He was 30-of-44 passing for 415 yards and two touchdowns against no sacks and no interceptions. It was a career-high completions and passing yards for Rising, as well as the first 400-yard passing game by a Utah quarterback since Brian Johnson (417) against San Diego State on Oct. 15, 2005.
- Between his passing (415) and rushing totals (60), Rising himself was responsible for 475 total yards of offense. It is the most total yards of offense for a Utah quarterback since Johnson in that aforementioned SDSU game (Johnson rushed for 66 yards).
- With his two touchdown passes against USC, Rising moved his career total to 35, the tenth most in Utah history. He is four TD passes away from tying for seventh all-time.
- He rushed 11 times for 60 yards and three touchdowns against USC. It was the first three-rushing-touchdown game by a Utah quarterback since Travis Wilson did so against Colorado State in the Las Vegas Bowl on Dec. 20, 2014.
- After starting the game at UCLA 1-for-5 passing, Rising was 13 for his next 15, including a stretch of eight straight completions during the second quarter. The stretch propelled Rising to 23 completions on the day. This was the fifth time in his career he had completed 20+ passes in a game.
- Rising tallied 59-rushing yards and a career-best two rushing touchdowns at UCLA. He is the first Utah quarterback with multiple rushing touchdowns in a game since Tyler Huntley (2) vs. Washington State on Sept. 28, 2019. He was 23-of-32 passing for 287 yards against UCLA.
- Rising led the team in passing yards (199) and rushing yards (73) in the win over Oregon State. He also added his first rushing touchdown of the season and threw for three more TDs in the game. This was the sixth game he rushed and passed for a touchdown in his career.
- Against Oregon State, Rising tallied five "big" completions of 15-plus yards, including two of his three touchdown passes. He also tallied three "big" rushes of 10-plus yards.
- For the second time this season, Rising threw for over 250-yards against Arizona State. In the victory, he threw for a season-best 260-yards while completing 19-of-29 passes (65.5%) in the game.
- Against the Sun Devils, Rising found tight end Thomas Yassmin for a 72-yard reception in the third quarter, which set a career-long for Rising. The completion was the longest since 2020 against Washington State.
- Against San Diego State, Rising started the game 3-of-10 passing for 32 yards. From that point forward, he was 15 of his next 20 for 192 yards (12.8 yards per completion) and a career-high four touchdowns. He finished the game 18-of-30 passing overall (0 INT, 4 TDs) for 224 yards.
- Rising set his career-high with four touchdowns against San Diego State. It is the first four-passing-touchdown game by a Utah quarterback since Tyler Huntley in 2018 against USC. The four passing touchdowns are the tenth most in a single game in Utah history.
- He has 796 rushing yards through 21 career games, with his 499 yards in 2021 ranking as the most by a Utah quarterback since 2017 (Tyler Huntley, 537).
- Rising opened the 2022 season by recording four straight 200+ yard passing games. Rising is the first Utah QB since Travis Wilson (2013) to pass for 200 yards in the season's first four games.
- For the tenth time in his career, Rising went for over 200 passing yards, as he had a 287-yard passing performance at UCLA, which is a season-best. He tallied five games with over 200 passing yards last season, including his career-high 306 at USC in 2021.
- Against Southern Utah, Rising passed for 254-yards. Rising's 254 yards against Southern Utah (9/10/22) pushed him over the 3,000 career passing yards mark.

- Rising has had 12 games where he has thrown for multiple touchdowns in a game, including in five this season. He has had five games with three touchdown passes and one game with four in his career.
- During the first half against Southern Utah, Rising had seven completions of 15 or more yards (totaling 167 yards).
- He tied his previous career-high with 22 completions at Florida on Sept. 3, 2022 (22 vs. Oregon State, 2021), marking the fourth time in his career he has had 20+ completions and the third that he has hit 22.
- Along with passing for 216 yards at Florida, Rising rushed for 91 yards, one-yard shy of his career-high. He tallied 307 yards of total offense in the contest.

**BARNES STEPS UP**

Sophomore quarterback Bryson Barnes stepped up and earned his first career start at Washington State (10/27/22). Barnes, who is in his third year with the program has appeared in eight career games as a Ute over the last two years after coming into the program as a walk on during the 2020 season.

- Barnes, making his first start, was 17-of-27 passing for 175 yards and a touchdown. He reset career-highs in completions, attempts, passing yards and a career-long 31-yard completion to wide receiver Money Parks during the second quarter.
- He additionally rushed eight times for 51 yards, both career-highs. Barnes set a career-long with a 28-yard rush in the third quarter.
- This was his first career victory as a quarterback.

**NEWBIE AT QB**

Freshman Nate Johnson made his Utah debut on Saturday night against Arizona. The four-star dual-threat quarterback out of Clovis High School showed off his track speed in his debut.

- He rushed three times for 23 yards and a pair of touchdowns. He is the first Utah true freshman quarterback to rush for a touchdown since Tyler Huntley in the 2016 Foster Farms Bowl vs. Indiana, and the first since at least 1996 to rush for multiple touchdowns in a game.
- His two rushing touchdowns are the most by a freshman quarterback in a single game this season and were scored on the fewest carries of any freshman QB that has scored two TDs in a game.
- He averaged 7.7 yards per carry in his debut.

**TIGHT END U**

Over the past several years, the Utes' depth at tight end has earned the program the title "Tight End U," and this season is no different.

- Starting against Colorado on Nov. 26, 2021, Utah had a stretch of eight straight games with a tight end recording a receiving touchdown, which ended at UCLA. Over the eight consecutive games, Utah had three tight ends score, Brant Kuithe, Dalton Kincaid, and Thomas Yassmin.
- Dalton Kincaid leads all active tight ends in the FBS with 2,347 yards.
- This season, the tight ends at Utah have combined for 44.4-percent of the Utes' receiving yards. The tight end core of, Kuithe, Kincaid, Yassmin, Logan Kendall, and Munir McClain have combined for 1,015-yards this season. They have also combined for 41.6-percent of the Utes' receptions (77).
- Utah's tight ends continued to produce against Washington State as the tight ends tallied 11-of-17 receptions (64%) of the receptions. Dalton Kincaid led the team with seven while Thomas Yassmin had a career-high three. Only three players had two or more receptions with two being tight ends.

- Leading the Utes in receiving touchdowns this season is Kincaid with seven. The tight ends have combined for 11 of the 18 receiving touchdowns in 2022. Utah's tight ends have scored a touchdown in the last three weeks (Oct. 15, vs. USC; Oct. 27 at WSU; Nov. 5 vs. Arizona).
- Kincaid leads the Utes with 614 receiving yards, the second most by an FBS tight end. He is averaging 13.3 yards per reception, the 20th-best mark by an FBS tight end.
- Against Arizona, Yassmin tallied a touchdown and 42 yards receiving on two receptions for the tight end crew.
- In the first two games, Kincaid and Kuithe both had a 100-yard receiving contest (Kuithe 105 at Florida, Kincaid with 107 vs. Southern Utah), marking the first time since 2017 that Utah has had a 100-yard receiver in the first two games of the season (Darren Carrington, three-straight 100-yard receiving games).
- Against Arizona State, Rising found Yassmin for a 72-yard pass play. The 72-yard completion was a career-long for the Utah tight end and the longest pass play since 2020 against Washington State when Jake Bentley found Britain Covey for a 91-yard completion.
- Kincaid and Kuithe combined for three receiving touchdowns during the first half against Southern Utah, and Yassmin added another in the fourth quarter. It is the first time Utah's tight ends have combined for three or more receiving touchdowns in a game since at least 1996.
- Kuithe, who suffered a season-ending injury against Arizona State on Sept. 24, has played in 51 games with 26 starts, ranking eighth all-time at Utah in career receptions (148). His 148 career receptions ranked first among active tight ends in the FBS at the time of his injury.

**RISING, KINCAID CONNECTION**

Cameron Rising and Dalton Kincaid have played a pivotal role in the Utes offense this season. The duo has led the Utes' passing attack and has combined for multiple big plays, touchdowns, and first downs this season.

- Kincaid leads the Utes in receptions with 46, and of his 46 receptions, Rising has connected with him 17 times for 15 yards or longer (37%).
- Rising has passed for 96 first downs this season, with 25 going to Kincaid (26%).
- The duo have combined for six of Rising's 16 touchdowns this season. Four of the six touchdown passes have come in the last five games for the Utes.
- The connection was locked in against No. 7 USC, as Rising and Kincaid combined for 16 receptions, on 16 targets, for 234 yards.

**DALTON DELIVERS**

Senior tight end Dalton Kincaid is no stranger when it comes to finding the end zone, scoring 34 receiving touchdowns through 51 career games in Division I football (24 games at San Diego, 27 games at Utah).

- Kincaid was added to the Biletnikoff Award Watch List. The Biletnikoff Award annually recognizes the college football season's outstanding FBS receiver.
- He earned Rose Bowl Pac-12 Player of the Week and Reese Senior Bowl Offensive Player of the Week honors following the win over USC.
- His 34 career touchdowns lead all active FBS tight ends.
- With seven touchdown receptions this season, Kincaid leads the Pac-12 for receiving touchdowns. He is the only tight end in the top five.
- His seven receiving touchdowns this season are the 24th most in the nation and the most by a tight end.
- He leads the Utes in receptions (46), receiving yards (614), and receiving touchdowns (7), averaging 13.3 yards per catch. He ranks 24th nationally and leads the Pac-12 in receiving scores, with his seven touchdowns also leading all Power Five tight ends.

- His career-best game came in Utah's 43-42 win over No. 7 USC, recording a career-high 16 catches on 16 targets for 234 yards and a touchdown. His 16 receptions are the most by a player in the FBS this season, with his 234 yards ranking first among FBS tight ends (fifth overall).
- His 16 catches were also the most by a Utah tight end in program history, tying for second all-time. The 234 receiving yards the senior brought down is second all-time at Utah and is the most by a Utah tight end since at least 1996.
- His double-digit receptions against USC marked the first 10-reception game by a Ute since Darren Carrington II vs. North Dakota on Aug. 31, 2017. Carrington also had the last 150-yard receiving game by a Ute (153) against San Jose State on Sept. 16, 2017.
- He ranks second in receiving yards (614) by an FBS tight end and leads FBS tight ends in receiving yards per game (76.8), with his 13.3 yards per catch ranking second among Pac-12 tight ends.
- Out of his 46 catches, 18 have been for 15 yards or longer (39%), with the senior accounting for 26 of Utah's 102 passing first downs (25.4%).
- Kincaid had seven receptions in the Utes' home opener against Southern Utah. He went for 107 yards in the win, his first 100-yard receiving game as a Ute and his fifth overall (4 at San Diego).
- He tallied four receptions for 67-yards against UCLA, moving him past the 2,000 career receiving yards.
- His two-touchdown performance against Arizona State was the third time he has had a multi-touchdown game at Utah and the eighth of his career (5 at San Diego, 3 at Utah).
- For his career, Kincaid has tallied 2,347 receiving yards, the most by an active FBS tight end. Michael Mayer of Notre Dame is the next closest FBS tight end to reaching 2,000 career receiving yards. Mayer has 1,914 yards.
- His 2,347 yards are the 11th most receiving yards by either an FBS or FCS tight end since 1996. He is 42-yards away from moving into 10th all-time.
- Kincaid has scored in five of the eight games he has played in, with multi-touchdown performances against Southern Utah and Arizona State (2 TDs). Utah is 5-0 when Kincaid records a receiving touchdown. He has scored in four of the last five games for the Utes.
- In his three years at Utah, Kincaid has tallied 15 receiving touchdowns, all in the last two years. He is one touchdown away from tying for the 10th most receiving touchdowns in a career at Utah. He is looking to join Brant Kuithe and Paris Warren for 10th, who have 16 receiving touchdowns.

**RUGBY TO FOOTBALL**

Junior tight end Thomas Yassmin never played American football until coming in 2018 to be a Ute. The former rugby player from Sydney, Australia, has played a role on the Utes special teams over the last three years but is now taking on a bigger role as a starting tight end.

- Yassmin recorded a career-long 72-yard reception at Arizona State in week four, the longest reception for the Utes since 2020 and the fifth longest by a tight end in the FBS this season.
- The 72-yard snag is also the second-longest by a Utah tight end since at least 1996.
- Yassmin has used his rugby background to help on special teams, recording six tackles this season and posting 11 tackles in his career. He set a career-high in tackles with three against Florida earlier this season.
- Yassmin set a single game career-high with three receptions against Washington State. It was the first time in his career to have multiple receptions in a contest.

**UTES IN THE NFL (24)**

Updated Nov. 6

**Defensive Line (3)**

Bradlee Anae.....	New York Jets (PS)
Leki Fotu.....	Arizona
Mika Tafua.....	Dallas (PS)

**Linebackers (4)**

Cody Barton.....	Seattle
Chase Hansen.....	New Orleans
Devin Lloyd.....	Jacksonville
Nephi Sewell.....	New Orleans (PS)

**Secondary (7)**

Julian Blackmon.....	Indianapolis
Marquise Blair.....	Carolina
Terrell Burgess.....	LA Rams
Javelin Guidry.....	Philadelphia (PS)
Jaylon Johnson.....	Chicago
Eric Rowe.....	Miami
Marcus Williams.....	Baltimore (IR)

**Offensive Line (3)**

Jackson Barton.....	Las Vegas
Garett Bolles.....	Denver (IR)
Darrin Paulo.....	Detroit (PS)

**Quarterback (1)**

Tyler Huntley.....	Baltimore
--------------------	-----------

**Running Backs (1)**

Zack Moss.....	Indianapolis
----------------	--------------

**Wide Receiver (2)**

Britain Covey.....	Philadelphia
Tim Patrick.....	Denver (IR)

**Tight End (1)**

Cole Fotheringham.....	Las Vegas (PS)
------------------------	----------------

**Special Teams (2)**

Matt Gay.....	LA Rams
Mitch Wishnowsky.....	San Francisco

PS = Practice Squad  
IR = Injured Reserve

- Yassmin added his second multiple reception contest against Arizona. He had two catches for 42 yards and a TD.
- This season, Yassmin has tallied eight receptions for 164-yards and two touchdowns.
- He is one of three tight ends for the Utes that have scored a touchdown over the last 11 games.

**RUNNING BACK CREW**

The Utes are 5-0 this season when they outrush their opponents, having rushed for over 200 yards in four of the nine games.

- The running back crew welcomed Ja'Quinden Jackson to the room for the Arizona State game, and Utah had four running backs receive a carry in the contest, with all having eight or more.
- The Utes have rushed for 160 or more yards in eight of nine games this season. They have at least one rushing touchdown in every game and are averaging 5.0 yards per attempt.
- Against the Wildcats on Nov. 5, Utah's 306 net rushing yards were a season-high for the team, surpassing the previous season-high of 246 vs. Southern Utah on Sept. 10. It went as the most rushing yards in a game since Nov. 5, 2021 at Stanford (441).
- Utah rushed for five touchdowns in the game, tying the season-high (5 vs. Southern Utah). Four different Utes had a rushing touchdown in the contest.
- Jackson had 13 carries for 97 yards, resetting his career-highs in both for the second straight week. Previously, Jackson set career-high carries (10) and rushing yards (43) at Washington State. Jackson had a career-long 32-yard rush during the second quarter, which he followed with a two-yard score on the next play. It went as Jackson's second straight game with a rushing touchdown, third this season and fourth of his career.
- Against Washington State, sophomore Charlie Vincent earned his first career start, while the Utes used four running backs in the contest.
- Freshman Jaylon Glover set career-highs in rushing attempts (20), and yards (76). He also added his first rushing touchdown since Sept. 10 against Southern Utah. He is only the second Ute to have 20 or more rushing attempts in a single game this year. Tavion Thomas had 23 rushing attempts at Florida to open the season.
- Since the 2020 season, Utah has had 11 games where a running back has had 20 or more carries in a game. Four running backs have combined for those 11 games.
- Ja'Quinden Jackson had ten rushes, a career-high, for 43 yards and a touchdown. This was his third touchdown of his career, with two of them coming against Washington State.
- The Utes' Micah Bernard scored his second touchdown of the season in the win over No. 7 USC. This was his first rushing touchdown at Rice-Eccles Stadium in his career. He rushed for 37-yards in the win on 11 carries.
- Three Utes, Tavion Thomas, Cameron Rising, and Micah Bernard, all had 10 or more carries at UCLA. The trio rushed for 192-yards and three touchdowns in the game. Thomas led the trio with 18 carries for 91-yards.
- Against Oregon State, four different running backs and seven different players had a carry.
- The Utes rushed for 205 yards against Arizona State, the third time this season over 200-yards, and averaged 4.6 yards per carry for the second straight game.
- Against San Diego State, three running backs tallied five or more carries. Utah averaged 4.6 yards per carry in the game.
- Micah Bernard shined as he averaged 8.8 yards per carry against San Diego State and rushed for a season-best 44 yards.
- The Utes played five running backs in the game, with three backs getting six or more carries. Tavion Thomas led the team with 11 rushes against Southern Utah.
- Against Southern Utah, Chris Curry and Jaylon Glover scored three of the five rushing touchdowns for the Utes. These were the first rushing touchdowns of both players' careers. Curry rushed for one, while Glover had two rushing TDs.
- Glover is the first Utah freshman to rush for multiple touchdowns in a game since Ty Jordan (3) vs. Washington State in 2020.

**THOMAS THE TANK**

The Utah touchdown machine that is Tavion Thomas returned to the Utes this season after producing a school-record 21 rushing touchdowns in 2021. Thomas was named to 12 award watch lists entering the 2022 season after earning All-Pac-12 first-team last year.

- He has played in 35 career games in FBS football (14 at Cincinnati, 21 at Utah) with 2,249 career rushing yards (33 TDs). His 2,249 career rushing yards are the fourth-most by an active player in

the Pac-12.

- His 33 career rushing touchdowns are the most by an active Pac-12 player in 2022.
- Thomas has eight career 100-yard rushing games (2 at Cincinnati, 6 at Utah).
- In his two years at Utah, Thomas has rushed for 26 touchdowns, ranking third all-time at Utah. He tied Eddie Johnson (1984-88) with a five-yard rushing touchdown against UCLA. He is five rushing touchdowns away from tying Del Rodgers (1978-81) for the second all-time at Utah with 31 TDs.
- His 26 touchdowns over the last two seasons are tied for the third most by an active FBS running back. He is one behind the leaders Blake Corum of Michigan and DeWayne McBride of UAB. Louisville's Malik Cunningham leads the way with 31 rushing touchdowns over the last two years. Thomas' 26 TDs are tied for the fourth most by all active players.
- Over a 12-game span that ranged from Oct. 9, 2021, to Sept. 17, 2022, Thomas scored at least one touchdown in games he appeared in. He scored in the final nine games he appeared in during the 2021 season, putting in 15 of his 21 touchdowns in the final six games of the season (70%).
- Thomas has five rushing TDs this season, the seventh most in the Pac-12.
- Thomas rushed for 115 yards in the Utes' season opener against the Gators, giving Utah a 100-yard rusher in five of the last six season openers.
- Thomas had two rushing touchdowns against Southern Utah in the second week of the season, marking the eighth time in his career that he has had multiple rushing touchdowns in a game, with seven of the eight coming at Utah.
- Thomas was one of just six student-athletes in the FBS with 20+ rushing touchdowns in 2021, with only three of those players returning in 2022.
- In his first year as a Ute, Thomas had two contests (vs. UCLA and at Stanford) where he rushed for four touchdowns, which tied for the most rushing touchdowns in a single game at Utah.

**BIG PLAY VELE**

After starting his career at Utah in 2019 as a walk-on, sophomore wide receiver Devaughn Vele has turned into one of the most dangerous weapons in the Pac-12.

- Vele has 38 receptions for 485 yards on the season, averaging 12.8 yards per catch. He connected for a season-long 25-yard reception in the first half against Southern Utah. His 38 receptions and 485 receiving yards are the most by a wide receiver on the Utes.
- Out of his 38 receptions this season, 14 of his receptions are for 15 or more yards. He has had a reception of 15 or more yards in each of the last seven games, including having three go for over 15 yards against USC.
- Since Pac-12 play started on Sept. 24, Vele has tallied 78 percent of his receptions (30) and 77 percent of his receiving yards (373). His 30 receptions and 373 yards are second on the Utes in Pac-12 games.
- He is averaging 5.0 receptions and 62.2 receiving yards per game in Pac-12 action.
- He led the Utes in receptions (5) and yards (57) in the Pac-12 win over Arizona.
- Vele continued to add to his Pac-12 totals as he had five more receptions and 62 yards, and a score against No. 7 USC.
- He added his first career pass against the Trojans as he completed a nine-yard pass to Cameron Rising.
- Vele followed up a career day with a solid day at UCLA. He led the team in reception (6) and yards (87).
- Against Oregon State, Vele had a career day as he set a career-high in receptions (7) and receiving yards (94). He set a new career-high in back-to-back games at Arizona State and against Oregon State.
- In the 2022 Pac-12 opener against Arizona State, Vele had six receptions. He tallied 63 yards on those six catches.
- Vele tallied his first career multi-touchdown contest against San Diego State. These were his first touchdowns since Oct. 9, 2021, when he scored his first career touchdown, which came at USC.

**IN THE TRENCHES**

The offensive line room returned six student-athletes who started at least three games last season, including Braeden Daniels and Sataoa Laumea, who started all 14 games.

- Utah is experienced up front, with offensive linemen playing in 165 games and having 105 starts between the returners.
- Opening and paving the way for one of the best rushing attacks in the Pac-12 is the O-Line. Utah averages 202.4 rushing yards per game, the third most in the conference. The O-Line is opening holes for the backs averaging 5.0 yards per carry and scoring 26 rushing touchdowns.
- Besides making holes for the running backs, the O-Line is protecting the QB to throw for 254.2-yards a game and only allowing seven sacks in the first nine games of the season.
- The O-Line has only allowed seven sacks this season, the second-fewest in the Pac-12. Utah allows 0.78 sacks per game, the fourth-best mark in the nation.
- Utah's 306 net rushing yards against Arizona were a season-high for the team, surpassing the previous season-high of 246 vs. Southern Utah on Sept. 10. It went as the most rushing yards in a game since Nov. 5, 2021 at Stanford (441).
- Utes rushed for five touchdowns, tying a season-high (5 vs. Southern Utah).
- Following the win over No. 7 USC, Daniels was named Pac-12 Offensive Line Player of the Week for the first time this season.
- Against No. 7 USC, the O-Line helped guide the Utes to produce 562 yards of total offense and produced 74 yards per play. This was the second time during the 2022 season that Utah had over 500 yards of total offense.
- The O-Line protected the Utes to throw for 424-yards the most this season and did not allow the Trojans to record a sack, nor did quarterback Cameron Rising throw an interception.
- The O-Line did not allow a sack against Oregon State. Besides not allowing a sack, the O-Line did not allow a QB hurry in the contest.
- Against Arizona State, the O-Line led the way for the Utes to have their third 440+ yard game of total offense. The O-Line did not allow a sack in the game and only had two negative rushes.
- The O-Line continued to pave holes for the running backs as Utah rushed for 246 yards against Southern Utah. Utah averaged 5.9 yards per rush on 42 attempts and rushed four five touchdowns.
- They protected for an offense that had 10 pass completions of 15-plus yards (total 245 yards on those plays) and nine rushes of 10-plus yards (total 176 yards on those plays) against Southern Utah.
- Not only did the line open up holes for the Utes, but they protected Cameron Rising as they did not allow a sack against Florida and only allowed the Gators to have two tackles for a loss in the contest.
- With the O-Line creating holes for the running backs last season, Utah went 11-1 when outrushing their opponents.
- Daniels, who has played in 44 career games and 38 starts (18 at LG, 11 at RT, 9 at LT), was named to Outland Trophy (best interior lineman) and the Rotary Lombardi Award (best offensive or defensive lineman) watch lists. He was a second-team All-Pac-12 selection last season.

**DEFENSIVE NOTEBOOK**

**R.S.N.B.**

The 2022 season is Utah alum Morgan Scalley's 15th year overall on the coaching staff and his seventh year as defensive coordinator. Called one of the brightest minds in the business, Scalley has developed the defensive identity that is known as R.S.N.B. – standing for relentless, smart, nasty, ballhawks – which gives the Utes the reputation as one of the grittiest groups in the nation.

- To date this season, Utah is allowing 344.7 total yards per game—best in the Pac-12 and top-20 in the Power Five. It includes four performances holding opponents under 270 yards and contributes to the league's second-best scoring defense (21.4 points per game). Only twice in the last eight games have Utah foes posted more than 20 points.
- Utah has enforced a no-fly zone of sorts with the Pac-12's No. 2 passing defense (212.2 yards allowed per game). Just two opponents this season (UCLA and USC) have recorded more than one passing touchdown against Utah. There have been three games this season in which the Utes have not allowed a passing score at all, tied for the Pac-12 lead.
- The Utes have also generally been tough to solve on the ground; just twice this season has the team allowed more than 175 yards rushing. Utah is 7-0 this season in games allowing 175 or fewer rushing yards, and is averaging 100.8 rushing yards allowed in those seven games.

- Utah has allowed 150 first downs this season—fewest in the Pac-12 and tied for No. 12 of Power Five programs. It correlates with an opponent third-down conversion rate of 33.3% and a clip of 29.4% for opponents on fourth down. Both rank top-two in the conference, with the Utes having stopped seven straight fourth-down conversion attempts, dating back to Oct. 8 at UCLA.
- That third-down defense figure is aided by an average of 2.7 three-and-outs per game—helping put the ball back in the hands of the Utes' offense which boasts a conference-best 33:40 time of possession per week; it sits No. 7 of all Power Five teams.
- In five of Scalley's previous six years as defensive coordinator, the Utes have finished in the top-three in the Pac-12 in both total defense and scoring defense. It's a trend that has continued so far this season, with the squad leading the conference in total defense (339.4 yards per game) and second in scoring defense (21.6 points per game).
- In six games in 2021, Utah opponents were held under 315 total yards, including three matchups against teams in the final CFP rankings (San Diego State and both games vs. Oregon). The marks were even better in Pac-12 play, as the Utes' nine-game league slate saw teams put up just 332 yards on average—the fewest in the league.
- Opponents averaged 20.2 points per game against the Utes in 2021, which ranked as the second-lowest in the Pac-12.

**LOCKING DOWN ON THE GROUND**

One of the longtime hallmarks of Scalley's defense has been a stalwart effort against the run game. Since taking on the defensive coordinator role in 2016, the Utes have allowed 114.1 rushing yards per game and 79 touchdowns. Both are the best marks in the Pac-12 during that seven-year span, ranking fifth and sixth, respectively, among all Power 5 programs.

**Fewest Rushing Yards Allowed Per Game (Power 5, since 2016)**

1.	Alabama	101.9
2.	Wisconsin	103.7
3.	Georgia	104.0
4.	Clemson	111.0
5.	<b>Utah</b>	<b>114.1</b>

- The Utah defense has kept three opponents under 50 rushing yards this season: Arizona State (6), Washington State (42) and Southern Utah (43). It's the most in the Pac-12 and tied for third-most by a Power Five defense (Michigan and Minnesota each have four).
- The Utes held Arizona State to six rushing yards in Week 4, tied for the third-fewest that a Power Five team has allowed of another Power Five program this season. It also went down as the seventh-fewest for a Utah opponent all-time, aided by minus 24 rushing yards for the Sun Devils in the first quarter.
- Dating back to 2016, the Utes have a Pac-12-leading 39 performances allowing 100 yards or less on the ground. The Utes are 32-7 in those games, including seven such games in 2021 (half the schedule).
- Under Scalley, the Utes have led the Pac-12 in rushing defense five times (2016, '18, '19 '20 and '21), also ranking third in the nation in 2019 and fifth in 2018.
- Throughout 2021, teams struggled on the ground against Utah's Pac-12-leading rushing defense, mustering just 119.4 yards per game.

**SHOUTOUT FOR THE KIDS**

A productive core of freshmen and sophomores have taken on key roles on the Utah defense as the 2022 season has progressed. It highlights the expectation and trust at Utah to get the job done on the field, whether you're a redshirt senior or brand new to the program.

- Of 99 defensive starts through Utah's first nine games, 61 belong to either freshmen or sophomores on the team. It includes eight of 11 starters in the win over Arizona.
- Thirty-eight of those 61 underclassman starts come from the defensive line, 11 in the linebacker room and 12 in the secondary.
- Sophomores Karene Reid (LB) and Junior Tafuna (DT) have started all nine games in 2022; Tafuna also started the final 11 games of 2021.
- Utah's underclassmen on defense have been in the national conversation, landing on watch lists for the Bronko Nagurski Trophy (Junior Tafuna); Jim Thorpe Award (Cole Bishop); Outland Trophy (Junior Tafuna) and Polynesian College Football Player of the Year (Tennessee Pututau, Junior Tafuna).

- Through Week 10, the Utes are the only Pac-12 team to have underclassmen leading the team in all three categories of tackles (Cole Bishop, 55); TFL (Karene Reid, 70) and sacks (Van Fillinger, 5.0).
- True freshman Sione Vaki earned his first start at safety in the Week 9 win over Washington State, also contributing on special teams. Vaki's nine tackles (0.5 TFL) in the game were a team-high and career-best for Vaki, one of which was a third-down stop.

**GOOD THINGS COME IN THREES**

The Utes enter Week 11 as the only Pac-12 team on the year to hold four opponents under 270 yards of total offense (85 vs. Southern Utah; 173 vs. SDSU; 267 at Arizona State; 264 at Washington State). Only nine Power Five teams have accomplished this feat; Illinois and Michigan lead the way with seven games.

- Utah also held both Southern Utah and San Diego State under 100 yards passing (43 vs. SUU; 60 vs. SDSU). The last time the Utes defense had consecutive sub-100-yard performances in the air was in 2019 (25 vs. Arizona State; 60 vs. Cal).
- In Week 2 vs. Southern Utah, another dominant victory, the Utes limited SUU to 85 yards of total offense and four first downs (one of which came by penalty). It was the fourth-fewest opponent first downs in program history and fewest since 2018. The 85 yards allowed by the Utes were the sixth-fewest in program history and lowest since Cal mustered 83 yards in a 2019 matchup at Rice-Eccles Stadium.
- In games since 2019, three of the five lowest total yards allowed by a Pac-12 defense belong to Utah. Five of the top 10 performances in that timeframe are owned by the Utes, with Arizona, Arizona State, Cal and Washington (2) combining for the other five.

**Fewest Total Yards of Offense Allowed (Pac-12 Teams, Since 2019)**

1.	Utah vs. Cal (2019)	83
2.	Utah vs. Southern Utah (2022)	85
3.	Cal vs. Colorado (2021)	104
4.	Utah vs. Idaho State (2019)	116
5.	Washington vs. Oregon State (2019)	119

**TAKING IT AWAY**

With four fumble recoveries in the win over Arizona, Utah has now gained 19 turnovers (10 INT, nine fumble recoveries) this season. It's the top mark in the Pac-12 and is tied with Kansas for fifth-most for the Power Five. The Utes have produced a defensive takeaway in eight of nine games this season.

- The four recoveries in Week 10 vs. Arizona were the most in game for Utah since the team claimed six fumbles in a game at BYU on Sept. 17, 2011.
- Utah's 10 interceptions as a team this season tie for 11th in the Power Five and trail only USC (14) for Pac-12 lead. Five different Utes own a pick on the year: Clark Phillips III (5); R.J. Hubert (2); one each for Cole Bishop, Karene Reid and Junior Tafuna.
- For Bishop (at Arizona State), Hubert (vs. Southern Utah) and Tafuna (vs. Southern Utah), it was each player's first career interception. Hubert's first career pick came back 39 yards for a touchdown.

**SACK LAKE CITY**

Utah's defensive line has become known for its physicality and production of NFL talent with the motto "next man up" always coming into play, as the line has one of the largest groups of returners on the team in 2022. Headlined by returning starters Van Fillinger (DE) and Junior Tafuna (DT) and with the addition of veteran Gabe Reid (DE), who transferred to Utah following a four-year career at Stanford, the unit boasts contributions from veterans and newcomers alike.

- Utah owns 19 sacks in Pac-12 play, with 9.0 coming from the defensive line. It includes four sacks in the Week 7 win over USC. Both the team's total sacks (4) and sack yardage (40) remain the most allowed by USC this season.
- Fillinger currently leads the team with 5.0 sacks on the season, with Reid close behind at 3.5 sacks of his own. For Fillinger, it's just short of his season total in 2021 (5.5 sacks), which led all freshmen in the Pac-12. With 10.5 total sacks in his 27-game career, he places fifth of active Pac-12 players with 0.39 sacks per game.
- Reid's line includes a 20-yard sack of Caleb Williams in the USC game. The timing of that takedown was key as Reid's third-down stop helped the Utes remain within a touchdown at the time, before launching a second-half comeback against the Trojans.

- Aided by 23 tackles for loss (of 54 total) coming from the defensive line this season, Utah is averaging 6.0 TFL per game; fourth-highest in the Pac-12. The team also ranks No. 4 in the league in sacks per game (2.5). The Utes have finished in the top-three in the Pac-12 in sacks and tackles for loss three times under Morgan Scalley, leading the league in both in 2021 (97 TFL, 42 sacks) and 2016 (101 TFL, 43 sacks).
- Reid, the older brother of Utah linebacker Karene Reid, played in 42 games with 24 starts at Stanford from 2018-21 before coming to Utah in Spring 2022. He owns 13.5 sacks in 50 career games, third-most of all current defensive linemen in the Pac-12 and second among defensive linemen to spend their entire career in the Pac-12. Reid led the Cardinal with 10.0 TFL in 2021, adding an assisted sack, eight QB hurries and his first career interception.
- Tafuna had a breakout freshman campaign in 2021, taking home Pac-12 Freshman Defensive Player of the Year and AP Pac-12 All-Conference Second Team. Called upon at left tackle during Week 3 last season, Tafuna has since started 20 consecutive games. Tafuna's 4.5 sacks were third-most among freshmen in the Pac-12 in 2021, complemented by one pass breakup and one fumble recovery.
- Another newcomer to the defensive line is converted wide receiver Connor O'Toole, who has seen time in all nine games this season with one start. O'Toole is averaging 2.6 tackles in his nine games as a defensive end. Of O'Toole's 24 total tackles on the season, five have been third-down stops.
- Fillinger made huge strides forward in 2021 after a pandemic-shortened 2020 season, starting 13 of 14 games at defensive end last year. He led all freshmen in the Pac-12 in sacks (5.5) in 2021, bursting on the scene with a three-sack outing in Utah's win over Washington State – becoming the first freshman in program history to have 3.0 sacks in a game.
- Defensive line returners in 2022 accounted for 15 sacks during the 2021 season (DE Van Fillinger 5.5; DT Junior Tafuna 4.5; DT Alikei Vimahi 2.0; three Utes with one each).

**NEW KIDS ON THE BLOCK**

For the first time in three seasons, the Utes entered 2022 tasked with replacing another set of NFL linebackers with a completely new starting lineup. The group has looked to returner Karene Reid—now a full-time starter—and Florida transfer Mohamoud Diabate, along with true freshman Lander Barton to carry on the tradition that linebackers coach Colton Swan has instilled at Utah.

- Reid (5.6 tackles per game) leads the linebacker room and is third on the team with 51 stops—including four straight games with at least an assisted sack. He had a career-high-tying 1.5 tackles for loss in Week 4 at Arizona State, part of a 10-tackle night to lead the Utes. In his career, Reid has four games with nine-plus tackles—including this season against Arizona State (10) and Oregon State (9), with two other performances last season.
- Between Karene Reid (70) and Gabe Reid (5.5), the brothers have combined for 12.5 TFL. It is the highest total TFL this season by a pair of brothers at a Power Five program. Karene has at least 1.0 TFL in five of the last seven games.
- Karene Reid jumped onto the scene with a 15-tackle performance vs. Washington State in 2021 – growing his rover linebacker role as the season went on. His tackle count in that WSU game was the most by a true freshman at Utah since at least 2005. He has made 15 starts as a Ute (six in 2021) and finished with 44 tackles (two TFL) last season.
- Diabate returned to the lineup in Week 5 after missing two games due to injury. He went off for a career-high 4.0 TFL in his return vs. Oregon State, highlighting a six-tackle day for the Florida transfer. He has appeared in 44 career FBS games with 24 starts, spending the 2019-21 seasons with the Gators and tallying 37 games with 17 starts. At UF, Diabate contributed 176 total tackles (14.0 TFL, 6.0 sacks), three forced fumbles, two pass breakups and an interception.
- While he may be a newcomer to the linebacker room, freshman Lander Barton is familiar with the Utah way. His brothers Cody (Seattle Seahawks) and Jackson (Las Vegas Raiders) are each in their fourth NFL season in 2022 after standout careers at Utah. His sister, Dani, was a four-time All-American for Utah Volleyball while his mother, Mikki, was a two-sport All-American at Utah in basketball and volleyball as a Crimson Club Hall of Fame inductee. His father, Paul, also played football and baseball at the U.
- Lander Barton was a four-star recruit out of Brighton HS and ranked as the No. 7 linebacker in the nation by 247Sports. He leads all freshmen on the team in tackles (24), TFL (3.0) and sacks (3.0).

**YEAR 3 FOR CP3**

With a well-earned reputation as one of the top cornerbacks in the Pac-12 and nationally, Clark Phillips III has become a mainstay at the position, starting all 28 games since he came to campus in 2020. A semifinalist for the Chuck Bednarik and Jim Thorpe awards, Phillips is a six-time Midseason All-American in 2022 -- his laurels include the Associated Press, CBS, College Football Network, Pro Football Focus, Sporting News and The Athletic.

- Entering the season, Pro Football Network ranked Phillips the No. 25 collegiate player and No. 3 cornerback for the 2022 season. He landed on three preseason watch lists and six preseason All-America squads.
- Phillips' five interceptions this season is tied for the national lead and makes him the first Ute with five picks during a single season since Marcus Williams in 2016. He also shares second in Pac-12 Conference lead with seven passes defended (5 INT, 2 PBU) in league play.
- He owns eight career interceptions (five in 2022; two in 2021; one in 2020), averaging out to 0.89 per game since he came to Utah. That per-game tally leads active Pac-12 players who have appeared in 10-plus games.
- His eight picks this season have been returned for a combined 227 yards. That yardage ranks fifth-most in Utah history and is the most by a Ute since Harold Lusk tallied a school-record 333 yards from 1993-96. It also sits third-most of all active Power Five players.
- Four of Phillips' picks have come back for touchdowns, tying with Andre Dyson (1997-2000) for the most pick-sixes in program history. He and Mississippi State's Emmanuel Forbes (5) are the only active Power Five players with four or more career interception return touchdowns. If you counted only his four career trips to the end zone, Phillips has logged 208 return yards, which would still rank sixth-most in program history.
- Phillips had back-to-back games (38 yards vs. Oregon State; 80 yards at UCLA) with a pick-six and was the first FBS player this season to accomplish that feat. It had not been accomplished by a Ute since 2000, when Dyson did so in his final two games at Utah (30 yards at Wyoming; 24 yards vs. BYU).
- Phillips again proved his standing as one of the country's elite corners during Week 5 vs. Oregon State, coming up with three of Utah's four interceptions—including a 38-yard pick-six—along with three tackles. His three picks in the game are the most in the Power Five this season, also tying for second all-time at Utah in single-game interceptions. It went down as the most by a Ute since 2009 (Robert Johnson at Colorado State). For his performance, he earned Week 5 defensive honors from the Chuck Bednarik Award, Walter Camp, Jim Thorpe and the Pac-12.
- Phillips' 80-yard interception return at UCLA is the 13th-longest in program history and second-longest in the Pac-12 era (Jaylon Johnson had a 100-yard pick-six in 2018 vs. Stanford).
- He tallied 63 tackles during the 2021 season—second-most in Utah's secondary—to go with a Pac-12-leading 15 passes defended. It included 13 breakups, tied for fifth-most at Utah in a single season. Phillips notched another Pac-12 best, tallying 11 passes defended during conference play between 10 pass breakups and a pick-six.
- For his efforts during the 2021 season, Phillips was named All-Conference Second Team by both the Associated Press and the Pac-12.
- He sealed the 2021 victory over Washington State with a 54-yard interception return for a touchdown. Two of Phillips' eight interceptions as a Ute have come against WSU, both pick-sixes, and both in the last three minutes of regulation.

**THREE'S COMPANY**

Clark Phillips III, along with safety Cole Bishop, emerged as two leaders of the secondary down the stretch of 2021, headlining a group whose depth was tested, but has proved instrumental last season and into 2022. It's also been a welcome return to the field for fellow safety R.J. Hubert, whom injury limited to one game last season.

- Both Bishop and Phillips earned spots on the 2022 Jim Thorpe Award preseason watch list, with Phillips being named a semifinalist for the award on Oct. 24. Hubert moved into a starting role and earned notice as a semifinalist for the William V. Campbell Trophy. Each with eight starts on the season, Bishop (55) and Hubert (54) are atop the Utes in tackles.
- Hubert owns a team-best 71 tackles per game in Pac-12 play, highlighted by nine-plus stops in consecutive games against Oregon State, UCLA and USC. It made Hubert the first Ute with such a streak since linebacker Devin Lloyd had five games in a row across the 2020 and '21 seasons.
- The win over USC was sealed in part by Hubert, who dropped into coverage on the final play of regulation and batted away Caleb Williams' downfield pass attempt. Five of Hubert's tackles against the Trojans came during the second half, keeping the Utes neck-and-neck en route to the

comeback victory.

- He has two forced fumbles and two recoveries this season, most recently in the Week 10 win vs. Arizona. His first career recovery came at Florida in the season opener, and the ensuing 47-yard return was the longest fumble return by a Ute since 2019. It was among the highlights of Hubert's eight-tackle night which also included a forced fumble.
- Hubert's first career interception was a 39-yard pick-six in Week 2 vs. Southern Utah. He added another pick vs. Oregon State in Week 5, running it back 70 yards and resetting the Rice-Eccles Stadium record for single-game interception return yards.
- Bishop's 12 stops in the season opener at Florida remains a career-high, including one third-down stop. It was the most by a Utah player in a season opener since Gianni Paul's 14-tackle performance vs. Michigan on Sept. 3, 2015.
- Bishop led all true freshmen at Utah in 2021 with 54 tackles (9.0 TFL, 3.0 sacks), adding five pass breakups. He's had seven-plus tackles in nine of his last 14 games, a span including eight stops in both the 2021 Pac-12 Championship and the Rose Bowl Game.
- In Bishop's career (19 games) he is averaging 5.74 stops—leading all active Utes and second-most of secondary players in the Pac-12 (seventh overall). Linebacker Karene Reid (5.05 career tackles per game) is not far behind at No. 11 in the league, making Utah and Arizona State the only teams in the Pac-12 with multiple players in the active top-11.
- The duo of Bishop and Hubert own a combined 109 of the secondary's 219 (49%) this season, along with 70 TFL and seven passes defended (three INT, four PBU).
- Bishop's three TFL at Arizona last season were the most by a true freshman at Utah since 2007. He also earned his first career blocked field goal in the regular season tilt with Oregon in 2021.

**PICK-SIX STREAK**

Including 2022, the Utah defense has gone 19 straight seasons with an interception returned for a touchdown. It dates back to 2004, the senior year of current defensive coordinator Morgan Scalley's playing career as a safety.

- This run of annual interceptions returned for a touchdown is the longest active streak in FBS football, and is the second-longest such streak since at least 1996. Only Arizona State (20 seasons; 2000-19) has had a longer run in that time.
- Utah's three interception return touchdowns in 2022 have come from Clark Phillips III (vs. Oregon State; at UCLA) and R.J. Hubert (vs. Southern Utah).
- Dating back to last year's conference championship games, Utah owns four interception return touchdowns, most in the Power Five.
- Jonathan Fanene and Steve Fifita scored Utah's pick-sixes in 2004 to begin the streak.

**Power 5 - Consecutive Seasons With an Interception Return TD**

Team	Consecutive Seasons	Year Started
*Utah	19	2004
*Iowa	15	2008
*Ohio State	11	2012

\*Denotes team has an interception return touchdown during 2022

**SPECIAL TEAMS NOTEBOOK****KICKING GAME**

Utah historically has a tradition of outstanding special teams, and a mix of veterans and newcomers are working to return the Utes to that standard. Michigan State transfer Jack Bouwmeester has taken the reins at punter, while the trio of Ben Norton, Jordan Noyes and Jadon Redding are handling kickoff and placekicking duties. Long snapper JT Greep and holder Michael Williams are also back in 2022.

- Bouwmeester, an Australia native, won the starting punter job coming out of Fall camp. He has punted 26 times over the first nine games, including a long of 48 yards at Florida. Rated the No. 6 punting prospect by 247Sports, Bouwmeester was a member of the Michigan State program in 2019 and '20.
- Redding, a Pac-12 All-Conference first-team pick in 2020, holds career marks of 128-of-130 on PATs and 29-of-37 on field goals, with his PAT percentage (.984) tied for third-best in program history. He, Noyes and newcomer Ben Norton have shared kickoff duties throughout the first nine games.
- Redding was 41-of-43 last season on PATs and converted 10 of his 14 field goal attempts. His career-long field goal of 50 yards came during last year's Pac-12 Championship Game.
- Noyes, who walked on in 2020, had multi-field goal games at Florida and Arizona State, seeing a career-long 43-yard make in The Swamp. He is 6-of-8 field goal attempts this season as well as perfect on 30 PATs.
- The 30-year old Noyes is the oldest known kicker in FBS football in 2022. The year he was born, Utah head coach Kyle Whittingham was the defensive coordinator at Idaho State.
- During the Southern Utah game in Week 2, Noyes contributed 13 points with his leg—in part thanks to a 10-for-10 stat line on PAT attempts. His 10 points via PAT tied Noyes for the single-game program record, first set by Andy Phillips in 2013.
- Norton, who redshirted up the road at Utah State in 2018, made his collegiate debut during the win over USC. He provided seven kickoffs in that victory over the Trojans, sending one through the end zone for a touchback.
- Williams, primarily serving as Utah's holder, also chipped in on punt responsibilities down the stretch of 2021. He booted eight punts last season, twice resetting his career-long during the Pac-12 Championship Game with punts of 53 yards and, later, 54 yards.
- Greep transitioned to the starting snapper role midway through 2021, contributing 151 snaps (42 punt, 20 FG, 89 PAT) during his 18 games played at Utah.

**ON THE RETURN GAME**

Wide receivers Money Parks and Devaughn Vele have stepped into the kick and punt return roles, respectively, for Utah in 2022. It comes as the duo look to leave their own marks as returners on the heels of Britain Covey's career with the Utes.

- Vele's 10.9-yard average on punt returns is the top mark in the Pac-12 and No. 12 in the FBS. His 110 all-purpose yards (23 PR, 87 receiving) at UCLA were a career-high. Vele also returned a season-long 23-yard punt in the game vs. USC.
- Parks earned his first kick return opportunity at UCLA, running it back 14 yards.

SELECT OFFENSIVE PLAYER QUICK HITS



**71** **BRAEDEN DANIELS**  
 LT | 6-4 | 297 | JR | CARROLLTON, TEXAS (HEBRON HS)

Instagram: @braeden\_daniels | Twitter: @B\_Daniels71

- 44 career games played, 38 starts (18 at LG, 11 at RT, 9 at LT).
- Pac-12 Offensive Line Player of the Week (Oct. 17).
- Pac-12 All-Conference second-team selection in 2021.
- Started all 14 games in 2021 (3 at LG, 11 at RT).
- All-District in the shot put in high school.
- Enjoys cutting his teammates' hair.



**51** **KEATON BILLS**  
 LG | 6-4 | 314 | SO | DRAPER, UTAH (CORNER CANYON HS)

Instagram: @keaton\_bills | Twitter: @keatonbills

- 28 career games, 20 starts (all at LG).
- Was rated the No. 2 defensive end in the state of Utah out of high school before transitioning to offensive line in 2019 as a true freshman.
- Has nine siblings (4 brothers, 5 sisters).
- Drives a moped.



**54** **PAUL MAILE**  
 C | 6-2 | 304 | JR | SALT LAKE CITY, UTAH (EAST HS)

Instagram: @paulmaile54 | Twitter: @PaulMaile54

- 25 career games, 12 starts (1 at RG, 11 at center).
- Started four games in 2021 including three games at center.
- Two-time Pac-12 Academic Honor Roll.
- Has 10 siblings (4 brothers, 6 sisters).



**52** **MICHAEL MOKOFISI**  
 RG | 6-4 | 321 | R-FR | WOODS CROSS, UTAH (WOODS CROSS HS)

Twitter: @Moke\_801

- 12 career games, 8 starts (1 at LG, 7 at RG).
- Has started all five games in 2022.
- Rated the No. 11 recruit in the state of Utah out of high school.
- Played defensive line in high school, recording 57 tackles as a junior.



**78** **SATAOA LAUMEA**  
 RT | 6-4 | 308 | SO | RIALTO, CALIF. (EISENHOWER HS)

Instagram: @laumea78 | Twitter: @LaumeaSataoa

- Two-time All-Pac-12 selection, earning second-team in 2020 as a redshirt freshman.
- 28 career games, 27 starts (19 at RG, 8 at RT).
- Four-star recruit out of high school.
- Has nine siblings (6 sisters, 3 brothers).



**7** **CAMERON RISING**  
 QB | 6-2 | 218 | JR | VENTURA, CALIF. (UNIV. OF TEXAS)

Career High Pass Yards.....	415 vs. USC (2022)
Season High Pass Yards.....	415 vs. USC
Career High Completions.....	30 vs. USC (2022)
Season High Completions.....	30 vs. USC
Career Long Pass.....	72 at Arizona State (2022)
Season Long Pass.....	72 at Arizona State
Career High Pass TDs.....	4 vs. San Diego State (2022)
Season High Pass TDs.....	4 vs. San Diego State
Career High Rush Yards.....	92 vs. Ohio State (2021)
Season High Rush Yards.....	91 at Florida
Career Long Rush.....	62 vs. Ohio State (2021)
Season Long Rush.....	29 at Florida
Career High Rush TDs.....	3 vs. USC (2022)
Season High Rush TDs.....	3 vs. USC
Last Game.....	12-25, 151 yds, 1 TD vs. Arizona

CAREER PASSING

Year	GP	Cmp	Att	Int	Yds	TD	Long	Avg/G
2020	1	3	6	1	45	0	21	45.0
2021	13	204	320	5	2493	20	49	191.8
2022	8	161	240	3	2006	16	72	250.8
<b>TOTAL</b>	<b>22</b>	<b>368</b>	<b>566</b>	<b>9</b>	<b>4544</b>	<b>36</b>	<b>72</b>	<b>206.5</b>

CAREER RUSHING

Year	GP	Att	Yds	TD	Long	Avg/A	Avg/G
2020	1	1	-11	0	0	-11.0	-11.0
2021	13	74	499	6	62	6.7	38.4
2022	8	49	301	6	29	6.1	37.6
<b>TOTAL</b>	<b>22</b>	<b>124</b>	<b>789</b>	<b>12</b>	<b>62</b>	<b>6.4</b>	<b>35.9</b>

Instagram: @crising7 | Twitter: @crising7

- Pac-12 All-Conference first-team selection in 2021 after also being named a semifinalist for the Mayo Clinic Comeback Player of the Year.
- 22 career games, 20 starts.
- 11 career games with 200+ passing yards, including one 300-yard game (306 at USC, 2021) and one 400-yard game (415 vs. USC)
- Became the first Utah QB since 2013 (Travis Wilson) to pass for 200+ yards in the first four games of the season.
- Named as a Maxwell Award Semifinalist.
- Named Pac-12 Offensive Player of the Week (Oct. 17), which was his third time in career earning Pac-12 Offensive Player of the Week.
- Named Davey O'Brien National Co-Quarterback of the Week (Oct. 18).
- Manning Award Stars of the Week (Oct. 17)
- Davey O'Brien, Johnny Unitas Golden Arm, Manning Awards, Maxwell Award Watch List nominee.
- With the win over Arizona, he has won 15 games at Utah, the 6th most all-time.
- Three-time Pac-12 Offensive Player of the Week.
- His 499 rushing yards in 2021 was the most by a Utah quarterback since 2017.
- Attempted three punts in 2021, landing two inside the 10-yard line (vs. UCLA).
- Was one of 45 quarterbacks invited to the 2022 Manning Passing Academy.
- Nickname is ThiccBoi7.



SELECT OFFENSIVE PLAYER QUICK HITS



**9 TAVION THOMAS**  
**RB | 6-2 | 238 | JR | DAYTON, OHIO (INDEPENDENCE CC)**

Career High Carries.....26 vs. ECU (2018)\*  
 Season High Carries.....23 at Florida  
 Career High Rushing Yards.....177 at Stanford (2021)  
 Season High Rushing Yards.....115 at Florida  
 Career Long Rush.....58 at Stanford (2021)  
 Season Long Rush.....28 at Arizona State  
 Career High Rushing TDs.....4 (2x), Last at Stanford (2021)  
 Season High Rushing TDs.....2 vs. Southern Utah  
 Last Game.....8 rush, 38 yds vs. Arizona

**CAREER RUSHING**

Year	GP	Att	Yds	TD	Long	Avg/A	Avg/G
2018*	10	89	499	6	28	5.6	49.9
2019*	4	40	190	1	38	4.8	47.5
2021	13	204	1108	21	58	5.4	85.2
2022	8	101	452	5	28	4.5	56.5
<b>TOTAL</b>	<b>35</b>	<b>434</b>	<b>2249</b>	<b>33</b>	<b>58</b>	<b>5.2</b>	<b>64.3</b>

\*at Cincinnati

Instagram: @official.thiago0 | Twitter: @thiagoothomas9

- Pac-12 All-Conference first-team selection in 2021.
- 35 career games in FBS football (14 at Cincinnati, 21 at Utah).
- Eight career 100-yard rushing games (2 at Cincinnati, 6 at Utah - 5 in 2021).
- Has 2,249 career rushing yards, including 1,560 at Utah.
- Eight games in his career with multiple rushing touchdowns (6 in 2021, 1 in 2022).
- Broke the Utah single-season rushing touchdown record with 21 through 13 games in 2021.
- Ranked third in the FBS and first in the Pac-12 in rushing touchdowns in 2021 (21).
- Was a state champion in the 4X100 meter relay in high school.
- Considers himself a "sneaker head", obsessed with Jordans.



**2 MICAH BERNARD**  
**RB | 6-0 | 202 | SO | LONG BEACH, CALIF. (GAHR HS)**

Career High Carries.....17 at SDSU (2021)  
 Season High Carries.....12 vs. Ariona  
 Career High Rushing Yards.....146 at BYU (2021)  
 Season High Rushing Yards.....48 vs. Arizona  
 Career Long Rush.....50 at BYU (2021)  
 Season Long Rush.....36 vs. Southern Utah  
 Career High Rushing TDs.....1 (4x), Last vs. USC (2022)  
 Season High Rushing TDs.....1 (2x), Last vs. USC  
 Last Game.....12 rush, 48 yds vs. Arizona

**CAREER RUSHING**

Year	GP	Att	Yds	TD	Long	Avg/A	Avg/G
2019	4	0	0	0	0	0.0	0.0
2020	5	15	76	0	25	5.1	15.2
2021	14	87	523	2	50	6.0	37.4
2022	9	62	266	2	36	4.3	29.6
<b>TOTAL</b>	<b>32</b>	<b>164</b>	<b>865</b>	<b>4</b>	<b>50</b>	<b>5.3</b>	<b>27.0</b>

Instagram: @ctb.mb | Twitter: @ctb\_mb

- 32 career games, nine starts (8 at RB, 1 at CB in 2021).
- Two career 100-yard rushing games, both in 2021.
- Led all of Utah's running backs in 2021 in receptions (26) and receiving yards (251), also scoring two receiving touchdowns.
- Averaged 12.2 yards per carry vs. BYU in 2021, which ranks fourth all-time at Utah.
- After Utah's secondary was plagued with injury toward the end of the 2021 season, Bernard returned to his roots and started at cornerback in the Rose Bowl vs. Ohio State.
- He led the team in tackles vs. Ohio State (10), becoming the first Ute since 2015 to have both a receiving touchdown and a true defensive tackle (not special teams) in the same game.



**1 JAYLON GLOVER**  
**RB | 5-7 | 207 | FR | LAKELAND, FLA. (LAKE GIBSON HS)**

Career High Carries.....20 at Washington State (2022)  
 Season High Carries.....20 at Washington State  
 Career High Rushing Yards.....76 at Washington State (2022)  
 Season High Rushing Yards.....76 at Washington State  
 Career Long Rush.....29 vs. Southern Utah (2022)  
 Season Long Rush.....29 vs. Southern Utah  
 Career High Rushing TDs.....2 vs. Southern Utah (2022)  
 Season High Rushing TDs.....2 vs. Southern Utah  
 Last Game.....8 rush, 69 yds vs. Arizona

**CAREER RUSHING**

Year	GP	Att	Yds	TD	Long	Avg/A	Avg/G
2022	6	65	298	3	29	4.6	49.7
<b>TOTAL</b>	<b>6</b>	<b>65</b>	<b>298</b>	<b>3</b>	<b>29</b>	<b>4.6</b>	<b>49.7</b>

Instagram: @iwayjay.\_\_\_\_ | Twitter: @officiallyjay1

- Rushed for 2 touchdowns against Southern Utah and is the first Utah freshman to rush for multiple touchdowns in a game since Ty Jordan (3) vs. Washington State in 2020.
- Four-star recruit out of high school, recording 6,096 total rushing yards, 80 touchdowns and 32 100-yard rushing games.
- Class 6A Player of the Year and first-team all-state his junior year.
- Had a 4.0 GPA in high school.
- Lives by four pillars: Faith, Family, Academics, Athletics.



**86 DALTON KINCAID**  
**TE | 6-4 | 240 | SR | LAS VEGAS, NEV. (SAN DIEGO)**

Career High Receptions.....16 vs. USC (2022)  
 Season High Receptions.....16 vs. USC  
 Career High Receiving Yards.....234 vs. USC (2022)  
 Season High Receiving Yards.....234 vs. USC  
 Career High Receiving TDs.....4 at Nicholls (2018)\*  
 Season High Receiving TDs.....2 at Arizona State  
 Last Game.....DNP vs. Arizona

**CAREER RECEIVING**


Year	GP	Rec	Yds	TD	Long	Avg/C	Avg/G
2018*	12	24	374	11	42	15.6	31.2
2019*	12	44	835	8	70	19.0	69.6
2020	5	1	14	0	14	14.0	2.8
2021	14	36	510	8	43	14.2	36.4
2022	8	46	614	7	37	13.3	76.8
<b>TOTAL</b>	<b>51</b>	<b>151</b>	<b>2347</b>	<b>34</b>	<b>70</b>	<b>15.5</b>	<b>46.0</b>

\*at San Diego

Instagram: @daltonkincaid | Twitter: @\_DaltonKincaid

- All-Pac-12 honorable mention in 2021.
- 51 career games played in Division I football (24 at San Diego, 27 at Utah).
- Five career 100-yard receiving (4 at San Diego, 1 at Utah) and one 200-yard receiving games.
- Named to the Biletnikoff Award Watch List (Oct. 19).
- Rose Bowl Pac-12, Reese's Senior Bowl Offense Player of the Week (Oct. 17)
- John Mackey Award and Wuerffel Trophy Watch List nominee.
- Played in all 14 games with 13 starts in 2021 at Utah.
- His eight receiving touchdowns in 2021 led all Pac-12 tight ends and ranked fifth among TEs in the FBS.
- Scored at least one touchdown in the final three games of 2021.
- Has a goldendoodle named Dixie that has its own Instagram (@dixieland\_doodle).

SELECT OFFENSIVE PLAYER QUICK HITS



**87 THOMAS YASSMIN**  
TE | 6-5 | 251 | JR | SYDNEY, AUSTRALIA (THE SCOTS COLLEGE)

Career High Receptions.....3 at Washington State (2022)  
Season High Receptions.....3 at Washington State  
Career High Receiving Yards.....72 at Arizona State (2022)  
Season High Receiving Yards.....72 at Arizona State  
Career High Receiving TDs.....1 (2x), Last vs. Arizona (2022)  
Season High Receiving TDs.....1 (2x), Last vs. Arizona  
Last Game.....2 rec., 42 yds, 1 TD vs. Arizona

**CAREER RECEIVING**

Year	GP	Rec	Yds	TD	Long	Avg/C	Avg/G
2019	11	0	0	0	0	0.0	0.0
2020	5	0	0	0	0	0.0	0.0
2021	13	1	6	0	6	6.0	0.5
2022	8	8	164	2	72	20.5	20.5
<b>TOTAL</b>	<b>37</b>	<b>9</b>	<b>170</b>	<b>2</b>	<b>72</b>	<b>18.9</b>	<b>4.6</b>

Instagram: @thomas\_yassmin | Twitter: @TYassmin21

- 37 career games, 4 starts at Utah.
- Career-long 72-yard catch against Arizona State is the fifth-longest by a tight end in the FBS this year.
- The 72-yard snag is also the second-longest by a Utah tight end since at least 1996.
- Uses his rugby background on special teams, recording five tackles on special teams this year (10 in his career).
- Played rugby at The Scots College in New South Wales, Australia with his first time playing American Football coming in 2018 in his first-ever practice as a Ute.



**17 DEVAUGHN VELE**  
WR | 6-5 | 205 | SO | SAN DIEGO, CALIF. (RANCHO BERNARDO HS)

Career High Receptions.....7 vs. Oregon State (2022)  
Season High Receptions.....7 vs. Oregon State  
Career High Receiving Yards.....94 vs. Oregon State (2022)  
Season High Receiving Yards.....94 vs. Oregon State  
Career High Receiving TDs.....2 vs. San Diego State (2022)  
Season High Receiving TDs.....2 vs. San Diego State  
Last Game.....5 rec., 57 yds vs. Arizona

**CAREER RECEIVING**

Year	GP	Rec	Yds	TD	Long	Avg/C	Avg/G
2019	4	0	0	0	0	0.0	0.0
2020	5	2	12	0	9	6.0	2.4
2021	14	23	389	1	45	16.9	27.8
2022	9	38	485	4	25	12.8	53.9
<b>TOTAL</b>	<b>32</b>	<b>63</b>	<b>886</b>	<b>5</b>	<b>45</b>	<b>14.1</b>	<b>27.7</b>

Twitter: @devaughn\_vele

- 32 career games, 15 starts.
- Started his career as a walk-on in 2019, receiving a scholarship in 2020.
- Recorded his first multiple career touchdown game against San Diego State in 2022.
- Averaged a team-high 16.9 yards per catch in 2021, earning the nickname "Big Play Vele."
- Was a two-sport athlete in high school (football, basketball).
- Served a church mission in Samoa.



**21 SOLOMON ENIS**  
WR | 6-3 | 206 | SR | PHOENIX, ARIZ. (NORTH CANYON HS)

Career High Receptions.....7 at SDSU (2021)  
Season High Receptions.....3 (2x), Last at Arizona State  
Career High Receiving Yards.....62 (2x), Last vs. Weber State (2021)  
Season High Receiving Yards.....35 vs. San Diego State  
Career High Receiving TDs.....1 (4x), Last vs. San Diego State (2022)  
Season High Receiving TDs.....1 vs. San Diego State  
Last Game.....No stats vs. Arizona

**CAREER RECEIVING**

Year	GP	Rec	Yds	TD	Long	Avg/C	Avg/G
2018	14	13	179	1	29	13.8	12.8
2019	14	14	158	0	41	11.3	11.3
2020	5	11	108	1	25	9.8	21.6
2021	11	22	248	1	24	11.3	11.3
2022	7	10	83	1	15	8.3	11.9
<b>TOTAL</b>	<b>51</b>	<b>70</b>	<b>776</b>	<b>4</b>	<b>41</b>	<b>11.1</b>	<b>15.2</b>

Instagram: @s.enis21 | Twitter: @SolomonEnis

- 51 career games, 20 starts.
- Played in 11 games with five starts in 2021, battling a season-long injury.
- Hadn't missed a game until 2021 (38 straight games).
- Has caught at least one pass in 36 of the 51 games he has appeared in.
- Four-star recruit out of high school.
- Father, Curtis, was an All-American running back at Penn State, also playing in the NFL for three seasons with Chicago.



**25 JAYLEN DIXON**  
WR | 5-9 | 170 | SR | FRISCO, TEXAS (LONE STAR HS)

Career High Receptions.....9 vs. Northwestern (2018)  
Season High Receptions.....4 vs. Arizona  
Career High Receiving Yards.....125 at Colorado (2018)  
Season High Receiving Yards.....34 vs. Arizona  
Career High Receiving TDs.....1 (5x), Last vs. Oregon State (2022)  
Season High Receiving TDs.....1 vs. Oregon State  
Last Game.....4 rec., 34 yds, 1 rush, 7 yds, 1 TD vs. Arizona

**CAREER RECEIVING**

Year	GP	Rec	Yds	TD	Long	Avg/C	Avg/G
2018	14	32	589	2	61	18.4	42.1
2019	14	24	343	1	41	14.3	24.5
2021	10	5	76	1	29	15.2	7.6
2022	9	14	158	1	27	11.3	17.6
<b>TOTAL</b>	<b>47</b>	<b>75</b>	<b>1166</b>	<b>5</b>	<b>61</b>	<b>15.5</b>	<b>24.8</b>

Instagram: @jdixon\_25 | Twitter: @jdixon\_\_25

- 47 career games, 13 starts.
- Two career 100-yard receiving games (both in 2018).
- His 15.5 yards per catch through 47 career games is the highest on the team.
- Collected his first multi-touchdown game (2 TDs) against Oregon State (10/1/22)
- Competed in the 100 and 200 meters and the long jump in high school.

SELECT DEFENSIVE PLAYER QUICK HITS



**7 VAN FILLINGER**  
DE | 6-4 | 256 | SO | DRAPER, UTAH (CORNER CANYON HS)

Career High Tackles ..... 7 vs. Oregon (2021)  
 Season High Tackles ..... 5 (2x), Last at UCLA  
 Career High TFL ..... 3.0 vs. Washington State (2021)  
 Season High TFL ..... 1.5 (2x), Last at Washington State  
 Career High Sacks ..... 3.0 vs. Washington State (2021)  
 Season High Sacks ..... 1.5 (2x), Last at Washington State  
 Last Game ..... DNP vs. Arizona

**CAREER DEFENSE**

Year	GP	Solo	Ast	Tot	TFL	Sacks	Int	PD	FF	FR	Blk
2020	5	2	1	3	0.0	0.0	0	0	0	0	0
2021	14	25	16	41	9.5	5.5	0	0	0	0	0
2022	8	10	8	18	5.0	5.0	0	0	1	0	0
<b>TOTAL</b>	<b>27</b>	<b>37</b>	<b>25</b>	<b>62</b>	<b>14.5</b>	<b>10.5</b>	<b>0</b>	<b>0</b>	<b>1</b>	<b>0</b>	<b>0</b>

Instagram: @vaanfilli | Twitter: @van\_filli

- 27 career games, 19 starts.
- Leads the team in sacks (5.0), second-most TFL on the defensive line.
- Led all Pac-12 freshmen in sacks in 2021 (5.5).
- Became the first Utah freshmen to have three sacks in a game vs. Washington State in 2021.
- Corner Canyon HS went 37-1 with Fillinger on the field.
- Utah state champion in the shot put.
- Enjoys crocs and mullets.



**47 MIKI SUGUTURAGA**  
DE | 6-4 | 264 | SO | KANEHOE, HAWAII (PUNAHOU SCHOOL)

Career High Tackles ..... 4 at Florida (2022)  
 Season High Tackles ..... 4 at Florida  
 Career High TFL ..... 1.0 at Stanford (2021)  
 Season High TFL ..... 0.5 at Florida  
 Career High Sacks ..... 1.0 at Stanford (2021)  
 Season High Sacks ..... --  
 Last Game ..... No stats vs. Arizona

**CAREER DEFENSE**

Year	GP	Solo	Ast	Tot	TFL	Sacks	Int	PD	FF	FR	Blk
2019	2	1	0	1	0.0	0.0	0	0	0	0	0
2020	2	0	0	0	0.0	0.0	0	0	0	0	0
2021	7	3	1	4	1.0	1.0	0	0	1	0	0
2022	9	6	5	11	0.5	0.0	0	1	0	0	0
<b>TOTAL</b>	<b>20</b>	<b>10</b>	<b>6</b>	<b>16</b>	<b>1.5</b>	<b>1.0</b>	<b>0</b>	<b>1</b>	<b>1</b>	<b>0</b>	<b>0</b>

Instagram: @sugudaddy

- 20 career games with seven starts in 2022.
- Played in seven games in 2021, recording his first career sack at Stanford.
- Cousin of former Utah and NFL players Chris and Ma'ake Kemoeatu.
- Considers himself a professional speed eater and juggler.
- Can also do a handstand for a fairly long amount of time.



**83 JONAH ELLISS**  
DE | 6-2 | 241 | SO | MOSCOW, IDAHO (MOSCOW SENIOR HS)


Career High Tackles ..... 4 vs. USC (2022)  
 Season High Tackles ..... 4 vs. USC  
 Career High TFL ..... 2.0 vs. Southern Utah (2022)  
 Season High TFL ..... 2.0 vs. Southern Utah  
 Career High Sacks ..... 1.0 (2x), Last vs. USC (2022)  
 Season High Sacks ..... 1.0 vs. USC  
 Last Game ..... 2 tackles, 0.5 sack (3 yards), 1 FF, 1 FR vs. Arizona

**CAREER DEFENSE**

Year	GP	Solo	Ast	Tot	TFL	Sacks	Int	PD	FF	FR	Blk
2021	14	9	6	15	1.0	1.0	0	0	0	2	0
2022	9	13	9	22	4.5	1.5	0	0	2	2	0
<b>TOTAL</b>	<b>23</b>	<b>22</b>	<b>15</b>	<b>37</b>	<b>5.5</b>	<b>2.5</b>	<b>0</b>	<b>0</b>	<b>2</b>	<b>4</b>	<b>0</b>

Instagram: @jonah.elliss | Twitter: @jonah\_elliss

- 23 career games, seven starts (all in 2022).
- Played linebacker in 2021, making the switch to defensive end in the spring of 2022.
- Elliss and R.J. Hubert share the team lead both in forced fumbles and recoveries (2).
- Rated the No. 1 recruit in the state of Idaho out of high school.
- His father, Luther, is Utah's defensive tackles coach and an All-American for the Utes from 1991-94 - playing in the NFL for 10 years.



**91 GABE REID**  
DE | 6-0 | 247 | SR | AMERICAN FORK, UTAH (STANFORD)

Career High Tackles ..... 10 at Arizona State (2021)\*  
 Season High Tackles ..... 7 vs. San Diego State  
 Career High TFL ..... 3.0 (2x), Last at Oregon State (2021)\*  
 Season High TFL ..... 2.0 (2x), Last vs. USC  
 Career High Sacks ..... 2.0 (2x), Last at Arizona State (2022)  
 Season High Sacks ..... 2.0 at Arizona State  
 Last Game ..... 2 tackles vs. Arizona

**CAREER DEFENSE**

Year	GP	Solo	Ast	Tot	TFL	Sacks	Int	PD	FF	FR	Blk
2018*	13	19	16	35	7.5	5.5	0	0	0	0	0
2019*	12	27	16	43	9.0	2.0	0	2	0	0	0
2020*	5	12	15	27	4.0	2.0	0	0	0	1	0
2021*	12	33	29	62	10.0	0.5	1	4	0	0	0
2022	8	13	6	19	5.5	3.5	0	1	0	0	0
<b>TOTAL</b>	<b>50</b>	<b>104</b>	<b>82</b>	<b>186</b>	<b>36.0</b>	<b>13.5</b>	<b>1</b>	<b>7</b>	<b>0</b>	<b>1</b>	<b>0</b>

\*at Stanford

Instagram: @\_gabe\_reid\_ | Twitter: @gabereid90

- 50 career games played (42 games, 24 starts at Stanford from 2018-21).
- Third on the team in TFL (5.5) and sacks (3.5).
- Averaging 0.5 sacks in Pac-12 play, ranking fourth of defensive linemen.
- Combined with his brother, Karene, for 12.5 TFL - most this season by a Power Five set of brothers.
- Had back-to-back TFL vs. USC, including a 20-yard sack that also went as a third-down stop.
- Pac-12 All-Academic Team in 2018.
- Joined his brother, fellow Ute and linebacker Karene Reid, ahead of the 2022 season.

SELECT DEFENSIVE PLAYER QUICK HITS



**58 JUNIOR TAFUNA**  
DT | 6-3 | 300 | SO | TAYLORSVILLE, UTAH (BINGHAM HS)

Career High Tackles..... 9 at Arizona (2021)  
Season High Tackles..... 6 vs. Oregon State  
Career High TFL..... 1.5 (2x), Last vs. Oregon (2021)  
Season High TFL..... 1.0 (2x), Last vs. San Diego State  
Career High Sacks..... 1.5 vs. Oregon (2021)  
Season High Sacks..... --  
Last Game..... No stats vs. Arizona

**CAREER DEFENSE**

Year	GP	Solo	Ast	Tot	TFL	Sacks	Int	PD	FF	FR	Blk
2021	13	22	11	33	5.5	4.5	0	1	0	1	0
2022	9	13	9	22	2.5	0.0	1	1	0	0	0
<b>TOTAL</b>	<b>22</b>	<b>35</b>	<b>20</b>	<b>55</b>	<b>8.0</b>	<b>4.5</b>	<b>1</b>	<b>2</b>	<b>0</b>	<b>1</b>	<b>0</b>

Instagram: @jmtafuna58 | Twitter: @JuniorTafuna45

- 2021 Pac-12 Freshman Defensive Player of the Year.
- 22 career games played with 20 straight starts.
- First career interception came vs. Southern Utah in 2022.
- Played in 13 games with 11 starts in 2021.
- Rated the No. 7 recruit in the state of Utah out of high school.
- Served a church mission in Praia, Cape Verde.



**95 ALIKI VIMAHI**  
DT | 6-4 | 307 | SO | KAHUKU, HAWAII (KAHUKU HS)


Career High Tackles..... 4 vs. Oregon State (2022)  
Season High Tackles..... 4 vs. Oregon State  
Career High TFL..... 1.0 (3x), Last vs. Arizona (2022)  
Season High TFL..... 1.0 vs. Arizona  
Career High Sacks..... 1.0 (3x), Last vs. Arizona (2022)  
Season High Sacks..... 1.0 vs. Arizona  
Last Game..... 2 tackles, 1.0 sack (12 yards) vs. Arizona

**CAREER DEFENSE**

Year	GP	Solo	Ast	Tot	TFL	Sacks	Int	PD	FF	FR	Blk
2021	10	9	3	12	2.0	2.0	0	3	0	0	0
2022	9	3	7	10	1.5	1.0	0	0	0	0	0
<b>TOTAL</b>	<b>19</b>	<b>12</b>	<b>10</b>	<b>22</b>	<b>3.5</b>	<b>3.0</b>	<b>0</b>	<b>3</b>	<b>0</b>	<b>0</b>	<b>0</b>

Instagram: @alikillah | Twitter: @AlikiVimahi

- 19 career games played, nine starts.
- Seven starts this season.
- Had a three-yard sack vs. Washington State in 2021 in his collegiate debut.
- All-State in high school, earning a spot in the Polynesian Bowl.
- Brother, Enokk, plays football at Ohio State.



**3 MOHAMOUD DIABATE**  
LB | 6-4 | 222 | SR | AUBURN, ALA. (UNIV. OF FLORIDA)

Career High Tackles..... 12 at South Carolina (2021)\*  
Season High Tackles..... 9 at Florida  
Career High TFL..... 4.0 vs. Oregon State (2022)  
Season High TFL..... 4.0 vs. Oregon State  
Career High Sacks..... 3.0 vs. Vanderbilt (2019)\*  
Season High Sacks..... 1.5 at Washington State  
Last Game..... 1 tackle, 0.5 TFL (1 yard) vs. Arizona

**CAREER DEFENSE**

Year	GP	Solo	Ast	Tot	TFL	Sacks	Int	PD	FF	FR	Blk
2019*	13	7	11	18	4.5	4.5	0	0	1	0	0
2020*	12	33	36	69	7.0	1.5	1	2	2	0	0
2021*	12	33	56	89	2.5	0.0	0	0	0	0	0
2022	7	17	17	34	6.5	1.5	0	0	0	0	0
<b>TOTAL</b>	<b>44</b>	<b>90</b>	<b>120</b>	<b>210</b>	<b>20.5</b>	<b>7.5</b>	<b>1</b>	<b>2</b>	<b>3</b>	<b>0</b>	<b>0</b>

\*at Florida

Instagram: @mohamoud\_ | Twitter: @MDiabate11

- 44 career games in FBS football, 24 starts (37 games and 17 starts at Florida, 2019-21).
- Second on the team with 6.5 TFL.
- Averaging 1.3 TFL per game in Pac-12 play, tied for fourth in the league.
- Four career double-digit tackle games.
- Three games at Utah with five-plus tackles; averaging 4.8 stops per game as a Ute.
- Four-star recruit out of high school.
- Sister, Fanta, ran track and field at UAB.



**21 KARENE REID**  
LB | 6-0 | 227 | SO | AMERICAN FORK, UTAH (TIMPVIEW HS)

Career High Tackles..... 15 vs. Washington State (2021)  
Season High Tackles..... 10 at Arizona State  
Career High TFL..... 1.5 (3x), Last at Washington State (2022)  
Season High TFL..... 1.5 (3x), Last at Washington State  
Career High Sacks..... 1.0 (4x), Last at Washington State (2022)  
Season High Sacks..... 1.0 (3x), Last at Washington State  
Last Game..... 4 tackles, 0.5 sack (3 yards) vs. Arizona

**CAREER DEFENSE**

Year	GP	Solo	Ast	Tot	TFL	Sacks	Int	PD	FF	FR	Blk
2021	10	22	23	45	2.0	1.0	1	3	0	0	0
2022	9	25	26	51	7.0	4.0	1	3	1	0	0
<b>TOTAL</b>	<b>19</b>	<b>47</b>	<b>49</b>	<b>96</b>	<b>9.0</b>	<b>5.0</b>	<b>2</b>	<b>6</b>	<b>1</b>	<b>0</b>	<b>0</b>

Instagram: @kreid2121 | Twitter: @k\_reid41

- 19 career games, 15 starts.
- Leads the team in TFL (7.0) and has the second-most sacks (4.0).
- Most total tackles in the linebacker room (51).
- Has at least an assisted sack in four straight games.
- Combined with his brother, Gabe, for 12.5 TFL - most this season by a Power Five set of brothers.
- Walked on the team in 2021, earning a scholarship in the spring of 2022.
- His career-high 15 tackles vs. Washington State was the most by an FBS freshman in 2021, and the most by a Utah freshman since 2005.
- Father, Spencer, played football at BYU from 1994-97, going on to play for Arizona in the NFL for two seasons.
- Brother, Gabe, is a graduate transfer defensive end for the Utes after playing in 42 career games at Stanford.

SELECT DEFENSIVE PLAYER QUICK HITS



**20 LANDER BARTON**  
LB | 6-4 | 230 | FR | COTTONWOOD HEIGHTS, UTAH (BRIGHTON HS)

Career High Tackles .....4 (4x), Last vs. Arizona (2022)  
 Season High Tackles.....4 (4x), Last vs. Arizona  
 Career High TFL.....1.0 (3x), Last vs. Arizona (2022)  
 Season High TFL.....1.0 (3x), Last vs. Arizona  
 Career High Sacks.....1.0 (3x), Last vs. Arizona (2022)  
 Season High Sacks.....1.0 (3x), Last vs. Arizona  
 Last Game.....4 tackles, 1.0 sack, 1 forced fumble vs. Arizona

**CAREER DEFENSE**

Year	GP	Solo	Ast	Tot	TFL	Sacks	Int	PD	FF	FR	Blk
2022	9	14	10	24	4.0	3.0	0	0	1	0	0
<b>TOTAL</b>	<b>9</b>	<b>14</b>	<b>10</b>	<b>24</b>	<b>4.0</b>	<b>3.0</b>	<b>0</b>	<b>0</b>	<b>1</b>	<b>0</b>	<b>0</b>

Instagram: @landerbarton | Twitter: @BanderLarton

- First starts of his career came vs. San Diego State and at Arizona State.
- Forced his first career fumble vs. Arizona.
- Four-star recruit and No. 17 linebacker nationally out of high school.
- High School All-American.
- Also played basketball in high school and averaged 19.0 points and 1.3 steals per game to earn all-state.
- Comes from Utah Athletics "royalty" with his mother being a Crimson Club Hall of Fame inductee as an All-American in basketball and volleyball, his two brothers (Cody & Jackson) playing football at Utah and in the NFL, his father playing football and baseball for the Utes and his sister, Dani being an All-American volleyball alum.



**1 CLARK PHILLIPS III**  
CB | 5-10 | 183 | SO | LAKEWOOD, CALIF. (LA HABRA HS)

Career High Tackles .....9 (2x), Last at USC (2021)  
 Season High Tackles.....4 vs. USC  
 Career High PBU.....3 at USC (2021)  
 Season High PBU.....2 vs. USC  
 Last Game.....2 tackles vs. Arizona

**CAREER DEFENSE**

Year	GP	Solo	Ast	Tot	TFL	Sacks	Int	PD	FF	FR	Blk
2020	5	22	3	25	2.0	0.0	1	2	0	1	0
2021	14	46	17	63	1.0	0.0	2	15	2	0	0
2022	9	14	7	21	2.0	1.0	5	7	0	0	0
<b>TOTAL</b>	<b>28</b>	<b>82</b>	<b>27</b>	<b>109</b>	<b>5.0</b>	<b>1.0</b>	<b>8</b>	<b>25</b>	<b>2</b>	<b>1</b>	<b>0</b>

Instagram: @clarkphillipsIII | Twitter: @ClarkPhillips21

- Semifinalist for the 2022 Jim Thorpe Award
- Midseason All-America First Team (Associated Press, CBS, College Football Network, PFF, Sporting News, The Athletic)
- Has started every game (28) since he came to campus in 2020.
- Tied for the FBS lead both in interceptions per game (0.6) and total interceptions (5).
- Shares second place in the Pac-12 for passes defended in conference play (7).
- Six passes defended (including two pick-sixes) in the last five games.
- Named Chuck Bednarik, Walter Camp, Jim Thorpe and Pac-12 Defensive Player of the Week after a three-interception game vs. Oregon State.
- Pac-12 All-Conference in 2021, earning second-team honors.
- Averaging 3.9 tackles per game in his career.
- One of two active Power Five players with four-plus pick-sixes in their career.
- Became the first Ute since 2009 with three interceptions in a game (vs. Oregon State).
- Led the Pac-12 with 15 passes defended in 2021.
- Was a four-star recruit out of high school, rated the No. 4 cornerback in the country.



**4 JATRAVIS BROUGHTON**  
CB | 5-11 | 191 | JR | TULSA, OKLA. (UNION HS)

Career High Tackles .....9 vs. Oregon State (2020)  
 Season High Tackles.....7 vs. Oregon State  
 Career High PBU.....2 vs. Washington State (2020)  
 Season High PBU.....1 at Florida  
 Last Game.....6 tackles, 1.0 sack (10 yards), 1 PBU vs. Arizona

**CAREER DEFENSE**

Year	GP	Solo	Ast	Tot	TFL	Sacks	Int	PD	FF	FR	Blk
2019	14	7	1	8	0.0	0.0	1	1	0	0	0
2020	5	18	8	26	1.5	0.0	0	4	0	1	0
2021	2	7	2	9	1.0	0.0	0	2	0	0	0
2022	9	26	8	34	2.0	1.0	0	2	0	0	0
<b>TOTAL</b>	<b>30</b>	<b>58</b>	<b>19</b>	<b>77</b>	<b>4.5</b>	<b>1.0</b>	<b>1</b>	<b>9</b>	<b>0</b>	<b>1</b>	<b>0</b>

Instagram: @jt4life4eva | Twitter: @JT4LIFE4EVA

- All-Pac-12 honorable mention in 2020.
- 30 career games with 16 starts (including all nine games this season).
- First career sack went for 10 yards vs. Arizona.
- Returned in 2022 after suffering a season-ending injury two games into the 2021 season.
- Helped his high school to a state championship in football and track and field his senior season.



**8 COLE BISHOP**  
SS | 6-2 | 206 | SO | PEACHTREE CITY, GA. (STARR'S MILL HS)

Career High Tackles .....12 at Florida (2022)  
 Season High Tackles.....12 at Florida  
 Career High PBU.....2 vs. Oregon (2021)  
 Season High PBU.....1 (2x), Last at Arizona State  
 Last Game.....2 tackles vs. Arizona

**CAREER DEFENSE**

Year	GP	Solo	Ast	Tot	TFL	Sacks	Int	PD	FF	FR	Blk
2021	10	35	19	54	9.0	3.0	0	5	0	1	1
2022	9	30	25	55	5.0	1.0	1	3	0	0	0
<b>TOTAL</b>	<b>19</b>	<b>65</b>	<b>44</b>	<b>109</b>	<b>14.0</b>	<b>4.0</b>	<b>1</b>	<b>8</b>	<b>0</b>	<b>1</b>	<b>1</b>

Instagram: @colebishop8 | Twitter: @Cole\_bishop\_8

- Pac-12 All-Conference honorable mention as a true freshman in 2021.
- 19 career games, 14 starts.
- Leads the team in tackles (55).
- Averaging 5.74 tackles per game in his career, second of Pac-12 secondary players.
- His 12 stops at Florida were the most in a Utah season-opener since 2015.
- Led all true freshmen on the team in 2021 in total tackles (54).
- Was a three-star recruit out of high school, earning all-state honors.
- Also rushed for 145 yards and a touchdown as a senior in high school.

SELECT DEFENSIVE PLAYER QUICK HITS



**11** | **R.J. HUBERT**  
 FS | 6-0 | 198 | SR | LOGANDALE, NEV. (MOAPA VALLEY HS)

Career High Tackles .....12 vs. Oregon State (2022)  
 Season High Tackles.....12 vs. Oregon State  
 Career High PBU.....2 vs. USC (2022)  
 Season High PBU.....2 vs. USC  
 Last Game.....1 tackle, 1 fumble recovery vs. Arizona

**CAREER DEFENSE**

Year	GP	Solo	Ast	Tot	TFL	Sacks	Int	PD	FF	FR	Blk
2018	7	2	0	2	0.0	0.0	0	0	0	0	0
2019	13	15	7	22	0.0	0.0	0	1	1	0	0
2020	4	0	0	0	0.0	0.0	0	0	0	0	0
2021	1	0	0	0	0.0	0.0	0	0	0	0	0
2022	9	41	13	54	2.0	0.0	2	4	2	2	0
<b>TOTAL</b>	<b>34</b>	<b>58</b>	<b>20</b>	<b>78</b>	<b>2.0</b>	<b>0.0</b>	<b>2</b>	<b>5</b>	<b>3</b>	<b>2</b>	<b>0</b>

Instagram: @mamba\_xi

- 34 career games, 11 starts.
- Nine-plus tackles in three of the last five games.
- His 109 interception return yards ranks third in the Pac-12.
- Semifinalist for the 2022 William V. Campbell Trophy.
- Set the Rice-Eccles Stadium facility record with 70 interception return yards vs. Oregon State.
- First career interception was returned 39 yards for a touchdown vs. Southern Utah.
- Recovered a fumble at Florida and returned it 47 yards, the longest fumble recovery return by the Utes since 2019.
- Played in one game in 2021, returning from injury to play in the Rose Bowl vs. Ohio State.
- Offensive Player of the Year in high school.
- Standout in track, achieving 6'7" in the high jump while running a 11.23 in the 100-meter dash.
- Has volunteered at the veteran wing of the Utah Hospital system, as well as reading to elementary school children in Salt Lake City.



**15** | **MALONE MATAELE**  
 NB | 5-11 | 184 | JR | PLACENTIA, CALIF. (SANTA MARGARITA CATHOLIC)

Career High Tackles .....5 at BYU (2021)  
 Season High Tackles.....2 (2x), Last vs. USC  
 Career High PBU.....2 vs. Washington State (2020)  
 Season High PBU.....--  
 Last Game.....1 tackle vs. Arizona

**CAREER DEFENSE**

Year	GP	Solo	Ast	Tot	TFL	Sacks	Int	PD	FF	FR	Blk
2018	4	0	0	0	0.0	0.0	0	0	0	0	0
2019	8	4	0	4	0.0	0.0	0	0	0	0	0
2020	4	4	1	5	0.0	0.0	0	3	0	0	0
2021	11	17	11	28	2.5	0.0	1	3	0	0	0
2022	7	5	1	6	0.0	0.0	0	0	0	0	0
<b>TOTAL</b>	<b>34</b>	<b>30</b>	<b>13</b>	<b>43</b>	<b>2.5</b>	<b>0.0</b>	<b>1</b>	<b>6</b>	<b>0</b>	<b>0</b>	<b>0</b>

Instagram: @thetonganterror | Twitter: @Malone\_Mataele

- 34 career games with 10 starts.
- Made the transition to nickel back in 2020.
- First career interception came in Utah's win over Oregon in the Pac-12 Championship game in 2021.
- Was all-state as a kick returner in high school.

SELECT SPECIAL TEAMS PLAYER QUICK HITS



**97 JADON REDDING**  
PK | 5-11 | 194 | JR | FREDERICKSBURG, VA. (COLONIAL FORGE HS)

Career High FG Made .....3 (3x), Last at Colorado (2020)  
Season High FG Made.....1 vs. Arizona  
Career Long FG.....50 vs. Oregon (2021)  
Season Long FG.....27 vs. Arizona  
Last Game.....6-for-6 PAT, 1-for-1 FG, 8 kickoffs vs. Arizona

**CAREER KICKOFFS**

Year	GP	Att	Yds	Avg	TB	OB
2019	14	0	0	--	0	0
2020	5	0	0	--	0	0
2021	12	19	1193	62.7	10	0
2022	8	29	1787	61.6	9	0
<b>TOTAL</b>	<b>39</b>	<b>48</b>	<b>2980</b>	<b>62.1</b>	<b>19</b>	<b>0</b>

**CAREER KICKING**

Year	GP	FGM	FGA	Long	PATM	PAT	Pts
2019	14	10	13	42	56	56	86
2020	5	8	8	44	17	17	41
2021	12	10	14	50	41	43	71
2022	8	1	2	27	14	14	17
<b>TOTAL</b>	<b>39</b>	<b>29</b>	<b>37</b>	<b>50</b>	<b>128</b>	<b>130</b>	<b>215</b>

Instagram: @jadon\_redding | Twitter: @jadonlr

- All-Pac-12 first-team selection in 2020.
- 39 career games played.
- Tied for third all-time at Utah in career PAT percentage (.984).
- Hit a career-long 50-yard field goal in Utah's win over Oregon in the Pac-12 Championship game in 2021.
- Played football and soccer in high school.



**38 BEN NORTON**  
KO | 6-0 | 150 | R-SR | FISHERS, IND. (UTAH STATE)

Career High KO.....7 vs. USC (2022)  
Season High KO.....7 vs. USC  
Career High KO Yards.....437 vs. USC (2022)  
Season High KO Yards.....437 vs. USC  
Career High FG Made.....--  
Season High FG Made.....--  
Career Long FG.....--  
Season Long FG.....--  
Last Game.....DNP vs. Arizona

**CAREER KICKOFFS**

Year	GP	Att	Yds	Avg	TB	OB
2022	1	7	437	62.4	1	0
<b>TOTAL</b>	<b>1</b>	<b>7</b>	<b>437</b>	<b>62.4</b>	<b>1</b>	<b>0</b>

**CAREER KICKING**

Year	GP	FGM	FGA	Long	PATM	PAT	Pts
2022	1	0	0	0	0	0	0
<b>TOTAL</b>	<b>1</b>	<b>0</b>	<b>0</b>	<b>0</b>	<b>0</b>	<b>0</b>	<b>0</b>

Instagram: @bennorton2

- Made his collegiate debut handling kickoff duties vs. USC.
- Was a member of the Utah State football program in 2018, redshirting the season.
- Lettered in football at Fishers HS in Indiana, being nominated for the NFF Scholar-Athlete Award.



**67 JORDAN NOYES**  
KO | 5-10 | 196 | SO | HIGHAM, KENT, ENGLAND (GAD'S HILL)

Career High KO.....8 vs. Washington State (2020)  
Season High KO.....7 vs. Southern Utah  
Career High KO Yards.....503 vs. Washington State (2020)  
Season High KO Yards.....427 vs. Southern Utah  
Career High FG Made.....2 (3x), Last at Arizona State (2022)  
Season High FG Made.....2 (2x), Last at Arizona State  
Career Long FG.....43 at Florida (2022)  
Season Long FG.....43 at Florida  
Last Game.....DNP vs. Arizona

**CAREER KICKOFFS**

Year	GP	Att	Yds	Avg	TB	OB
2020	5	26	1649	63.4	11	0
2021	13	69	4249	61.6	29	2
2022	8	26	1606	61.8	10	3
<b>TOTAL</b>	<b>26</b>	<b>121</b>	<b>7504</b>	<b>62.0</b>	<b>50</b>	<b>5</b>

**CAREER KICKING**

Year	GP	FGM	FGA	Long	PATM	PAT	Pts
2020	5	0	0	0	0	0	0
2021	13	2	4	33	0	0	6
2022	8	6	8	43	30	30	48
<b>TOTAL</b>	<b>26</b>	<b>8</b>	<b>12</b>	<b>43</b>	<b>30</b>	<b>30</b>	<b>54</b>

Instagram: @j\_noyes23 | Twitter: @jordannoyes23

- 26 career games.
- Tied program record with 10 made PATs vs. Southern Utah in 2022.
- Walked on the team in the fall of 2020.
- Played football, soccer, rugby and gymnastics in England.
- Cousin is married to former Ute All-American kicker Matt Gay.
- Oldest player on the team (30).
- First person in his family to move to the United States.

SELECT SPECIAL TEAMS PLAYER QUICK HITS



**34 JACK BOUWMEESTER**  
 P | 6-2 | 194 | JR | BENDIGO, AUSTRALIA (MICHIGAN STATE)

Career High Punts.....5 vs. San Diego State (2022)  
 Season High Punts.....5 vs. San Diego State  
 Career High Average.....46.5 at Florida (2022)  
 Season High Average.....46.5 at Florida  
 Career Long.....48 at Florida (2022)  
 Season Long.....48 at Florida  
 Last Game.....2 punts (both inside-20, long 47 yards) vs. Arizona

**CAREER PUNTING**

Year	GP	Att	Yds	Avg	Long	In 20
2022	9	26	1021	39.3	48	9
<b>TOTAL</b>	<b>9</b>	<b>26</b>	<b>1021</b>	<b>39.3</b>	<b>48</b>	<b>9</b>

Twitter: @jackbouwie

- Member of the Michigan State team from 2019-20, but didn't see action.
- Rated the No. 6 punting prospect by 247Sports out of Bendigo Catholic College.
- Trained with ProKick Australia.
- Was also an opening bowler on his cricket team.



**57 JT GREEP**  
 SN | 6-0 | 225 | SO | GLENDORA, CALIF. (GLENDORA HS)

Instagram: @jtgreep | Twitter: @jtgreep

- 18 career games.
- 80 snaps in 2022 (26 punt, 10 FG, 44 PAT).
- Earned his first career fumble recovery in the game at Washington State.
- Recorded 71 total snaps in 2021 after taking over as the starter five games into the season.
- Rubio Long Snapping ranked him as the No. 1 long snapper in the state of California out of high school.
- Led his high school team in receiving touchdowns and sacks his senior year.



**17 DEVAUGHN VELE**  
 PR | 6-5 | 205 | SO | SAN DIEGO, CALIF. (RANCHO BERNARDO HS)

Career High PR Yards .....60 vs. San Diego State (2022)  
 Season High PR Yards.....60 vs. San Diego State  
 Career Long PR.....27 at BYU (2021)  
 Season Long PR.....23 vs. USC  
 Career High All-Purpose Yards.....110 at UCLA (2022)  
 Season High All-Purpose Yards .....110 at UCLA

**CAREER RETURNS**

Year	GP	PR	Yds	Lg	TD	Avg/R
2019	4	0	0	0	0	0
2020	5	0	0	0	0	0
2021	14	1	27	27	0	27
2022	9	18	196	23	0	10.9
<b>TOTAL</b>	<b>32</b>	<b>19</b>	<b>223</b>	<b>27</b>	<b>0</b>	<b>11.7</b>

Twitter: @devaughn\_vele

- 32 career games, 15 starts.
- Averaging 10.2 yards per return in Pac-12 play, ranking third in the league.
- Named primary punt returner heading into the 2022 season.
- Started his career as a walk-on in 2019, receiving a scholarship in 2020.
- Was a two-sport athlete in high school (football, basketball).
- Served a church mission in Samoa.



SELECT INDIVIDUAL GAME-BY-GAME

QUARTERBACKS

#7 Cameron Rising (6-2, 218, Jr.)

Game	C-A-I	PCT	YDS	TD	LG
at Florida	22-32-1	.687	216	1	37
SUU	17-23-0	.739	254	3	37
SDSU	18-30-0	.600	224	4	30
at ASU	19-29-1	.655	260	2	72
Oregon St.	19-25-0	.760	199	3	20
at UCLA	23-32-1	.719	287	0	25
USC	30-44-0	.682	415	2	45
at WSU	DNP	--	--	--	--
Arizona	13-25-0	.520	151	1	30
<b>TOTALS</b>	<b>161-240-3</b>	<b>.670</b>	<b>2006</b>	<b>16</b>	<b>72</b>

Game	RUSH	YDS	AVG	TD	LG
at Florida	7	91	13.0	0	29
SUU	1	-5	0.0	0	0
SDSU	5	4	0.8	0	15
at ASU	3	27	9.0	0	11
Oregon St.	7	73	10.4	1	24
at UCLA	13	59	4.5	2	17
USC	11	60	5.4	3	21
at WSU	DNP	--	--	--	--
Arizona	2	-7	0.0	0	0
<b>TOTALS</b>	<b>49</b>	<b>301</b>	<b>6.1</b>	<b>6</b>	<b>29</b>

#16 Bryson Barnes (6-1, 206, So.)

Game	C-A-I	PCT	YDS	TD	LG
at Florida	DNP	--	--	--	--
SUU	6-6-0	1.000	98	1	29
SDSU	0-0-0	.000	0	0	0
at ASU	0-0-0	.000	0	0	0
Oregon St.	0-0-0	.000	0	0	0
at UCLA	DNP	--	--	--	--
USC	DNP	--	--	--	--
at WSU	17-27-0	.630	175	1	31
Arizona	0-0-0	.000	0	0	0
<b>TOTALS</b>	<b>23-33-0</b>	<b>.696</b>	<b>273</b>	<b>2</b>	<b>31</b>

Game	RUSH	YDS	AVG	TD	LG
at Florida	DNP	--	--	--	--
SUU	1	5	5.0	0	5
SDSU	1	3	3.0	0	3
at ASU	0	0	0.0	0	0
Oregon St.	1	12	12.0	0	12
at UCLA	DNP	--	--	--	--
USC	DNP	--	--	--	--
at WSU	8	51	6.4	0	28
Arizona	0	0	0.0	0	0
<b>TOTALS</b>	<b>11</b>	<b>71</b>	<b>6.4</b>	<b>0</b>	<b>28</b>

RUNNING BACKS

#1 Jaylon Glover (5-7, 207, Fr.)

Game	RUSH	YDS	AVG	TD	LG
at Florida	DNP	--	--	--	--
SUU	9	53	5.8	2	29
SDSU	9	34	3.8	0	9
at ASU	13	48	3.7	0	11
Oregon St.	6	18	3.0	0	6
at UCLA	DNP	--	--	--	--
USC	DNP	--	--	--	--
at WSU	20	76	3.8	1	21
Arizona	8	69	8.6	0	19
<b>TOTALS</b>	<b>65</b>	<b>298</b>	<b>4.6</b>	<b>3</b>	<b>29</b>

#2 Micah Bernard (6-0, 202, So.)

Game	RUSH	YDS	AVG	TD	LG
at Florida	3	7	2.0	1	7
SUU	3	41	13.6	0	36
SDSU	5	44	8.8	0	24
at ASU	8	28	3.5	0	7
Oregon St.	6	19	3.2	0	6
at UCLA	11	42	3.8	0	8
USC	11	37	3.4	1	12
at WSU	3	1	0.3	0	3
Arizona	12	48	4.0	0	14
<b>TOTALS</b>	<b>62</b>	<b>266</b>	<b>4.3</b>	<b>2</b>	<b>36</b>

#3 Ja'Quinden Jackson (6-2, 227, R-Fr.)

Game	RUSH	YDS	AVG	TD	LG
at Florida	DNP	--	--	--	--
SUU	2	29	14.5	0	28
SDSU	0	0	0.0	0	0
at ASU	9	31	3.4	1	7
Oregon St.	4	5	0.8	0	12
at UCLA	0	0	0.0	0	0
USC	1	0	0.0	0	0
at WSU	10	43	4.3	1	15
Arizona	13	97	7.5	1	32
<b>TOTALS</b>	<b>39</b>	<b>205</b>	<b>5.3</b>	<b>3</b>	<b>32</b>

#9 Tavion Thomas (6-2, 238, Jr.)

Game	RUSH	YDS	AVG	TD	LG
at Florida	23	115	5.0	1	22
SUU	11	48	4.3	2	13
SDSU	16	59	3.7	1	18

at ASU	11	60	5.5	0	28
Oregon St.	6	13	2.2	0	6
at UCLA	18	91	5.1	1	12
USC	8	28	3.5	0	11
at WSU	DNP	--	--	--	--
Arizona	8	38	4.7	0	11
<b>TOTALS</b>	<b>101</b>	<b>452</b>	<b>4.5</b>	<b>5</b>	<b>28</b>

WIDE RECEIVERS

#10 Money Parks (5-10, 170, So.)

Game	REC	YDS	AVG	TD	LG
at Florida	1	4	4.0	0	4
SUU	3	71	23.6	0	26
SDSU	0	0	0.0	0	0
at ASU	1	19	19.0	0	19
Oregon St.	2	7	3.5	0	4
at UCLA	3	46	15.3	0	25
USC	1	45	45.0	0	45
at WSU	2	43	21.5	0	31
Arizona	1	19	19.0	0	19
<b>TOTALS</b>	<b>14</b>	<b>254</b>	<b>18.1</b>	<b>0</b>	<b>45</b>

#17 Devaughn Vele (6-5, 205, So.)

Game	REC	YDS	AVG	TD	LG
at Florida	3	36	12.0	0	14
SUU	2	38	19.0	0	25
SDSU	3	38	12.7	2	20
at ASU	6	63	10.5	0	25
Oregon St.	7	94	13.4	1	20
at UCLA	6	87	14.5	0	23
USC	5	62	12.4	1	20
at WSU	1	10	10.0	0	10
Arizona	5	57	11.4	0	17
<b>TOTALS</b>	<b>38</b>	<b>485</b>	<b>12.7</b>	<b>4</b>	<b>25</b>

#21 Solomon Enis (6-3, 206, Sr.)

Game	REC	YDS	AVG	TD	LG
at Florida	2	11	5.5	0	6
SUU	0	0	0.0	0	0
SDSU	3	35	11.7	1	15
at ASU	3	16	5.3	0	9
Oregon St.	DNP	--	--	--	--
at UCLA	DNP	--	--	--	--
USC	1	9	9.0	0	9
at WSU	1	12	12.0	0	12
Arizona	0	0	0.0	0	0
<b>TOTALS</b>	<b>10</b>	<b>83</b>	<b>8.3</b>	<b>1</b>	<b>15</b>

SELECT INDIVIDUAL GAME-BY-GAME

#25 Jaylen Dixon (5-9, 170, Sr.)

Game	REC	YDS	AVG	TD	LG
at Florida	0	0	0.0	0	0
SUU	3	29	9.7	0	14
SDSU	1	13	13.0	0	13
at ASU	0	0	0.0	0	0
Oregon St.	1	19	19.0	1	19
at UCLA	3	18	6.0	0	7
USC	1	18	18.0	0	18
at WSU	1	27	27.0	0	27
Arizona	4	34	8.5	0	25
<b>TOTALS</b>	<b>14</b>	<b>158</b>	<b>11.3</b>	<b>1</b>	<b>27</b>

Game	RUSH	YDS	AVG	TD	LG
at Florida	0	0	0.0	0	0
SUU	0	0	0.0	0	0
SDSU	1	22	22.0	0	22
at ASU	1	11	11.0	1	11
Oregon St.	1	22	22.0	1	22
at UCLA	0	0	0.0	0	0
USC	0	0	0.0	0	0
at WSU	0	0	0.0	0	0
Arizona	1	7	7.0	1	7
<b>TOTALS</b>	<b>4</b>	<b>62</b>	<b>15.5</b>	<b>3</b>	<b>22</b>

TIGHT ENDS

#86 Dalton Kincaid (6-4, 240, Sr.)

Game	REC	YDS	AVG	TD	LG
at Florida	2	29	14.5	0	20
SUU	7	107	15.3	2	37
SDSU	3	38	12.7	0	25
at ASU	4	66	16.5	2	29
Oregon St.	3	17	5.7	1	8
at UCLA	4	67	16.7	0	21
USC	16	234	14.6	1	30
at WSU	7	56	8.0	1	15
Arizona	DNP	--	--	--	--
<b>TOTALS</b>	<b>46</b>	<b>614</b>	<b>13.3</b>	<b>7</b>	<b>37</b>

#87 Thomas Yassmin (6-5, 251, Jr.)

Game	REC	YDS	AVG	TD	LG
at Florida	0	0	0.0	0	0
SUU	1	29	29.0	1	29
SDSU	0	0	0.0	0	0
at ASU	1	72	72.0	0	72
Oregon St.	1	5	5.0	0	5
at UCLA	0	0	0.0	0	0
USC	DNP	--	--	--	--
at WSU	3	16	5.3	0	8
Arizona	2	42	21.0	1	30
<b>TOTALS</b>	<b>8</b>	<b>164</b>	<b>20.5</b>	<b>2</b>	<b>72</b>

DEFENSIVE LINE

#7 Van Fillinger (6-4, 256, So.)

Game	S	A	TOT	TFL	SACK	FF	FR	INT	PBU	BLK	QBH
at Florida	0	0	0	0.0	0.0	0	0	0	0	0	0
SUU	0	0	0	0.0	0.0	0	0	0	0	0	1
SDSU	1	1	2	1.5	1.5	0	0	0	0	0	1
at ASU	2	3	5	1.0	1.0	0	0	0	0	0	0
Oregon St.	0	1	1	0.0	0.0	0	0	0	0	0	0
at UCLA	5	0	5	1.0	1.0	0	0	0	0	0	0
USC	1	2	3	0.0	0.0	0	0	0	0	0	0
at WSU	1	1	2	1.5	1.5	1	0	0	0	0	0
Arizona	DNP	--	--	--	--	--	--	--	--	--	--
<b>TOTALS</b>	<b>10</b>	<b>8</b>	<b>18</b>	<b>5.0</b>	<b>5.0</b>	<b>1</b>	<b>0</b>	<b>0</b>	<b>0</b>	<b>0</b>	<b>2</b>

#47 Miki Suguturaga (6-4, 264, So.)

Game	S	A	TOT	TFL	SACK	FF	FR	INT	PBU	BLK	QBH
at Florida	2	2	4	0.5	0.0	0	0	0	0	0	0
SUU	0	0	0	0.0	0.0	0	0	0	1	0	0
SDSU	1	0	1	0.0	0.0	0	0	0	0	0	1
at ASU	0	1	1	0.0	0.0	0	0	0	0	0	0
Oregon St.	0	0	0	0.0	0.0	0	0	0	0	0	0
at UCLA	2	1	3	0.0	0.0	0	0	0	0	0	0
USC	0	1	1	0.0	0.0	0	0	0	0	0	0
at WSU	1	0	1	0.0	0.0	0	0	0	0	0	0
Arizona	0	0	0	0.0	0.0	0	0	0	0	0	0
<b>TOTALS</b>	<b>6</b>	<b>5</b>	<b>11</b>	<b>0.5</b>	<b>0.0</b>	<b>0</b>	<b>0</b>	<b>0</b>	<b>1</b>	<b>0</b>	<b>1</b>

#58 Junior Tafuna (6-3, 300, So.)

Game	S	A	TOT	TFL	SACK	FF	FR	INT	PBU	BLK	QBH
at Florida	1	0	1	1.0	0.0	0	0	0	0	0	0
SUU	0	3	3	0.5	0.0	0	0	1	0	0	0
SDSU	2	0	2	1.0	0.0	0	0	0	0	0	0
at ASU	2	1	3	0.0	0.0	0	0	0	0	0	1
Oregon St.	3	3	6	0.0	0.0	0	0	0	0	0	0
at UCLA	4	1	5	0.0	0.0	0	0	0	0	0	0
USC	0	0	0	0.0	0.0	0	0	0	0	0	0
at WSU	1	1	2	0.0	0.0	0	0	0	0	0	0
Arizona	0	0	0	0.0	0.0	0	0	0	0	0	0
<b>TOTALS</b>	<b>13</b>	<b>9</b>	<b>22</b>	<b>2.5</b>	<b>0.0</b>	<b>0</b>	<b>0</b>	<b>1</b>	<b>0</b>	<b>0</b>	<b>1</b>

#77 Simote Peka (6-3, 345, R-Fr.)

Game	S	A	TOT	TFL	SACK	FF	FR	INT	PBU	BLK	QBH
at Florida	0	0	0	0.0	0.0	0	0	0	0	0	0
SUU	2	1	3	0.5	0.0	0	0	0	0	0	0
SDSU	1	2	3	0.0	0.0	0	0	0	0	0	0
at ASU	0	0	0	0.0	0.0	0	0	0	1	0	0
Oregon St.	1	0	1	0.0	0.0	0	0	0	0	0	0
at UCLA	0	2	2	0.0	0.0	0	0	0	0	0	0
USC	1	2	3	0.0	0.0	0	0	0	1	0	0
at WSU	0	1	1	0.0	0.0	0	0	0	0	0	0
Arizona	1	0	1	0.0	0.0	0	0	0	0	0	0
<b>TOTALS</b>	<b>6</b>	<b>8</b>	<b>14</b>	<b>0.5</b>	<b>0.0</b>	<b>0</b>	<b>0</b>	<b>0</b>	<b>2</b>	<b>0</b>	<b>0</b>

#81 Connor O'Toole (6-4, 242, So.)

Game	S	A	TOT	TFL	SACK	FF	FR	INT	PBU	BLK	QBH
at Florida	2	5	7	0.0	0.0	0	0	0	0	0	1
SUU	2	3	5	0.5	0.5	0	0	0	0	0	1
SDSU	0	2	2	0.0	0.0	0	0	0	0	0	0
at ASU	1	0	1	1.0	0.0	0	0	0	0	0	0
Oregon St.	1	1	2	0.0	0.0	0	0	0	0	0	0
at UCLA	3	0	3	1.0	0.0	0	0	0	0	0	0
USC	2	1	3	0.0	0.0	0	0	0	0	0	0
at WSU	0	0	0	0.0	0.0	0	0	0	0	0	0
Arizona	1	0	1	0.0	0.0	0	1	0	1	0	0
<b>TOTALS</b>	<b>12</b>	<b>12</b>	<b>24</b>	<b>2.5</b>	<b>0.5</b>	<b>0</b>	<b>1</b>	<b>0</b>	<b>1</b>	<b>0</b>	<b>2</b>

#83 Jonah Elliss (6-2, 241, So.)

Game	S	A	TOT	TFL	SACK	FF	FR	INT	PBU	BLK	QBH
at Florida	2	1	3	0.0	0.0	1	0	0	0	0	1
SUU	2	0	2	2.0	0.0	0	0	0	0	0	0
SDSU	0	2	2	0.5	0.0	0	0	0	0	0	0
at ASU	0	0	0	0.0	0.0	0	0	0	0	0	0
Oregon St.	2	1	3	0.0	0.0	0	0	0	0	0	0
at UCLA	2	1	3	0.0	0.0	0	0	0	0	0	0
USC	2	2	4	1.0	1.0	0	0	0	0	0	0
at WSU	0	0	0	0.0	0.0	0	1	0	0	0	0
Arizona	1	1	2	0.5	0.5	1	1	0	0	0	0
<b>TOTALS</b>	<b>13</b>	<b>9</b>	<b>22</b>	<b>4.5</b>	<b>1.5</b>	<b>2</b>	<b>2</b>	<b>0</b>	<b>0</b>	<b>0</b>	<b>1</b>

#91 Gabe Reid (6-0, 247, Sr.)

Game	S	A	TOT	TFL	SACK	FF	FR	INT	PBU	BLK	QBH
at Florida	DNP	--	--	--	--	--	--	--	--	--	--
SUU	0	2	2	0.5	0.5	0	0	0	0	0	0
SDSU	5	2	7	1.0	0.0	0	0	0	0	0	2
at ASU	3	1	4	2.0	2.0	0	0	0	1	0	0
Oregon St.	1	0	1	0.0	0.0	0	0	0	0	0	0
at UCLA	0	0	0	0.0	0.0	0	0	0	0	0	0
USC	2	1	3	2.0	1.0	0	0	0	0	0	0
at WSU	0	0	0	0.0	0.0	0	0	0	0	0	0
Arizona	2	0	2	0.0	0.0	0	0	0	0	0	0
<b>TOTALS</b>	<b>13</b>	<b>6</b>	<b>19</b>	<b>5.5</b>	<b>3.5</b>	<b>0</b>	<b>0</b>	<b>0</b>	<b>1</b>	<b>0</b>	<b>2</b>

#95 Aliko Vimahi (6-4, 307, So.)

Game	S	A	TOT	TFL	SACK	FF	FR	INT	PBU	BLK	QBH
at Florida	0	0	0	0.0	0.0	0	0	0	0	0	0
SUU	0	0	0	0.0	0.0	0	0	0	0	0	0
SDSU	0	1	1	0.5	0.0	0	0	0	0	0	0
at ASU	0	0	0	0.0	0.0	0	0	0	0	0	0
Oregon St.	1	3	4	0.0	0.0	0	0	0	0	0	0
at UCLA	0	2	2	0.0	0.0	0	0	0	0	0	0
USC	0	1	1	0.0	0.0	0	0	0	0	0	0
at WS											

SELECT INDIVIDUAL GAME-BY-GAME

LINEBACKERS

#3 Mohamoud Diabate (6-4, 222, Sr.)

Game	S	A	TOT	TFL	SACK	FF	FR	INT	PBU	BLK	QBH
at Florida	1	8	9	0.0	0.0	0	0	0	0	0	0
SUU	1	3	4	0.0	0.0	0	0	0	0	0	0
SDSU	DNP	--	--	--	--	--	--	--	--	--	--
at ASU	DNP	--	--	--	--	--	--	--	--	--	--
Oregon St.	6	0	6	4.0	0.0	0	0	0	0	0	0
at UCLA	3	0	3	0.0	0.0	0	0	0	0	0	0
USC	3	2	5	0.0	0.0	0	0	0	0	0	0
at WSU	3	3	6	2.0	1.5	0	0	0	0	0	0
Arizona	0	1	1	0.5	0.0	0	0	0	0	0	0
<b>TOTALS</b>	<b>17</b>	<b>17</b>	<b>34</b>	<b>6.5</b>	<b>1.5</b>	<b>0</b>	<b>0</b>	<b>0</b>	<b>0</b>	<b>0</b>	<b>0</b>

#20 Lander Barton (6-4, 230, Fr.)

Game	S	A	TOT	TFL	SACK	FF	FR	INT	PBU	BLK	QBH
at Florida	0	2	2	0.0	0.0	0	0	0	0	0	0
SUU	2	2	4	1.0	1.0	0	0	0	0	0	0
SDSU	1	3	4	0.5	0.0	0	0	0	0	0	1
at ASU	2	1	3	1.0	1.0	0	0	0	0	0	0
Oregon St.	2	0	2	0.0	0.0	0	0	0	0	0	0
at UCLA	1	0	1	0.0	0.0	0	0	0	0	0	0
USC	0	0	0	0.0	0.0	0	0	0	0	0	0
at WSU	2	2	4	0.5	0.0	0	0	0	0	0	0
Arizona	4	0	4	1.0	1.0	1	0	0	0	0	0
<b>TOTALS</b>	<b>14</b>	<b>10</b>	<b>24</b>	<b>4.0</b>	<b>3.0</b>	<b>1</b>	<b>0</b>	<b>0</b>	<b>0</b>	<b>0</b>	<b>1</b>

#21 Karene Reid (6-0, 227, So.)

Game	S	A	TOT	TFL	SACK	FF	FR	INT	PBU	BLK	QBH
at Florida	4	2	6	0.0	0.0	0	0	0	0	0	1
SUU	1	2	3	0.0	0.0	0	0	0	2	0	0
SDSU	1	3	4	1.5	0.5	0	0	1	0	0	0
at ASU	5	5	10	1.5	0.0	0	0	0	0	0	0
Oregon St.	3	6	9	0.0	0.0	0	0	0	0	0	0
at UCLA	2	1	3	1.0	1.0	0	0	0	0	0	1
USC	4	3	7	1.0	1.0	0	0	0	0	0	0
at WSU	3	2	5	1.5	1.0	1	0	0	0	0	0
Arizona	2	2	4	0.5	0.5	0	0	0	0	0	0
<b>TOTALS</b>	<b>25</b>	<b>26</b>	<b>51</b>	<b>7.0</b>	<b>4.0</b>	<b>1</b>	<b>0</b>	<b>1</b>	<b>2</b>	<b>0</b>	<b>2</b>

SECONDARY

#1 Clark Phillips III (CB, 5-10, 183, So.)

Game	S	A	TOT	TFL	SACK	FF	FR	INT	PBU	BLK	QBH
at Florida	1	0	1	0.0	0.0	0	0	0	0	0	0
SUU	1	1	2	0.0	0.0	0	0	0	0	0	0
SDSU	1	0	1	0.0	0.0	0	0	0	0	0	0
at ASU	2	1	3	0.0	0.0	0	0	1	0	0	0
Oregon St.	1	2	3	0.0	0.0	0	0	3	0	0	0
at UCLA	1	1	2	0.0	0.0	0	0	1	0	0	0
USC	4	0	4	1.0	1.0	0	0	0	2	0	0
at WSU	3	0	3	1.0	0.0	0	0	0	0	0	0
Arizona	0	2	2	0.0	0.0	0	0	0	0	0	0
<b>TOTALS</b>	<b>14</b>	<b>7</b>	<b>21</b>	<b>2.0</b>	<b>1.0</b>	<b>0</b>	<b>0</b>	<b>5</b>	<b>2</b>	<b>0</b>	<b>0</b>

#4 JaTravis Broughton (CB, 5-11, 191, Jr.)

Game	S	A	TOT	TFL	SACK	FF	FR	INT	PBU	BLK	QBH
at Florida	3	2	5	0.0	0.0	0	0	0	1	0	0
SUU	2	1	3	0.0	0.0	0	0	0	0	0	0
SDSU	1	1	2	0.0	0.0	0	0	0	0	0	0
at ASU	2	1	3	0.0	0.0	0	0	0	0	0	0
Oregon St.	5	2	7	0.0	0.0	0	0	0	0	0	0
at UCLA	3	0	3	0.0	0.0	0	0	0	0	0	0
USC	2	0	2	0.0	0.0	0	0	0	0	0	0
at WSU	3	0	3	1.0	0.0	0	0	0	0	0	0
Arizona	5	1	6	1.0	1.0	0	0	0	1	0	0
<b>TOTALS</b>	<b>26</b>	<b>8</b>	<b>34</b>	<b>2.0</b>	<b>1.0</b>	<b>0</b>	<b>0</b>	<b>0</b>	<b>2</b>	<b>0</b>	<b>0</b>

#8 Cole Bishop (S, 6-2, 206, So.)

Game	S	A	TOT	TFL	SACK	FF	FR	INT	PBU	BLK	QBH
at Florida	7	5	12	0.5	0.0	0	0	0	0	0	1
SUU	1	2	3	0.5	0.0	0	0	0	0	0	0
SDSU	5	4	9	0.5	0.0	0	0	0	1	0	1
at ASU	1	2	3	1.0	1.0	0	0	1	1	0	0
Oregon St.	3	2	5	0.0	0.0	0	0	0	0	0	0
at UCLA	4	2	6	1.0	0.0	0	0	0	0	0	0
USC	5	3	8	0.0	0.0	0	0	0	0	0	0
at WSU	4	3	7	1.5	0.0	0	0	0	0	0	0
Arizona	0	2	2	0.0	0.0	0	0	0	0	0	0
<b>TOTALS</b>	<b>30</b>	<b>25</b>	<b>55</b>	<b>5.0</b>	<b>1.0</b>	<b>0</b>	<b>0</b>	<b>1</b>	<b>2</b>	<b>0</b>	<b>2</b>

#11 R.J. Hubert (S, 6-0, 198, Sr.)

Game	S	A	TOT	TFL	SACK	FF	FR	INT	PBU	BLK	QBH
at Florida	7	1	8	0.0	0.0	1	1	0	0	0	0
SUU	0	0	0	0.0	0.0	0	0	1	0	0	0
SDSU	2	1	3	0.0	0.0	0	0	0	0	0	0
at ASU	3	2	5	0.0	0.0	1	0	0	0	0	0
Oregon St.	9	3	12	0.0	0.0	0	0	1	0	0	0
at UCLA	9	2	11	2.0	0.0	0	0	0	0	0	0
USC	8	1	9	0.0	0.0	0	0	0	2	0	0
at WSU	3	2	5	0.0	0.0	0	0	0	0	0	0
Arizona	0	1	1	0.0	0.0	0	1	0	0	0	0
<b>TOTALS</b>	<b>41</b>	<b>13</b>	<b>54</b>	<b>2.0</b>	<b>0.0</b>	<b>2</b>	<b>2</b>	<b>2</b>	<b>2</b>	<b>0</b>	<b>0</b>

#15 Malone Mataele (5-11, 184, Jr.)

Game	S	A	TOT	TFL	SACK	FF	FR	INT	PBU	BLK	QBH
at Florida	0	0	0	0.0	0.0	0	0	0	0	0	0
SUU	1	0	1	0.0	0.0	0	0	0	0	0	0
SDSU	2	0	2	0.0	0.0	0	0	0	0	0	0
at ASU	0	0	0	0.0	0.0	0	0	0	0	0	0
Oregon St.	DNP	--	--	--	--	--	--	--	--	--	--
at UCLA	0	0	0	0.0	0.0	0	0	0	0	0	0
USC	1	1	2	0.0	0.0	0	0	0	0	0	0
at WSU	DNP	--	--	--	--	--	--	--	--	--	--
Arizona	1	0	1	0.0	0.0	0	0	0	0	0	0
<b>TOTALS</b>	<b>5</b>	<b>1</b>	<b>6</b>	<b>0.0</b>	<b>0.0</b>	<b>0</b>	<b>0</b>	<b>0</b>	<b>0</b>	<b>0</b>	<b>0</b>

SPECIAL TEAMS

#34 Jack Bouwmeester (6-2, 194, Jr.)

Game	NO	YDS	AVG	LG	In20	TB
at Florida	2	93	46.5	48	0	1
SUU	2	81	40.5	42	1	0
SDSU	5	191	38.2	44	1	0
at ASU	3	118	39.3	44	1	0
Oregon St.	4	151	37.7	42	0	0
at UCLA	2	74	37.0	37	2	0
USC	2	85	42.5	44	1	0
at WSU	4	143	35.7	42	1	0
Arizona	2	85	42.5	47	2	0
<b>TOTALS</b>	<b>26</b>	<b>1021</b>	<b>39.3</b>	<b>47</b>	<b>9</b>	<b>1</b>

#17 Devaughn Vele (6-5, 205, So.)

Game	PR	YDS	AVG	TD	LG
at Florida	1	10	10.0	0	10
SUU	4	44	11.0	0	21
SDSU	5	60	12.0	0	17
at ASU	1	16	16.0	0	16
Oregon St.	0	0	0.0	0	0
at UCLA	2	23	11.5	0	13
USC	1	23	23.0	0	23
at WSU	2	2	1.0	0	3
Arizona	2	18	9.0	0	12
<b>TOTALS</b>	<b>18</b>	<b>196</b>	<b>10.8</b>	<b>0</b>	<b>23</b>

## THE LAST TIME ... (TEAM STATS)

**Scored 40 points**

Utah: Nov. 5, 2022 vs. Arizona (45-20)  
Opp: Oct. 15, 2022 vs. USC (W, 43-42)

**Scored 50 points**

Utah: Nov. 5, 2021 at Stanford (W, 52-7)  
Opp: Nov. 8, 2014 vs. Oregon (L, 51-27)

**Scored 60 points**

Utah: Sept. 26, 2015 at Oregon (W, 62-20)  
Opp: Nov. 3, 1990 at San Diego State (L, 66-14)

**Scored 70 points**

Utah: Sept. 10, 2022 vs. Southern Utah (W, 73-7)  
Opp: Nov. 18, 1989 at BYU (L, 70-31)

**Rushed for 200 yards**

Utah: Sept. 24, 2022 at Arizona State (205 yds)  
Opp: Oct. 8, 2022 at UCLA (203 yds)

**Rushed for 300 yards**

Utah: Nov. 5, 2022 vs. Arizona (306 yds)  
Opp: Oct. 28, 2017 at Oregon (347 yds)

**Rushed for 400 yards**

Utah: Nov. 5, 2021 at Stanford (441 yds)  
Opp: Oct. 25, 2003 vs. New Mexico (407 yards)

**Rushed for 500 yards**

Utah: Never  
Opp: Not since 1996

**Rushed for less than 100 yards**

Utah: Sept. 18, 2021 at San Diego State (70 yds)  
Opp: Oct. 27, 2022 at Washington State (42 yds)

**Rushed for 4 TDs**

Utah: Oct. 15, 2022 vs. USC  
Opp: Sept. 3, 2022 at Florida

**Rushed for 5 TDs**

Utah: Nov. 5, 2022 vs. Arizona  
Opp: Nov. 14, 2009 at TCU

**Rushed for 6 TDs**

Utah: Nov. 5, 2021 at Stanford  
Opp: Not since 1996

**Passed for 300 yards**

Utah: Sept. 10, 2022 vs. Southern Utah (352 yds)  
Opp: Oct. 15, 2022 vs. USC (381 yds)

**Passed for 400 yards**

Utah: Oct. 15, 2022 vs. USC (424 yds)  
Opp: Oct. 9, 2021 at USC (401 yds)

**Passed for 500 yards**

Utah: Sept. 10, 1988 vs. Idaho State (520 yds)  
Opp: Jan. 1, 2022 vs. Ohio State (573 yds)

**Passed for less than 100 yards**

Utah: Oct. 15, 2016 at Oregon State (42 yds)  
Opp: Sept. 17, 2022 vs. San Diego State (60 yds)

**Passed for 4 TDs**

Utah: Sept. 17, 2022 vs. San Diego State  
Opp: Oct. 8, 2022 at UCLA

**Passed for 5 TDs**

Utah: Sept. 26, 2015 at Oregon  
Opp: Oct. 15, 2022 vs. USC

**Passed for 6 TDs**

Utah: Sept. 6, 2014 vs. Fresno State  
Opp: Jan. 1, 2022 vs. Ohio State

**Gained 400 yards total offense**

Utah: Nov. 5, 2022 vs. Arizona (457 yds)  
Opp: Oct. 1, 2022 vs. Oregon State (417 yds)

**Gained 500 yards total offense**

Utah: Oct. 15, 2022 vs. USC (562 yds)  
Opp: Oct. 15, 2022 vs. USC (556 yds)

**Gained 600 yards total offense**

Utah: Sept. 7, 2013 vs. Weber State (628 yds)  
Opp: Jan. 1, 2022 vs. Ohio State (683 yds)

**Held under 100 total yards**

Utah: Not since 1996  
Opp: Sept 10, 2022 vs. Southern Utah (85 yds)

**Held under 200 total yards**

Utah: Nov. 30, 2018 vs. Washington (188 yds)  
Opp: Sept. 17, 2022 vs. San Diego State (173 yds)

**Utah Shut Out an Opponent**

Oct. 26, 2019 vs. California (35-0)

**Utah Was Shut Out**

Sept. 22, 2007 vs. UNLV (27-0)

**Utah Held an Opponent Without an Offensive TD**

Nov. 26, 2021 vs. Colorado (28-13)

**Utah was held without a touchdown**

Nov. 30, 2018 vs. Washington (10-3)

**Utah played an overtime game**

Sept. 18, 2021 at San Diego State (3 OT | L, 33-31)

**Utah won an overtime game**

Nov. 15, 2014 at Stanford (2OT | W, 20-17)

**Utah lost an overtime game**

Sept. 18, 2021 at San Diego State (3OT | L, 33-31)

**An interception was returned for a TD**

Utah: Oct. 8, 2022 at UCLA (Clark Phillips III, 80 yds)  
Opp: Nov. 30, 2018 vs. Washington (Byron Murphy, 66 yds)

**A kickoff was returned for a TD**

Utah: Jan. 1, 2022 vs. Ohio State (Britain Covey, 97 yds)  
Opp: Nov. 26, 2021 vs. Colorado (N. Reed, 100 yds)

**A punt was returned for a TD**

Utah: Nov. 20, 2021 vs. Oregon (Britain Covey, 78 yds)  
Opp: Dec. 12, 2020 at Colorado (Brenden Rice, 81 yds)

**A fumble was returned for a TD**

Utah: Nov. 21, 2020 vs. USC (Nephi Sewell, 23 yds)  
Opp: Dec. 31, 2018 vs. Northwestern (Jared McGee, 82 yds)

**A blocked field goal was returned for a TD**

Utah: Nov. 6, 1999 vs. Wyoming (Jay Hill, 58 yds)  
Opp: Sept. 10, 2011 at USC (Torin Harris, 68 yds)

**A blocked punt was returned for a TD**

Utah: Oct. 11, 2008 vs. Wyoming (Aiona Key, 6 yds)  
Opp: Nov. 13, 2021 at Arizona (R. Short, 3 yds)

**A safety was scored**

Utah: Oct. 30, 2021 vs. UCLA  
Opp: Nov. 5, 2022 vs. Arizona

**THE LAST TIME ... (INDIVIDUAL STATS)**

**Rushed 30 times**

Zack Moss at Washington State, Sept. 29, 2018 (30 att)

**Rushed 40 times**

John White vs. Washington State, Nov. 19, 2011 (42 att)

**Rushed for 100 yards**

Tavion Thomas at Florida, Sept. 3, 2022 (115 yds)

**Quarterback rushed for 100 yards**

Travis Wilson at Oregon, Sept. 26, 2015 (100 yds)

**Rushed for 200 yards**

Zack Moss at Arizona, Nov. 23, 2019 (203 yds)

**Rushed for 300 yards**

Joe Williams at UCLA, Oct. 22, 2016 (332 yds)

**Two 100-yard rushers**

Nov. 26, 2021 vs. Colorado  
(Tavion Thomas, 142 yds; TJ Pledger, 103 yds)

**Three 100-yard rushers**

Nov. 5, 2021 at Stanford  
(Tavion Thomas, 177 yds; Micah Bernard, 110 yds, TJ Pledger, 107 yds)

**Had a 70-yard run from scrimmage**

Devontae Booker vs. Washington State, Sept. 27, 2014 (76 yds)

**Had an 80-yard run from scrimmage**

Zack Moss vs. Weber State, Aug. 30, 2018 (86 yds)

**Had a 90-yard run from scrimmage**

TJ Pledger at Stanford, Nov. 5, 2021 (96 yds)

**Rushed for three touchdowns**

Cameron Rising vs. USC, Oct. 15, 2022

**Rushed for four touchdowns**

Tavion Thomas at Stanford, Nov. 5, 2021

**Passed for 300 yards**

Cameron Rising at USC, Oct. 9, 2021 (306 yds)

**Passed for 400 yards**

Cameron Rising vs. USC, Oct. 15, 2022 (415 yds)

**Passed for 500 yards**

Scott Mitchell vs. Idaho State, Sept. 10, 1988 (511 yds)

**Passed for 600 yards**

Scott Mitchell vs. Air Force, Oct. 15, 1988 (620 yds)

**Threw three touchdown passes**

Cameron Rising vs. Oregon State, Oct. 1, 2022

**Threw four touchdown passes**

Cameron Rising vs. San Diego State, Sept. 17, 2022

**Threw five touchdown passes**

Travis Wilson vs. Fresno State, Sept. 6, 2014

**Threw six touchdown passes**

Scott Mitchell at UTEP, Oct. 7, 1989

**Non-quarterback touchdown pass**

Britain Covey at UCLA, Oct. 26, 2018 (7 yds to Cole Fotheringham)

**Caught 10 passes**

Dalton Kincaid vs. USC, Oct. 15, 2022 (16)

**Had 100 yards receiving**

Dalton Kincaid vs. Southern Utah, Sept. 10, 2022 (107 yds)

**Two 100-yard receivers**

Nov. 8, 2014 vs. Oregon  
(Kaelin Clay, 152 yards; Devontae Booker, 110 yards)

**Had 150 yards receiving**

Darren Carrington II vs. San Jose State, Sept. 16, 2017 (153 yards)

**Had 200 yards receiving**

Dalton Kincaid vs. USC, Oct. 15, 2022 (234 yards)

**Had a 70-yard pass completion**

Cameron Rising at Arizona State, Sept. 24, 2022  
(72 yds to Thomas Yassmin)

**Had an 80-yard pass completion**

Tyler Huntley vs. UCLA, Nov. 16, 2019 (83 yds to Samson Nacua)

**Had a 90-yard pass completion**

Jake Bentley vs. Washington State, Dec. 19, 2020  
(91 yds to Britain Covey)

**Caught two touchdown passes**

Dalton Kincaid at Arizona State, Sept. 24, 2022

**Caught three touchdown passes**

Darren Carrington II vs. San Jose State, Sept. 16, 2017

**Caught four touchdown passes**

Travis LaTendresse vs. Georgia Tech, Dec. 29, 2005\*

**100-yard rusher and 100-yard receiver**

at Florida, Sept. 3, 2022  
(Tavion Thomas, 115 rush; Brant Kuithe, 105 rec.)

**Returned a punt for a touchdown**

Britain Covey vs. Oregon, Nov. 20, 2021 (78 yds)

**Returned a kickoff for a touchdown**

Britain Covey vs. Ohio State, Jan. 1, 2022 (97 yards)

**Returned an interception for a touchdown**

Clark Phillips III at UCLA, Oct. 8, 2022 (80 yards)

**Returned a fumble for a touchdown**

Nephi Sewell vs. USC, Nov. 21 2020 (23 yards)

**Returned a blocked field goal for a touchdown**

Jay Hill vs. Wyoming, Nov. 6, 1999 (58 yards)

**Returned a blocked punt for a touchdown**

Aiona Key vs. Wyoming, Oct. 11, 2008 (6 yards)

**Had 10+ tackles**

R.J. Hubert at UCLA, Oct. 8, 2022 (11)

**Had 20+ tackles**

Cody Barton vs. Oregon, Nov. 19, 2016 (20)

**Had multiple interceptions**

Clark Phillips III vs. Oregon State, Oct. 1, 2022 (3)

**Had at least 2.0 sacks**

Gabe Reid vs. USC, Oct. 15, 2022 (2.0)

**Blocked a field goal**

Cole Bishop vs. Oregon, Nov. 20, 2021

**Made three field goals**

Jadon Redding at Colorado, Dec. 12, 2020

**Made a 50-yard field goal**

Jadon Redding vs. Oregon, Dec. 3, 2021 (50 yds)

**Converted a two-point conversion**

Cameron Rising vs. USC, Oct. 15, 2022 (rush)

AP POLL			COACHES POLL			CFP RANKINGS		
Rank	Team (1st Place Votes)	Record	Rank	Team (1st Place Votes)	Record	Rank	Team	Record
1	Georgia (62)	9-0	1	Georgia (61)	9-0	1	Tennessee	8-0
2	Ohio State (1)	9-0	2	Ohio State	9-0	2	Ohio State	8-0
3	Michigan	9-0	3	Michigan (2)	9-0	3	Georgia	8-0
4	TCU	9-0	4	TCU	9-0	4	Clemson	8-0
5	Tennessee	8-1	5	Tennessee	8-1	5	Michigan	8-0
6	Oregon*	8-1	6	Oregon*	8-1	6	Alabama	7-1
7	LSU	7-2	7	USC*	8-1	7	TCU	8-0
8	USC*	8-1	8	LSU	7-2	8	Oregon*	7-1
9	UCLA*	8-1	9	Ole Miss	8-1	9	USC*	7-1
10	Alabama	7-2	10	UCLA*	8-1	10	LSU	6-2
11	Ole Miss	8-1	11	Alabama	7-2	11	Ole Miss	8-1
12	Clemson	8-1	12	Clemson	8-1	12	UCLA*	7-1
13	<b>UTAH</b>	<b>7-2</b>	13	<b>UTAH</b>	<b>7-2</b>	13	Kansas State	6-2
14	Penn State	7-2	14	North Carolina	8-1	14	<b>UTAH</b>	<b>6-2</b>
15	North Carolina	8-1	15	Penn State	7-2	15	Penn State	6-2
16	Tulane	8-1	16	NC State	7-2	16	Illinois	7-1
17	NC State	7-2	17	Tulane	8-1	17	North Carolina	7-1
18	Texas	6-3	18	Texas	6-3	18	Oklahoma State	6-2
19	Liberty	8-1	19	Liberty	8-1	19	Tulane	7-1
20	Notre Dame	6-3	20	Illinois	7-2	20	Syracuse	6-2
21	Illinois	7-2	21	UCF	7-2	21	Wake Forest	6-2
22	UCF	7-2	22	Kansas State	6-3	22	NC State	6-2
23	Kansas State	6-3	23	Washington	7-2	23	Oregon State*	6-2
24	Washington	7-2	24	Kentucky	6-3	24	Texas	5-3
25	Florida State	6-3	25	Notre Dame	6-3	25	UCF	6-2

**Others receiving votes:** Cincinnati 74, Kentucky 61, Coastal Carolina 46, Wake Forest 34, Oklahoma State 21, Baylor 19, Kansas 10, Mississippi State 8, South Carolina 6, Troy 5, UTSA 5, Oregon State\* 3, Louisville 3, San José State 1

*\*Notes 2022 Opponent*

**Others receiving votes:** Coastal Carolina 77, Cincinnati 70, Oklahoma State 53, Wake Forest 53, Baylor 46, Florida State 22, Syracuse 20, Kansas 12, Mississippi State 11, Troy 10, Louisville 9, UTSA 6, Pittsburgh 4, Minnesota 4, South Carolina 3, Oregon State\* 3, Maryland 3, Boise State 1

*\*Notes 2022 Opponent*

APPEARANCES IN THE POLLS

Date	AP	Coaches	Opponent (AP Rank)	Result	Site	2003 Date	AP	Coaches	BCS	Opponent (AP Rank)	Result	Site
1947						10-28	20	19		Rice	L, 10-51	A
11-10	18	--	Idaho	L, 7-6	N	2003						
1994						10-19	24	23	--	New Mexico	L, 35-47	H
9-26	--	23	no game	--	--	11-17	--	--	24	BYU	W, 3-0	A
10-4	25	21	San Diego State	W, 38-22	A	11-23	--	--	22	no game	--	--
10-11	21	18	Hawaii	W, 14-3	H	12-1			23	no game	--	--
10-18	18	15	Colorado State (12)	W, 45-31	A	12-7	25	25	22	Southern Miss	W, 17-0	N
10-25	12	11	UTEP	W, 52-7	H	1-5-04	21	21	--	Final 2003 rank	--	--
11-1	9	8	New Mexico	L, 21-23	A	2004						
11-8	12	14	Air Force	L, 33-40	A	Preseason	20	19	--	Texas A&M	W, 41-21	H
11-15	21	20	BYU (20)	W, 34-31	H	9-5	17	16	--	Arizona	W, 23-6	A
11-22	15	13	no game	--	--	9-12	15	14	--	Utah State	W, 48-6	A
11-29	14	12	no game	--	--	9-19	14	14	--	Air Force	W, 49-35	H
12-6	14	12	Arizona (15)	W, 16-13	N	9-26	14	14	--	New Mexico	W, 28-7	A
1-3-95	10	8	Final 1994 rank			10-3	11	11	--	no game	--	--
1996						10-10	11	10	--	North Carolina	W, 46-16	H
9-29	24	24	UTEP	W, 34-27	A	10-17	9	10	7	UNLV	W, 63-28	H
10-14	24	25	TCU	W, 21-7	H	10-24	9	10	6	San Diego State	W, 51-28	A
10-21	21	22	Tulsa	W, 45-19	H	10-31	7	8	6	Colorado State	W, 63-31	H
						11-7	7	8	7	Wyoming	W, 45-28	A

APPEARANCES IN THE POLLS

2004 cont.

Date	AP	Coaches	BCS	Opponent (AP Rank)	Result	Site
11-14	5	6	6	BYU	W, 52-21	H
11-21	5	6	6	no game	--	--
11-28	5	6	6	no game	--	--
12-5	5	6	6	Pittsburgh (19)	W, 35-7	N
1-4-05	4	5	--	Final 2004 rank	--	--

2008

Date	AP	Coaches	BCS	Opponent (AP Rank)	Result	Site
9-2	22	23	--	UNLV	W, 42-21	H
9-7	22	22	--	Utah State	W, 58-10	A
9-14	20	20	--	Air Force	W, 30-23	A
9-21	17	17	--	Weber State	W, 37-21	H
9-28	15	15	--	Oregon State	W, 31-28	H
10-5	14	13	--	Wyoming	W, 40-7	A
10-12	14	13	--	Colorado State	W, 49-16	H
10-19	12	12	11	no game	--	--
10-26	10	9	10	New Mexico	W, 13-10	A
11-2	10	9	8	TCU (11)	W, 13-10	H
11-9	8	7	7	San Diego State	W, 63-14	A
11-16	8	7	7	BYU (16)	W, 48-24	H
11-23	8	7	6	no game	--	--
11-30	7	7	6	no game	--	--
12-7	7	7	6	Alabama (4)	W, 31-17	N
1-8-09	2	4	--	Final 2008 rank	--	--

2009

Date	AP	Coaches	BCS	Opponent (AP Rank)	Result	Site
Preseason	19	18	--	Utah State	W, 35-17	H
9-8	17	17	--	San Jose	W, 24-14	A
9-13	18	16	--	Oregon	L, 31-24	A
10-11	24	--	--	UNLV	W, 35-15	A
10-18	19	20	18	Air Force	W, 23-16 (OT)	H
10-25	19	19	16	Wyoming	W, 22-10	H
11-1	17	16	14	New Mexico	W, 45-14	H
11-8	16	14	16	TCU (4)	L, 55-28	A
11-15	23	23	21	San Diego State	W, 38-7	H
11-22	22	19	21	BYU (18)	L, 26-23 (OT)	A
11-29	--	25	25	no game	--	--
12-6	23	24	23	California	W, 37-27	N
1-8-10	18	18	--	Final 2009 rank	--	--

2010

Date	AP	Coaches	BCS	Opponent (AP Rank)	Result	Site
Preseason	--	24	--	Pittsburgh (15)	W, 27-24 (OT)	H
9-7	20	20	--	UNLV	W, 38-10	H
9-12	14	14	--	New Mexico	W, 56-14	A
9-19	13	13	--	San Jose State	W, 56-3	H
9-26	13	12	--	no game	--	--
10-3	10	10	--	Iowa State	W, 68-27	A
10-10	11	10	--	Wyoming	W, 30-7	A
10-17	9	9	9	Colorado State	W, 59-6	H
10-24	8	7	8	Air Force	W, 28-23	A
10-31	6	6	5	TCU (4)	L, 7-47	H
11-7	15	15	14	Notre Dame	L, 3-28	A
11-14	25	24	23	San Diego State	W, 38-34	A
11-21	23	22	20	BYU	W, 17-16	H

11-28	21	21	20	no game	--	--
12-5	20	19	19	Boise State	L, 3-26	N
1-11-11	--	23	--	Final 2010 rank	--	--

2014

Date	AP	Coaches	CFP	Opponent (AP Rank)	Result	Site
10-5	24	--	--	no game	--	--
10-12	20	23	--	Oregon State	W, 29-23 (2OT)	A
10-19	19	19	--	USC (20)	W, 24-21	H
10-26	18	18	17	Arizona State (15)	L, 16-19 (OT)	A
11-2	20	22	17	Oregon (5)	L, 27-51	H
11-9	25	--	23	Stanford	W, 20-17 (2OT)	A
11-16	20	21	17	Arizona (15)	L, 42-10	H
11-25	--	--	25	Colorado	W, 38-34	A
11-30	24	--	23	no game	--	--
12-7	23	25	22	Colorado State	W, 45-10	N
1-13-15	21	20	--	Final 2014 rank	--	--

2015

Date	AP	Coaches	CFP	Opponent (AP Rank)	Result	Site
9-8	24	25	--	Utah State	W, 24-14	H
9-13	21	21	--	Fresno State	W, 45-24	A
9-20	18	17	--	Oregon (13)	W, 62-20	A
9-27	10	12	--	no game	--	--
10-4	5	7	--	California (23)	W, 30-24	H
10-11	4	7	--	Arizona State	W, 34-18	H
10-18	3	7	--	USC	L, 42-24	A
10-25	13	14	--	Oregon State	W, 27-12	H
11-1	13	14	12	Washington	W, 34-23	A
11-8	10	13	10	Arizona	L, 37-30 (2OT)	A
11-15	18	18	13	UCLA	L, 17-9	H
11-22	--	25	23	Colorado	W, 20-14	H
11-29	21	20	24	no game	--	--
12-6	20	20	22	BYU	W, 35-28	N
1-12-16	17	16	--	Final 2015 rank	--	--

2016

Date	AP	Coaches	CFP	Opponent (AP Rank)	Result	Site
9-18	24	23	--	USC	W, 31-27	H
9-25	18	18	--	California	L, 28-23	A
10-2	24	24	--	Arizona	W, 36-23	H
10-10	21	21	--	Oregon State	W, 19-14	A
10-16	19	18	--	UCLA	W, 53-45	A
10-23	17	16	--	Washington (4)	L, 31-24	H
10-30/11-1	16	16	16	no game	--	--
11-7/11-8	13	12	15	Arizona State	W, 49-26	A
11-13/11-15	11	11	12	Oregon	L, 30-28	H
11-20	21	20	22	Colorado (9)	L, 27-22	A
11-27	--	24	20	no game	--	--
12-4	--	23	19	Indiana	W, 28-26	N
1-10-17	23	21	--	Final 2016 rank	--	--

2017

Date	AP	Coaches	CFP	Opponent (AP Rank)	Result	Site
Preseason	--	25	--	North Dakota	W, 37-16	H
9-5	--	23	--	BYU	W, 19-13	A
9-10	--	24	--	San Jose State	W, 54-16	H
9-17	23	21	--	Arizona	W, 30-24	A

APPEARANCES IN THE POLLS

2017 cont.

Date	AP	Coaches	CFP	Opponent (AP Rank)	Result	Site
9-24	20	19	--	no game	--	--
10-1	20	18	--	Stanford	L, 23-20	H
10-8	--	23	--	USC (13)	L, 28-27	A

2018

Date	AP	Coaches	CFP	Opponent (AP Rank)	Result	Site
10-21	23	24	--	UCLA	W, 41-10	A
10-28/30	16	16	15	Arizona State	L, 38-10	A
11-4	--	24	--	Oregon	W, 32-25	H
11-11/13	21	19	19	Colorado	W, 30-7	A
11-18/20	18	17	17	BYU	W, 35-27	H
11-25/27	17	17	17	Washington (10)	L, 10-3	N
12-2	20	19	17	Northwestern	L, 31-20	N

2019

Date	AP	Coaches	CFP	Opponent (AP Rank)	Result	Site
Preseason	14	15	--	BYU	W, 30-12	A
9-3	13	15	--	Northern Illinois	W, 35-17	H
9-8	11	12	--	Idaho State	W, 31-0	H
9-15	10	11	--	USC	L, 30-23	A
9-22	19	19	--	Washington State	W, 38-13	H
9-29	17	17	--	no game	--	--
10-6	15	15	--	Oregon State	W, 52-7	A
10-13	13	14	--	Arizona State (17)	W, 21-3	H
10-20	12	12	--	California	W, 35-0	H
10-27	9	10	--	Washington	W, 33-28	A
11-3	8	9	8	no game	--	--
11-10	8	9	7	UCLA	W, 49-3	H
11-17	7	8	7	Arizona	W, 35-7	A
11-24	6	6	6	Colorado	W, 45-15	H
12-1	5	5	5	Oregon (13)	L, 37-15	N
12-8	12	10	11	Texas	L, 38-10	N
1-13-20	16	16	--	Final 2019 Rank	--	--

2021

Date	AP	Coaches	CFP	Opponent (AP Rank)	Result	Site
Preseason	24	--	--	Weber State	W, 40-17	H
9-7	21	18	--	BYU	L, 26-17	A
11-7	--	--	24	Stanford	W, 52-7	A
11-14	24	25	23	Oregon (4)	W, 38-7	H
11-21	16	19	19	Colorado	W, 28-13	H
11-28	14	17	17	Oregon (10)	W, 38-10	N
12-5	10	11	11	Ohio State (7)	L, 48-45	N
1-11-22	12	12	11	Final 2021 Rank	--	--

2022

Date	AP	Coaches	CFP	Opponent (AP Rank)	Result	Site
Preseason	7	8	--	Florida (RV)	L, 29-26	A
9-6	13	15	--	Southern Utah	W, 73-7	H
9-11	14	15	--	San Diego State	W, 35-7	H
9-18	13	14	--	Arizona State	W, 34-13	A
9-25	12	13	--	Oregon State (RV)	W, 42-16	H
10-2	11	11	--	UCLA (18)	L, 42-32	A
10-9	20	19	--	USC (7)	W, 43-42	H
10-16	15	15	--	BYE	--	--
10-23	14	14	--	Washington State	W, 21-17	A
10-30	12	12	14	Arizona	W, 45-20	H
11-6	13	13	--	Stanford	--	H



UTAH vs. AP RANKED OPPONENTS

Year	Opponent	Opp AP RK	Result	Site	Utah AP	Year	Opponent	Opp AP RK	Result	Site	Utah AP
1936	Texas A&M	15	L, 20-7	H	--	2007	UCLA	11	W, 44-6	H	--
1945	Oklahoma A&M	15	L, 46-6	H	--	2007	BYU	23	L, 17-10	A	--
1949	Pacific	19	L, 45-6	A	--	2008	TCU	11	W, 13-10	H	10
1956	UCLA	17	L, 13-7	A	--	2008	BYU	16	W, 48-24	H	8
1957	Army	8	L, 39-33	A	--	2009+	Alabama	4	W, 31-17	N	7
1958	Air Force	14	L, 16-14	A	--	2009	TCU	4	L, 55-28	A	16
1959	UCLA	20	L, 21-6	A	--	2009	BYU	18	L, 26-23 OT	A	22
1961	Colorado	8	W, 21-12	A	--	2010	Pittsburgh	15	W, 27-24 OT	H	--
1968	Nebraska	14	L, 31-0	A	--	2010	TCU	4	L, 47-7	H	6
1968	Oregon State	18	L, 24-21	H	--	2010	Boise State	10	L, 26-3	N	20
1970	Arizona State	11	L, 37-14	A	--	2011	Arizona State	22	L, 35-14	H	22
1971	Arizona State	15	L, 41-21	H	--	2012	BYU	25	W, 24-21	H	--
1971	Houston	15	L, 42-16	A	--	2012	USC	13	L, 38-28	H	--
1973	Texas Tech	20	L, 29-22	A	--	2012	Oregon State	8	L, 21-7	A	--
1973	UCLA	16	L, 66-16	A	--	2013	UCLA	12	L, 34-27	H	--
1973	Arizona State	8	W, 36-31	H	--	2013	Stanford	5	W, 27-21	H	--
1974	Arizona	12	L, 41-8	H	--	2013	Arizona State	23	L, 20-19	H	--
1974	Arizona State	15	L, 32-0	A	--	2013	Oregon	6	L, 44-21	A	--
1975	Arizona State	10	L, 40-14	H	--	2014	UCLA	8	W, 30-28	A	--
1975	Arizona	11	L, 38-14	A	--	2014	USC	20	W, 24-21	H	19
1977	Oklahoma	5	L, 62-24	A	--	2014	Arizona State	15	L, 19-16 OT	A	18
1977	Houston	19	L, 34-16	H	--	2014	Oregon	5	L, 51-27	H	20
1977	BYU	14	L, 38-8	A	--	2014	Arizona	15	L, 42-10	H	20
1979	Washington	14	L, 41-7	A	--	2015	Oregon	13	W, 62-20	A	18
1979	BYU	10	L, 27-0	A	--	2015	California	23	W, 30-24	H	5
1980	Nebraska	8	L, 55-9	A	--	2016	Washington	4	L, 31-24	H	17
1980	BYU	13	L, 56-6	H	--	2016	Colorado	9	L, 27-22	A	21
1981	Arizona State	20	L, 52-10	A	--	2017	USC	13	L, 28-27	A	--
1981	BYU	18	L, 56-28	A	--	2017	Washington State	19	L, 33-25	H	--
1982	Arizona State	15	L, 23-10	A	--	2017	Washington	16	L, 33-30	A	--
1982	Texas	18	L, 21-12	A	--	2018	Washington	10	L, 21-7	H	--
1983	BYU	9	L, 55-7	A	--	2018	Stanford	14	W, 40-21	A	--
1984	BYU	3	L, 24-14	H	--	2018	Washington	10	L, 10-3	N	17
1985	BYU	11	L, 38-28	A	--	2019	Arizona State	17	W, 21-3	H	13
1986	Arizona State	9	L, 52-7	A	--	2019	Oregon	13	L, 37-15	N	5
1988	Wyoming	12	L, 61-18	A	--	2020	USC	20	L, 33-17	H	--
1989	Nebraska	4	L, 42-30	A	--	2020	Colorado	21	W, 38-21	A	--
1989	BYU	21	L, 70-31	A	--	2021	Arizona State	18	W, 35-21	H	--
1990	BYU	5	L, 45-22	H	--	2021	Oregon	4	W, 38-7	H	24
1992	Nebraska	11	L, 49-22	A	--	2021	Oregon	10	W, 38-10	N	14
1992	Washington State	18	L, 31-28	N	--	2022\$	Ohio State	7	L, 48-45	N	10
1994	Colorado State	12	W, 45-31	A	18	2022	UCLA	18	L, 42-32	A	11
1994	BYU	20	W, 34-31	H	21	2022	USC	7	W, 43-42	H	20
1994	Arizona	15	W, 16-13	N	14						
1996	Kansas	20	W, 45-42	H	--						
1996	BYU	8	L, 37-17	H	--						
1999	BYU	19	W, 20-17	A	--						
2001	Oregon	7	L, 24-10	A	--						
2001	BYU	8	L, 24-21	A	--						
2002	Michigan	14	L, 10-7	A	--						
2003	Oregon	19	W, 17-13	H	--						
2005*	Pittsburgh	19	W, 35-7	N	5						
2005	Georgia Tech	24	W, 38-10	N	--						
2006	Boise State	22	L, 36-3	H	--						
2006	BYU	21	L, 33-31	H	--						

\*2004 season (Fiesta Bowl); +2008 season (Sugar Bowl); \$2021 season (Rose Bowl)

Bold indicates Utah wins

GAME-BY-GAME STARTERS

OFFENSE	LT	LG	C	RG	RT	QB	RB	WR	WR/TE	WR/TE	TE
at Florida	Daniels	Mokofisi	Maile	Laumea	Kump	Rising	Thomas	Enis	Dixon	Kuithe	Yassmin
Southern Utah	Daniels	Bills	Maile	Mokofisi	Laumea	Rising	Bernard	Enis	Vele	Kuithe	Kincaid
San Diego State	Daniels	Bills	Maile	Mokofisi	Laumea	Rising	Thomas	Enis	Vele	Dixon	Kincaid
at Arizona State	Daniels	Bills	Maile	Mokofisi	Laumea	Rising	Glover	Enis	Kendall	Kuithe	Kincaid
Oregon State	Daniels	Bills	Maile	Mokofisi	Laumea	Rising	Glover	Vele	McClain	Yassmin	Kincaid
at UCLA	Daniels	Bills	Maile	Mokofisi	Laumea	Rising	Bernard	Vele	Cope	Dixon	Kincaid
USC	Daniels	Bills	Maile	Kump	Laumea	Rising	Thomas	Vele	Dixon	Kendall	Kincaid
at Washington State	Daniels	Bills	Maile	Mokofisi	Laumea	Barnes	Vincent	Vele	Enis	Yassmin	Kincaid
Arizona	Daniels	Bills	Maea	Mokofisi	Laumea	Rising	Bernard	Vele	Enis	Parks	Yassmin
Stanford	--	--	--	--	--	--	--	--	--	--	--
at Oregon	--	--	--	--	--	--	--	--	--	--	--
at Colorado	--	--	--	--	--	--	--	--	--	--	--

DEFENSE	DE	DT	DT	DE	LB	LB	NB/LB	LC	RC	FS	SS
at Florida	Fillinger	Tafuna	Pututau T.	Suguturaga	Diabate	Reid	Mataele	Broughton	Phillips	Bishop	Hubert
Southern Utah	Elliss	Tafuna	Vimahi	Suguturaga	Diabate	Reid	Mataele	Broughton	Phillips	Bishop	Hubert
San Diego State	Fillinger	Tafuna	Vimahi	Suguturaga	Mata'afa	Reid	Barton	Broughton	Phillips	Bishop	Hubert
at Arizona State	Elliss	Tafuna	Vimahi	Suguturaga	Barton	Reid	Mataele	Broughton	Phillips	Bishop	Hubert
Oregon State	Elliss/ O'Toole	Tafuna	Vimahi	Suguturaga/ Fillinger	Diabate	Reid	--	Broughton	Phillips	--	Hubert
at UCLA	Elliss	Tafuna	Vimahi	Fillinger	Diabate	Reid	Phillips	Broughton	Vaughn	Bishop	Hubert
USC	Elliss	Tafuna		Fillinger/ Suguturaga	Diabate	Reid	Mataele	Broughton	Phillips	Bishop	Hubert
at Washington State	Elliss	Tafuna	Vimahi	Fillinger	Diabate	Reid	Vaki	Brouhgton	Phillips	Bishop	Hubert
Arizona	Elliss	Tafuna	Vimahi	Suguturaga	Diabate	Reid	Phillips	Broughton	Vaughn	Bishop	Isbell
Stanford	--	--	--	--	--	--	--	--	--	--	--
at Oregon	--	--	--	--	--	--	--	--	--	--	--
at Colorado	--	--	--	--	--	--	--	--	--	--	--

SEASON RESULTS (7-2, 5-1 Pac-12)

Date	Opponent	Location	Attendance	Result
Saturday, Sept. 3	at Florida	Gainesville, Fla.	90,799	L, 29-26
Saturday, Sept. 10	Southern Utah	Rice-Eccles Stadium	51,531	W, 73-7
Saturday, Sept. 17	San Diego State	Rice-Eccles Stadium	51,602	W, 35-7
Saturday, Sept. 24	at Arizona State	Tempe, Ariz.	39,876	W, 34-13
Saturday, Oct. 1	Oregon State	Rice-Eccles Stadium	51,729	W, 42-16
Saturday, Oct. 8	at #18 UCLA	Pasadena, Calif.	42,038	L, 42-32
Saturday, Oct. 15	#7 USC	Rice-Eccles Stadium	53,609	W, 43-42
Thursday, Oct. 27	at Washington State	Pullman, Wash.	21,179	W, 21-17
Saturday, Nov. 5	Arizona	Rice-Eccles Stadium	51,919	W, 45-20
Saturday, Nov. 12	Stanford	Rice-Eccles Stadium	--	--
Saturday, Nov. 19	at Oregon	Eugene, Ore.	--	--
Saturday, Nov. 26	at Colorado	Boulder, Colo.	--	--

PARTICIPATION

No.	Name	2022 GP/GS	FLA	SUU	SDSU	ASU	OSU	UCLA	USC	WSU	ARZ	STAN	UO	COLO
0	Ethan Calvert, LB	6/0	--	P	--	P	P	P	P	P	P			
0	Chris Reed, WR	2/0	--	P	--	--	--	--	--	--	--			P
1	Jaylon Glover, RB	6/2	--	P	P	S	S	--	--	P	P			P
1	Clark Phillips III, CB	9/9	S	S	S	S	S	S	S	S	S			S
2	Micah Bernard, RB	9/3	P	S	P	P	P	S	P	P				S
2	Kenzel Lawler, CB	3/0	--	P	--	--	--	--	--	P	P			P
3	Mohamoud Diabate, LB	7/7	S	S	--	--	S	S	S	S	S			S
3	Ja'Quinden Jackson, RB	8/0	--	P	P	P	P	P	P	P	P			P
4	JaTravis Broughton, CB	9/9	S	S	S	S	S	S	S	S	S			S
4	Munir McClain, TE	7/1	--	P	P	P	S	P	P	--				P
5	Tao Johnson, WR	2/0	--	P	--	--	--	--	--	--	--			P
5	Caine Savage, CB	9/0	P	P	P	P	P	P	P	P	P			P
6	Justin Medlock, LB	4/0	--	--	P	P	--	P	--	--	--			P
7	Van Fillinger, DE	8/6	S	P	S	P	S	S	S	S				--
7	Cameron Rising, QB	8/8	S	S	S	S	S	S	S	--				S
8	Cole Bishop, S	9/8	S	S	S	S	P	S	S	S	S			S
9	Elijah Davis, CB	3/0	--	P	--	P	--	--	--	--	--			--
9	Tavion Thomas, RB	8/3	S	P	S	P	P	P	S	--				P
10	Money Parks, WR	9/1	P	P	P	P	P	P	P	P	P			S
11	Makai Cope, WR	8/1	--	P	P	P	P	P	P	P	P			P
11	R.J. Hubert, S	9/8	S	S	S	S	S	S	S	S	S			P
12	Clayton Isbell, S	9/1	P	P	P	P	P	P	P	P	P			S
12	Sidney Mbanasor, WR	1/0	--	P	--	--	--	--	--	--	--			--
12	Tyler Wegis, DE	1/0	--	--	--	--	--	--	--	--	--			P
13	Nate Johnson, QB	1/0	--	--	--	--	--	--	--	--	--			P
14	Josh Calvert, LB	1/0	--	P	--	--	--	--	--	--	--			--
15	Tiquan Gilmore, WR	4/0	P	P	P	--	--	--	--	--	--			P
15	Malone Mataele, CB	7/4	S	S	P	S	--	P	S	--				P
16	Zemaiah Vaughn, CB	9/2	P	P	P	P	P	S	P	P				S
16	Bryson Barnes, QB	6/1	--	P	P	P	P	--	--	S	P			P
17	Devaughn Vele, WR	9/7	P	S	S	P	S	S	S	S	S			S
19	Luca Caldarella, WR	3/0	--	P	--	--	--	--	--	P	P			P
19	Bryson Reeves, S	9/0	P	P	P	P	P	P	P	P	P			P
20	Lander Barton, LB	9/2	P	P	S	S	P	P	P	P	P			P
20	Jett Meine, WR	1/0	--	P	--	--	--	--	--	--	--			--
21	Solomon Enis, WR	7/6	S	S	S	S	--	--	P	S	S			S
21	Karene Reid, LB	9/9	S	S	S	S	S	S	S	S	S			S
23	Faybian Marks, CB	6/0	P	P	P	P	P	P	--	--	--			--
24	Chris Curry, RB	3/0	P	P	P	--	--	--	--	--	--			--
24	Darrien Stewart, S	3/0	P	P	--	--	--	--	--	--	--			P
25	Jaylen Dixon, WR	9/4	S	P	S	P	P	S	S	P	P			P
26	Charlie Vincent, RB	9/1	P	P	P	P	P	P	P	S	P			P
28	Sione Vaki, S	9/1	P	P	P	P	P	P	P	S	P			P
32	Logan Kendall, TE	9/2	P	P	P	S	P	S	P	P	P			P
34	Jack Bouwmeester, P	9/0	P	P	P	P	P	P	P	P	P			P
36	Stone Azarcon, S	2/0	--	P	--	--	--	--	--	--	--			P
38	Ben Norton, K	2/0	--	--	--	--	--	--	P	--	--			P
39	Jadon Pearson, S	6/0	--	P	--	P	P	P	--	P	P			P
46	Hayden Erickson, TE	1/0	--	--	--	--	--	--	--	--	--			P
46	Lolani Langi, LB	7/0	P	P	P	P	P	--	--	--	--			P
47	Miki Suguturaga, DE	9/7	S	S	S	S	S	P	S	P	S			S
50	Fua Pututau, DT	1/0	P	--	--	--	--	--	--	--	--			--
51	Keaton Bills, OL	9/8	P	S	S	S	S	S	S	S	S			S
52	Michael Mokofisi, OL	8/8	S	S	S	S	S	S	--	--	--			S
53	Johnny Maea, OL	6/1	--	P	P	P	P	--	--	P	S			S
54	Hayden Furey, LB	7/0	--	P	P	P	P	P	P	--	--			--
54	Paul Maile, OL	8/8	S	S	S	S	S	S	S	S	S			--
55	Andrew Mata'afa, LB	8/1	P	P	P	P	P	P	P	P	P			--
57	JT Greep, SN	9/0	P	P	P	P	P	P	P	P	P			P
57	Keanu Tanuvasa, DE	2/0	--	P	--	--	--	--	--	--	--			P
58	Junior Tafuna, DT	9/9	S	S	S	S	S	S	S	S	S			S
59	Falcon Kaumatule, OL	9/0	P	P	P	P	P	P	P	P	P			P
61	Kolinu'u Faaiu, OL	3/0	--	P	--	--	--	--	--	--	--			P
61	Michael Williams, P	9/0	P	P	P	P	P	P	P	P	P			P
67	Jordan Noyes, K	8/0	P	P	P	P	P	P	P	P	P			--
68	Jaren Kump, OL	9/2	S	P	P	P	P	P	S	P	P			P
71	Braeden Daniels, OL	9/9	S	S	S	S	S	S	S	S	S			S
73	Tanoa Togiai, OL	6/0	--	P	P	P	--	P	--	P	P			P
76	Zereoue Williams, OL	9/0	P	P	P	P	P	P	P	P	P			P
77	Simote Pepa, DT	9/0	P	P	P	P	P	P	P	P	P			P
78	Sataoa Laumea, OL	9/9	S	S	S	S	S	S	S	S	S			S
80	Brant Kuithe, TE	4/3	S	S	P	S	--	--	--	--	--			--
81	Connor O'Toole, DE	9/1	P	P	P	P	S	P	P	P	P			P
83	Jonah Elliss, DE	9/7	P	S	P	S	S	S	S	S	S			S
84	Taniela Pututau, TE	6/0	--	P	P	--	--	P	P	P	P			P
86	Dalton Kincaid, TE	8/7	P	S	S	S	S	S	S	S	S			--
87	Thomas Yassmin, TE	8/3	S	P	P	S	S	P	--	P	S			S
90	Devin Kaufusi, DT	8/0	P	--	P	P	P	P	P	P	P			P
91	Gabe Reid, DE	8/0	--	P	P	P	P	P	P	P	P			--
95	Aliki Vimahi, DT	9/7	P	S	S	S	S	S	P	S	S			S
97	Jadon Redding, K	8/0	--	P	P	P	P	P	P	P	P			P
99	Tennessee Pututau, DT	1/1	S	--	--	--	--	--	--	--	--			--

## TEAM SEASON STATISTICS

## Team Statistics

	UTAH	OPP
<b>Scoring</b>	<b>351</b>	<b>193</b>
Points per game	39.0	21.4
Points Off Turnovers	90	31
<b>First Downs</b>	<b>232</b>	<b>150</b>
Rushing	109	60
Passing	102	80
Penalty	21	10
<b>Rushing Yardage</b>	<b>1822</b>	<b>1192</b>
Yards gained rushing	1934	1440
Yards lost rushing	112	248
Rushing attempts	367	260
Average per rush	5.0	4.6
Average per game	202.4	132.4
TDs Rushing	26	11
<b>Passing Yardage</b>	<b>2288</b>	<b>1910</b>
Comp-Att-Int	185-276-3	157-260-10
Average per pass	8.3	7.3
Average per catch	12.4	12.2
Average per game	254.2	212.2
TDs Passing	18	13
<b>Total offense</b>	<b>4110</b>	<b>3102</b>
Total plays	643	520
Average per play	6.4	6.0
Average per game	456.7	344.7
<b>Kick returns: #-Yards</b>	<b>6-97</b>	<b>39-882</b>
<b>Punt returns: #-Yards</b>	<b>22-202</b>	<b>5-3</b>
<b>Int returns: #-Yards</b>	<b>10-259</b>	<b>3-0</b>
<b>Kick return average</b>	<b>16.2</b>	<b>22.6</b>
<b>Punt return average</b>	<b>9.2</b>	<b>0.6</b>
<b>Int return average</b>	<b>25.9</b>	<b>0.0</b>
<b>Fumbles-Lost</b>	<b>10-7</b>	<b>15-9</b>
<b>Penalties-Yards</b>	<b>44-389</b>	<b>69-579</b>
Average per game	43.2	64.3
<b>Punts-Yards</b>	<b>26-1009</b>	<b>39-1805</b>
Average per punt	38.8	46.3
Net punt average	37.0	40.8
<b>Kickoffs-Yards</b>	<b>63-3884</b>	<b>39-2368</b>
Average per kick	61.7	60.7
Net kick average	38.5	36.8
<b>Time of possession / game</b>	<b>33:40</b>	<b>26:20</b>
<b>3rd-down conversion</b>	<b>59/116</b>	<b>33/99</b>
3rd-down pct	51%	33%
<b>4rd-down conversion</b>	<b>10/16</b>	<b>5/17</b>

## TEAM SEASON STATISTICS

	UTAH	OPP
4rd-down pct	63%	29%
<b>Sacks by-Yards</b>	<b>22-176</b>	<b>7-54</b>
<b>Misc Yards</b>	<b>0</b>	<b>0</b>
<b>Touchdowns scored</b>	<b>47</b>	<b>24</b>
<b>Field goals - attempts</b>	<b>7-10</b>	<b>7-8</b>
<b>On-Side kicks</b>	<b>0-0</b>	<b>0-0</b>
<b>Red-zone scores</b>	<b>(43-52) 83%</b>	<b>(25-29) 86%</b>
<b>Red-zone touchdowns</b>	<b>(37-52) 71%</b>	<b>(19-29) 66%</b>
<b>PAT-attempts</b>	<b>(44-44) 100%</b>	<b>(22-22) 100%</b>
<b>2-point conversion-attempts</b>	<b>(2-3) 67%</b>	<b>(2-2) 100%</b>
<b>Attendance</b>	<b>260390</b>	<b>193893</b>
Games / Avg per game	5/52078	4/48473
Neutral site games	-	0/0

## Score by Periods

Team	1st	2nd	3rd	4th	OT	TOT
Utah	63	134	80	74	0	351
Opponents	49	50	24	70	0	193

TEAM GAME-BY-GAME

Date	Opponent	Rushing				Receiving				Passing				Kick Returns				Punt Returns				tot off		
		no.	yds	td	lg	no.	yds	td	lg	cmp	att	int	yds	td	lg	no.	yds	td	lg	no.	yds		td	lg
09/03/2022	at Florida	39	230	2	29	22	216	1	37	22	32	1	216	1	37	2	35	0	18	1	10	0	10	446
09/10/2022	Southern Utah	42	246	5	36	23	352	4	37	23	29	0	352	4	37	2	44	0	44	5	47	0	21	598
09/17/2022	San Diego St.	38	174	1	24	18	224	4	30	18	30	0	224	4	30	0	0	0	0	7	69	0	17	398
09/24/2022	at Arizona St.	45	205	2	28	19	260	2	72	19	29	1	260	2	72	0	0	0	0	1	16	0	16	465
10/01/2022	Oregon St.	31	162	2	24	19	199	3	20	19	25	0	199	3	20	0	0	0	0	0	0	0	0	361
10/08/2022	at UCLA	43	192	3	17	23	287	0	25	23	34	1	287	0	25	1	14	0	14	2	23	0	13	479
10/15/2022	Southern California	32	138	4	21	31	424	2	45	31	45	0	424	2	45	0	0	0	0	1	23	0	23	562
10/27/2022	at Washington St.	42	169	2	28	17	175	1	31	17	27	0	175	1	31	1	4	0	4	2	2	0	3	344
11/05/2022	Arizona	55	306	5	32	13	151	1	30	13	25	0	151	1	30	0	0	0	0	3	12	0	12	457
<b>Utah</b>		<b>367</b>	<b>1822</b>	<b>26</b>	<b>36</b>	<b>185</b>	<b>2288</b>	<b>18</b>	<b>72</b>	<b>185</b>	<b>276</b>	<b>3</b>	<b>2288</b>	<b>18</b>	<b>72</b>	<b>6</b>	<b>97</b>	<b>0</b>	<b>44</b>	<b>22</b>	<b>202</b>	<b>0</b>	<b>23</b>	<b>4110</b>
<b>Opponents</b>		<b>260</b>	<b>1192</b>	<b>11</b>	<b>57</b>	<b>157</b>	<b>1910</b>	<b>13</b>	<b>70</b>	<b>157</b>	<b>260</b>	<b>10</b>	<b>1910</b>	<b>13</b>	<b>70</b>	<b>39</b>	<b>882</b>	<b>0</b>	<b>58</b>	<b>5</b>	<b>3</b>	<b>0</b>	<b>7</b>	<b>3102</b>

Utah Averages

Games	Avg/ rush	Avg/ catch	Pass effc	KR avg	PR avg	All purpose avg/game	Total offense avg/game
9	5.0	12.4	156.0	16.2	9.2	518.7	456.7

Date	Opponent	Tackles			Sacks	Fumble	Pass Defense			blkd	PAT attempts			off									
		ua	a	total			tfl	yds	no		yds	ff	fr	yds	int	qbh	brup	kick	kick	rush	rcv	saf	t/o
09/03/2022	at Florida	32	34	66	2.0	3	0	0	2	1	47	0	0	4	1	0	2	2	0	0	0	7	26
09/10/2022	Southern Utah	20	28	48	7.0	23	2	11	0	0	0	2	39	2	4	0	10	10	0	0	0	14	73
09/17/2022	San Diego St.	29	26	55	7.0	19	2	9	1	1	0	1	13	6	3	0	5	5	0	0	0	14	35
09/24/2022	at Arizona St.	32	20	52	8.0	48	5	45	1	1	0	2	0	2	3	0	4	4	0	0	0	6	34
10/01/2022	Oregon St.	42	26	68	4.0	8	0	0	0	0	0	4	127	0	1	0	6	6	0	0	0	21	42
10/08/2022	at UCLA	44	14	58	6.0	20	2	12	0	0	0	1	80	1	0	0	3	3	1	0	0	7	32
10/15/2022	Southern California	38	20	58	5.0	41	4	40	0	0	0	0	0	0	7	0	5	5	1	0	0	0	43
10/27/2022	at Washington St.	33	22	55	10.0	47	4	31	2	2	0	0	0	1	0	0	3	3	0	0	0	7	21
11/05/2022	Arizona	30	20	50	4.0	30	3	28	2	4	0	0	0	0	7	0	6	6	0	0	0	14	45
<b>Utah</b>		<b>300</b>	<b>210</b>	<b>510</b>	<b>53.0</b>	<b>239</b>	<b>22</b>	<b>176</b>	<b>8</b>	<b>9</b>	<b>47</b>	<b>10</b>	<b>259</b>	<b>16</b>	<b>26</b>	<b>0</b>	<b>44</b>	<b>44</b>	<b>2</b>	<b>0</b>	<b>0</b>	<b>90</b>	<b>351</b>
<b>Opponents</b>		<b>364</b>	<b>308</b>	<b>672</b>	<b>32.0</b>	<b>108</b>	<b>7</b>	<b>54</b>	<b>6</b>	<b>7</b>	<b>37</b>	<b>3</b>	<b>0</b>	<b>15</b>	<b>27</b>	<b>0</b>	<b>22</b>	<b>22</b>	<b>0</b>	<b>2</b>	<b>1</b>	<b>31</b>	<b>193</b>

Date	Opponent	Punting										Field Goals			Kickoffs				
		no.	yds	avg	long	blkd	tb	fc	50+	i20	md	att	long	blkd	no.	yds	avg	tb	ob
09/03/2022	at Florida	2	93	46.5	48	0	1	1	0	0	2	2	43	0	6	370	61.7	1	0
09/10/2022	Southern Utah	2	81	40.5	42	0	0	1	0	1	1	1	26	0	12	745	62.1	6	2
09/17/2022	San Diego St.	5	191	38.2	44	0	0	3	0	1	0	0	0	0	6	359	59.8	3	0
09/24/2022	at Arizona St.	3	118	39.3	44	0	0	2	0	1	2	2	28	0	7	433	61.9	2	0
10/01/2022	Oregon St.	5	186	37.2	42	0	1	2	0	0	0	0	0	0	7	445	63.6	2	1
10/08/2022	at UCLA	2	74	37.0	37	0	0	2	0	2	1	2	23	0	5	293	58.6	2	0
10/15/2022	Southern California	2	85	42.5	44	0	0	2	0	1	0	1	0	0	7	437	62.4	1	0
10/27/2022	at Washington St.	4	143	35.8	42	0	0	3	0	1	0	1	0	0	4	258	64.5	1	0
11/05/2022	Arizona	1	38	38.0	38	0	0	0	0	1	1	1	27	0	9	544	60.4	2	0
<b>Utah</b>		<b>26</b>	<b>1009</b>	<b>38.8</b>	<b>48</b>	<b>0</b>	<b>2</b>	<b>16</b>	<b>0</b>	<b>8</b>	<b>7</b>	<b>10</b>	<b>43</b>	<b>0</b>	<b>63</b>	<b>3884</b>	<b>61.7</b>	<b>20</b>	<b>3</b>
<b>Opponents</b>		<b>39</b>	<b>1805</b>	<b>46.3</b>	<b>63</b>	<b>0</b>	<b>1</b>	<b>10</b>	<b>7</b>	<b>10</b>	<b>7</b>	<b>8</b>	<b>47</b>	<b>0</b>	<b>39</b>	<b>2368</b>	<b>60.7</b>	<b>31</b>	<b>1</b>

OPPONENT GAME-BY-GAME

Date	Opponent	Rushing				Receiving				Passing				Kick Returns				Punt Returns				tot off		
		no.	yds	td	lg	no.	yds	td	lg	cmp	att	int	yds	td	lg	no.	yds	td	lg	no.	yds		td	lg
09/03/2022	at Florida	39	283	4	45	17	168	0	23	17	24	0	168	0	23	5	81	0	20	0	0	0	0	451
09/10/2022	Southern Utah	21	43	1	28	11	42	0	11	11	23	2	42	0	11	4	70	0	20	1	0	0	0	85
09/17/2022	San Diego St.	34	113	0	18	7	60	1	18	7	21	1	60	1	18	3	46	0	23	1	7	0	7	173
09/24/2022	at Arizona St.	20	6	0	13	21	261	1	28	21	36	2	261	1	28	4	155	0	58	0	0	0	0	267
10/01/2022	Oregon St.	37	171	1	29	16	246	0	63	16	30	4	246	0	63	4	88	0	27	1	0	0	0	417
10/08/2022	at UCLA	38	203	2	49	18	299	4	70	18	23	1	299	4	70	3	103	0	43	0	0	0	0	502
10/15/2022	Southern California	27	175	1	55	25	381	5	65	25	42	0	381	5	65	6	140	0	42	0	0	0	0	556
10/27/2022	at Washington St.	19	42	1	12	27	222	1	39	27	31	0	222	1	39	3	79	0	29	1	0	0	0	264
11/05/2022	Arizona	25	156	1	57	15	231	1	51	15	30	0	231	1	51	7	120	0	22	1	-4	0	0	387
<b>Opponents</b>		<b>260</b>	<b>1192</b>	<b>11</b>	<b>57</b>	<b>157</b>	<b>1910</b>	<b>13</b>	<b>70</b>	<b>157</b>	<b>260</b>	<b>10</b>	<b>1910</b>	<b>13</b>	<b>70</b>	<b>39</b>	<b>882</b>	<b>0</b>	<b>58</b>	<b>5</b>	<b>3</b>	<b>0</b>	<b>7</b>	<b>3102</b>
<b>Utah</b>		<b>367</b>	<b>1822</b>	<b>26</b>	<b>36</b>	<b>185</b>	<b>2288</b>	<b>18</b>	<b>72</b>	<b>185</b>	<b>276</b>	<b>3</b>	<b>2288</b>	<b>18</b>	<b>72</b>	<b>6</b>	<b>97</b>	<b>0</b>	<b>44</b>	<b>22</b>	<b>202</b>	<b>0</b>	<b>23</b>	<b>4110</b>

Opponents Averages

Games	Avg/ rush	Avg/ catch	Pass effic	KR avg	PR avg	All purpose avg/game	Total offense avg/game
9	4.6	12.2	130.9	22.6	0.6	443.0	344.7

Date	Opponent	Tackles			Sacks	Fumble		Pass Defense			blkd kick	PAT attempts			off								
		ua	a	total		tfl	yds	no	yds	ff		fr	yds	int	yds	qbh	brup	kick	rush	rcv	saf	t/o	pts
09/03/2022	at Florida	36	46	82	2.0	3	0	0	0	0	0	3	3	0	1	0	0	0	0	0	0	29	
09/10/2022	Southern Utah	40	34	74	7.0	21	1	1	0	0	0	1	1	0	0	0	0	0	0	7	7	7	
09/17/2022	San Diego St.	48	16	64	3.0	26	2	23	0	1	0	1	1	0	0	0	0	0	0	7	7	7	
09/24/2022	at Arizona St.	34	56	90	2.0	2	0	0	1	0	0	1	1	0	0	0	0	0	0	0	0	13	
10/01/2022	Oregon St.	31	28	59	4.0	14	0	0	0	0	0	1	1	0	0	0	0	0	0	0	0	16	
10/08/2022	at UCLA	48	34	82	3.0	14	1	1	37	1	0	1	1	3	0	6	6	0	0	0	14	42	
10/15/2022	Southern California	42	28	70	1.0	4	0	0	1	1	0	0	0	1	0	6	6	0	0	0	0	42	
10/27/2022	at Washington St.	35	42	77	7.0	15	1	1	0	0	0	2	7	0	2	2	0	0	0	3	17	17	
11/05/2022	Arizona	50	24	74	3.0	9	1	1	2	0	0	0	0	2	0	1	1	1	0	0	20	20	
<b>Opponents</b>		<b>364</b>	<b>308</b>	<b>672</b>	<b>32.0</b>	<b>108</b>	<b>7</b>	<b>54</b>	<b>6</b>	<b>7</b>	<b>37</b>	<b>3</b>	<b>0</b>	<b>15</b>	<b>27</b>	<b>0</b>	<b>22</b>	<b>22</b>	<b>0</b>	<b>2</b>	<b>1</b>	<b>31</b>	<b>193</b>
<b>Utah</b>		<b>300</b>	<b>210</b>	<b>510</b>	<b>53.0</b>	<b>239</b>	<b>22</b>	<b>176</b>	<b>8</b>	<b>9</b>	<b>47</b>	<b>10</b>	<b>259</b>	<b>16</b>	<b>26</b>	<b>0</b>	<b>44</b>	<b>44</b>	<b>2</b>	<b>0</b>	<b>0</b>	<b>90</b>	<b>351</b>

Date	Opponent	Punting							Field Goals			Kickoffs							
		no.	yds	avg	long	blkd	tb	fc	50+	i20	md	att	long	blkd	no.	yds	avg	tb	ob
09/03/2022	at Florida	3	120	40.0	42	0	0	2	0	2	0	0	0	0	5	305	61.0	3	0
09/10/2022	Southern Utah	10	484	48.4	63	0	0	1	2	1	0	0	0	2	74	37.0	0	0	
09/17/2022	San Diego St.	7	323	46.1	55	0	0	1	1	3	0	0	0	2	130	65.0	2	0	
09/24/2022	at Arizona St.	5	232	46.4	51	0	0	3	1	0	2	2	47	0	3	195	65.0	3	0
10/01/2022	Oregon St.	1	48	48.0	48	0	0	1	0	1	3	3	31	0	5	325	65.0	5	0
10/08/2022	at UCLA	2	98	49.0	51	0	0	0	1	0	0	1	0	0	7	453	64.7	6	0
10/15/2022	Southern California	2	101	50.5	52	0	0	1	1	0	0	0	0	0	7	455	65.0	7	0
10/27/2022	at Washington St.	4	193	48.3	62	0	1	1	1	1	1	1	42	0	4	214	53.5	2	1
11/05/2022	Arizona	5	206	41.2	45	0	0	0	0	2	1	1	30	0	4	217	54.3	3	0
<b>Opponents</b>		<b>39</b>	<b>1805</b>	<b>46.3</b>	<b>63</b>	<b>0</b>	<b>1</b>	<b>10</b>	<b>7</b>	<b>10</b>	<b>7</b>	<b>8</b>	<b>47</b>	<b>0</b>	<b>39</b>	<b>2368</b>	<b>60.7</b>	<b>31</b>	<b>1</b>
<b>Utah</b>		<b>26</b>	<b>1009</b>	<b>38.8</b>	<b>48</b>	<b>0</b>	<b>2</b>	<b>16</b>	<b>0</b>	<b>8</b>	<b>7</b>	<b>10</b>	<b>43</b>	<b>0</b>	<b>63</b>	<b>3884</b>	<b>61.7</b>	<b>20</b>	<b>3</b>

GAME-BY-GAME COMPARISON

Opponent	Score	Total	First Downs			Rushing Number-Yards	Passing		Total Offense Plays-Yards	Return Yards	Turn- Overs
			Rush	Pass	Pen		Comp-Att-Int	Yards			
Florida	26-29	25 / 23	13 / 14	12 / 9	0 / 0	39-230 / 39-283	22-32-1 / 17-24-0	216 / 168	71-446 / 63-451	92 / 81	1 / 1
Southern Utah	73-7	31 / 4	13 / 1	15 / 2	3 / 1	42-246 / 21-43	23-29-0 / 11-23-2	352 / 42	71-598 / 44-85	130 / 70	1 / 2
San Diego St.	35-7	22 / 9	11 / 5	10 / 2	1 / 2	38-174 / 34-113	18-30-0 / 7-21-1	224 / 60	68-398 / 55-173	82 / 53	1 / 2
Arizona St.	34-13	26 / 15	12 / 1	11 / 13	3 / 1	45-205 / 20-6	19-29-1 / 21-36-2	260 / 261	74-465 / 56-267	16 / 155	1 / 3
Oregon St.	42-16	20 / 22	10 / 9	9 / 12	1 / 1	31-162 / 37-171	19-25-0 / 16-30-4	199 / 246	56-361 / 67-417	127 / 88	0 / 4
UCLA	32-42	31 / 21	14 / 9	14 / 11	3 / 1	43-192 / 38-203	23-34-1 / 18-23-1	287 / 299	77-479 / 61-502	117 / 140	2 / 1
Southern California	43-42	31 / 28	9 / 10	18 / 16	4 / 2	32-138 / 27-175	31-45-0 / 25-42-0	424 / 381	77-562 / 69-556	23 / 140	1 / 0
Washington St.	21-17	19 / 14	10 / 3	6 / 10	3 / 1	42-169 / 19-42	17-27-0 / 27-31-0	175 / 222	69-344 / 50-264	6 / 79	1 / 2
Arizona	45-20	27 / 14	17 / 8	7 / 5	3 / 1	55-306 / 25-156	13-25-0 / 15-30-0	151 / 231	80-457 / 55-387	12 / 116	2 / 4
<b>Totals</b>	<b>351-193</b>	<b>232 / 150</b>	<b>109 / 60</b>	<b>102 / 80</b>	<b>21 / 10</b>	<b>367-1822 / 260-1192</b>	<b>185-276-3 / 157-260-10</b>	<b>2288 / 1910</b>	<b>643-4110 / 520-3102</b>	<b>605 / 922</b>	<b>10 / 19</b>

Opponents	3rd Down Conversion	4th Down Conversion	Time of Possession	TOP Margin	Avg Yds/Rush	Avg Yds/Pass	Avg Yds/Play	Punting Number-Avg	Penalties Number-Yards	Sacks
Florida	8-13 / 7-12	0-1 / 2-2	32:17 / 27:43	04:34	5.9 / 7.3	6.8 / 7.0	6.3 / 7.2	2-46.5 / 3-40.0	3-15.0 / 7-38.0	0 / 0
Southern Utah	5-10 / 1-12	2-2 / 0-1	36:26 / 23:34	12:52	5.9 / 2.0	12.1 / 1.8	8.4 / 1.9	2-40.5 / 10-48.4	9-70.0 / 9-102.0	2 / 1
San Diego St.	8-15 / 3-15	0-1 / 1-2	31:16 / 28:44	02:32	4.6 / 3.3	7.5 / 2.9	5.9 / 3.1	5-38.2 / 7-46.1	7-62.0 / 9-64.0	2 / 2
Arizona St.	5-15 / 3-11	3-4 / 1-2	35:33 / 24:27	11:06	4.6 / 0.3	9.0 / 7.3	6.3 / 4.8	3-39.3 / 5-46.4	5-35.0 / 6-70.0	5 / 0
Oregon St.	4-10 / 3-10	0-0 / 1-3	28:45 / 31:15	-02:30	5.2 / 4.6	8.0 / 8.2	6.4 / 6.2	5-37.2 / 1-48.0	4-56.0 / 3-37.0	0 / 0
UCLA	7-13 / 5-9	0-2 / 0-1	33:51 / 26:09	07:42	4.5 / 5.3	8.4 / 13.0	6.2 / 8.2	2-37.0 / 2-49.0	4-29.0 / 11-68.0	2 / 2
Southern California	7-13 / 5-9	3-3 / 0-2	31:50 / 28:10	03:40	4.3 / 6.5	9.4 / 9.1	7.3 / 8.1	2-42.5 / 2-50.5	5-42.0 / 12-93.0	4 / 0
Washington St.	7-15 / 3-10	1-2 / 0-2	35:07 / 24:53	10:14	4.0 / 2.2	6.5 / 7.2	5.0 / 5.3	4-35.8 / 4-48.3	6-65.0 / 8-52.0	4 / 1
Arizona	8-12 / 3-11	1-1 / 0-2	37:59 / 22:01	15:58	5.6 / 6.2	6.0 / 7.7	5.7 / 7.0	1-38.0 / 5-41.2	1-15.0 / 4-55.0	3 / 1
<b>Totals</b>	<b>59-116 / 33-99</b>	<b>10-16 / 5-17</b>	<b>303:04 / 236:56</b>	<b>66:08</b>	<b>5.0 / 4.6</b>	<b>8.3 / 7.3</b>	<b>6.4 / 6.0</b>	<b>26-38.8 / 39-46.3</b>	<b>44-389.0 / 69-579.0</b>	<b>22 / 7</b>

Note: Game totals are displayed in the format TEAM/OPPONENT for each category



INDIVIDUAL STATISTICS

Rushing

Player	gp	att	gain	loss	net	avg	td	lg	avg/g
Tavion Thomas	8	101	467	15	452	4.5	5	28	56.5
Cameron Rising	8	49	349	48	301	6.1	6	29	37.6
Jaylon Glover	6	65	307	9	298	4.6	3	29	49.7
Micah Bernard	9	62	274	8	266	4.3	2	36	29.6
Ja'Quinden Jackson	8	39	218	13	205	5.3	3	32	25.6
Chris Curry	3	12	81	0	81	6.8	1	24	27.0
Bryson Barnes	6	11	77	6	71	6.5	0	28	11.8
Jaylen Dixon	9	4	62	0	62	15.5	3	22	6.9
Charlie Vincent	9	11	40	2	38	3.5	1	7	4.2
Money Parks	9	4	25	0	25	6.3	0	13	2.8
Nate Johnson	1	3	23	0	23	7.7	2	9	23.0
Devaughn Vele	9	1	5	0	5	5.0	0	5	0.6
Team	9	3	0	5	-5	-1.7	0	0	-0.6
<b>Total</b>	<b>9</b>	<b>367</b>	<b>1934</b>	<b>112</b>	<b>1822</b>	<b>5.0</b>	<b>26</b>	<b>36</b>	<b>202.4</b>
<b>Opponents</b>	<b>9</b>	<b>260</b>	<b>1440</b>	<b>248</b>	<b>1192</b>	<b>4.6</b>	<b>11</b>	<b>57</b>	<b>132.4</b>

Punt Returns

Player	no.	yds	avg	td	lg
Devaughn Vele	18	196	10.9	0	23
Tiquan Gilmore	3	3	1.0	0	11
Money Parks	1	3	3.0	0	3
<b>Total</b>	<b>22</b>	<b>202</b>	<b>9.2</b>	<b>0</b>	<b>23</b>
<b>Opponents</b>	<b>5</b>	<b>3</b>	<b>0.6</b>	<b>0</b>	<b>7</b>

Interceptions

Player	no.	yds	avg	td	lg
Clark Phillips	5	137	27.4	2	80
R.J. Hubert	2	109	54.5	1	70
Junior Tafuna	1	0	0.0	0	0
Cole Bishop	1	0	0.0	0	0
Karene Reid	1	13	13.0	0	13
<b>Total</b>	<b>10</b>	<b>259</b>	<b>25.9</b>	<b>3</b>	<b>80</b>
<b>Opponents</b>	<b>3</b>	<b>0</b>	<b>0.0</b>	<b>0</b>	<b>0</b>

Passing

Player	gp	effc	comp-att-int	pct	yds	td	lg	avg/g
Cameron Rising	8	156.8	161-240-3	67.1	2006	16	72	250.8
Bryson Barnes	6	159.2	23-33-0	69.7	273	2	31	45.5
Devaughn Vele	9	175.6	1-1-0	100.0	9	0	9	1.0
Team	9	0.0	0-2-0	0.0	0	0	0	0.0
<b>Total</b>	<b>9</b>	<b>156.0</b>	<b>185-276-3</b>	<b>67.0</b>	<b>2288</b>	<b>18</b>	<b>72</b>	<b>254.2</b>
<b>Opponents</b>	<b>9</b>	<b>130.9</b>	<b>157-260-10</b>	<b>60.4</b>	<b>1910</b>	<b>13</b>	<b>70</b>	<b>212.2</b>

Kick Returns

Player	no.	yds	avg	td	lg
Micah Bernard	3	79	26.3	0	44
Solomon Enis	1	4	4.0	0	4
Money Parks	1	14	14.0	0	14
<b>Total</b>	<b>6</b>	<b>97</b>	<b>16.2</b>	<b>0</b>	<b>44</b>
<b>Opponents</b>	<b>39</b>	<b>882</b>	<b>22.6</b>	<b>0</b>	<b>58</b>

Receiving

Player	gp	no.	yds	avg	td	lg	avg/g
Dalton Kincaid	8	46	614	13.3	7	37	76.8
Devaughn Vele	9	38	485	12.8	4	25	53.9
Micah Bernard	9	21	193	9.2	0	26	21.4
Brant Kuithe	4	19	206	10.8	3	37	51.5
Jaylen Dixon	9	14	158	11.3	1	27	17.6
Money Parks	9	14	254	18.1	0	45	28.2
Solomon Enis	7	10	83	8.3	1	15	11.9
Thomas Yassmin	8	8	164	20.5	2	72	20.5
Tavion Thomas	8	5	44	8.8	0	18	5.5
Makai Cope	8	4	41	10.3	0	14	5.1
Munir McClain	7	2	18	9.0	0	12	2.6
Logan Kendall	9	2	13	6.5	0	8	1.4
Cameron Rising	8	1	9	9.0	0	9	1.1
Jaylon Glover	6	1	6	6.0	0	6	1.0
<b>Total</b>	<b>9</b>	<b>185</b>	<b>2288</b>	<b>12.4</b>	<b>18</b>	<b>72</b>	<b>254.2</b>
<b>Opponents</b>	<b>9</b>	<b>157</b>	<b>1910</b>	<b>12.2</b>	<b>13</b>	<b>70</b>	<b>212.2</b>

Fumble Returns

Player	no.	yds	avg	td	lg
R.J. Hubert	2	47	23.5	0	47
Jonah Elliss	2	0	0.0	0	0
Malone Mataele	1	0	0.0	0	0
Zemaiah Vaughn	1	0	0.0	0	0
Caine Savage	1	0	0.0	0	0
Connor O'Toole	1	0	0.0	0	0
JT Greep	1	0	0.0	0	0
<b>Total</b>	<b>9</b>	<b>47</b>	<b>5.2</b>	<b>0</b>	<b>47</b>
<b>Opponents</b>	<b>7</b>	<b>37</b>	<b>5.3</b>	<b>0</b>	<b>37</b>

INDIVIDUAL STATISTICS

Scoring

Player	td	fg	PAT						pts
			kick	rush	rcv	pass	dxp	saf	
Jordan Noyes	-	6-8	30-30	-	-	-	-	-	48
Dalton Kincaid	7	-	-	-	-	-	-	-	42
Cameron Rising	6	-	-	2	-	-	-	-	40
Tavion Thomas	5	-	-	-	-	-	-	-	30
Devaughn Vele	4	-	-	-	-	-	-	-	24
Jaylen Dixon	4	-	-	-	-	-	-	-	24
Ja'Quinden Jackson	3	-	-	-	-	-	-	-	18
Jaylon Glover	3	-	-	-	-	-	-	-	18
Brant Kuithe	3	-	-	-	-	-	-	-	18
Jadon Redding	-	1-2	14-14	-	-	-	-	-	17
Clark Phillips	2	-	-	-	-	-	-	-	12
Nate Johnson	2	-	-	-	-	-	-	-	12
Thomas Yassmin	2	-	-	-	-	-	-	-	12
Micah Bernard	2	-	-	-	-	-	-	-	12
Chris Curry	1	-	-	-	-	-	-	-	6
Solomon Enis	1	-	-	-	-	-	-	-	6
R.J. Hubert	1	-	-	-	-	-	-	-	6
Charlie Vincent	1	-	-	-	-	-	-	-	6
<b>Total</b>	<b>47</b>	<b>7-10</b>	<b>44-44</b>	<b>2</b>	<b>0</b>	<b>0</b>	<b>0</b>	<b>0</b>	<b>351</b>
<b>Opponents</b>	<b>24</b>	<b>7-8</b>	<b>22-22</b>	<b>0</b>	<b>2</b>	<b>2</b>	<b>0</b>	<b>1</b>	<b>193</b>

Field Goals

Player	fg	pct.	01-19	20-29	30-39	40-49	50-99	lg	blk
Jordan Noyes	6-8	75.0	0-0	4-4	1-2	1-2	0-0	43	0
Jadon Redding	1-2	50.0	0-0	1-1	0-1	0-0	0-0	27	0
<b>Opponents</b>	<b>7-8</b>	<b>87.5</b>	<b>0-0</b>	<b>2-3</b>	<b>3-3</b>	<b>2-2</b>	<b>0-0</b>	<b>47</b>	<b>0</b>

FG Sequence

Team Name	Utah	Opponents
Florida	(43),(31)	
Southern Utah	(26)	
Arizona St.	(23),(28)	(36),(47)
UCLA	(23),43	21
Southern California	34	
Washington St.	37	(42)
Arizona	(27)	(30)
Oregon St.		(26),(26),(31)

Numbers in (parentheses) indicate field goal was made

Total Offense

Player	g	plays	rush	pass	total	avg/g
Cameron Rising	8	289	301	2006	2307	288.4
Tavion Thomas	8	101	452	0	452	56.5
Bryson Barnes	6	44	71	273	344	57.3
Jaylon Glover	6	65	298	0	298	49.7
Micah Bernard	9	62	266	0	266	29.6
Ja'Quinden Jackson	8	39	205	0	205	25.6
Chris Curry	3	12	81	0	81	27.0
Jaylen Dixon	9	4	62	0	62	6.9
Charlie Vincent	9	11	38	0	38	4.2
Money Parks	9	4	25	0	25	2.8
Nate Johnson	1	3	23	0	23	23.0
Devaughn Vele	9	2	5	9	14	1.6
Team	9	0	-5	0	-5	-0.6
<b>Total</b>	<b>9</b>	<b>643</b>	<b>1822</b>	<b>2288</b>	<b>4110</b>	<b>456.7</b>
<b>Opponents</b>	<b>9</b>	<b>520</b>	<b>1192</b>	<b>1910</b>	<b>3102</b>	<b>344.7</b>

Punting

Player	no.	yds	avg	lg	tb	fc	i20	50+	blk
Jack Bouwmeester	25	974	39.0	48	1	16	8	0	0
Cameron Rising	1	35	35.0	35	1	0	0	0	0
<b>Total</b>	<b>26</b>	<b>1009</b>	<b>38.8</b>	<b>48</b>	<b>2</b>	<b>16</b>	<b>8</b>	<b>0</b>	<b>0</b>
<b>Opponents</b>	<b>39</b>	<b>1805</b>	<b>46.3</b>	<b>63</b>	<b>1</b>	<b>10</b>	<b>10</b>	<b>7</b>	<b>0</b>

Kickoffs

Player	no.	yds	avg	tb	ob	retn	net	ydln
Jadon Redding	29	1787	61.6	9	0			
Jordan Noyes	26	1606	61.8	10	3			
Ben Norton	7	437	62.4	1	0			
Jack Bouwmeester	1	54	54.0	0	0			
<b>Total</b>	<b>63</b>	<b>3884</b>	<b>61.7</b>	<b>20</b>	<b>3</b>	<b>39</b>	<b>38.5</b>	<b>26</b>
<b>Opponents</b>	<b>39</b>	<b>2368</b>	<b>60.7</b>	<b>31</b>	<b>1</b>	<b>6</b>	<b>36.8</b>	<b>28</b>

INDIVIDUAL STATISTICS

All Purpose

Player	g	rush	rcv	pr	kr	ir	total	avg/g
Devaughn Vele	9	5	485	196	0	0	686	76.2
Dalton Kincaid	8	0	614	0	0	0	614	76.8
Micah Bernard	9	266	193	0	79	0	538	59.8
Tavion Thomas	8	452	44	0	0	0	496	62.0
Cameron Rising	8	301	9	0	0	0	310	38.8
Jaylon Glover	6	298	6	0	0	0	304	50.7
Money Parks	9	25	254	3	14	0	296	32.9
Jaylen Dixon	9	62	158	0	0	0	220	24.4
Brant Kuithe	4	0	206	0	0	0	206	51.5
Ja'Quinden Jackson	8	205	0	0	0	0	205	25.6
Thomas Yassmin	8	0	164	0	0	0	164	20.5
Clark Phillips	9	0	0	0	0	137	137	15.2
R.J. Hubert	9	0	0	0	0	109	109	12.1
Solomon Enis	7	0	83	0	4	0	87	12.4
Chris Curry	3	81	0	0	0	0	81	27.0
Bryson Barnes	6	71	0	0	0	0	71	11.8
Makai Cope	8	0	41	0	0	0	41	5.1
Charlie Vincent	9	38	0	0	0	0	38	4.2
Nate Johnson	1	23	0	0	0	0	23	23.0
Munir McClain	7	0	18	0	0	0	18	2.6
Logan Kendall	9	0	13	0	0	0	13	1.4
Karene Reid	9	0	0	0	0	13	13	1.4
Tiquan Gilmore	4	0	0	3	0	0	3	0.8
Team	9	-5	0	0	0	0	-5	-0.6
<b>Total</b>	<b>9</b>	<b>1822</b>	<b>2288</b>	<b>202</b>	<b>97</b>	<b>259</b>	<b>4668</b>	<b>518.7</b>
<b>Opponents</b>	<b>9</b>	<b>1192</b>	<b>1910</b>	<b>3</b>	<b>882</b>	<b>0</b>	<b>3987</b>	<b>443.0</b>

DEFENSIVE INDIVIDUAL STATISTICS

Team Defense

##	Player	gp	Tackles				tfl/yds	Sacks	Pass defense			Fumbles		blkd	
			ua	a	tot	no-yds		int-yds	brup	qbh	fr-yds	ff	kick	saf	
8	Cole Bishop	9	30	25	55	5-15	1-11	1-0	2	2	.	.	.	.	
11	R.J. Hubert	9	41	13	54	2-5	.	2-109	2	.	2-47	2	.	.	
21	Karene Reid	9	25	26	51	7-33	4-29	1-13	2	2	.	1	.	.	
4	JaTravis Broughton	9	26	8	34	2-12	1-10	.	2	.	.	.	.	.	
3	Mohamoud Diabate	7	17	17	34	6.5-21	1.5-10	.	.	.	.	.	.	.	
81	Connor O'Toole	9	12	12	24	2.5-4	0.5-2	.	1	2	1-0	.	.	.	
20	Lander Barton	9	14	10	24	3-18	2-14	.	.	1	.	1	.	.	
58	Junior Tafuna	9	13	9	22	2.5-6	.	1-0	.	1	.	.	.	.	
83	Jonah Elliss	9	13	9	22	4.5-15	1.5-7	.	.	1	2-0	2	.	.	
1	Clark Phillips	9	14	7	21	2-11	1-8	5-137	2	.	.	.	.	.	
91	Gabe Reid	8	13	6	19	5.5-45	3.5-40	.	1	2	.	.	.	.	
7	Van Fillinger	8	10	8	18	5-33	5-33	.	.	2	.	1	.	.	
28	Sione Vaki	9	14	4	18	0.5-1	.	.	.	.	.	1	.	.	
77	Simote Pepa	9	6	8	14	0.5-2	.	.	2	.	.	.	.	.	
12	Clayton Isbell	8	7	5	12	0.5-1	.	.	.	1	.	.	.	.	
47	Miki Suguturaga	9	6	5	11	0.5-1	.	.	1	1	.	.	.	.	
95	Aliki Vimahi	9	3	7	10	1.5-12	1-12	.	.	.	.	.	.	.	
16	Zemaiah Vaughn	9	7	3	10	.	.	.	8	.	1-0	.	.	.	
87	Thomas Yassmin	8	1	5	6	.	.	.	.	.	.	.	.	.	
15	Malone Mataele	7	5	1	6	.	.	.	.	.	1-0	.	.	.	
55	Andrew Mata'afa	8	3	2	5	0.5-0	.	.	.	.	.	.	.	.	
19	Bryson Reeves	9	2	2	4	.	.	.	.	.	.	.	.	.	
46	Lolani Langi	7	2	2	4	.	.	.	.	.	.	.	.	.	
97	Jadon Redding	8	3	.	3	.	.	.	.	.	.	.	.	.	
54	Hayden Furey	7	2	1	3	1-2	.	.	1	.	.	.	.	.	
57	Keanu Tanuvasa	2	.	3	3	0.5-2	.	.	1	.	.	.	.	.	
5	Caine Savage	9	2	1	3	.	.	.	.	.	1-0	.	.	.	
50	Fua Pututau	1	.	2	2	.	.	.	.	.	.	.	.	.	
90	Devin Kaufusi	8	.	2	2	.	.	.	.	.	.	.	.	.	
99	Tennessee Pututau	1	1	1	2	.	.	.	.	.	.	.	.	.	
19	Luca Caldarella	3	1	.	1	.	.	.	.	.	.	.	.	.	
38	Ben Norton	2	1	.	1	.	.	.	.	.	.	.	.	.	
12	Tyler Wegis	1	.	1	1	.	.	.	.	.	.	.	.	.	
39	Jadon Pearson	8	.	1	1	.	.	.	.	.	.	.	.	.	
23	Faybian Marks	6	1	.	1	.	.	.	.	.	.	.	.	.	
21	Solomon Enis	7	.	1	1	.	.	.	.	.	.	.	.	.	
86	Dalton Kincaid	8	1	.	1	.	.	.	.	.	.	.	.	.	
6	Justin Medlock	4	1	.	1	.	.	.	.	.	.	.	.	.	
57	JT Greep	9	.	1	1	.	.	.	.	.	1-0	.	.	.	
9	Tavion Thomas	8	1	.	1	.	.	.	.	.	.	.	.	.	
0	Ethan Calvert	7	.	1	1	.	.	.	.	.	.	.	.	.	

## DEFENSIVE INDIVIDUAL STATISTICS

##	Player	gp	Tackles				Sacks	Pass defense			Fumbles		blkd	
			ua	a	tot	tfl/yds	no-yds	int-yds	brup	qbh	fr-yds	ff	kick	saf
10	Money Parks	9	1	.	1	.	.	.	.	.	.	.	.	.
26	Charlie Vincent	9	.	1	1	.	.	.	.	.	.	.	.	.
9	Elijah Davis	3	.	.	.	.	.	.	.	1	.	.	.	.
2	Kenzel Lawler	3	.	.	.	.	.	.	1	.	.	.	.	.
<b>Totals</b>		<b>9</b>	<b>300</b>	<b>210</b>	<b>510</b>	<b>53-239</b>	<b>22-176</b>	<b>10-259</b>	<b>26</b>	<b>16</b>	<b>9-47</b>	<b>8</b>	<b>0</b>	<b>0</b>
Opponents		9	364	308	672	32-108	7-54	3-0	27	15	7-37	6	0	1

BY QUARTER STATISTICS

3rd-Down Conversions

Date	Opponent	Score	Overall	1st Qtr	2nd Qtr	3rd Qtr	4th Qtr	Overtime
09/03/2022	at Florida	L 26-29	8-13 61.5	1-2 50.0	1-4 25.0	2-3 66.7	4-4 100.0	0-0 0.0
09/10/2022	Southern Utah	W 73-7	5-10 50.0	2-4 50.0	1-2 50.0	1-1 100.0	1-3 33.3	0-0 0.0
09/17/2022	San Diego St.	W 35-7	8-15 53.3	2-5 40.0	4-6 66.7	1-2 50.0	1-2 50.0	0-0 0.0
09/24/2022	at Arizona St.	W 34-13	5-15 33.3	3-5 60.0	2-4 50.0	0-3 0.0	0-3 0.0	0-0 0.0
10/01/2022	Oregon St.	W 42-16	4-10 40.0	1-3 33.3	2-4 50.0	0-1 0.0	1-2 50.0	0-0 0.0
10/08/2022	at UCLA	L 32-42	7-13 53.8	1-3 33.3	3-4 75.0	2-2 100.0	1-4 25.0	0-0 0.0
10/15/2022	Southern California	W 43-42	7-13 53.8	2-4 50.0	0-2 0.0	1-2 50.0	4-5 80.0	0-0 0.0
10/27/2022	at Washington St.	W 21-17	7-15 46.7	2-5 40.0	1-3 33.3	3-4 75.0	1-3 33.3	0-0 0.0
11/05/2022	Arizona	W 45-20	8-12 66.7	3-4 75.0	3-4 75.0	0-2 0.0	2-2 100.0	0-0 0.0
<b>Utah</b>			<b>59-116 50.9</b>	<b>17-35 48.6</b>	<b>17-33 51.5</b>	<b>10-20 50.0</b>	<b>15-28 53.6</b>	<b>0-0 0.0</b>
<b>Opponents</b>			<b>33-99 33.3</b>	<b>8-25 32.0</b>	<b>7-25 28.0</b>	<b>8-25 32.0</b>	<b>10-24 41.7</b>	<b>0-0 0.0</b>

4th-Down Conversions

Date	Opponent	Score	Overall	1st Qtr	2nd Qtr	3rd Qtr	4th Qtr	Overtime
09/03/2022	at Florida	L 26-29	0-1 0.0	0-0 0.0	0-0 0.0	0-1 0.0	0-0 0.0	0-0 0.0
09/10/2022	Southern Utah	W 73-7	2-2 100.0	1-1 100.0	0-0 0.0	0-0 0.0	1-1 100.0	0-0 0.0
09/17/2022	San Diego St.	W 35-7	0-1 0.0	0-1 0.0	0-0 0.0	0-0 0.0	0-0 0.0	0-0 0.0
09/24/2022	at Arizona St.	W 34-13	3-4 75.0	1-1 100.0	0-0 0.0	1-2 50.0	1-1 100.0	0-0 0.0
10/01/2022	Oregon St.	W 42-16	0-0 0.0	0-0 0.0	0-0 0.0	0-0 0.0	0-0 0.0	0-0 0.0
10/08/2022	at UCLA	L 32-42	0-2 0.0	0-0 0.0	0-0 0.0	0-0 0.0	0-2 0.0	0-0 0.0
10/15/2022	Southern California	W 43-42	3-3 100.0	1-1 100.0	0-0 0.0	1-1 100.0	1-1 100.0	0-0 0.0
10/27/2022	at Washington St.	W 21-17	1-2 50.0	0-0 0.0	1-1 100.0	0-1 0.0	0-0 0.0	0-0 0.0
11/05/2022	Arizona	W 45-20	1-1 100.0	0-0 0.0	0-0 0.0	1-1 100.0	0-0 0.0	0-0 0.0
<b>Utah</b>			<b>10-16 62.5</b>	<b>3-4 75.0</b>	<b>1-1 100.0</b>	<b>3-6 50.0</b>	<b>3-5 60.0</b>	<b>0-0 0.0</b>
<b>Opponents</b>			<b>5-17 29.4</b>	<b>1-2 50.0</b>	<b>0-5 0.0</b>	<b>1-3 33.3</b>	<b>3-7 42.9</b>	<b>0-0 0.0</b>

Time of Possession

Date	Opponent	Score	Overall	1st Qtr	2nd Qtr	3rd Qtr	4th Qtr	Overtime
09/03/2022	at Florida	L 26-29	32:17	02:56	10:54	10:57	07:30	00:00
09/10/2022	Southern Utah	W 73-7	36:26	08:28	10:39	03:06	14:13	00:00
09/17/2022	San Diego St.	W 35-7	31:16	08:09	10:56	05:52	06:19	00:00
09/24/2022	at Arizona St.	W 34-13	35:33	08:06	10:47	08:12	08:28	00:00
10/01/2022	Oregon St.	W 42-16	28:45	04:40	08:48	05:43	09:34	00:00
10/08/2022	at UCLA	L 32-42	33:51	07:55	10:31	05:49	09:36	00:00
10/15/2022	Southern California	W 43-42	31:50	08:04	05:14	08:55	09:37	00:00
10/27/2022	at Washington St.	W 21-17	35:07	09:57	08:19	08:40	08:11	00:00
11/05/2022	Arizona	W 45-20	37:59	09:30	08:17	09:57	10:15	00:00
<b>Utah</b>			<b>Total</b>	<b>67:45</b>	<b>84:25</b>	<b>67:11</b>	<b>83:43</b>	<b>00:00</b>
			<b>Avg.</b>	<b>33:40</b>	<b>07:32</b>	<b>09:23</b>	<b>07:28</b>	<b>00:00</b>
<b>Opponents</b>			<b>Total</b>	<b>59:14</b>	<b>58:36</b>	<b>55:30</b>	<b>63:36</b>	<b>00:00</b>
			<b>Avg.</b>	<b>26:20</b>	<b>06:35</b>	<b>06:31</b>	<b>07:04</b>	<b>00:00</b>

RED ZONE STATISTICS

Utah Inside Opponent Red-Zone

Date	Opponent	Score	Times In RZ	Times Scored	Total Pts	Total TDs	Rush TDs	Pass TDs	FGs Made	Failed to score inside RZ					
										FGA	Down	Int	Fumb	Half	Game
09/03/2022	at Florida	L 26-29	6	4	23	3	2	1	1	1	1	1	0	0	0
09/10/2022	Southern Utah	W 73-7	7	7	45	6	4	2	1	1	0	0	0	0	0
09/17/2022	San Diego St.	W 35-7	4	4	28	4	1	3	0	0	0	0	0	0	0
09/24/2022	at Arizona St.	W 34-13	6	5	27	3	2	1	2	2	1	0	0	0	0
10/01/2022	Oregon St.	W 42-16	4	3	21	3	0	3	0	0	0	0	0	0	1
10/08/2022	at UCLA	L 32-42	4	4	25	3	3	0	1	1	0	0	0	0	0
10/15/2022	Southern California	W 43-42	8	6	43	6	4	2	0	1	0	0	1	0	0
10/27/2022	at Washington St.	W 21-17	5	3	21	3	2	1	0	1	0	0	0	0	1
11/05/2022	Arizona	W 45-20	8	7	45	6	5	1	1	1	0	0	1	0	0
<b>Totals 43 of 52 (82.7%)</b>			<b>52</b>	<b>43</b>	<b>278</b>	<b>37</b>	<b>23</b>	<b>14</b>	<b>6</b>	<b>8</b>	<b>2</b>	<b>1</b>	<b>2</b>	<b>0</b>	<b>2</b>

Opponents Inside Utah Red-Zone

Date	Opponent	Score	Times In RZ	Times Scored	Total Pts	Total TDs	Rush TDs	Pass TDs	FGs Made	Failed to score inside RZ					
										FGA	Down	Int	Fumb	Half	Game
09/03/2022	Florida	L 26-29	3	3	22	3	3	0	0	0	0	0	0	0	0
09/10/2022	Southern Utah	W 73-7	0	0	0	0	0	0	0	0	0	0	0	0	0
09/17/2022	San Diego St.	W 35-7	1	1	7	1	0	1	0	0	0	0	0	0	0
09/24/2022	Arizona St.	W 34-13	3	2	10	1	0	1	1	1	0	1	0	0	0
10/01/2022	Oregon St.	W 42-16	5	3	9	0	0	0	3	3	0	2	0	0	0
10/08/2022	UCLA	L 32-42	6	5	35	5	2	3	0	1	0	0	0	0	0
10/15/2022	Southern California	W 43-42	6	6	42	6	1	5	0	0	0	0	0	0	0
10/27/2022	Washington St.	W 21-17	2	2	10	1	1	0	1	1	0	0	0	0	0
11/05/2022	Arizona	W 45-20	3	3	18	2	1	1	1	1	0	0	0	0	0
<b>Totals 25 of 29 (86.2%)</b>			<b>29</b>	<b>25</b>	<b>153</b>	<b>19</b>	<b>8</b>	<b>11</b>	<b>6</b>	<b>7</b>	<b>0</b>	<b>3</b>	<b>0</b>	<b>0</b>	<b>0</b>

## TEAM HIGHS

<b>RUSHES</b>	55	Arizona (11/05/2022)
<b>YARDS RUSHING</b>	306	Arizona (11/05/2022)
<b>YARDS PER RUSH</b>	5.9	at Florida (09/03/2022)
<b>TD RUSHES</b>	5	Arizona (11/05/2022)
	5	Southern Utah (09/10/2022)
<b>PASS ATTEMPTS</b>	45	Southern California (10/15/2022)
<b>PASS COMPLETIONS</b>	31	Southern California (10/15/2022)
<b>YARDS PASSING</b>	424	Southern California (10/15/2022)
<b>YARDS PER PASS</b>	12.1	Southern Utah (09/10/2022)
<b>TD PASSES</b>	4	San Diego St. (09/17/2022)
	4	Southern Utah (09/10/2022)
<b>TOTAL PLAYS</b>	80	Arizona (11/05/2022)
<b>TOTAL OFFENSE</b>	598	Southern Utah (09/10/2022)
<b>YARDS PER PLAY</b>	8.4	Southern Utah (09/10/2022)
<b>POINTS</b>	73	Southern Utah (09/10/2022)
<b>SACKS BY</b>	5	at Arizona St. (09/24/2022)
<b>FIRST DOWNS</b>	31	Southern California (10/15/2022)
	31	at UCLA (10/08/2022)
	31	Southern Utah (09/10/2022)
<b>PENALTIES</b>	9	Southern Utah (09/10/2022)
<b>PENALTY YARDS</b>	70	Southern Utah (09/10/2022)
<b>TURNOVERS</b>	2	Arizona (11/05/2022)
	2	at UCLA (10/08/2022)
<b>PUNTS</b>	5	San Diego St. (09/17/2022)
	5	Oregon St. (10/01/2022)
<b>PUNTING AVG</b>	46.5	at Florida (09/03/2022)
<b>LONG PUNT</b>	48	at Florida (09/03/2022)
<b>PUNTS INSIDE 20</b>	2	at UCLA (10/08/2022)
<b>LONG PUNT RETURN</b>	23	Southern California (10/15/2022)



## INDIVIDUAL HIGHS

<b>RUSHES</b>	23	Tavion Thomas at Florida (09/03/2022)
<b>YARDS RUSHING</b>	115	Tavion Thomas at Florida (09/03/2022)
<b>TD RUSHES</b>	3	Cameron Rising vs Southern California (10/15/2022)
<b>LONG RUSH</b>	36	Micah Bernard vs Southern Utah (09/10/2022)
<b>PASS ATTEMPTS</b>	44	Cameron Rising vs Southern California (10/15/2022)
<b>PASS COMPLETIONS</b>	30	Cameron Rising vs Southern California (10/15/2022)
<b>YARDS PASSING</b>	415	Cameron Rising vs Southern California (10/15/2022)
<b>TD PASSES</b>	4	Cameron Rising vs San Diego St. (09/17/2022)
<b>LONG PASS</b>	72	Cameron Rising at Arizona St. (09/24/2022)
<b>RECEPTIONS</b>	16	Dalton Kincaid vs Southern California (10/15/2022)
<b>YARDS RECEIVING</b>	234	Dalton Kincaid vs Southern California (10/15/2022)
<b>TD RECEPTIONS</b>	2	Dalton Kincaid at Arizona St. (09/24/2022)
	2	Devaughn Vele vs San Diego St. (09/17/2022)
	2	Dalton Kincaid vs Southern Utah (09/10/2022)
<b>LONG RECEPTION</b>	72	Thomas Yassmin at Arizona St. (09/24/2022)
<b>PUNTS</b>	5	Jack Bouwmeester vs San Diego St. (09/17/2022)
<b>PUNTING AVG</b>	46.5	Jack Bouwmeester at Florida (09/03/2022)
<b>LONG PUNT</b>	48	Jack Bouwmeester at Florida (09/03/2022)
<b>PUNTS INSIDE 20</b>	2	Jack Bouwmeester at UCLA (10/08/2022)
<b>LONG PUNT RETURN</b>	23	Devaughn Vele vs Southern California (10/15/2022)
<b>LONG KICKOFF RETURN</b>	44	Micah Bernard vs Southern Utah (09/10/2022)
<b>TACKLES</b>	12	R.J. Hubert vs Oregon St. (10/01/2022)
	12	Cole Bishop at Florida (09/03/2022)
<b>SACKS</b>	2	Gabe Reid at Arizona St. (09/24/2022)
<b>TACKLES FOR LOSS</b>	4	Mohamoud Diabate vs Oregon St. (10/01/2022)

OFFENSIVE SCORING DRIVES

Opponent	Qtr	PI-Yd	TOP	Scoring Play
Florida	1	5-25	1:25	Rising to Kuithe (7 yds)
	2	11-50	5:13	Noyes FG (43 yds)
	2	8-25	4:40	Noyes FG (31 yds)
	3	9-89	4:59	Bernard Rush (7 yds)
4	11-73	6:14	Thomas Rush (9 yds)	

Opponent	Qtr	PI-Yd	TOP	Scoring Play
Southern Utah	1	8-44	4:24	Thomas Rush (13 yds)
	2	7-56	2:35	Thomas Rush (7 yds)
	2	2-18	1:05	Curry Rush (12 yds)
	2	6-37	2:12	Noyes FG (26 yds)
	2	5-65	2:49	Rising to Kuithe (2 yds)
	2	5-80	1:30	Rising to Kincaid (37 yds)
	2	4-57	0:28	Rising to Kincaid (6 yds)
	3	6-78	3:06	Glover Rush (4 yds)
	4	12-80	7:31	Barnes to Yassmin (29 yds)
	4	2-72	0:52	Glover Rush (29 yds)

Opponent	Qtr	PI-Yd	TOP	Scoring Play
San Diego St.	2	7-77	2:25	Rising to Kuithe (30 yds)
	2	9-82	4:34	Rising to Enis (13 yds)
	2	4-27	1:41	Rising to Vele (15 yds)
	3	4-30	1:51	Thomas Rush (18 yds)
	3	4-55	1:52	Rising to Vele (3 yds)

Opponent	Qtr	PI-Yd	TOP	Scoring Play
Arizona St.	1	2-53	0:22	Rising to Kincaid (29 yds)
	1	14-70	6:15	Rising to Kincaid (6 yds)
	2	8-26	4:03	Noyes FG (23 yds)
	2	10-75	4:01	Jackson Rush (2 yds)
	3	9-74	3:56	Dixon Rush (11 yds)
	4	9-24	4:11	Noyes FG (28 yds)

Opponent	Qtr	PI-Yd	TOP	Scoring Play
Oregon St.	1	3-25	1:15	Rising to Dixon (19 yds)
	2	5-60	2:07	Rising Rush (24 yds)
	3	8-75	3:28	Rising to Vele (16 yds)
	3	2-30	0:43	Dixon Rush (22 yds)
4	5-36	2:18	Rising to Kincaid (4 yds)	

Opponent	Qtr	PI-Yd	TOP	Scoring Play
UCLA	2	11-70	5:10	Noyes FG (23 yds)
	2	8-84	4:15	Thomas Rush (5 yds)
	3	11-75	5:49	Rising Rush (6 yds)
	4	10-75	4:28	Rising Rush (9 yds)

Opponent	Qtr	PI-Yd	TOP	Scoring Play
USC	1	9-75	3:45	Bernard Rush (12 yds)
	2	4-60	1:37	Rising Rush (2 yds)
	2	5-70	0:45	Rising to Vele (16 yds)
	3	7-75	2:58	Rising to Kincaid (4 yds)
	4	10-79	4:10	Rising Rush (1 yd)
	4	15-75	5:27	Rising Rush (1 yd)

Opponent	Qtr	PI-Yd	TOP	Scoring Play
Washington St.	2	7-65	4:01	Jackson Rush (6 yds)
	2	8-25	2:27	Glover Rush (1 yd)
	3	7-60	4:00	Barnes to Kincaid (5 yds)

Opponent	Qtr	PI-Yd	TOP	Scoring Play
Arizona	1	6-37	2:26	Dixon Rush (7 yds)
	1	11-75	5:32	N. Johnson Rush (8 yds)
	2	5-60	2:41	N. Johnson Rush (9 yds)
	3	9-41	4:49	Redding FG (27 yds)
	4	10-61	4:49	Rising to Yassmin (12 yds)
	4	7-43	4:29	Vincent Rush (2 yds)

**LONGEST AND SHORTEST DRIVES**

UTAH		UTAH		OPPONENT		OPPONENT	
Most Plays		Fewest Plays		Most Plays		Fewest Plays	
15	vs. USC, 10/15 TD (75 yds, 5:27)	1	2x, Last vs. Arizona, 11/5 TD (9 yds, :07)	14	2x, Last at Florida, 9/3 TD (75 yds, 4:57)	1	10x, Last at UCLA, 10/8 End of Half (-2 yds, 0:30)
14	2x, Last at WSU, 10/27 Missed FG (56 yds, 6:55)	2	5x, Last vs. Arizona, 11/5 FUM (32 yds, :52)	11	2x, Last vs. USC, 10/15 TD (90 yds, 4:33)	2	6x, Last vs. Arizona, 11/5 FUM (33 yds, :54)
Most Yards		Fewest Yards		Most Yards		Fewest Yards	
89	at Florida, 9/3 TD (9 plays, 4:59)	-8	3x, Last at WSU, 10/27 Punt (3 plays, 1:51)	97	at UCLA, 10/8 TD (7 plays, 3:20)	-22	vs. Southern Utah, 9/10 INT (1 play, 1:07)
82	vs. San Diego St. 9/17 TD (9 plays, 4:34)	-3	vs. Southern Utah, 9/10 End of Half (2 plays, 1:17)	90	vs. USC, 10/15 TD (11 plays, 4:33)	-18	at Arizona St., 9/24 Punt (3 plays, 1:28)
Most Time		Least Time		Most Time		Least Time	
7:31	vs. Southern Utah, 9/10 TD (12 plays, 80 yds)	0:07	vs. Arizona, 11/5 TD (1 play, 9 yds)	7:13	at Florida, 9/3 TD (14 plays, 63 yds)	0:04	at UCLA, 10/8 TD (1 play, 1 yd)
7:16	vs. Oregon St., 10/1 End of Half (11 plays, 77 yds)	0:08	vs. Southern Utah, 9/10 FUM (1 play, 12 yards)	5:34	at UCLA, 10/8 INT (11 plays, 52 yds)	0:06	vs. Southern Utah, 9/10 INT (1 play, 0 yds)

**GAME-OPENING DRIVES**

Date	Home/Away	Opponent	Pts	UTAH		Pts	OPPONENT	
				FD	Yds		FD	Yds
9/3	Away	Florida	7	1	25	0	3	64
9/10	Home	Southern Utah	7	3	44	0	1	14
9/17	Home	San Diego State	0	3	37	0	0	2
9/24	Away	Arizona State	0	1	13	0	0	-18
10/1	Home	Oregon State	7	1	25	0	1	11
10/8	Away	UCLA	0	2	26	0	1	17
10/15	Home	USC	0	3	59	7	2	75
10/27	Away	Washington State	0	4	56	0	0	-6
11/5	Home	Arizona	0	1	20	0	1	35
<b>TOTALS</b>			<b>21</b>	<b>19</b>	<b>305</b>	<b>7</b>	<b>9</b>	<b>194</b>

**SECOND HALF-OPENING DRIVES**

Date	Home/Away	Opponent	Pts	UTAH		Pts	OPPONENT	
				FD	Yds		FD	Yds
9/3	Away	Florida	0	3	71	0	3	49
9/10	Home	Southern Utah	7	2	78	0	0	-22
9/17	Home	San Diego State	7	2	30	0	1	12
9/24	Away	Arizona State	0	1	11	0	0	7
10/1	Home	Oregon State	0	0	4	3	2	44
10/8	Away	UCLA	8	5	75	7	3	48
10/15	Home	USC	7	3	75	7	3	50
10/27	Away	Washington State	0	2	53	0	2	52
11/5	Home	Arizona	0	4	73	0	0	9
<b>TOTALS</b>			<b>29</b>	<b>23</b>	<b>470</b>	<b>17</b>	<b>14</b>	<b>249</b>

SCORING DRIVE LENGTH (DEFENSIVE/SPECIAL TEAMS TDs NOT INCLUDED)

Yards	UTAH		OPPONENT	
	TD	FG	TD	FG
0-9	1	0	1	0
10-19	1	0	1	0
20-29	4	3	3	2
30-39	4	1	0	0
40-49	2	1	2	2
50-59	4	1	2	0
60-69	7	0	4	1
70-79	16	1	10	1
80-89	5	0	1	0
90-99	0	0	2	0
<b>Season</b>	<b>43</b>	<b>7</b>	<b>26</b>	<b>6</b>

TAKEAWAY ANALYSIS

Date	Home/Away	Opponent	UTAH			OPPONENT		
			Int	FR	Tot	Int	FR	Tot
9/3	Away	Florida	0	1	1	1	0	1
9/10	Home	Southern Utah	2	0	2	0	1	1
9/17	Home	San Diego State	1	1	2	0	1	1
9/24	Away	Arizona State	2	1	3	1	0	1
10/1	Home	Oregon State	4	0	4	0	0	0
10/8	Away	UCLA	1	0	1	1	1	2
10/15	Home	USC	0	0	0	0	1	1
10/27	Away	Washington State	0	2	2	0	1	1
11/5	Home	Arizona	0	4	4	0	2	2
		<b>Totals</b>	<b>10</b>	<b>9</b>	<b>19</b>	<b>3</b>	<b>7</b>	<b>10</b>

UTAH FOOTBALL RECORDS WATCH

Career Rushing Touchdowns

1.	38	Zack Moss	2016-19
2.	31	Del Rodgers	1978-81
3.	26	Eddie Johnson	1984-88
	<b>26</b>	<b>Tavion Thomas</b>	<b>2021-Present</b>
5.	24	Matt Asiata	2007-10
6.	23	Mark Stevens	1983-84
	23	Eddie Wide	2007-10
	23	John White	2011-12
9.	22	Juan Johnson	1994-97
	22	Chris Fuamatu-Ma'afala	1995-97
	22	Mike Anderson	1998-99

Career Completions

1.	673	Brian Johnson	2004-05, 07-08
2.	669	Scott Mitchell	1987-89
3.	646	Travis Wilson	2012-15
4.	574	Tyler Huntley	2016-19
5.	571	Mike McCoy	1992-94
6.	469	Larry Egger	1985-86
7.	389	Alex Smith	2002-04
8.	381	Jordan Wynn	2009-12
9.	<b>368</b>	<b>Cameron Rising</b>	<b>2020-Present</b>
10.	365	Frank Dolce	1991-92

Career Completion % (Min. 150 Att.)

1.	.672 (574-854)	Tyler Huntley	2016-19
2.	.663 (389-587)	Alex Smith	2002-04
3.	.662 (673-1017)	Brian Johnson	2004-05, 07-08
4.	<b>.650 (368-566)</b>	<b>Cameron Rising</b>	<b>2020-present</b>
5.	.637 (571-896)	Mike McCoy	1992-94
6.	.637 (198-311)	Terrance Cain	2009
7.	.621 (162-261)	Lee Grosscup	1957-58
8.	.606 (195-322)	Ricky Hardin	1979-80
9.	.605 (646-1068)	Travis Wilson	2012-15
10.	.603 (381-632)	Jordan Wynn	2009-12

Career Passing Touchdowns

1.	69	Scott Mitchell	1987-89
2.	57	Brian Johnson	2004-05, 07-08
3.	54	Travis Wilson	2012-15
4.	49	Mike McCoy	1992-94
5.	47	Alex Smith	2002-04
6.	46	Tyler Huntley	2016-19
7.	39	Don Van Galder	1971-73
	39	Larry Egger	1985-86
	39	Mike Fouts	1995-96
10.	<b>36</b>	<b>Cameron Rising</b>	<b>2020-Present</b>

Career Receptions

1.	192	Kevin Dyson	1994-97
2.	184	Britain Covey	2015, 2018-21
3.	177	Bryan Rowley	1989-93
4.	156	Dennis Smith	1986-89
	156	Paris Warren	2003-04
6.	152	Jereme Brooks	2007-10
7.	149	Carl Harry	1986-88
8.	<b>148</b>	<b>Brant Kuithe</b>	<b>2018-Present</b>
9.	140	Loren Richey	1985-86
10.	135	Travis LaTendresse	2002-05
	135	Derrek Richards	2004-07

Career Receiving Yards

1.	3143	Bryan Rowley	1989-93
2.	2726	Kevin Dyson	1994-97
3.	2283	Carl Harry	1986-88
4.	2168	Dennis Smith	1986-89
5.	2077	Dres Anderson	2011-14
6.	2011	Britain Covey	2015, 2018-21
7.	1885	Paris Warren	2003-04
8.	<b>1882</b>	<b>Brant Kuithe</b>	<b>2018-Present</b>
9.	1872	James Teahan	1978-81
10.	1862	Cliff Russell	1998-2001

Career Receiving Touchdowns

1.	25	Bryan Rowley	1989-93
2.	24	Dennis Smith	1986-89
3.	20	Carl Harry	1986-88
4.	19	Steve Odom	1971-73
5.	18	Kevin Dyson	1994-97
	18	Steve Savoy	2003-04
7.	17	Jack Steptoe	1976-77
	17	Brent Casteel	2005-08
	17	Dres Anderson	2011-14
10.	16	Paris Warren	2003-04
	<b>16</b>	<b>Brant Kuithe</b>	<b>2018-Present</b>

Career Total Offense Yards

1.	8836	Scott Mitchell	1987-89
2.	8701	Brian Johnson	2004-05, 07-08
3.	8628	Travis Wilson	2012-15
4.	8497	Tyler Huntley	2016-19
5.	7559	Mike McCoy	1992-94
6.	6275	Alex Smith	2002-04
7.	5515	Larry Egger	1985-86
8.	<b>5333</b>	<b>Cameron Rising</b>	<b>2020-Present</b>
9.	4891	Mike Fouts	1995-96
10.	4861	Mark Stevens	1983-84

Career Total Touchdowns

1.	75	Travis Wilson	2012-15
2.	72	Scott Mitchell	1987-89
3.	69	Brian Johnson	2004-05, 07-08
4.	63	Tyler Huntley	2016-19
5.	62	Alex Smith	2002-04
6.	52	Don Van Galder	1971-73
7.	51	Mike McCoy	1992-94
8.	<b>48</b>	<b>Cameron Rising</b>	<b>2020-Present</b>
9.	46	Mark Stevens	1983-84
10.	42	Larry Egger	1985-86
	42	Frank Dolce	1991-92

Career Interception Touchdowns

1.	4	Andre Dyson	1997-00
	<b>4</b>	<b>Clark Phillips III</b>	<b>2020-Present</b>
2.	3	Norm Thompson	1969-70
	3	Jeff Griffin	1977-80
	3	Erroll Tucker	1984-85
	3	Eric Weddle	2003-06
	3	Devin Lloyd	2017-21