







2016 NCAA Championships - Finals

Team Results







Apr 16, 2016

| Rank | Gym | Team | Score |  |  |  |  |  |  |
|------|------------|--------------------|---------|-----------------------------------------------------------------------------------|------------------------------------------------------------------------------------|-------------------------------------------------------------------------------------|-------------------------------------------------------------------------------------|-------------------------------------------------------------------------------------|-------------------------------------------------------------------------------------|
| 1 | Oklahoma | X | 443.400 | 73.600 1 | 73.150 2 | 74.500 1 | 75.250 1 | 74.100 1 | 72.800 2 |
| | 2020 | Colin Van Wicklen | | 15.300 | | | 15.250 | | 14.800 |
| | 2014 | Kanji Oyama | | 15.100 | | 14.750 | 15.200 | 14.700 | |
| | 2012 | Yul Moldauer | | 15.000 | 14.500 | 14.800 | 15.000 | 15.250 | 14.550 |
| | 2002 | Allan Bower | | 14.500 | 15.100 | | 15.050 | 14.700 | 14.200 |
| | 2001 | Levi Anderson | | 13.700 | | | | | 14.800 |
| | 2019 | Genki Suzuki | | | 14.800 | | | | |
| | 2016 | Sergey Resnick | | | 14.500 | | | 14.850 | |
| | 2021 | Josh Yee | | | 14.250 | | 14.750 | | 14.450 |
| | 2009 | Hunter Justus | | | | 15.200 | | 14.600 | |
| | 2007 | Thao Hoang | | | | 14.950 | | | |
| | 2017 | Reese Rickett | | | | 14.800 | | | |
| 2 | Stanford | X | 434.050 | 71.700 5 | 67.650 6 | 74.050 2 | 74.050 2 | 74.000 2 | 72.600 3 |
| | 2311 | Akash Modi | | 14.650 | 13.900 | 14.450 | 15.000 | 15.300 | 15.200 |
| | 2313 | Taylor Seaton | | 14.500 | | 14.700 | 14.750 | | 14.800 |
| | 2312 | Robert Neff | | 14.250 | | | 14.700 | | 14.550 |
| | 2307 | Gabe Flores | | 14.150 | | | 14.850 | | |
| | 2301 | Jacob Barrus | | 14.150 | | | | | |
| | 2309 | Brian Knott | | | 14.900 | | | 14.750 | 13.400 |
| | 2310 | Andrew Misiolek | | | 14.100 | | | | |
| | 2318 | Drew Willoughby | | | 13.600 | | | | |
| | 2314 | Ryan Sheppard | | | 11.150 | | | | |
| | 2319 | Dennis Zaremski | | | | 15.450 | | 14.850 | |
| | 2304 | Jordan DeClerk | | | | 14.750 | | 14.500 | |
| | 2306 | Josiah Eng | | | | 14.700 | | | |
| | 2302 | Grant Breckenridge | | | | | 14.750 | 14.600 | 14.650 |
| 3 | Ohio State | X | 433.050 | 71.850 3 | 71.450 3 | 73.450 3 | 73.900 3 | 69.850 4 | 72.550 4 |
| | 1917 | Emeric Quade | | 14.800 | | | | | |
| | 1925 | Alec Yoder | | 14.550 | 15.300 | 15.050 | | 14.200 | 14.250 |
| | 1903 | Tristan Burke | | 14.450 | | 14.650 | 14.750 | | |
| | 1923 | Alexander Wilson | | 14.400 | | | 15.100 | | |
| | 1922 | Meyer Williams | | 13.650 | | | | | |
| | 1905 | Jake Dastrup | | | 14.650 | | | 14.250 | |
| | 1901 | Evan Bluemel | | | 14.100 | | | | |
| | 1915 | Logan Melander | | | 13.850 | | 14.650 | | |
| | 1916 | Sean Melton | | | 13.550 | 15.150 | 14.050 | 13.250 | 14.950 |
| | 1921 | Cody Teaney | | | | 14.350 | | | |
| | 1912 | Ryan Lemezis | | | | 14.250 | | | |
| | 1907 | Seth Delbridge | | | | | 15.350 | | 14.500 |
| | 1918 | Andrew Rickly | | | | | | 14.300 | 13.650 |
| | 1911 | Alex Johnson | | | | | | 13.850 | 15.200 |

2016 NCAA Championships - Finals

Team Results







Apr 16, 2016

| Rank | Gym | Team | Score |  |  |  |  |  |  |
|------|------------|--------------------|---------|-----------------------------------------------------------------------------------|------------------------------------------------------------------------------------|-------------------------------------------------------------------------------------|-------------------------------------------------------------------------------------|-------------------------------------------------------------------------------------|-------------------------------------------------------------------------------------|
| 4 | Illinois | X | 432.750 | 71.800 4 | 73.200 1 | 73.150 4 | 71.000 6 | 70.650 3 | 72.950 1 |
| | 1301 | Bobby Baker | | 14.600 | 14.400 | 14.850 | 13.600 | | |
| | 1305 | Chandler Eggleston | | 14.500 | | | 13.950 | 14.200 | 14.500 |
| | 1304 | Alex Diab | | 14.450 | | 14.650 | 13.900 | | 14.900 |
| | 1302 | Logan Bradley | | 14.450 | 15.200 | | | | |
| | 1309 | Johnny Jacobson | | 13.800 | | | | 14.300 | |
| | 1314 | Brandon Ngai | | | 15.450 | | | | |
| | 1306 | Matthew Foster | | | 14.350 | | | 14.250 | |
| | 1312 | Harry McLellan | | | 13.800 | | | | |
| | 1311 | Max Mayr | | | | 14.700 | | 14.300 | 14.400 |
| | 1307 | Thomas Gibbs | | | | 14.700 | | 13.600 | |
| | 1313 | Dennis Minton | | | | 14.250 | | | |
| | 1310 | Blake Martin | | | | | 14.800 | | |
| | 1308 | Fred Hartville | | | | | 14.750 | | |
| | 1303 | Tyson Bull | | | | | | | 14.800 |
| | 1317 | Ross Thompson | | | | | | | 14.350 |
| 5 | Penn State | X | 425.400 | 72.050 2 | 69.150 4 | 72.150 5 | 73.150 5 | 69.550 6 | 69.350 6 |
| | 2110 | Trevor Howard | | 14.650 | | 15.100 | 15.300 | 14.450 | 14.050 |
| | 2108 | Dominic DiFulvio | | 14.450 | | 14.400 | 14.900 | 13.200 | |
| | 2118 | Alexis Torres | | 14.350 | | 14.300 | 13.850 | 14.000 | 12.500 |
| | 2111 | Christian McSwain | | 14.350 | 14.200 | | | | |
| | 2115 | Joshua Smith | | 14.250 | | | 14.600 | | |
| | 2106 | Colin Coates | | | 14.250 | | | | |
| | 2105 | Leroy Clarke Jr. | | | 14.200 | 15.000 | | 14.200 | 14.700 |
| | 2109 | Quest Hayden | | | 13.400 | | | | |
| | 2107 | Ben Cooperman | | | 13.100 | | | | |
| | 2116 | Greg Tamargo | | | | 13.350 | | | |
| | 2119 | Wyatt Tyndall | | | | | 14.500 | | 14.300 |
| | 2104 | Franz Card | | | | | | 13.700 | 13.800 |

2016 NCAA Championships - Finals

Team Results

Apr 16, 2016

| Rank | Gym | Team | Score |  |  |  |  |  |  |
|------|-----------|---------------------|---------|-----------------------------------------------------------------------------------|------------------------------------------------------------------------------------|-------------------------------------------------------------------------------------|-------------------------------------------------------------------------------------|-------------------------------------------------------------------------------------|-------------------------------------------------------------------------------------|
| 6 | Minnesota | X | 424.400 | 71.650 6 | 68.350 5 | 69.750 6 | 73.300 4 | 69.800 5 | 71.550 5 |
| | 1611 | Zach Liebler | | 14.650 | | | 15.100 | | |
| | 1605 | Joel Gagnon | | 14.650 | | | 14.850 | | |
| | 1608 | Vitali Kan | | 14.500 | 13.950 | | | | |
| | 1619 | Alex Wittenberg | | 14.000 | | | 14.500 | | |
| | 1604 | Tristan Duran | | 13.850 | 14.100 | 13.700 | | 14.550 | 14.300 |
| | 1609 | Justin Karstadt | | | 14.950 | | 14.750 | 14.150 | |
| | 1610 | Jack Kramer | | | 13.850 | | | | |
| | 1612 | Paul Montague | | | 11.500 | 14.350 | | 13.500 | 14.400 |
| | 1620 | Shashank Yallamraju | | | | 14.200 | | | |
| | 1613 | Yaroslav Pochinka | | | | 13.750 | 14.100 | | |
| | 1615 | Mitchell Soukup | | | | 13.750 | | | |
| | 1616 | Jalon Stephens | | | | | | 14.100 | 14.700 |
| | 1602 | Ryan Bergman | | | | | | 13.500 | |
| | 1603 | Danny DiBenedetto | | | | | | | 14.200 |
| | 1606 | Michael Harris | | | | | | | 13.950 |