



# STANFORD MEN'S BASKETBALL



@STANFORDMBB #GOSTANFORD

CONTACT: Zach Reynolds | 541.419.0615 | zreynold@stanford.edu

## 2022-23 SCHEDULE AND RESULTS

### NOVEMBER

<b>7 (Mon)</b>	<b>Pacific</b>	<b>W, 88-78</b>	<b>P12NET</b>
11 (Fri)	Wisconsin (1)	L, 50-60	FS1
<b>15 (Tue)</b>	<b>#17/19 San Diego State</b>	<b>L, 62-74</b>	<b>P12NET</b>
<b>18 (Fri)</b>	<b>Cal Poly</b>	<b>W, 80-43</b>	<b>P12NET</b>
24 (Thu)	Ole Miss (2)	L, 68-72	ESPNU
25 (Fri)	Florida State (2)	W, 70-60	ESPNEWS
27 (Sun)	Memphis (2)	L, 48-56	ESPNU

### DECEMBER

<b>1 (Thu)</b>	<b>#21/21 UCLA *</b>	<b>L, 66-80</b>	<b>ESPN2</b>
4 (Sun)	at Arizona State *	L, 64-68	ESPN2
<b>16 (Fri)</b>	<b>Green Bay</b>	<b>W, 85-40</b>	<b>P12NET</b>
18 (Sun)	#7/8 Texas (3)	L, 62-72	ESPN2
22 (Thu)	Loyola Chicago (4)	W, 75-62	P12NET
<b>29 (Thu)</b>	<b>Colorado *</b>	<b>8 p.m.</b>	<b>ESPNU</b>
<b>31 (Sat)</b>	<b>Utah *</b>	<b>1 p.m.</b>	<b>P12NET</b>

### JANUARY

6 (Fri)	at California *	6 p.m.	ESPNU
12 (Thu)	at Washington *	8 p.m.	FS1
14 (Sat)	at Washington State *	5 p.m.	P12NET
<b>19 (Thu)</b>	<b>Oregon State *</b>	<b>8 p.m.</b>	<b>P12NET</b>
<b>21 (Sat)</b>	<b>Oregon *</b>	<b>8 p.m.</b>	<b>FS1</b>
<b>25 (Wed)</b>	<b>Chicago State</b>	<b>7 p.m.</b>	<b>P12NET</b>
<b>28 (Sat)</b>	<b>California *</b>	<b>7 p.m.</b>	<b>ESPN2/U</b>

### FEBRUARY

2 (Thu)	at Utah *	5 p.m.	P12NET
5 (Sun)	at Colorado *	4 p.m.	FS1
<b>9 (Thu)</b>	<b>Arizona State *</b>	<b>7 p.m.</b>	<b>FS1</b>
<b>11 (Sat)</b>	<b>Arizona *</b>	<b>TBA</b>	<b>ESPN/2</b>
16 (Thu)	at UCLA *	8 p.m.	ESPN2
18 (Sat)	at USC *	TBA	ESPN2/U
<b>23 (Thu)</b>	<b>Washington State *</b>	<b>8 p.m.</b>	<b>P12NET</b>
<b>26 (Sun)</b>	<b>Washington *</b>	<b>TBA</b>	<b>FS1</b>

### MARCH

2 (Thu)	at Oregon State *	6 p.m.	P12NET
4 (Sat)	at Oregon *	1 p.m.	CBS

\* Pac-12 game

**Bold indicates home game**

- (1) at American Family Field, Milwaukee, Wis.
  - (2) at ESPN Wide World of Sports, Orlando, Fla.
  - (3) at American Airlines Center, Dallas, Texas
  - (4) at Kaiser Permanente Arena, Santa Cruz, Calif.
- All times listed PT



**STANFORD**  
5-7, 0-2 Pac-12



**COLORADO**  
8-5, 0-2 Pac-12

### SETTING THE SCENE

The Pac-12 conference slate resumes on Thursday, Dec. 29, as Stanford men's basketball hosts Colorado at 8 p.m. on ESPNU. The Cardinal is coming off of a 75-62 win over Loyola Chicago in Santa Cruz.

### THE OPENING TIP

- The Cardinal is 5-7 (0-2 Pac-12) to open the campaign, including home wins over Pacific (88-78), Cal Poly (80-43) and Green Bay (85-40) and neutral site wins over Florida State (70-60) and Loyola Chicago (75-62).
- Through 11 games, Spencer Jones leads the team with 10.8 points per game, while three players are posting at least nine points per game. Michael Jones is second at 10.5 per night.
- Harrison Ingram, who was Stanford's first Pac-12 Freshman of the Year since Casey Jacobsen in 2000, withdrew his name from the 2022 NBA Draft to return to The Farm for his sophomore campaign. He is averaging 9.8 points, 4.67rebounds and a team-best 3.0 assists per game.
- The Cardinal returns eight of its top nine rotation players from a year ago, ranking sixth nationally in minutes continuity, per KenPom, while also bringing in the program's first transfer in 12 years and the first graduate transfer in program history in Michael Jones (Davidson). Jones had a game to remember in the season opener, with his 31 points the most by a Stanford player in his team debut on record.
- Spencer Jones paces the program in Pac-12 play with 15.5 points per game, which ranks eighth in the league. He also averages 4.0 offensive rebounds per game, which is the second-most league-wide.
- The Cardinal returns to conference action following a 2-1 non-league stretch from Dec. 16-22. Michael Jones and James Keefe scored in double figures per game over the stretch, and Stanford shot 49.7 percent from the floor and 40 percent from 3-point range.

### THROUGH TWO PAC-12 GAMES

Each Pac-12 member has played two conference games, with Stanford ranking second in the league in steals (10.5 per game), assists (15.5) and made 3-pointers (7.5). Spencer Jones ranks eighth in scoring at 15.5 points per game, and second in offensive rebounds (4.0), while also ranking in the top-10 in made threes. Max Murrell is third in blocks, while Harrison Ingram (steals), Ryan Agarwal (3-point percentage), Michael Jones (3-pointers) and Maxime Raynaud (field goal percentage) rank in the top-10 of their respective categories.

### POSSIBLE STARTERS

No.	Player	Pos.	Ht.	Wt.	Yr.	PPG	RPG	APG
5	Michael O'Connell	G	6-2	195	Jr.	4.4	2.5	1.9
14	Spencer Jones	F	6-7	225	Sr.	<b>10.8</b>	4.1	0.9
23	Brandon Angel	F	6-8	240	Jr.	7.7	4.0	1.4
22	James Keefe	F	6-9	240	Sr.	6.5	<b>5.3</b>	1.3
55	Harrison Ingram	F	6-7	230	So.	9.8	4.7	<b>3.0</b>

### OFF THE BENCH

1	Isa Silva	G	6-4	190	So.	3.2	0.8	1.2
2	Roy Yuan	G	6-1	170	Sr.	0.0	0.0	0.0
3	Jarvis Moss	G	6-4	200	So.	4.0	1.5	0.3
10	Max Murrell	F	6-9	225	Jr.	4.3	2.3	0.6
11	Ryan Agarwal	G	6-6	190	Fr.	3.7	0.7	0.3
13	Michael Jones	G	6-5	205	Gr.	10.5	2.9	2.0
15	Benny Gealer	G	6-1	160	Fr.	3.7	1.3	1.7
21	Neal Begovich	F	6-9	230	R-Jr.	2.0	0.5	1.0
24	Jaylen Thompson	F	6-8	195	Fr.	-	-	-
25	Josue Gil-Silva	G	6-1	185	Sr.	0.0	0.0	0.0
42	Maxime Raynaud	F	7-1	250	So.	6.6	5.1	0.5

\*Starters based on previous game

**ANNE AND TONY JOSEPH  
DIRECTOR OF MEN'S BASKETBALL  
JEROD HAASE**



In his first six seasons as Stanford's Anne and Tony Joseph Director of Men's Basketball, Jerod Haase has instilled an invested, tough and selfless attitude into the program.

Since arriving on The Farm, the Cardinal has won 98 games, recorded its best conference finish and most league wins in a decade and earned a postseason berth for the first time since 2015. The 2020 team was set to be post-season bound before the cancellation of the NCAA Tournament.

Stanford won 16 games in 2021-22, including the program's first win over an AP top-five opponent since 2007 and its first over a top-25 team on the road since 2014. Harrison Ingram was named Pac-12 Freshman of the Year – Stanford's first since 2000 – while Spencer Jones blossomed into an All-Pac-12 conference forward. Sam Beskind was named Pac-12 Scholar-Athlete of the Year, becoming the program's third honoree in the last five seasons.

The 2020-21 campaign was turned upside down by the COVID-19 global outbreak and subsequent restrictions in Santa Clara County, and Stanford showed its resilience and tenacity with a 14-13 overall record and 10 Pac-12 wins. The season included three wins over eventual Sweet 16 teams, two over Elite Eight programs, and a sweep of Arizona for the first time since 2008. Oscar da Silva established himself as one of the top forwards in the country as one of two players to average 18 points, six rebounds and two assists per game while shooting over 55 percent from the floor. He was also named the Pac-12 Scholar Athlete of the Year.

The Cardinal signed its third top-20 recruiting class in four seasons, led by five-star forward Harrison Ingram. Ingram gives the program a McDonald's All-American for the second-straight year, the first time in Stanford history the feat has been accomplished.

Stanford finished 20-12 overall in 2019-20, and remained solidly in contention for an NCAA Tournament berth throughout a season shortened by the COVID-19 global pandemic. Boasting the nation's No. 16-ranked scoring defense (KenPom No. 7), the Cardinal also shot its highest field goal percentage (.469) since 2003-04. The 20 wins marked Stanford's first such season since the 2014-15 campaign.

Haase and his staff capped the season with a top-10 national recruiting class for 2020 - it's second top-10 class since Haase joined the Cardinal - including top-five signee Ziaire Williams and four players rated at least four stars by one outlet.

Fueled by back-to-back top-25 recruiting classes, Haase's 2018-19 squad featured freshmen and sophomores accounting for 80 percent of the scoring and rebounding. In 2017-18, Haase guided Stanford to a third-place finish in the Pac-12 with 11 conference wins and earned a postseason berth for the first time in three years with a second-round appearance in the NIT.

During Haase's first season in 2016-17, Stanford posted 14 wins against a challenging schedule and finished among the nation's top-10 percent in the classroom. Haase was appointed Stanford's 18th head coach in school history on March 25, 2016.

At UAB, Haase led the Blazers to a regular-season Conference USA championship in 2016 and the program's 15th all-time NCAA Tournament berth in 2015. Haase compiled an 80-53 overall record in four seasons while improving the Blazers' win total every year.

YEAR	SCHOOL	OVERALL	POSTSEASON
2012-13	UAB	16-17	-
2013-14	UAB	18-13	-
2014-15	UAB	20-16	NCAA Third Round
2015-16	UAB	26-7	NIT First Round
2016-17	Stanford	14-17	-
2017-18	Stanford	19-16	NIT Second Round
2018-19	Stanford	15-16	-
2019-20	Stanford	20-12	Postseason Canceled
2020-21	Stanford	14-13	-
2021-22	Stanford	16-16	-
2022-23	Stanford	5-7	-
	<b>OVR</b>	<b>183-150</b>	<b>3 appearances</b>
	<b>at Stanford</b>	<b>103-97</b>	<b>1 appearance</b>
	<b>at UAB</b>	<b>80-53</b>	<b>2 appearances</b>

**THE NET RESULT**

Stanford enters the matchup with the Buffaloes at No. 101 in the NET Rankings (Dec. 27), with a NET SOS of 42 and an average opponent NET rank of 34. The matchup is currently a quadrant two contest, as Colorado slots in at 62. 19 of Stanford's 31 regular season games are slated to be in quadrant one or two, and 12 of the remaining 19. Stanford's second opponent this weekend, Utah, is ranked at 42.

**vs. Quad 1:** 0-5

**vs. Quad 2:** 0-2

**vs. Quad 3:** 0-0

**vs. Quad 4:** 5-0 (Wins over Loyola Chicago, Florida State, Cal Poly, Pacific and Green Bay)

**SANTA CRUZ SUCCESS**

The Cardinal continued its run of success at Kaiser Permanente Arena, beating Loyola Chicago in Santa Cruz on Dec. 22 by 13 points. Stanford went 5-0 in the arena during the COVID-affected 2020-21 slate, including wins over Arizona, UCLA, Washington, Washington State and Cal State Bakersfield.

Harrison Ingram scored 15 points to lead the win over the Ramblers, while James Keefe added 14 points, eight rebounds and three steals. Michael Jones had 12 points and Michael O'Connell had a season-high 10 in the win, as the team shot 50 percent from the field with 11 different players on the scoresheet.

**FORCING TURNOVERS**

The Cardinal defense has escalated its pressure over the past seven games, forcing at least 15 turnovers four times and a season-best 27 against Green Bay, which were the most for Stanford under head coach Jerod Haase, and the most for the Cardinal since causing 27 against UC Davis on Nov. 28, 2006. The Cardinal is averaging 8.0 steals per game over the last seven outings, and 8.4 over the last five. Harrison Ingram, Spencer Jones, Michael Jones and James Keefe all average more than one steal per outing over the last five games, led by Keefe and Michael Jones at 1.4.

**JONESING FOR JONES**

Spencer Jones garnered his first All-Pac-12 awards with honorable mention selections to the all-conference and all-defense teams last season. The swingman was the team's leading scorer at 12.0 points per game, while averaging 4.5 rebounds per night. He was one of six players league-wide last season to earn all-conference and all-defense honors. Establishing himself as one of the best 3-point shooters in program history, the sniper has 203 career threes, which ranks seventh all-time in program history. He is now three triples away from matching Anthony Goods '09 for sixth place.

Jones is averaging 10.8 points, 4.1 rebounds, and 1.4 blocks per game through 11 outings, the last of which ranks seventh in the Pac-12 and first among perimeter players.

**FIVE-STAR CLASS OF 2023**

Adding a pair of highly-touted student-athletes to the program in the class of 2023, Stanford signed Kanaan Carlyle (Atlanta, Ga.) and Andrej Stojakovic (Carmichael, Calif.) to national letters of intent. Carlyle is rated a five-star prospect by Rivals and the 247 composite, ranking as high as the 19th-rated recruit in the country from Rivals. Stojakovic is also a five-star signee via the 247 composite rankings and is ranked No. 17 overall nationally by 247 Sports. Both prospects are rated in ESPN's top-30 overall, with Stanford one of just four schools nationally with multiple top-30 signees, joining Kentucky, Duke and Oregon. Stanford has multiple top-25 signees in the same class for the first time since 2006, when Brook and Robin Lopez committed to play on the Farm.

**2022-23 ROSTER**

No.	Player	Pos.	Ht.	Wt.	Yr.	Major	Hometown (Previous School)
1	Isa Silva	G	6-4	190	So.	Undeclared	Sacramento, Calif. (Jesuit)
2	Roy Yuan	G	6-1	175	Sr.	Computer Science	San Jose, Calif. (Saint Francis)
3	Jarvis Moss	G	6-4	200	So.	Undeclared	Concord, N.C. (Cannon School)
5	Michael O'Connell	G	6-2	195	Jr.	Economics	Mineola, N.Y. (Blair Academy (N.J.))
10	Max Murrell	F	6-9	225	Jr.	Computer Science	Omaha, Neb. (Millard North)
11	Ryan Agarwal	G	6-6	190	Fr.	Undeclared	Coppell, Texas (Coppell)
13	Michael Jones	G	6-5	205	Gr.	MS Statistics	Woodbury, Minn. (Woodbury/Davidson)
14	Spencer Jones	F	6-7	225	Sr.	Management Sci. and Engineering	Roeland Park, Kan. (Bishop Miege)
15	Benny Gealer	G	6-0	160	Fr.	Undeclared	San Pedro, Calif. (Rolling Hills Prep)
21	Neal Begovich	F	6-9	230	R-Jr.	Economics	San Francisco, Calif. (St. Ignatius College Prep)
22	James Keefe	F	6-9	240	Sr.	Economics	Los Angeles, Calif. (Loyola)
23	Brandon Angel	F	6-8	240	Jr.	Economics	San Diego, Calif. (Torrey Pines)
24	Jaylen Thompson	F	6-8	195	Fr.	Undeclared	Oakland, Calif. (Southern California Academy)
25	Josue Gil-Silva	G	6-1	185	Sr.	Mechanical Engineering	Salinas, Calif. (Alisal)
42	Maxime Raynaud	F	7-1	250	So.	Undeclared	Paris, France (Lycee Henri IV)
55	Harrison Ingram	F	6-7	230	So.	Undeclared	Dallas, Texas (St. Mark's)

**PRONUNCIATION GUIDE**

<b>JEROD HAASE</b>	Jared   rhymes with pass	Rob <b>EHSAN</b>	EE-sahn
<b>ISA SILVA</b>	EE-suh	Roy <b>YUAN</b>	you-en
Max <b>MURRELL</b>	Mearl (rhymes with pearl)	Ryan <b>AGARWAL</b>	AG-are-wall
Benny <b>GEALER</b>	GHEE-ler	Neal <b>BEGOVICH</b>	BEG-oh-vitch
<b>JOSUE GIL-SILVA</b>	Ho-sway Heel-Silva	<b>MAXIME RAYNAUD</b>	Max-eem Ray-no

**PRESEASON PROGNOSTICATION**

Stanford was picked fifth in the Pac-12's preseason poll, earning one first place vote while slotting in behind UCLA, Arizona, Oregon and USC. Spencer Jones and Harrison Ingram were each on the Pac-12 preseason first team, with Stanford joining only UCLA and USC with multiple players on the first team. Ingram also earned a selection to the Julius Erving Small Forward of the Year watch list for the second consecutive season, as well as nods to the Naismith Trophy and Wooden Award watch lists.

**DROP YOUR BUFFS**

Colorado has won the last four meetings with Stanford, with the Cardinal last winning on Senior Night in 2020, 72-64, against a ranked Buffaloes team. Spencer Jones leads all returners with an 11.5 scoring average against Colorado last season, while Brandon Angel was a 9.0 per game. Colorado is led by Tristan da Silva, who is the brother of 1,000-point Stanford scorer Oscar da Silva, who graduated in 2020 and now plays in Spain with FC Barcelona.

**IN THE PROS**

Stanford boasts five NBA alumni entering the 2022-23 season: Ziaire Williams (Memphis Grizzlies), Brook Lopez (Milwaukee Bucks), Robin Lopez (Cleveland Cavaliers), Dwight Powell (Dallas Mavericks) and KZ Okpala (Sacramento Kings), while a plethora of alumni are plying their trade in leagues around the world. Additionally, Chasson Randle spent the preseason with the Denver Nuggets and Landry Fields was promoted to general manager of the Atlanta Hawks in the offseason.

Brook Lopez is an early candidate for NBA Defensive Player of the Year honors as the league leader in blocks with 2.5 per game, to go along with 14.9 points and 5.9 rebounds per game, through games on Dec. 26, while shooting a slash line of 51/40/80.

**RANKINGS REPORT**

Stanford is 0-3 this season against ranked foes, falling to then-No. 17 San Diego State, -No. 21 UCLA and -No. 7 Texas. The Cardinal boasts six wins over ranked opponents since the calendar turned to 2020, and two last season, including the program's first over a top-five opponent since 2007 (UCLA) and its first over a top-25 team on the road since 2014 (Texas). Both wins came in Stanford's season sweep of USC.

**FRESHMAN OF THE YEAR RETURNS TO STANFORD**

One of the most dynamic and versatile players in the country, Harrison Ingram was Stanford's first Pac-12 Freshman of the Year since 2000, and also garnered All-Pac-12 honorable mention status a year ago. He was Stanford's first Freshman of the Year since Casey Jacobsen, and just the fifth all-time, joining Brevin Knight (1994), Johnny Rogers (1982) and John Revelli (1981). He joins only Jacobsen in program history with all-conference and all-freshman recognition in the same year.

Ingram is the only rising sophomore in the country to have averaged 10 points, six rebounds and three assists per game last season, as he was joined by only Paolo Banchero, the top pick in the 2022 NBA Draft, in meeting those benchmarks as true freshmen. The only first-year player in the league last year to average double-figure scoring, he won six Pac-12 Freshman of the Week awards, which is the second-most in conference history, behind only USC's Evan Mobley (2020-21), who won the honor seven times.

**CAREER HIGHS IN ORLANDO**

Three Stanford players tallied career-highs in scoring at the ESPN Events Invitational, led by Harrison Ingram's 24 points against Ole Miss and Brandon Angel's 22 points vs. Florida State. Ingram averaged a team-leading 14.7 points per game in the tournament - a mark that was fifth best in the field. Jarvis Moss netted a career-best six points against Memphis, hitting the first two 3-pointers of his Stanford tenure.

**LEADING THE PAC**

The Cardinal boasts one of the top returning corps in the country, leading the Pac-12 in returning minutes, scoring and rebounding, while the program is one of just two power conference teams in the country to bring back eight of its top nine scorers from a year ago, joining TCU. Stanford ranks seventh nationally in minutes continuity, per KenPom, while lining up the eighth biggest team in the country.

**FLOOR BURNS**

During his playing career at Kansas, Jerod Haase was known for his energy and passion on the court. Whether it be diving for loose balls or taking charges, Haase's trademark hustle was always on display. During his time with the Jayhawks, the "floor burns" statistic was created in his honor and is still tracked by the program. Haase totaled 167 floor burns during the 1996-97 season (4.6 per game). Stanford's individual totals (113 combined, 9.4 per game) are as follows:

James Keefe .....	21	Max Murrell .....	7
Harrison Ingram .....	17	Ryan Agarwal .....	5
Michael O'Connell .....	16	Maxime Raynaud .....	5
Spencer Jones .....	14		
Brandon Angel .....	11		
Isa Silva .....	10		
Michael Jones .....	9		

**2022-23 PAC-12 STANDINGS**

TEAM	CONFERENCE			OVERALL		
	W	L	PCT.	W	L	PCT.
1...Arizona State.....	2	0	1.000	11	2	846
....UCLA .....	2	0	1.000	11	2	846
....USC .....	2	0	1.000	10	3	769
....Utah .....	2	0	1.000	9	4	692
5...Arizona .....	1	1	.500	12	1	923
....Washington.....	1	1	.500	9	4	692
....Oregon .....	1	1	.500	7	6	538
....Oregon State.....	1	1	.500	7	6	538
9...Colorado .....	0	2	.000	8	5	615
.... <b>Stanford</b> .....	<b>0</b>	<b>2</b>	<b>.000</b>	<b>5</b>	<b>7</b>	<b>417</b>
....Washington State.	0	2	.000	5	8	385
....California .....	0	2	.000	1	12	077

\*Through Dec. 28

**INSIDE THE SERIES - COLORADO**

Series History .....	Stanford trails, 11-17
Streak.....	L4
Last 5 Meetings.....	1-5
Last 10 Meetings.....	2-8
Under Jerod Haase.....	2-8
Jerod Haase vs. Tad Boyle .....	2-8
Biggest Win .....	24, twice
Biggest Loss .....	21, 2012-13
Most Points Scored.....	84, 2011-12
Most Points Allowed .....	91, twice

**STANFORD QUICK FACTS**

**Stanford University**

Enrollment (undergraduate).....	7,645
Enrollment (total) .....	16,937

**Home Arena**

Maples Pavilion .....	Maples Pavilion
Opened .....	1968
Capacity .....	7,233
Record at Maples.....	568-233 (.709)
Conference Record at Maples .....	286-180 (.614)

**Anne and Tony Joseph Director of**

**Men's Basketball**

.....	Jerod Haase
Alma Mater .....	Kansas '97
Record at Stanford .....	103-97 (7th year)
Overall .....	183-150 (11th year)

**James C. Gaither Assistant Men's Basketball**

**Coach**..... Jesse Pruitt (7th year)

**Oscar da Silva Assistant Men's Basketball**

**Coach**..... Rob Ehsan (2nd year)

**Assistant Coach**..... Brandon Dunson (1st year)

**Assistant AD - MBB Ops.**..... David Berkun (7th year)

**Player Development**..... Nate Britt II (1st year)

**Athletic Trainer**..... Dominic Vincentini (7th year)

**Sports Performance**..... Mike Chatman (4th year)

**Assistant to the Head Coach**..... Jack Frost (4th year)

**Asst. Operations Director**... Michael Reutt (2nd Year)

**First Season**..... 1913-14 (105th season)

**All-Time Record**..... 1,587-1,209 (.568)

**NCAA Championships**..... 1 (1942)

**NCAA Final Four**..... 2 (1942, 1998)

**NCAA Appearances**.. 17 (1942, '89, '92, '95, '96, '97, '98, '99, '00, '01, '02, '03, '04, '05, '07, '08, '14)

**NIT Championships**..... 3 (1991, 12, '15)

**NIT Appearances**.. 9 (1988, '90, '91, '94, '06, '12, '13, '15, '18)

**Conference Championships**..... 7 (1920 (PCC), '21(PCC), '63 (co-AAWU), 1999, '00, '01, '04)

**Pac-12 Championships**..... 4 (1999, '00, '01, '04)



## STANFORD IN 2022-23 WHEN...

Overall.....	5-7
Pac-12 .....	0-2
Non-Conference .....	5-5
Home Games .....	3-2
On The Road .....	0-1
On Neutral Courts.....	2-4
vs. AP Ranked Opponents.....	0-3
vs. Coaches Ranked Opponents .....	0-3
When Leading At Halftime .....	4-0
When Trailing At Halftime .....	1-7
When Tied At Halftime .....	0-0
In Overtime.....	0-0
When Scoring Less Than 60 Points .....	0-2
When Scoring 60-69 Points .....	0-5
When Scoring 70-79 Points .....	2-0
When Scoring 80+ Points .....	3-0
When Opponent Scores Less Than 40 Points.....	0-0
When Opponent Scores 40-49 Points .....	2-0
When Opponent Scores 50-59 Points .....	0-1
When Opponent Scores 60-69 Points.....	2-2
When Opponent Scores 70+ Points .....	1-4
When Shooting 50% or Better .....	3-0
When Shooting Under 50%.....	2-7
When Shooting 35% or Better From 3 .....	4-1
When Shooting Under 35% From 3 .....	1-6
When Shooting 75% or Better From FT Line.....	2-2
When Shooting Under 75% From FT Line .....	3-5
When Outrebounding Opponent.....	5-3
When Being Outrebounded .....	0-4
When Rebounds are Even .....	0-0
When Committing Less Than 15 Turnovers .....	4-1
When Committing 15 or More Turnovers .....	1-6
In Games Decided By 1-3 Points .....	0-0
In Games Decided By 4-9 Points .....	0-3
In Games Decided By 10-19 Points .....	3-4
In Games Decided By 20 Or More Points .....	2-0
In Morning Games .....	1-1
In Afternoon Games.....	1-2
In Night Games .....	3-4
On Monday .....	1-0
On Tuesday.....	0-1
On Wednesday.....	0-0
On Thursday .....	1-2
On Friday .....	3-1
On Saturday.....	0-0
On Sunday .....	0-3
November .....	3-4
December .....	2-3
January.....	0-0
February .....	0-0
March .....	0-0
When Wearing White .....	4-2
When Wearing Cardinal.....	0-2
When Wearing Black .....	0-3
When Wearing Gray.....	1-0

## BY THE NUMBERS

<b>DOUBLE-DOUBLES</b>	<b>2022-23</b>	<b>CAREER</b>
Harrison Ingram	-	5
Maxime Raynaud	-	1
Brandon Angel	-	1
James Keefe	-	1
<b>20+ POINT GAMES</b>	<b>2022-23</b>	<b>CAREER</b>
Michael Jones	1	3
Harrison Ingram	1	2
Brandon Angel	1	1
Maxime Raynaud	1	1
Spencer Jones	-	7
Michael O'Connell	-	1
<b>DOUBLE-DIGIT POINTS</b>	<b>2022-23</b>	<b>CAREER</b>
Spencer Jones	8	44
Michael Jones	7	36
Harrison Ingram	6	23
Brandon Angel	5	16
Maxime Raynaud	3	8
Michael O'Connell	1	17
James Keefe	1	6
Max Murrell	1	2
Ryan Agarwal	1	1
Jarvis Moss	1	1
Isa Silva	-	1
<b>DOUBLE-DIGIT REBOUNDS</b>	<b>2022-23</b>	<b>CAREER</b>
Harrison Ingram	-	6
James Keefe	-	4
Maxime Raynaud	-	1
Brandon Angel	-	1
<b>DOUBLE-DIGIT ASSISTS</b>	<b>2022-23</b>	<b>CAREER</b>
N/A		
<b>LED STANFORD IN SCORING (includes ties)</b>	<b>2022-23</b>	<b>CAREER</b>
Spencer Jones	4	21
Harrison Ingram	3	11
Michael Jones	3	3
Brandon Angel	2	8
Max Murrell	1	2
Ryan Agarwal	1	1
Michael O'Connell	-	3
Maxime Raynaud	-	2
Isa Silva	-	1
James Keefe	-	1
<b>LED STANFORD IN REBOUNDING (includes ties)</b>	<b>2022-23</b>	<b>CAREER</b>
James Keefe	6	17
Spencer Jones	3	12
Maxime Raynaud	3	6
Harrison Ingram	1	16
Brandon Angel	1	4
Max Murrell	1	2
Michael O'Connell	-	3
<b>LED STANFORD IN ASSISTS (includes ties)</b>	<b>2022-23</b>	<b>CAREER</b>
Harrison Ingram	6	21
Michael Jones	3	3
Michael O'Connell	2	32
Isa Silva	1	4
Spencer Jones	-	7
Maxime Raynaud	-	2
James Keefe	-	2
Max Murrell	-	1

## 2022-23 STANFORD TEAM HIGHS

<b>Points</b>	88, vs. Pacific (11-7-22)
<b>FG made</b>	33, vs. Green Bay (12-16-22)
<b>FG att.</b>	64, vs. Florida State (11-25-22)
<b>FG%</b>	60.4, vs. Pacific (11-7-22)
<b>3-pt. FG made</b>	14, vs. Cal Poly (11-18-22)
<b>3-pt. FG att.</b>	33, vs. Memphis (11-27-22)
<b>FT made</b>	22, vs. Pacific (11-7-22)
<b>FT att.</b>	34, vs. Pacific (11-7-22)
<b>Rebounds</b>	44, vs. Florida State (11-25-22)
<b>Assists</b>	18, three times
<b>Steals</b>	11, twice
<b>Blocks</b>	9, vs. Wisconsin (11-11-22)
<b>Fewest Turnovers</b>	9, vs. Ole Miss (11-24-22)
<b>Fewest Fouls</b>	13, twice
<b>First Half pts.</b>	47, vs. Cal Poly (11-18-22)
<b>Second Half pts.</b>	49, vs. Florida State (11-25-22)

## 2022-23 STANFORD TEAM LOWS

<b>Points</b>	48, vs. Memphis (11-27-22)
<b>FG made</b>	17, twice
<b>FG att.</b>	46, vs. Texas (12-18-22)
<b>FG%</b>	29.3, vs. Memphis (11-27-22)
<b>3-pt. FG made</b>	1, vs. Wisconsin (11-11-22)
<b>3-pt. FG att.</b>	13, vs. Loyola Chicago (12-22-22)
<b>FT made</b>	4, vs. Memphis (11-27-22)
<b>FT att.</b>	6, vs. Memphis (11-27-22)
<b>Rebounds</b>	24, vs. UCLA (12-1-22)
<b>Assists</b>	6, vs. Wisconsin (11-11-22)
<b>Steals</b>	3, vs. San Diego State (11-15-22)
<b>Blocks</b>	1, vs. Loyola Chicago (12-22-22)
<b>Most Turnovers</b>	18, vs. Texas (12-18-22)
<b>Most Fouls</b>	22, vs. Cal Poly (11-18-22)
<b>First Half pts.</b>	20, twice
<b>Second Half pts.</b>	28, vs. Memphis (11-27-22)

## 2022-23 OPPONENT TEAM HIGHS

<b>Points</b>	80, vs. UCLA (12-1-22)
<b>FG made</b>	32, vs. UCLA (12-1-22)
<b>FG att.</b>	67, vs. Pacific (11-7-22)
<b>FG%</b>	59.3, vs. UCLA (12-1-22)
<b>3-pt. FG made</b>	11, vs. Pacific (11-7-22)
<b>3-pt. FG att.</b>	30, vs. Pacific (11-7-22)
<b>FT made</b>	14, twice
<b>FT att.</b>	20, vs. Arizona State (12-4-22)
<b>Rebounds</b>	41, vs. Arizona State (12-4-22)
<b>Assists</b>	22, vs. Texas (12-18-22)
<b>Steals</b>	11, twice
<b>Blocks</b>	5, twice
<b>Fewest Turnovers</b>	8, vs. Texas (12-18-22)
<b>Fewest Fouls</b>	11, vs. Memphis (11-27-22)
<b>First Half pts.</b>	50, vs. UCLA (12-1-22)
<b>Second Half pts.</b>	46, vs. Pacific (11-7-22)

## 2022-23 OPPONENT TEAM LOWS

<b>Points</b>	40, vs. Green Bay (12-16-22)
<b>FG made</b>	12, vs. Cal Poly (11-18-22)
<b>FG att.</b>	43, vs. Cal Poly (11-18-22)
<b>FG%</b>	26.5, vs. Green Bay (12-16-22)
<b>3-pt. FG made</b>	4, three times
<b>3-pt. FG att.</b>	11, vs. Ole Miss (11-24-22)
<b>FT made</b>	7, vs. Loyola Chicago (12-22-22)
<b>FT att.</b>	9, vs. Loyola Chicago (12-22-22)
<b>Rebounds</b>	25, vs. Cal Poly (11-18-22)
<b>Assists</b>	5, vs. Cal Poly (11-18-22)
<b>Steals</b>	4, three times
<b>Blocks</b>	1, twice
<b>Most Turnovers</b>	27, vs. Green Bay (12-16-22)
<b>Most Fouls</b>	24, vs. Pacific (11-7-22)
<b>First Half pts.</b>	19, twice
<b>Second Half pts.</b>	21, vs. Green Bay (12-16-22)

## THE LAST TIME - TEAM

### Scored 100 points

Stanford	104, vs. UCLA (2-16-19)
Opponent	108, vs. Florida (11-23-17)

### Scored less than 50 points

Stanford	48, vs. Memphis (11-27-22)
Opponent	43, vs. Cal Poly (11-18-22)

### Scored less than 40 points

Stanford	39, at California (2-26-22)
Opponent	38, vs. Carroll College (12-27-15)

### Overtime game

Stanford win	vs. Dartmouth (89-78 on 12-16-21)
Stanford loss	at Washington State (85-76 in 3OT on 2-20-21)

### Double Overtime game

Stanford win	vs. UCLA (107-99 in 2OT on 1-4-18)
Stanford loss	at Washington State (85-76 in 3OT on 2-20-21)

### Three or More Overtimes

Stanford win	at Oregon State (103-101 in 4OT on 1-7-12)
Stanford loss	at Washington State (85-76 in 3OT on 2-20-21)

### 40-point win

Stanford	Stanford 85, Green Bay 40 (12-16-22)
Opponent	Oregon State 81, Stanford 38 (1-11-82)

### 50-point win

Stanford	Stanford 111, Harvard 56 (11-9-07)
Opponent	never

### 60 points in a half

Stanford	63 (1st half), vs. Harvard (11-9-07)
Opponent	60 (2nd half), at USC (1-26-02)

### Between 16-20 points in a half

Stanford	20 (1st half), vs. Memphis (11-27-22)
Opponent	20 (1st half), vs. Loyola Chicago (12-22-22)

### 15 points or less in a half

Stanford	12 (1st half), at California (2-26-22)
Opponent	15 (1st half), Washington State (2-28-19)

### 50 rebounds by a team

Stanford	51, vs. North Carolina A&T (11-23-21)
Opponent	51, Portland State (11-28-18)

### 12 or more three-pointers in a game

Stanford	14, vs. Cal Poly (11-18-22)
Opponent	15, vs. Arizona State (3-9-22)

### 10 or more steals in a game

Stanford	10, at Arizona State (12-4-22)
Opponent	10, vs. Florida State (11-25-22)

### 25 turnovers in a game

Stanford	28, vs. Portland State (11-26-17)
Opponent	27, vs. Green Bay (12-16-22)

### Five players scoring in double digits

Stanford	5, at Washington State (2-20-21)
Opponent	5, vs. Colorado (2-19-22)

### More than five players scoring in double digits

Stanford	6, vs. Green Bay (11-13-15)
Opponent	6, at Colorado (3-2-17)

## THE LAST TIME - INDIVIDUAL

### Player recorded a double-double

Stanford	James Keefe (16 pts/10 reb), vs. Arizona State (3-9-22)
Opponent	Christian Koloko (21 pts/10 reb), at Arizona (3-3-22)

### Two players recorded a double-double

Stanford	Oscar da Silva (17 pts/10 reb)/Ziaire Williams (12 pts/12 reb/10 ast), vs. Washington (1-7-21)
Opponent	Branden Carlsen (14 pts/12 rebs), Riley Battin (11 pts/10 rebs), at Utah (2-6-20)

### Player recorded a triple-double

Stanford	Ziaire Williams (12 pts/12 reb/10 ast), vs. Washington (1-7-21)
Opponent	Kyle Weaver (14 pts/13 reb/10 ast), vs. Washington State (1-13-07)

### Game decided by buzzer-beater

Stanford win	James Keefe, vs. Arizona State (3-9-22)
Stanford loss	Lamont Jones, vs. Arizona (2-27-10)

### 30 points

Stanford	Michael Jones (31), vs. Pacific (11-7-22)
Opponent	Terrell Brown (30), vs. Washington (2-6-22)

### 40 points

Stanford	Casey Jacobsen (41), vs. Oregon (2-7-02)
Opponent	Darius McGhee (41), vs. Liberty (12-23-21)

### Two players with 20 or more points

Stanford	Michael Jones (31)/Maxime Raynaud (22), vs. Pacific (11-7-22)
Opponent	Christian Koloko (24)/Benedict Mathurin (20), vs. Arizona (3-10-22)

### Three players with 20 or more points

Stanford	Brown (21)/Randle (21)/Nastic (20), vs. Arizona State (1-24-15)
Opponent	Moore (25)/Brown (23)/Carmichael (21), vs. Illinois State (3-19-12)

### No double-digit scorer

Stanford	vs. Arizona (1-20-22)
Opponent	vs. Carroll College (12-27-15)

### 12 field goals

Stanford	Oscar da Silva (12), at North Carolina A&T (12-6-20)
Opponent	Jaime Jaquez Jr. (12), vs. UCLA (12-1-22)

### 7 three-pointers

Stanford	Tyrell Terry (7) vs. Utah (2-26-20)
Opponent	Darius McGhee (7), vs. Liberty (12-23-21)

### 15 free throws

Stanford	Reid Travis (19), at Kansas (12-3-16)
Opponent	Jared Cunningham (15), vs. Oregon State (3-9-11)

### 15 rebounds

Stanford	Oscar da Silva (15), vs. Oregon (2-1-20)
Opponent	Jaden McDaniels (15), Washington (1-9-20)

### 20 rebounds

Stanford	Michael Humphrey (20), at Oklahoma State (3-19-18)
Opponent	Andre Roberson (20), at Colorado (1-24-13)

### Three players with 10 or more rebounds

Stanford	Travis (12)/R. Allen (10)/Pickens (10), vs. Villanova (11-26-15)
Opponent	McCoy (12)/Bailey (11)/Johnson (10), vs. UCLA (1-17-98)

### 10 assists

Stanford	Ziaire Williams (10), vs. Washington (1-7-21)
Opponent	James Akinjo (11), at Baylor (11-20-21)



# #1 ISA SILVA

Sophomore | Guard | 6-4 | 190  
 Sacramento, Calif. | Jesuit | Undeclared

### Three things to know...

- 1: Consensus four-star recruit, rated No. 53 nationally by ESPN, No. 66 by 247Sports and No. 73 by Rivals
- 2: True point guard with an excellent feel for the game and high basketball IQ
- 3: Five relatives graduated from Stanford, and cousin, Josue, is a walk-on and former manager for the team. Grandfather, Rafael, had his oral history as a bracero immigrant archived at Stanford's Special Collections and University Archives

**Career Accolades:** N/A

**Trending:** Shot 50% from 3-point range as a freshman ... Started five games, averaging 5.2 points per game as a starter ... Season-high four assists, with no turnovers, against Green Bay (Dec. 16).

### SILVA'S CAREER HIGHS

Points.....12, at Santa Clara 11/12/21  
 FG.....5, at Santa Clara 11/12/21  
 FGA.....9, at Santa Clara 11/12/21  
 3FG..... 2, three times  
 3FGA..... 4, twice  
 FT..... 3, vs. Memphis 11/27/22  
 FTA..... 4, vs. Memphis 11/27/22  
 Rebounds..... 4, three times  
 Assists.....5, vs. Valparaiso 11/17/21  
 Blocks.....1, three times  
 Steals.....3, twice  
 Minutes..... 24, three times

### SILVA'S SEASON HIGHS

Points..... 8, vs. UCLA 12/1/22  
 FG..... 3, twice  
 FGA..... 8, vs. UCLA 12/1/22  
 3FG..... 1, twice  
 3FGA..... 4, vs. Memphis 11/27/22  
 FT..... 3, vs. Memphis 11/27/22  
 FTA..... 4, vs. Memphis 11/27/22  
 Rebounds..... 4, vs. Cal Poly 11/18/22  
 Assists..... 4, vs. Green Bay 12/16/22  
 Blocks..... -  
 Steals.....1, five times  
 Minutes.....22, vs. UCLA 12/1/22

**ESPN Events Invitational:** 4.7 pts, 1.3 ast per game

### 2022-23 GAME-BY-GAME

Opponent	Date	GS	Min	FG-FGA	Pct	3FG-FGA	Pct	FT-FTA	Pct	O/D/T	Avg	PF	FO	A/T	B	S	P	Avg
PACIFIC	11/07/22		16	0-0	.000	0-0	.000	0-0	.000	0/0/0	0.0	2	0	0/1	0	0	0	0.0
vs Wisconsin	11/11/22		12	1-1	1.000	0-0	.000	1-2	.500	0/0/0	0.0	4	0	0/1	0	1	3	1.5
SAN DIEGO ST.	11/15/22		16	2-5	.400	0-1	.000	1-1	1.000	0/0/0	0.0	3	0	2/2	0	0	5	2.7
CAL POLY	11/18/22	*	18	2-3	.667	0-1	.000	0-0	.000	0/4/4	1.0	3	0	2/1	0	1	4	3.0
vs Ole Miss	11/24/22	*	19	3-7	.429	0-0	.000	0-0	.000	0/0/0	0.8	2	0	2/2	0	1	6	3.6
vs Florida St.	11/25/22	*	18	1-2	.500	0-1	.000	0-0	.000	0/0/0	0.7	3	0	1/1	0	0	2	3.3
vs Memphis	11/27/22	*	16	1-5	.200	1-4	.250	3-4	.750	0/2/2	0.9	1	0	1/2	0	1	6	3.7
UCLA	12/01/22	*	22	3-8	.375	1-3	.333	1-2	.500	0/1/1	0.9	3	0	1/1	0	0	8	4.3
at Arizona St.	12/04/22		11	0-1	.000	0-0	.000	0-0	.000	0/0/0	0.8	4	0	1/3	0	0	0	3.8
GREEN BAY	12/16/22		15	0-3	.000	0-1	.000	2-2	1.000	0/1/1	0.8	0	0	4/0	0	1	2	3.6
vs Texas	12/18/22		3	0-1	.000	0-1	.000	0-0	.000	0/0/0	0.7	0	0	0/0	0	0	0	3.3
vs Loyola Chicago	12/22/22		10	1-2	.500	0-0	.000	0-0	.000	0/1/1	0.8	3	0	0/2	0	0	2	3.2

### CAREER STATS

YEAR	GP	GS	MIN	AVG	FG	FGA	PCT	3-POINT			FT	FTA	PCT	REBOUNDING							PTS	AVG			
								FG	FGA	PCT				OFF	DEF	TOT	AVG	PF	FO	AST			TO	BLK	STL
2021-22	32	1	445	13.9	40	101	.396	19	38	.500	12	19	.632	7	28	35	1.1	49	0	38	52	3	20	111	3.5
2022-23	12	5	176	14.7	14	38	.368	2	12	.167	8	11	.727	0	9	9	0.8	28	0	14	16	0	5	38	3.2
<b>TOTAL</b>	<b>44</b>	<b>6</b>	<b>621</b>	<b>14.1</b>	<b>54</b>	<b>139</b>	<b>.388</b>	<b>21</b>	<b>50</b>	<b>.420</b>	<b>20</b>	<b>30</b>	<b>.667</b>	<b>7</b>	<b>37</b>	<b>44</b>	<b>1.0</b>	<b>77</b>	<b>0</b>	<b>52</b>	<b>68</b>	<b>3</b>	<b>25</b>	<b>149</b>	<b>3.4</b>



## #2 ROY YUAN

Senior | Guard | 6-1 | 170

San Jose, Calif. | Saint Francis | Computer Science

### Three things to know...

- 1: Started as a Stanford manager, elevated to the roster as a senior on Dec. 1, 2022
- 2: Son of Eric Yuan, the founder and CEO of Zoom
- 3: Scored over 1,000 points during his high school career at Harker High School and Saint Francis

**Career Accolades:** N/A

**Trending:** Made career debut against Green Bay (Dec. 16).

### YUAN'S CAREER HIGHS

Points ..... -  
 FG ..... -  
 FGA ..... 1, vs. Green Bay 12/16/22  
 3FG ..... -  
 3FGA ..... -  
 FT ..... -  
 FTA ..... -  
 Rebounds ..... -  
 Assists ..... -  
 Blocks ..... -  
 Steals ..... -  
 Minutes ..... 2, vs. Green Bay 12/16/22

### YUAN'S SEASON HIGHS

Points ..... -  
 FG ..... -  
 FGA ..... 1, vs. Green Bay 12/16/22  
 3FG ..... -  
 3FGA ..... -  
 FT ..... -  
 FTA ..... -  
 Rebounds ..... -  
 Assists ..... -  
 Blocks ..... -  
 Steals ..... -  
 Minutes ..... 2, vs. Green Bay 12/16/22

### 2022-23 GAME-BY-GAME

Opponent	Date	GS	Min	FG-FGA	Pct	3FG-FGA	Pct	FT-FTA	Pct	O/D/T	Avg	PF	FO	A/T	B	S	P	Avg
PACIFIC	11/07/22	DNP																
vs Wisconsin	11/11/22	DNP																
SAN DIEGO ST.	11/15/22	DNP																
CAL POLY	11/18/22	DNP																
vs Ole Miss	11/24/22	DNP																
vs Florida St.	11/25/22	DNP																
vs Memphis	11/27/22	DNP																
UCLA	12/01/22	DNP																
at Arizona St.	12/04/22	DNP																
GREEN BAY	12/16/22		2	0-1	.000	0-0	.000	0-0	.000	0/0/0	0.0	0	0	0/0	0	0	0	0.0
vs Texas	12/18/22	DNP																
vs Loyola Chicago	12/22/22	DNP																

### CAREER STATS

YEAR	GP	GS	MIN	AVG	FG	FGA	PCT	3-POINT			FT	FTA	PCT	REBOUNDING							PTS	AVG			
								FG	FGA	PCT				OFF	DEF	TOT	AVG	PF	FO	AST			TO	BLK	STL
2022-23	1	0	2	2.0	0	1	.000	0	0	.000	0	0	.000	0	0	0	0.0	0	0	0	0	0	0	0	0.0
<b>TOTAL</b>	<b>1</b>	<b>0</b>	<b>2</b>	<b>2.0</b>	<b>0</b>	<b>1</b>	<b>.000</b>	<b>0</b>	<b>0</b>	<b>.000</b>	<b>0</b>	<b>0</b>	<b>.000</b>	<b>0</b>	<b>0</b>	<b>0</b>	<b>0.0</b>	<b>0</b>	<b>0</b>	<b>0</b>	<b>0</b>	<b>0</b>	<b>0</b>	<b>0</b>	<b>0.0</b>



## #3 JARVIS MOSS

Sophomore | Guard | 6-4 | 200

Concord, N.C. | Cannon School | Undeclared

### Three things to know...

- 1: All-around guard and one of the best shooters in the 2021 recruiting class
- 2: Consensus three-star recruit, averaged 26 points per game as a senior for Cannon
- 3: Led Cannon to back-to-back NCASAA state championships

**Career Accolades:** N/A

**Trending:** Scored a career-best 10 points on 4-for-5 shooting and two triples against Green Bay (Dec. 16) ... Hit first career baskets against Memphis (Nov. 27) with a pair of 3-pointers.

### MOSS' CAREER HIGHS

Points..... 10, vs. Green Bay 12/16/22  
 FG..... 4, vs. Green Bay 12/16/22  
 FGA..... 5, vs. Green Bay 12/16/22  
 3FG..... 2, twice  
 3FGA..... 3, vs. Green Bay 12/16/22  
 FT..... -  
 FTA..... -  
 Rebounds..... 3, vs. Cal Poly 11/18/22  
 Assists..... 1, twice  
 Blocks..... -  
 Steals..... -  
 Minutes..... 8, twice

### MOSS' SEASON HIGHS

Points..... 10, vs. Green Bay 12/16/22  
 FG..... 4, vs. Green Bay 12/16/22  
 FGA..... 5, vs. Green Bay 12/16/22  
 3FG..... 2, twice  
 3FGA..... 3, vs. Green Bay 12/16/22  
 FT..... -  
 FTA..... -  
 Rebounds..... 3, vs. Cal Poly 11/18/22  
 Assists..... 1, vs. Cal Poly 11/18/22  
 Blocks..... -  
 Steals..... -  
 Minutes..... 8, twice

### 2022-23 GAME-BY-GAME

Opponent	Date	GS	Min	FG-FGA	Pct	3FG-FGA	Pct	FT-FTA	Pct	O/D/T	Avg	PF	FO	A/T	B	S	P	Avg
PACIFIC	11/07/22		8	0-3	.000	0-2	.000	0-0	.000	0/2/2	2.0	0	0	0/0	0	0	0	0.0
vs Wisconsin	11/11/22	DNP																
SAN DIEGO ST.	11/15/22	DNP																
CAL POLY	11/18/22		6	0-4	.000	0-2	.000	0-0	.000	1/2/3	2.5	1	0	1/0	0	0	0	0.0
vs Ole Miss	11/24/22	DNP																
vs Florida St.	11/25/22	DNP																
vs Memphis	11/27/22		5	2-3	.667	2-2	1.000	0-0	.000	0/0/0	1.7	0	0	0/0	0	0	6	2.0
UCLA	12/01/22	DNP																
at Arizona St.	12/04/22	DNP																
GREEN BAY	12/16/22		8	4-5	.800	2-3	.667	0-0	.000	0/1/1	1.5	0	0	0/0	0	0	10	4.0
vs Texas	12/18/22	DNP																
vs Loyola Chicago	12/22/22	DNP																

### CAREER STATS

YEAR	GP	GS	MIN	AVG	FG	FGA	PCT	3-POINT			FT	FTA	PCT	REBOUNDING							PTS	AVG			
								FG	FGA	PCT				OFF	DEF	TOT	AVG	PF	FO	AST			TO	BLK	STL
2021-22	5	0	13	2.6	0	7	.000	0	5	.000	0	0	.000	0	1	1	0.2	1	0	1	1	0	0	0	0.0
2022-23	4	0	27	6.8	6	15	.400	4	9	.444	0	0	.000	1	5	6	1.5	1	0	1	0	0	0	16	4.0
<b>TOTAL</b>	<b>9</b>	<b>0</b>	<b>40</b>	<b>4.4</b>	<b>6</b>	<b>22</b>	<b>.273</b>	<b>4</b>	<b>14</b>	<b>.286</b>	<b>0</b>	<b>0</b>	<b>.000</b>	<b>1</b>	<b>6</b>	<b>7</b>	<b>0.8</b>	<b>2</b>	<b>0</b>	<b>2</b>	<b>1</b>	<b>0</b>	<b>0</b>	<b>16</b>	<b>1.8</b>





## #5 MICHAEL O'CONNELL

Junior | Guard | 6-2 | 195

Mineola, N.Y. | Blair Academy (N.J.) | Economics

### Three things to know...

1: First prospect since recruiting databases began to be rated a top-100 recruit in both basketball (247 Sports) and lacrosse (Inside Lacrosse) at the time of his signing.

2: Was committed to Maryland for lacrosse before electing to play basketball at Stanford

3: Ranks third in the Pac-12 among returning guards conference wide in assists per game (3.6).

**Career Accolades:** CoSIDA Academic All-District (2022) ... Pac-12 Freshman of the Week (Feb. 1, 2021) ... Pac-12 Academic Honor Roll (2022)

**Trending:** Four assists on opening day against Pacific (Nov. 7) ... Stanford is 11-3 in O'Connell's career when he has 5 or more assists ... Season-high 10 points last time out against Loyola Chicago (Dec. 22) ... Tied for second in the Pac-12 in free throw percentage (92.9) among players with at least one make per game.

### O'CONNELL'S CAREER HIGHS

Points..... 20, vs. USC 2/2/21  
 FG..... 7, twice  
 FGA..... 13, at Santa Clara 11/12/19  
 3FG..... 4, at Arizona 3/3/22  
 3FGA..... 6, at Arizona 3/3/22  
 FT..... 8, at Arizona State 1/30/21  
 FTA..... 8, twice  
 Rebounds..... 9, vs. California 2/7/21  
 Assists..... 8, twice  
 Blocks..... 1, four times  
 Steals..... 4, twice  
 Minutes..... 52, at Washington State 2/20/21

### O'CONNELL'S SEASON HIGHS

Points..... 10, vs. Loyola Chicago 12/22/22  
 FG..... 3, four times  
 FGA..... 8, at Arizona State 12/4/22  
 3FG..... 1, twice  
 3FGA..... 3, twice  
 FT..... 4, vs. Loyola Chicago 12/22/22  
 FTA..... 4, vs. Loyola Chicago 12/22/22  
 Rebounds..... 5, vs. Wisconsin 11/11/22  
 Assists..... 4, vs. Pacific 11/7/22  
 Blocks..... -  
 Steals..... 2, twice  
 Minutes..... 29, at Arizona State 12/4/22

**ESPN Events Invitational:** 4.0 pts, 1.7 reb, 1.0 ast per game

### 2022-23 GAME-BY-GAME

Opponent	Date	GS	Min	FG-FGA	Pct	3FG-FGA	Pct	FT-FTA	Pct	O/D/T	Avg	PF	FO	A/T	B	S	P	Avg
PACIFIC	11/07/22	*	25	3-5	.600	1-3	.333	2-2	1.000	0/2/2	2.0	2	0	4/2	0	1	9	9.0
vs Wisconsin	11/11/22	*	28	1-5	.200	0-1	.000	1-1	1.000	1/4/5	3.5	2	0	2/1	0	2	3	6.0
SAN DIEGO ST.	11/15/22	*	22	0-2	.000	0-2	.000	1-2	.500	1/1/2	3.0	4	0	1/2	0	1	1	4.3
CAL POLY	11/18/22		22	1-3	.333	0-0	.000	0-0	.000	1/1/2	2.8	1	0	2/2	0	2	2	3.8
vs Ole Miss	11/24/22		16	1-3	.333	0-1	.000	2-2	1.000	0/1/1	2.4	0	0	0/0	0	1	4	3.8
vs Florida St.	11/25/22		22	3-5	.600	0-1	.000	0-0	.000	0/4/4	2.7	1	0	3/4	0	1	6	4.2
vs Memphis	11/27/22		12	1-2	.500	0-1	.000	0-0	.000	0/0/0	2.3	1	0	0/4	0	0	2	3.9
UCLA	12/01/22		20	0-3	.000	0-0	.000	0-0	.000	0/1/1	2.1	0	0	2/1	0	1	0	3.4
at Arizona St.	12/04/22	*	29	2-8	.250	1-3	.333	2-2	1.000	1/0/1	2.0	0	0	3/1	0	1	7	3.8
GREEN BAY	12/16/22	*	15	3-3	1.000	0-0	.000	0-0	.000	1/3/4	2.2	2	0	1/1	0	0	6	4.0
vs Texas	12/18/22	*	22	1-3	.333	0-0	.000	1-1	1.000	1/3/4	2.4	0	0	3/1	0	0	3	3.9
vs Loyola Chicago	12/22/22	*	23	3-6	.500	0-0	.000	4-4	1.000	1/3/4	2.5	2	0	2/1	0	0	10	4.4

### CAREER STATS

YEAR	GP	GS	MIN	AVG	FG	FGA	PCT	3-POINT			FT	FTA	PCT	REBOUNDING							PTS	AVG			
								FG	FGA	PCT				OFF	DEF	TOT	AVG	PF	FO	AST			TO	BLK	STL
2020-21	25	18	666	26.6	59	126	.468	12	36	.333	37	47	.787	11	64	75	3.0	37	1	71	39	3	32	167	6.7
2021-22	31	30	822	26.5	86	229	.376	24	83	.289	23	40	.575	9	75	84	2.7	52	0	111	63	1	32	219	7.1
2022-23	12	7	256	21.3	19	48	.396	2	12	.167	13	14	.929	7	23	30	2.5	15	0	23	20	0	10	53	4.4
<b>TOTAL</b>	<b>68</b>	<b>55</b>	<b>1744</b>	<b>25.6</b>	<b>164</b>	<b>403</b>	<b>.407</b>	<b>38</b>	<b>131</b>	<b>.290</b>	<b>73</b>	<b>101</b>	<b>.723</b>	<b>27</b>	<b>162</b>	<b>189</b>	<b>2.8</b>	<b>104</b>	<b>1</b>	<b>205</b>	<b>122</b>	<b>4</b>	<b>74</b>	<b>439</b>	<b>6.5</b>



# #10 MAX MURRELL

Junior | Forward | 6-9 | 225

Omaha, Neb. | Millard North | Computer Science

### Three things to know...

- 1: 247Sports (#79) and Rivals (#116) four-star recruit. Ranked 14th and 23rd nationally at his position, respectively.
- 2: Reached Nebraska state championship game with Millard North. Broke school record for blocks in a game, season and career, and career field goal percentage.
- 3: Selected Stanford over Creighton, Iowa, Minnesota and TCU.

**Career Accolades:** Pac-12 Academic Honor Roll (2022)

**Trending:** Second on the team in 3-point percentage (45.0%, min. 10 attempts) ... Had 15 points and six rebounds against Cal Poly (Nov. 18) ... Led the nation in free throws made without a miss (16-for-16) as a freshman in 2020-21, is an 84.4% FT shooter for his career ... Averaging 1.2 blocks per game over the last five contests ... Shooting a slash of 50/45/83.

### MURRELL'S CAREER HIGHS

Points ..... 18, vs. North Carolina A&T 11/23/21  
 FG ..... 6, vs. North Carolina A&T 11/23/21  
 FGA ..... 8, vs. North Carolina A&T 11/23/21  
 3FG ..... 4, twice  
 3FGA ..... 6, twice  
 FT ..... 4, twice  
 FTA ..... 6, at Washington 1/15/22  
 Rebounds ..... 6, vs. Cal Poly 11/18/22  
 Assists ..... 3, vs. Arizona 3/10/22  
 Blocks ..... 3, at Arizona State 12/4/22  
 Steals ..... 2, vs. Arizona 3/10/22  
 Minutes ..... 21, three times

### MURRELL'S SEASON HIGHS

Points ..... 15, vs. Cal Poly 11/18/22  
 FG ..... 4, vs. Cal Poly 11/18/22  
 FGA ..... 7, twice  
 3FG ..... 4, vs. Cal Poly 11/18/22  
 3FGA ..... 6, at Arizona State 12/4/22  
 FT ..... 3, vs. Cal Poly 11/18/22  
 FTA ..... 4, vs. Cal Poly 11/18/22  
 Rebounds ..... 6, vs. Cal Poly 11/18/22  
 Assists ..... 2, vs. Green Bay 12/16/22  
 Blocks ..... 3, at Arizona State 12/4/22  
 Steals ..... 1, six times  
 Minutes ..... 21, vs. Cal Poly 11/18/22

**ESPN Events Invitational:** 3.3 pts, 3.7 reb per game

### 2022-23 GAME-BY-GAME

Opponent	Date	GS	Min	FG-FGA	Pct	3FG-FGA	Pct	FT-FTA	Pct	O/D/T	Avg	PF	FO	A/T	B	S	P	Avg
PACIFIC	11/07/22	15	0-0	.000	0-0	.000	2-2	1.000	0/3/3	3.0	0	0	1/2	0	1	2	2.0	
vs Wisconsin	11/11/22	4	0-0	.000	0-0	.000	2-3	.667	0/0/0	1.5	1	0	0/0	0	0	2	2.0	
SAN DIEGO ST.	11/15/22	11	2-2	1.000	1-1	1.000	0-0	.000	1/0/1	1.3	1	0	0/1	1	0	5	3.0	
CAL POLY	11/18/22	21	4-7	.571	4-5	.800	3-4	.750	1/5/6	2.5	2	0	1/0	0	1	15	6.0	
vs Ole Miss	11/24/22	18	1-4	.250	0-1	.000	0-0	.000	0/5/5	3.0	3	0	1/0	0	1	2	5.2	
vs Florida St.	11/25/22	9	0-1	.000	0-1	.000	2-2	1.000	1/0/1	2.7	1	0	1/0	0	0	2	4.7	
vs Memphis	11/27/22	18	2-5	.400	2-4	.500	0-0	.000	1/4/5	3.0	0	0	0/1	0	1	6	4.9	
UCLA	12/01/22	17	0-0	.000	0-0	.000	0-0	.000	1/0/1	2.8	0	0	0/0	1	0	0	4.3	
at Arizona St.	12/04/22	18	2-7	.286	1-6	.167	0-0	.000	0/4/4	2.9	2	0	1/0	3	1	5	4.3	
GREEN BAY	12/16/22	18	3-4	.750	0-1	.000	1-1	1.000	0/1/1	2.7	0	0	2/0	2	0	7	4.6	
vs Texas	12/18/22	9	1-1	1.000	1-1	1.000	0-0	.000	0/0/0	2.5	1	0	0/0	0	1	3	4.5	
vs Loyola Chicago	12/22/22	9	1-1	1.000	0-0	.000	0-0	.000	0/1/1	2.3	1	0	0/0	0	0	2	4.3	

### CAREER STATS

YEAR	GP	GS	MIN	AVG	FG	FGA	PCT	3-POINT			FT	FTA	PCT	REBOUNDING								PTS	AVG		
								FG	FGA	PCT				OFF	DEF	TOT	AVG	PF	FO	AST	TO			BLK	STL
2020-21	21	0	166	7.9	15	30	.500	2	9	.222	16	16	1.000	5	13	18	0.9	17	0	4	11	7	5	48	2.3
2021-22	32	5	319	10.0	26	86	.302	13	56	.232	12	17	.706	8	26	34	1.1	25	0	13	17	13	6	77	2.4
2022-23	12	0	167	13.9	16	32	.500	9	20	.450	10	12	.833	5	23	28	2.3	12	0	7	4	7	6	51	4.3
<b>TOTAL</b>	<b>65</b>	<b>5</b>	<b>652</b>	<b>10.0</b>	<b>57</b>	<b>148</b>	<b>.385</b>	<b>24</b>	<b>85</b>	<b>.282</b>	<b>38</b>	<b>45</b>	<b>.844</b>	<b>18</b>	<b>62</b>	<b>80</b>	<b>1.2</b>	<b>54</b>	<b>0</b>	<b>24</b>	<b>32</b>	<b>27</b>	<b>17</b>	<b>176</b>	<b>2.7</b>



# #11 RYAN AGARWAL

Freshman | Guard | 6-6 | 190

Coppell, Texas | Coppell | Undeclared

### Three things to know...

1: One of three Division I college basketball players of Indian descent, along with Ishaan Jagiasi (Penn State) and Amaan Sandhu (Monmouth)

2: Four-star wing by Rivals and ESPN, once rated as high as No. 84 nationally by Rivals

3: One of the top 3-point shooters in the 2022 recruiting class

**Career Accolades:** N/A

**Trending:** Career-high 11 points vs. Green Bay (Dec. 16) ... One of seven players in Pac-12 play shooting 50% from 3-point range with at least 1.5 makes from deep per game ... One of two players shooting at least 50 percent from 3-point range with at least one make per game, along with UCLA's David Singleton ... Shooting 53.8 percent from deep over the last five games.

### AGARWAL'S CAREER HIGHS

Points..... 11, vs. Green Bay 12/16/22  
 FG ..... 4, vs. Green Bay 12/16/22  
 FGA..... 6, twice  
 3FG ..... 3, vs. Green Bay 12/16/22  
 3FGA..... 5, twice  
 FT ..... -  
 FTA ..... 1, vs. Loyola Chicago 12/22/22  
 Rebounds..... 2, vs. Green Bay 12/16/22  
 Assists.....1, three times  
 Blocks..... -  
 Steals.....1, four times  
 Minutes.....16, vs. Green Bay 12/16/22

### AGARWAL'S SEASON HIGHS

Points..... 11, vs. Green Bay 12/16/22  
 FG ..... 4, vs. Green Bay 12/16/22  
 FGA..... 6, twice  
 3FG ..... 3, vs. Green Bay 12/16/22  
 3FGA..... 5, twice  
 FT ..... -  
 FTA ..... 1, vs. Loyola Chicago 12/22/22  
 Rebounds..... 2, vs. Green Bay 12/16/22  
 Assists.....1, three times  
 Blocks..... -  
 Steals.....1, four times  
 Minutes.....16, vs. Green Bay 12/16/22

### 2022-23 GAME-BY-GAME

Opponent	Date	GS	Min	FG-FGA	Pct	3FG-FGA	Pct	FT-FTA	Pct	O/D/T	Avg	PF	FO	A/T	B	S	P	Avg
PACIFIC	11/07/22		6	0-2	.000	0-2	.000	0-0	.000	0/1/1	1.0	0	0	0/2	0	1	0	0.0
vs. Wisconsin	11/11/22	DNP																
SAN DIEGO ST.	11/15/22	DNP																
CAL POLY	11/18/22		15	3-5	.600	2-3	.667	0-0	.000	0/1/1	1.0	2	0	1/1	0	0	8	4.0
vs Ole Miss	11/24/22		3	0-0	.000	0-0	.000	0-0	.000	0/0/0	0.7	0	0	0/0	0	0	0	2.7
vs Florida St.	11/25/22		2	0-0	.000	0-0	.000	0-0	.000	0/1/1	0.8	0	0	0/0	0	0	0	2.0
vs Memphis	11/27/22	DNP																
UCLA	12/01/22		15	3-6	.500	2-5	.400	0-0	.000	0/1/1	0.8	1	0	1/0	0	1	8	3.2
at Arizona St.	12/04/22		4	1-1	1.000	1-1	1.000	0-0	.000	0/0/0	0.7	0	0	0/2	0	0	3	3.2
GREEN BAY	12/16/22		16	4-6	.667	3-5	.600	0-0	.000	0/2/2	0.9	0	0	0/0	0	1	11	4.3
vs Texas	12/18/22		5	0-0	.000	0-0	.000	0-0	.000	0/0/0	0.8	1	0	0/0	0	1	0	3.8
vs Loyola Chicago	12/22/22		11	1-2	.500	1-2	.500	0-1	.000	0/0/0	0.7	1	0	1/1	0	0	3	3.7

### CAREER STATS

YEAR	GP	GS	MIN	AVG	FG	FGA	PCT	3-POINT			FT	FTA	PCT	REBOUNDING							PTS	AVG			
								FG	FGA	PCT				OFF	DEF	TOT	AVG	PF	FO	AST			TO	BLK	STL
2022-23	9	0	77	8.6	12	22	.545	9	18	.500	0	1	.000	0	6	6	0.7	5	0	3	6	0	4	33	3.7
<b>TOTAL</b>	<b>9</b>	<b>0</b>	<b>77</b>	<b>8.6</b>	<b>12</b>	<b>22</b>	<b>.545</b>	<b>9</b>	<b>18</b>	<b>.500</b>	<b>0</b>	<b>1</b>	<b>.000</b>	<b>0</b>	<b>6</b>	<b>6</b>	<b>0.7</b>	<b>5</b>	<b>0</b>	<b>3</b>	<b>6</b>	<b>0</b>	<b>4</b>	<b>33</b>	<b>3.7</b>



# #13 MICHAEL JONES

Graduate Student | Guard | 6-5 | 205

Woodbury, Minn. | Woodbury | Davidson | M.S. Statistics

### Three things to know...

- 1: First graduate transfer in Stanford men's basketball history
- 2: Ended Davidson career ranked fifth in program history in 3-point percentage (40.3%, minimum 120 made)
- 3: One of two returners in college basketball to have scored 400 points while shooting at least 46 percent from the floor, 42 percent from 3-point range and 84 percent from the free throw line (Isiah Mosley, Missouri) last season

**Career Accolades:** N/A

**Trending:** Scored a career-high 31 points in his Stanford debut against Pacific (Nov. 7), marking the best debut by a Stanford player on record. First 30-point game by a Stanford player since Jan. 4, 2021 (Oscar da Silva vs. Oregon State), and most in a single game by a Pac-12 player this season ... Reached NCAA Tournament with 10-seed Davidson in 2022 ... Averaging 11.0 points, 3.0 rebounds, 3.0 assists and 1.5 steals per game in Pac-12 play ... Seven steals over last four games (1.8 spg), leads team with 1.0 steals per game this season.

### JONES' CAREER HIGHS

Points..... 31, vs. Pacific 11/7/22  
 FG..... 9, twice  
 FGA..... 15, vs. Pacific 11/7/22  
 3FG..... 8, at Richmond 1/24/22  
 3FGA.....12, vs. George Mason 1/25/20  
 FT..... 10, vs. Pacific 11/7/22  
 FTA..... 12, vs. Pacific 11/7/22  
 Rebounds.....7, at Rhode Island 2/12/22  
 Assists.....8, vs. East Carolina 11/21/21  
 Blocks.....2, five times  
 Steals.....3, five times  
 Minutes..... 41, at George Washington 1/29/20

### JONES' SEASON HIGHS

Points..... 31, vs. Pacific 11/7/22  
 FG..... 9, vs. Pacific 11/7/22  
 FGA..... 15, vs. Pacific 11/7/22  
 3FG..... 3, vs. Pacific 11/7/22  
 3FGA..... 9, vs. Florida State 11/25/22  
 FT..... 10, vs. Pacific 11/7/22  
 FTA..... 12, vs. Pacific 11/7/22  
 Rebounds..... 5, vs. Pacific 11/7/22  
 Assists.....4, vs. Ole Miss 11/24/22  
 Blocks.....2, vs. Wisconsin 11/11/22  
 Steals.....3, twice  
 Minutes.....35, vs. Pacific 11/7/22

**ESPN Events Invitational:** 5.7 pts, 2.3 reb, 2.0 ast per game

### 2022-23 GAME-BY-GAME

Opponent	Date	GS	Min	FG-FGA	Pct	3FG-FGA	Pct	FT-FTA	Pct	O/D/T	Avg	PF	FO	A/T	B	S	P	Avg
PACIFIC	11/07/22	*	35	9-15	.600	3-8	.375	10-12	.833	0/5/5	5.0	2	0	3/0	0	1	31	31.0
vs Wisconsin	11/11/22	*	33	3-7	.429	0-2	.000	3-5	.600	1/3/4	4.5	2	0	1/2	2	0	9	20.0
SAN DIEGO ST.	11/15/22	*	27	0-4	.000	0-1	.000	0-1	.000	0/3/3	4.0	3	0	3/2	0	1	0	13.3
CAL POLY	11/18/22		20	4-6	.667	3-5	.600	4-5	.800	0/2/2	3.5	0	0	1/1	1	0	15	13.8
vs Ole Miss	11/24/22		25	2-7	.286	0-4	.000	3-3	1.000	0/4/4	3.6	1	0	4/1	0	0	7	12.4
vs Florida St.	11/25/22		25	3-11	.273	1-9	.111	3-4	.750	0/1/1	3.2	1	0	0/0	0	2	10	12.0
vs Memphis	11/27/22		25	0-7	.000	0-7	.000	0-0	.000	1/1/2	3.0	3	0	2/0	0	1	0	10.3
UCLA	12/01/22		27	3-9	.333	2-7	.286	2-3	.667	0/3/3	3.0	0	0	5/1	0	0	10	10.3
at Arizona St.	12/04/22		25	4-10	.400	2-6	.333	2-2	1.000	1/2/3	3.0	4	0	1/1	0	3	12	10.4
GREEN BAY	12/16/22		19	1-4	.250	1-4	.250	0-1	.000	1/2/3	3.0	3	0	2/1	0	3	3	9.7
vs Texas	12/18/22		28	5-10	.500	2-5	.400	5-7	.714	1/2/3	3.0	0	0	1/0	0	1	17	10.4
vs Loyola Chicago	12/22/22		24	4-6	.667	1-2	.500	3-4	.750	0/2/2	2.9	2	0	1/1	0	0	12	10.5

### CAREER STATS

YEAR	GP	GS	MIN	AVG	FG	FGA	PCT	3-POINT			FT	FTA	PCT	REBOUNDING							PTS	AVG			
								FG	FGA	PCT				OFF	DEF	TOT	AVG	PF	FO	AST			TO	BLK	STL
2019-20	26	21	591	22.7	50	112	.446	39	92	.424	8	12	.667	12	34	46	1.8	31	0	24	15	5	17	147	5.7
2020-21	22	1	381	17.3	41	86	.477	16	52	.308	14	22	.636	14	26	40	1.8	26	0	26	10	2	15	112	5.1
2021-22	34	34	1056	31.0	129	280	.461	69	164	.421	75	89	.843	19	104	123	3.6	57	0	66	36	10	33	402	11.8
2022-23	12	3	313	26.1	38	96	.396	15	60	.250	35	47	.745	5	30	35	2.9	21	0	24	10	3	12	126	10.5
<b>TOTAL</b>	<b>94</b>	<b>59</b>	<b>2350</b>	<b>24.9</b>	<b>258</b>	<b>574</b>	<b>.449</b>	<b>139</b>	<b>368</b>	<b>.378</b>	<b>132</b>	<b>170</b>	<b>.776</b>	<b>50</b>	<b>194</b>	<b>244</b>	<b>2.6</b>	<b>135</b>	<b>0</b>	<b>140</b>	<b>71</b>	<b>20</b>	<b>75</b>	<b>787</b>	<b>8.4</b>





# #14 SPENCER JONES

Senior | Forward | 6-7 | 225

Roeland Park, Kan. | Bishop Miege | Management Science & Engineering

### Three things to know...

- 1: Elite shooter on the wing, great defender. One of the best forwards in the Pac-12.
- 2: Committed to Stanford two weeks after first recruiting call.
- 3: He was one of six players league-wide last season, and is one of two returners, to earn both all-conference and all-defense honors

**Career Accolades:** 2022-23 Preseason All-Pac-12 first team ... 2022 All-Pac-12 honorable mention ... 2022 Pac-12 All-Defense honorable mention ... 2021 Diamond Head Classic All-Tournament Team ... 2022 Pac-12 Tournament All-Tournament Team.

**Trending:** 7th all-time in made 3-pointers at Stanford (205). One away from tying for sixth (Anthony Goods '09), 13 away from the top five ... Averaged 27.0 points per game at the 2022 Pac-12 Tournament, finished 2021-22 with seven 20-point outings ... In double figures eight of the last 10 games ... 2.3 stocks (steals + blocks) per game, 2.1 offensive rebounds per game ... 4.0 offensive rebounds per game in Pac-12 play, which is second-best in the league ... 78 career blocks, five away from 15th in program history (currently Lawrence Hill '09).

**ESPN Events Invitational:** 10.3 pts, 3.0 reb, 1.7 ast per game

### JONES' CAREER HIGHS

Points .....28, vs. Arizona 3/10/22  
 FG .....12, vs. Arizona 3/10/22  
 FGA .....18, vs. Arizona 3/10/22  
 3FG ..... 6, twice  
 3FGA ..... 12, vs. Arizona State 3/9/22  
 FT .....6, at Arizona State 12/4/22  
 FTA ..... 7, twice  
 Rebounds ..... 8, four times  
 Assists .....4, three times  
 Blocks ..... 4, vs. Wisconsin 11/11/22  
 Steals ..... 4, vs. Washington 2/6/22  
 Minutes .....47, at Washington State 2/20/21

### JONES' SEASON HIGHS

Points ..... 18, vs. UCLA 12/1/22  
 FG ..... 7, vs. UCLA 12/1/22  
 FGA ..... 15, vs. San Diego State 11/15/22  
 3FG ..... 3, twice  
 3FGA ..... 7, vs. San Diego State 11/15/22  
 FT .....6, at Arizona State 12/4/22  
 FTA ..... 7, twice  
 Rebounds ..... 7, vs. Texas 12/18/22  
 Assists .....2, twice  
 Blocks ..... 4, vs. Wisconsin 11/11/22  
 Steals .....2, twice  
 Minutes ..... 33, vs. Ole Miss 11/24/22

### 2022-23 GAME-BY-GAME

Opponent	Date	GS	Min	FG-FGA	Pct	3FG-FGA	Pct	FT-FTA	Pct	O/D/T	Avg	PF	FO	A/T	B	S	P	Avg
PACIFIC	11/07/22	DNP																
vs Wisconsin	11/11/22		20	3-9	.333	0-5	.000	2-2	1.000	1/3/4	4.0	2	0	1/2	4	1	8	8.0
SAN DIEGO ST.	11/15/22		26	4-15	.267	2-7	.286	5-7	.714	3/3/6	5.0	1	0	1/0	3	1	15	11.5
CAL POLY	11/18/22	*	20	4-9	.444	2-5	.400	0-0	.000	3/2/5	5.0	3	0	0/0	0	0	10	11.0
vs Ole Miss	11/24/22	*	33	5-9	.556	3-4	.750	0-0	.000	2/0/2	4.3	0	0	2/2	1	1	13	11.5
vs Florida St.	11/25/22	*	29	4-13	.308	0-6	.000	0-0	.000	2/3/5	4.4	1	0	1/1	1	1	8	10.8
vs Memphis	11/27/22	*	29	4-11	.364	2-5	.400	0-0	.000	1/1/2	4.0	3	0	2/4	0	1	10	10.7
UCLA	12/01/22	*	29	7-10	.700	3-5	.600	1-2	.500	2/1/3	3.9	2	0	1/4	0	2	18	11.7
at Arizona St.	12/04/22	*	27	3-13	.231	1-6	.167	6-7	.857	6/0/6	4.1	5	1	0/1	1	0	13	11.9
GREEN BAY	12/16/22	*	19	4-7	.571	1-3	.333	1-2	.500	0/2/2	3.9	2	0	1/3	1	2	10	11.7
vs Texas	12/18/22	*	30	4-11	.364	2-5	.400	0-0	.000	1/6/7	4.2	3	0	0/1	3	0	10	11.5
vs Loyola Chicago	12/22/22	*	29	2-11	.182	0-4	.000	0-0	.000	2/1/3	4.1	1	0	2/1	1	1	4	10.8

### CAREER STATS

YEAR	GP	GS	MIN	AVG	FG	FGA	PCT	3-POINT			FT	FTA	PCT	REBOUNDING				PF	FO	AST	TO	BLK	STL	PTS	AVG
								FG	FGA	PCT				OFF	DEF	TOT	AVG								
2019-20	32	29	913	28.5	93	221	.421	81	188	.431	16	23	.696	16	85	101	3.2	59	0	27	27	28	19	283	8.8
2020-21	26	25	735	28.3	72	173	.416	46	124	.371	22	33	.667	21	80	101	3.9	81	1	27	31	17	32	212	8.2
2021-22	31	31	827	26.7	136	287	.474	62	165	.376	39	52	.750	52	86	138	4.5	80	1	35	45	18	27	373	12.0
2022-23	11	9	291	26.5	44	118	.373	16	55	.291	15	20	.750	23	22	45	4.1	23	1	11	19	15	10	119	10.8
<b>TOTAL</b>	<b>100</b>	<b>94</b>	<b>2766</b>	<b>27.7</b>	<b>345</b>	<b>799</b>	<b>.432</b>	<b>205</b>	<b>532</b>	<b>.385</b>	<b>92</b>	<b>128</b>	<b>.719</b>	<b>112</b>	<b>273</b>	<b>385</b>	<b>3.9</b>	<b>243</b>	<b>3</b>	<b>100</b>	<b>122</b>	<b>78</b>	<b>88</b>	<b>987</b>	<b>9.9</b>



## #15 BENNY GEALER

Freshman | Guard | 6-1 | 160

San Pedro, Calif. | Rolling Hills Prep | Undeclared

### Three things to know...

- 1: Won the gold medal with Team USA at the 2022 Maccabi Games in Israel
- 2: 3-star recruit at point guard from Rivals
- 3: Valedictorian at Rolling Hills Prep with a 4.8 GPA

**Career Accolades:** N/A

**Trending:** Made career debut against Green Bay (Dec. 16), with three points and three assists ... Scored five points with two assists against Texas (Dec. 18) ... 3-for-4 from 3-point range to start his career.

### GEALER'S CAREER HIGHS

Points ..... 5, vs. Texas 12/18/22  
 FG ..... 2, vs. Texas 12/18/22  
 FGA ..... 2, twice  
 3FG ..... 1, three times  
 3FGA ..... 2, vs. Green Bay 12/16/22  
 FT ..... -  
 FTA ..... -  
 Rebounds ..... 2, vs. Green Bay 12/16/22  
 Assists ..... 3, vs. Green Bay 12/16/22  
 Blocks ..... -  
 Steals ..... 1, vs. Green Bay 12/16/22  
 Minutes ..... 11, twice

### GEALER'S SEASON HIGHS

Points ..... 5, vs. Texas 12/18/22  
 FG ..... 2, vs. Texas 12/18/22  
 FGA ..... 2, twice  
 3FG ..... 1, three times  
 3FGA ..... 2, vs. Green Bay 12/16/22  
 FT ..... -  
 FTA ..... -  
 Rebounds ..... 2, vs. Green Bay 12/16/22  
 Assists ..... 3, vs. Green Bay 12/16/22  
 Blocks ..... -  
 Steals ..... 1, vs. Green Bay 12/16/22  
 Minutes ..... 11, twice

### 2022-23 GAME-BY-GAME

Opponent	Date	GS	Min	FG-FGA	Pct	3FG-FGA	Pct	FT-FTA	Pct	O/D/T	Avg	PF	FO	A/T	B	S	P	Avg
PACIFIC	11/07/22	DNP																
vs. Wisconsin	11/11/22	DNP																
SAN DIEGO ST.	11/15/22	DNP																
CAL POLY	11/18/22	DNP																
vs Ole Miss	11/24/22	DNP																
vs Florida St.	11/25/22	DNP																
vs Memphis	11/27/22	DNP																
UCLA	12/01/22	DNP																
at Arizona St.	12/04/22	DNP																
GREEN BAY	12/16/22		11	1-2	.500	1-2	.500	0-0	.000	0/2/2	2.0	1	0	3/1	0	1	3	3.0
vs Texas	12/18/22		11	2-2	1.000	1-1	1.000	0-0	.000	0/1/1	1.5	2	0	2/3	0	0	5	4.0
vs Loyola Chicago	12/22/22		5	1-1	1.000	1-1	1.000	0-0	.000	1/0/1	1.3	0	0	0/1	0	0	3	3.7

### CAREER STATS

YEAR	GP	GS	MIN	AVG	FG	FGA	PCT	3-POINT			FT	FTA	PCT	REBOUNDING					PF	FO	AST	TO	BLK	STL	PTS	AVG
								FG	FGA	PCT				OFF	DEF	TOT	AVG									
2022-23	3	0	27	9.0	4	5	.800	3	4	.750	0	0	.000	1	3	4	1.3	3	0	5	5	0	1	11	3.7	
<b>TOTAL</b>	<b>3</b>	<b>0</b>	<b>27</b>	<b>9.0</b>	<b>4</b>	<b>5</b>	<b>.800</b>	<b>3</b>	<b>4</b>	<b>.750</b>	<b>0</b>	<b>0</b>	<b>.000</b>	<b>1</b>	<b>3</b>	<b>4</b>	<b>1.3</b>	<b>3</b>	<b>0</b>	<b>5</b>	<b>5</b>	<b>0</b>	<b>1</b>	<b>11</b>	<b>3.7</b>	



## #21 NEAL BEGOVICH

Redshirt Junior | Forward | 6-9 | 230

San Francisco, Calif. | St. Ignatius College Prep | Economics

### Three things to know...

- 1: Surprised with a scholarship for the 2022-23 season after spending his first three as a walk-on
- 2: Two brothers graduated from Stanford, including Daniel, who played on the basketball team with him from 2019-22
- 3: Switched jersey number from 0 to 21, previously worn by Daniel, to honor his late father, Dan, who played basketball at Cal

**Career Accolades:** Pac-12 Academic Honor Roll (2021, 2022) ... NABC Honors Court (2022)

**Trending:** Made season debut Nov. 18 against Cal Poly, scored two points ... Had two points and two assists against Green Bay (Dec. 16)

### BEGOVICH'S CAREER HIGHS

Points ..... 3, at North Carolina A&T 12/6/20  
 FG ..... 1, six times  
 FGA ..... 4, vs. Cal Poly 11/18/22  
 3FG ..... 1, at North Carolina A&T 12/6/20  
 3FGA ..... 2, vs. Cal Poly 11/18/22  
 FT ..... -  
 FTA ..... -  
 Rebounds ..... 1, three times  
 Assists ..... 2, vs. Green Bay 12/16/22  
 Blocks ..... -  
 Steals ..... 1, vs. Green Bay 12/16/22  
 Minutes ..... 5, twice

### BEGOVICH'S SEASON HIGHS

Points ..... 2, twice  
 FG ..... 1, twice  
 FGA ..... 4, vs. Cal Poly 11/18/22  
 3FG ..... -  
 3FGA ..... 2, vs. Cal Poly 11/18/22  
 FT ..... -  
 FTA ..... -  
 Rebounds ..... 1, vs. Cal Poly 11/18/22  
 Assists ..... 2, vs. Green Bay 12/16/22  
 Blocks ..... -  
 Steals ..... 1, vs. Green Bay 12/16/22  
 Minutes ..... 5, twice

### 2022-23 GAME-BY-GAME

Opponent	Date	GS	Min	FG-FGA	Pct	3FG-FGA	Pct	FT-FTA	Pct	O/D/T	Avg	PF	FO	A/T	B	S	P	Avg
PACIFIC	11/07/22	DNP																
vs. Wisconsin	11/11/22	DNP																
SAN DIEGO ST.	11/15/22	DNP																
CAL POLY	11/18/22		5	1-4	.250	0-2	.000	0-0	.000	0/1/1	1.0	1	0	0/0	0	0	2	2.0
vs Ole Miss	11/24/22	DNP																
vs Florida St.	11/25/22	DNP																
vs Memphis	11/27/22	DNP																
UCLA	12/01/22	DNP																
at Arizona St.	12/04/22	DNP																
GREEN BAY	12/16/22		5	1-2	.500	0-0	.000	0-0	.000	0/0/0	0.5	0	0	2/0	0	1	2	2.0
vs Texas	12/18/22	DNP																
vs Loyola Chicago	12/22/22	DNP																

### CAREER STATS

YEAR	GP	GS	MIN	AVG	FG	FGA	PCT	3-POINT			FT	FTA	PCT	REBOUNDING							PTS	AVG				
								FG	FGA	PCT				OFF	DEF	TOT	AVG	PF	FO	AST			TO	BLK	STL	
2020-21	3	0	7	2.3	3	3	1.000	1	1	1.000	0	0	.000	0	1	1	0.3	0	0	0	0	0	0	0	7	2.3
2021-22	4	0	11	2.8	1	2	.500	0	1	.000	0	0	.000	0	1	1	0.3	2	0	0	0	0	0	2	0.5	
2022-23	2	0	10	5.0	2	6	.333	0	2	.000	0	0	.000	0	1	1	0.5	1	0	2	0	0	1	4	2.0	
<b>TOTAL</b>	<b>9</b>	<b>0</b>	<b>28</b>	<b>3.1</b>	<b>6</b>	<b>11</b>	<b>.545</b>	<b>1</b>	<b>4</b>	<b>.250</b>	<b>0</b>	<b>0</b>	<b>.000</b>	<b>0</b>	<b>3</b>	<b>3</b>	<b>0.3</b>	<b>3</b>	<b>0</b>	<b>2</b>	<b>0</b>	<b>0</b>	<b>1</b>	<b>13</b>	<b>1.4</b>	



## #22 JAMES KEEFE

Senior | Forward | 6-9 | 240

Los Angeles, Calif. | Loyola | Economics

### Three things to know...

1: Physical rim-running forward, tireless worker. Can defend both post positions.

2: Son of Adam Keefe, a nine-year NBA veteran and Stanford's all-time leading rebounder (1,119) and third-leading scorer (2,319), and Kristin Klein Keefe, an Olympian and four-time All-American on the Stanford volleyball team. Older sisters Caitlin and Michaela, class of 2020, played for Stanford's volleyball team, and won three national titles. Youngest sister, Kerry, is a freshman on the volleyball team at Duke.

3: Spent the summer as a private equity summer analyst at KKR

**Career Accolades:** CoSIDA Academic All-District (2022) ... Pac-12 Academic Honor Roll (2021, 2022) ... NABC Honors Court (2022)

**Trending:** First-career double-double, including buzzer-beater for the win with 16 points and 10 rebounds, against Arizona State in the first round of the 2022 Pac-12 Tournament ... Shooting 69.8 percent from the floor ... Multiple offensive rebounds in six of the past 10 games (1.9 per game during the stretch) ... Season-high 14 points last time out against Loyola Chicago (Dec. 22), averaging 10.0 points per game over the last three games ... Co-leads team with 1.0 steals per game.

**ESPN Events Invitational:** 4.0 pts, 5.3 reb, 1.0 ast per game

### KEEFE'S CAREER HIGHS

Points .....17, vs. Washington 2/6/22  
 FG ..... 7, three times  
 FGA ..... 9, twice  
 3FG ..... -  
 3FGA ..... 1, vs. Arizona 3/10/22  
 FT ..... 6, vs. Arizona State 1/22/22  
 FTA ..... 9, vs. Pacific 11/7/22  
 Rebounds ..... 11, vs. California 2/1/22  
 Assists ..... 4, twice  
 Blocks ..... 3, twice  
 Steals ..... 3, vs. Loyola Chicago 12/22/22  
 Minutes ..... 32, vs. Dartmouth 12/16/21

### KEEFE'S SEASON HIGHS

Points ..... 14, vs. Loyola Chicago 12/22/22  
 FG ..... 7, vs. Loyola Chicago 12/22/22  
 FGA ..... 9, vs. Loyola Chicago 12/22/22  
 3FG ..... -  
 3FGA ..... -  
 FT ..... 4, vs. Green Bay 12/16/22  
 FTA ..... 9, vs. Pacific 11/7/22  
 Rebounds ..... 8, three times  
 Assists ..... 4, vs. UCLA 12/1/22  
 Blocks ..... 3, vs. Memphis 11/27/22  
 Steals ..... 3, vs. Loyola Chicago 12/22/22  
 Minutes ..... 26, vs. Loyola Chicago 12/22/22

### 2022-23 GAME-BY-GAME

Opponent	Date	GS	Min	FG-FGA	Pct	3FG-FGA	Pct	FT-FTA	Pct	O/D/T	Avg	PF	FO	A/T	B	S	P	Avg
PACIFIC	11/07/22	*	19	2-2	1.000	0-0	.000	3-9	.333	0/2/2	2.0	1	0	2/1	0	1	7	7.0
vs Wisconsin	11/11/22	*	16	1-2	.500	0-0	.000	0-0	.000	0/4/4	3.0	2	0	1/4	0	1	2	4.5
SAN DIEGO ST.	11/15/22	*	24	3-5	.600	0-0	.000	3-5	.600	3/1/4	3.3	2	0	0/2	0	0	9	6.0
CAL POLY	11/18/22	*	15	3-3	1.000	0-0	.000	1-2	.500	3/4/7	4.3	3	0	0/2	0	2	7	6.3
vs Ole Miss	11/24/22	*	20	3-5	.600	0-0	.000	1-1	1.000	1/1/2	3.8	3	0	1/0	0	0	7	6.4
vs Florida St.	11/25/22	*	25	2-2	1.000	0-0	.000	0-3	.000	3/5/8	4.5	1	0	2/0	0	1	4	6.0
vs Memphis	11/27/22	*	22	0-2	.000	0-0	.000	1-2	.500	2/4/6	4.7	1	0	0/0	3	0	1	5.3
UCLA	12/01/22	*	24	3-4	.750	0-0	.000	3-5	.600	4/3/7	5.0	1	0	4/0	0	1	9	5.8
at Arizona St.	12/04/22	*	21	1-2	.500	0-0	.000	0-0	.000	0/6/6	5.1	3	0	1/0	0	1	2	5.3
GREEN BAY	12/16/22	*	16	2-3	.667	0-0	.000	4-4	1.000	2/6/8	5.4	3	0	2/3	0	1	8	5.6
vs Texas	12/18/22	*	20	3-4	.750	0-0	.000	2-4	.500	0/2/2	5.1	3	0	2/4	0	1	8	5.8
vs Loyola Chicago	12/22/22	*	26	7-9	.778	0-0	.000	0-1	.000	1/7/8	5.3	2	0	1/1	0	3	14	6.5

### CAREER STATS

YEAR	GP	GS	MIN	AVG	FG	FGA	PCT	3-POINT			FT	FTA	PCT	REBOUNDING							PTS	AVG			
								FG	FGA	PCT				OFF	DEF	TOT	AVG	PF	FO	AST			TO	BLK	STL
2019-20	30	0	272	9.1	27	51	.529	0	0	.000	12	32	.375	16	44	60	2.0	42	0	4	11	7	5	66	2.2
2020-21	24	0	182	7.6	9	26	.346	0	0	.000	12	20	.600	14	28	42	1.8	18	0	6	7	3	4	30	1.3
2021-22	30	24	611	20.4	63	105	.600	0	1	.000	34	56	.607	57	86	143	4.8	50	1	20	21	11	11	160	5.3
2022-23	12	8	248	20.7	30	43	.698	0	0	.000	18	36	.500	19	45	64	5.3	25	0	16	17	3	12	78	6.5
<b>TOTAL</b>	<b>96</b>	<b>32</b>	<b>1313</b>	<b>13.7</b>	<b>129</b>	<b>225</b>	<b>.573</b>	<b>0</b>	<b>1</b>	<b>.000</b>	<b>76</b>	<b>144</b>	<b>.528</b>	<b>106</b>	<b>203</b>	<b>309</b>	<b>3.2</b>	<b>135</b>	<b>1</b>	<b>46</b>	<b>56</b>	<b>24</b>	<b>32</b>	<b>334</b>	<b>3.5</b>





## #23 BRANDON ANGEL

Junior | Forward | 6-8 | 240

San Diego, Calif. | Torrey Pines | Economics

### Three things to know...

- 1: 247Sports four-star recruit (#123). Top-25 rated forward nationally
- 2: Elite shooter who can line up at either forward position. Chose Stanford over California and Wisconsin
- 3: Ranked fourth in the Pac-12 as a sophomore in scoring off the bench

**Career Accolades:** Pac-12 Academic Honor Roll (2022)

**Trending:** Earned first start of his career in the season opener against Pacific (Nov. 7) ... Led the team with 14 points in Milwaukee against Wisconsin (Nov. 11) ... Scored a career-high 22 points vs. Florida State (Nov. 25) ... Seven steals in last eight games ... Five double-digit scoring outputs ... Fourth in the Pac-12 in free throw percentage (91.7%) among players with at least one make per game.

**ESPN Events Invitational:** 9.0 pts, 5.7 reb, 1.3 ast, 1.0 stl per game

### ANGEL'S CAREER HIGHS

Points ..... 22, vs. Florida State 11/25/22  
 FG ..... 8, vs. Florida State 11/25/22  
 FGA ..... 15, vs. Florida State 11/25/22  
 3FG ..... 4, at Arizona State 3/5/22  
 3FGA ..... 7, vs. Utah 2/17/22  
 FT ..... 7, vs. Arizona State 1/22/22  
 FTA ..... 7, vs. Arizona State 1/22/22  
 Rebounds ..... 10, at Oregon 2/10/22  
 Assists ..... 4, at Arizona State 12/4/22  
 Blocks ..... 2, vs. Green Bay 12/16/22  
 Steals ..... 3, twice  
 Minutes ..... 31, twice

### ANGEL'S SEASON HIGHS

Points ..... 22, vs. Florida State 11/25/22  
 FG ..... 8, vs. Florida State 11/25/22  
 FGA ..... 15, vs. Florida State 11/25/22  
 3FG ..... 2, twice  
 3FGA ..... 5, vs. Wisconsin 11/11/22  
 FT ..... 6, vs. Texas 12/18/22  
 FTA ..... 6, vs. Texas 12/18/22  
 Rebounds ..... 8, vs. Florida State 11/25/22  
 Assists ..... 4, at Arizona State 12/4/22  
 Blocks ..... 2, vs. Green Bay 12/16/22  
 Steals ..... 3, vs. UCLA 12/1/22  
 Minutes ..... 31, twice

### 2022-23 GAME-BY-GAME

Opponent	Date	GS	Min	FG-FGA	Pct	3FG-FGA	Pct	FT-FTA	Pct	O/D/T	Avg	PF	FO	A/T	B	S	P	Avg
PACIFIC	11/07/22	*	24	4-4	1.000	2-2	1.000	0-0	.000	0/2/2	2.0	4	0	1/2	0	0	10	10.0
vs Wisconsin	11/11/22	*	31	5-11	.455	1-5	.200	3-4	.750	1/2/3	2.5	4	0	0/1	0	0	14	12.0
SAN DIEGO ST.	11/15/22	*	28	3-5	.600	0-2	.000	3-4	.750	1/3/4	3.0	2	0	1/3	0	0	9	11.0
CAL POLY	11/18/22	*	17	1-3	.333	0-1	.000	0-0	.000	1/1/2	2.8	2	0	1/3	0	0	2	8.8
vs Ole Miss	11/24/22	*	21	1-4	.250	1-4	.250	0-0	.000	0/4/4	3.0	0	0	2/1	0	1	3	7.6
vs Florida St.	11/25/22	*	31	8-15	.533	2-4	.500	4-4	1.000	4/4/8	3.8	2	0	2/1	0	2	22	10.0
vs Memphis	11/27/22	*	22	1-6	.167	0-4	.000	0-0	.000	1/4/5	4.0	3	0	0/0	0	0	2	8.9
UCLA	12/01/22	*	12	1-2	.500	1-1	1.000	2-2	1.000	1/0/1	3.6	3	0	0/5	0	3	5	8.4
at Arizona St.	12/04/22	*	17	0-1	.000	0-0	.000	0-0	.000	1/4/5	3.8	0	0	4/2	0	0	0	7.4
GREEN BAY	12/16/22	*	18	4-9	.444	0-2	.000	2-2	1.000	2/3/5	3.9	3	0	1/1	2	0	10	7.7
vs Texas	12/18/22	*	30	2-7	.286	1-3	.333	6-6	1.000	1/2/3	3.8	3	0	3/1	1	1	11	8.0
vs Loyola Chicago	12/22/22	*	26	1-6	.167	0-2	.000	2-2	1.000	0/6/6	4.0	3	0	2/2	0	0	4	7.7

### CAREER STATS

YEAR	GP	GS	MIN	AVG	FG	FGA	PCT	3-POINT			FT	FTA	PCT	REBOUNDING				PF	FO	AST	TO	BLK	STL	PTS	AVG
								FG	FGA	PCT				OFF	DEF	TOT	AVG								
2020-21	17	0	154	9.1	11	36	.306	5	20	.250	4	4	1.000	2	18	20	1.2	19	0	4	10	1	4	31	1.8
2021-22	32	0	636	19.9	86	183	.470	30	84	.357	45	56	.804	24	70	94	2.9	66	0	21	34	4	11	247	7.7
2022-23	12	12	277	23.1	31	73	.425	8	30	.267	22	24	.917	13	35	48	4.0	29	0	17	22	3	7	92	7.7
<b>TOTAL</b>	<b>61</b>	<b>12</b>	<b>1067</b>	<b>17.5</b>	<b>128</b>	<b>292</b>	<b>.438</b>	<b>43</b>	<b>134</b>	<b>.321</b>	<b>71</b>	<b>84</b>	<b>.845</b>	<b>39</b>	<b>123</b>	<b>162</b>	<b>2.7</b>	<b>114</b>	<b>0</b>	<b>42</b>	<b>66</b>	<b>8</b>	<b>22</b>	<b>370</b>	<b>6.1</b>



## #24 JAYLEN THOMPSON

Freshman | Forward | 6-8 | 195

Oakland, Calif. | Southern California Academy | Undeclared

### Three things to know...

- 1: Consensus four-star recruit, rated as high as No. 67 by 247Sports
- 2: Elite athlete, switchable defender who can guard multiple positions
- 3: Selected Stanford over USC, Arizona, Arizona State, Harvard, Cal and Washington

**Career Accolades:** N/A

**Trending:** N/A

### THOMPSON'S CAREER HIGHS

Points ..... -  
 FG ..... -  
 FGA ..... -  
 3FG ..... -  
 3FGA ..... -  
 FT ..... -  
 FTA ..... -  
 Rebounds ..... -  
 Assists ..... -  
 Blocks ..... -  
 Steals ..... -  
 Minutes ..... -

### THOMPSON'S SEASON HIGHS


Points ..... -  
 FG ..... -  
 FGA ..... -  
 3FG ..... -  
 3FGA ..... -  
 FT ..... -  
 FTA ..... -  
 Rebounds ..... -  
 Assists ..... -  
 Blocks ..... -  
 Steals ..... -  
 Minutes ..... -

### 2022-23 GAME-BY-GAME

Opponent	Date	GS	Min	FG-FGA	Pct	3FG-FGA	Pct	FT-FTA	Pct	O/D/T	Avg	PF	FO	A/T	B	S	P	Avg	
PACIFIC	11/07/22	DNP																	
vs. Wisconsin	11/11/22	DNP																	
SAN DIEGO ST.	11/15/22	DNP																	
CAL POLY	11/18/22	DNP																	
vs Ole Miss	11/24/22	DNP																	
vs Florida St.	11/25/22	DNP																	
vs Memphis	11/27/22	DNP																	
UCLA	12/01/22	DNP																	
at Arizona St.	12/04/22	DNP																	
GREEN BAY	12/16/22	DNP																	
vs Texas	12/18/22	DNP																	
vs Loyola Chicago	12/22/22	DNP																	

### CAREER STATS

YEAR	GP	GS	MIN	AVG	FG	FGA	PCT	3-POINT			FT	FTA	PCT	REBOUNDING							PTS	AVG				
								FG	FGA	PCT				OFF	DEF	TOT	AVG	PF	FO	AST			TO	BLK	STL	
2022-23	0	0	0	0.0	0	0	.000	0	0	.000	0	0	.000	0	0	0	0.0	0	0	0	0	0	0	0	0	0.0
<b>TOTAL</b>	<b>0</b>	<b>0</b>	<b>0</b>	<b>0.0</b>	<b>0</b>	<b>0</b>	<b>.000</b>	<b>0</b>	<b>0</b>	<b>.000</b>	<b>0</b>	<b>0</b>	<b>.000</b>	<b>0</b>	<b>0</b>	<b>0</b>	<b>0.0</b>	<b>0</b>	<b>0</b>	<b>0</b>	<b>0</b>	<b>0</b>	<b>0</b>	<b>0</b>	<b>0</b>	<b>0.0</b>



## #25 JOSUE GIL-SILVA

Senior | Guard | 6-1 | 185

Salinas, Calif. | Alisal | Mechanical Engineering

### Three things to know...

- 1: Started as a Stanford manager, elevated to the roster as a senior on Dec. 1, 2022
- 2: Cousin of sophomore guard Isa Silva.
- 3: 1,000 point scorer at Alisal High School

**Career Accolades:** N/A

**Trending:** Made career debut against Green Bay (Dec. 16).

### GIL-SILVA'S CAREER HIGHS

Points.....-  
 FG.....-  
 FGA.....-  
 3FG.....-  
 3FGA.....-  
 FT.....-  
 FTA.....-  
 Rebounds.....-  
 Assists.....-  
 Blocks.....-  
 Steals.....-  
 Minutes.....2, vs. Green Bay 12/16/22

### GIL-SILVA'S SEASON HIGHS

Points.....-  
 FG.....-  
 FGA.....-  
 3FG.....-  
 3FGA.....-  
 FT.....-  
 FTA.....-  
 Rebounds.....-  
 Assists.....-  
 Blocks.....-  
 Steals.....-  
 Minutes.....2, vs. Green Bay 12/16/22

### 2022-23 GAME-BY-GAME

Opponent	Date	GS	Min	FG-FGA	Pct	3FG-FGA	Pct	FT-FTA	Pct	O/D/T	Avg	PF	FO	A/T	B	S	P	Avg
PACIFIC	11/07/22	DNP																
vs Wisconsin	11/11/22	DNP																
SAN DIEGO ST.	11/15/22	DNP																
CAL POLY	11/18/22	DNP																
vs Ole Miss	11/24/22	DNP																
vs Florida St.	11/25/22	DNP																
vs Memphis	11/27/22	DNP																
UCLA	12/01/22	DNP																
at Arizona St.	12/04/22	DNP																
GREEN BAY	12/16/22		2	0-0	.000	0-0	.000	0-0	.000	0/0/0	0.0	1	0	0/0	0	0	0	0.0
vs Texas	12/18/22	DNP																
vs Loyola Chicago	12/22/22	DNP																

### CAREER STATS

YEAR	GP	GS	MIN	AVG	FG	FGA	PCT	3-POINT			FT	FTA	PCT	REBOUNDING							PTS	AVG			
								FG	FGA	PCT				OFF	DEF	TOT	AVG	PF	FO	AST			TO	BLK	STL
2022-23	1	0	2	2.0	0	0	.000	0	0	.000	0	0	.000	0	0	0	0.0	1	0	0	0	0	0	0	0.0
<b>TOTAL</b>	<b>1</b>	<b>0</b>	<b>2</b>	<b>2.0</b>	<b>0</b>	<b>0</b>	<b>.000</b>	<b>0</b>	<b>0</b>	<b>.000</b>	<b>0</b>	<b>0</b>	<b>.000</b>	<b>0</b>	<b>0</b>	<b>0</b>	<b>0.0</b>	<b>1</b>	<b>0</b>	<b>0</b>	<b>0</b>	<b>0</b>	<b>0</b>	<b>0</b>	<b>0.0</b>



## #42 MAXIME RAYNAUD

Sophomore | Forward | 7-1 | 250

Paris, France | Lycee Henri IV | Undeclared

### Three things to know...

1: Played for Espoirs Nanterre before Stanford, where he averaged 12.8 points and 8.7 rebounds per game. Can stretch his game to the 3-point line. Teammate of projected 2023 NBA top pick Victor Wembanyama.

2: Part of French national team system. Won a silver medal at the FIBA U16 European Championships in 2019 in Italy.

3: Attended the prestigious Lycee Henri IV in Paris, interested in astrophysics

**Career Accolades:** N/A

**Trending:** Scored a career-high 22 points on 9-of-11 shooting in the season-opener against Pacific (Nov. 7) ... Ranks 9th in Pac-12 play in field goal percentage (60.0%) ... Second on the team in rebounds ... One of four players averaging at least 1.5 steals and 1.0 blocks per game in Pac-12 play.

**ESPN Events Invitational:** 4.3 pts, 7.0 reb, 1.0 ast per game

### RAYNAUD'S CAREER HIGHS

Points..... 22, vs. Pacific 11/7/22  
 FG..... 9, vs. Pacific 11/7/22  
 FGA..... 11, vs. Pacific 11/7/22  
 3FG..... 2, vs. Cal Poly 11/18/22  
 3FGA..... 3, twice  
 FT..... 3, vs. Pacific 11/7/22  
 FTA..... 5, vs. Pacific 11/7/22  
 Rebounds.....10, at Santa Clara 11/12/21  
 Assists.....4, at Santa Clara 11/12/21  
 Blocks.....2, four times  
 Steals.....2, three times  
 Minutes..... 24, twice

### RAYNAUD'S SEASON HIGHS

Points..... 22, vs. Pacific 11/7/22  
 FG..... 9, vs. Pacific 11/7/22  
 FGA..... 11, vs. Pacific 11/7/22  
 3FG..... 2, vs. Cal Poly 11/18/22  
 3FGA..... 3, twice  
 FT..... 3, vs. Pacific 11/7/22  
 FTA..... 5, vs. Pacific 11/7/22  
 Rebounds..... 9, twice  
 Assists..... 2, vs. Florida State 11/25/22  
 Blocks.....2, three times  
 Steals.....2, twice  
 Minutes.....24, vs. Wisconsin 11/11/22

### 2022-23 GAME-BY-GAME

Opponent	Date	GS	Min	FG-FGA	Pct	3FG-FGA	Pct	FT-FTA	Pct	O/D/T	Avg	PF	FO	A/T	B	S	P	Avg
PACIFIC	11/07/22		21	9-11	.818	1-1	1.000	3-5	.600	2/7/9	9.0	2	0	1/2	2	0	22	22.0
vs Wisconsin	11/11/22		24	1-4	.250	0-1	.000	1-2	.500	0/6/6	7.5	1	0	0/2	1	0	3	12.5
SAN DIEGO ST.	11/15/22		14	3-5	.600	0-1	.000	1-2	.500	1/2/3	6.0	1	0	0/1	0	0	7	10.7
CAL POLY	11/18/22		22	4-6	.667	2-3	.667	0-1	.000	1/3/4	5.5	1	0	1/0	1	0	10	10.5
vs Ole Miss	11/24/22		20	1-6	.167	0-3	.000	0-0	.000	1/4/5	5.4	1	0	0/1	2	0	2	8.8
vs Florida St.	11/25/22		14	3-4	.750	0-0	.000	0-0	.000	3/4/7	5.7	1	0	2/2	0	0	6	8.3
vs Memphis	11/27/22		18	2-4	.500	1-1	1.000	0-0	.000	4/5/9	6.1	0	0	1/1	0	2	5	7.9
UCLA	12/01/22	*	14	1-3	.333	0-1	.000	0-0	.000	0/2/2	5.6	4	0	0/0	1	2	2	7.1
at Arizona St.	12/04/22	*	19	5-7	.714	0-2	.000	0-0	.000	0/5/5	5.6	0	0	0/2	1	1	10	7.4
GREEN BAY	12/16/22	*	18	3-6	.500	0-1	.000	0-0	.000	2/3/5	5.5	2	0	0/2	2	1	6	7.3
vs Texas	12/18/22	*	12	0-1	.000	0-0	.000	0-0	.000	0/3/3	5.3	1	0	0/3	0	0	0	6.6
vs Loyola Chicago	12/22/22		12	2-4	.500	1-1	1.000	1-1	1.000	0/3/3	5.1	3	0	1/1	0	0	6	6.6

### CAREER STATS

YEAR	GP	GS	MIN	AVG	FG	FGA	PCT	3-POINT			FT	FTA	PCT	REBOUNDING							PTS	AVG			
								FG	FGA	PCT				OFF	DEF	TOT	AVG	PF	FO	AST			TO	BLK	STL
2021-22	29	5	349	12.0	53	98	.541	11	26	.423	14	26	.538	35	76	111	3.8	41	1	22	32	6	5	131	4.5
2022-23	12	4	208	17.3	34	61	.557	5	15	.333	6	11	.545	14	47	61	5.1	17	0	6	17	10	6	79	6.6
<b>TOTAL</b>	<b>41</b>	<b>9</b>	<b>557</b>	<b>13.6</b>	<b>87</b>	<b>159</b>	<b>.547</b>	<b>16</b>	<b>41</b>	<b>.390</b>	<b>20</b>	<b>37</b>	<b>.541</b>	<b>49</b>	<b>123</b>	<b>172</b>	<b>4.2</b>	<b>58</b>	<b>1</b>	<b>28</b>	<b>49</b>	<b>16</b>	<b>11</b>	<b>210</b>	<b>5.1</b>





## #55 HARRISON INGRAM

Sophomore | Forward | 6-7 | 230

Dallas, Texas | St. Mark's | Undeclared

### Three things to know...

- 1: Reigning Pac-12 Freshman of the Year, Stanford's first to win the honor since Casey Jacobsen in 2000
- 2: Consensus five-star recruit, rated No. 12 nationally by Rivals, No. 16 by 247Sports and No. 20 by ESPN. Ninth McDonald's All-American in program history
- 3: Won a gold medal at the FIBA U19 World Cup with the United States, where head coach Jerod Haase was an assistant coach

**Career Accolades:** 2022-23 Preseason All-Pac-12 first team ... 2023 Julius Erving Small Forward of the Year watch list ... 2023 Naismith Trophy watch list ... 2023 Wooden Award watch list ... 2022 Pac-12 Freshman of the Year ... 2022 All-Pac-12 honorable mention ... 2022 Pac-12 All-Freshman Team ... 2022 Preseason All-Pac-12 honorable mention ... 2022 Julius Erving Small Forward of the Year Top-10 Finalist ... Six-time Pac-12 Freshman of the Week (Nov. 15, Dec. 13, Dec. 20, Dec. 27, Jan. 31, Feb. 14) ... Stanford Athletic Board Conference Athlete of the Year (2022)

### INGRAM'S CAREER HIGHS

Points.....24, vs. Ole Miss 11/24/22  
 FG.....8, vs. San Jose State 11/15/21  
 FGA.....15, vs. Dartmouth 12/16/21  
 3FG.....3, four times  
 3FGA.....7, four times  
 FT.....9, vs. Ole Miss 11/24/22  
 FTA.....10, twice  
 Rebounds.....11, vs. San Jose State 11/15/21  
 Assists.....9, at Oregon State 2/12/22  
 Blocks.....2, twice  
 Steals.....3, three times  
 Minutes.....38, twice

**Trending:** Nation's only rising sophomore to have averaged at least 10 points, six rebounds and three assists per game last season as a freshman ... Tallied a career-best 24 points against Ole Miss (Nov. 24) ... Only player averaging at least 2.0 steals and 1.0 blocks per game in Pac-12 play, recorded one blocked shot in six straight games from Nov. 27-Dec. 18 ... Averaging a team-best 11.1 points per game over the last eight contests.

**ESPN Events Invitational:** 14.7 pts, 5.3 reb, 2.0 ast per game. Ranked fifth in the tournament in scoring, second in made free throws.

### 2022-23 GAME-BY-GAME

Opponent	Date	GS	Min	FG-FGA	Pct	3FG-FGA	Pct	FT-FTA	Pct	O/D/T	Avg	PF	FO	A/T	B	S	P	Avg
PACIFIC	11/07/22	*	31	2-6	.333	1-4	.250	2-4	.500	2/4/6	6.0	2	0	6/4	1	0	7	7.0
vs Wisconsin	11/11/22	*	32	2-8	.250	0-2	.000	2-4	.500	2/6/8	7.0	2	0	1/3	2	0	6	6.5
SAN DIEGO ST.	11/15/22	*	32	4-9	.444	1-3	.333	2-2	1.000	0/4/4	6.0	2	0	2/3	0	0	11	8.0
CAL POLY	11/18/22	*	19	2-6	.333	1-2	.500	0-0	.000	1/3/4	5.5	3	0	8/1	0	1	5	7.3
vs Ole Miss	11/24/22	*	25	6-12	.500	3-5	.600	9-10	.900	2/2/4	5.2	3	0	2/2	0	0	24	10.6
vs Florida St.	11/25/22	*	25	3-11	.273	0-4	.000	4-7	.571	1/5/6	5.3	2	0	0/4	1	0	10	10.5
vs Memphis	11/27/22	*	33	4-13	.308	2-5	.400	0-0	.000	2/4/6	5.4	3	0	4/3	1	1	10	10.4
UCLA	12/01/22	*	20	3-8	.375	0-5	.000	0-0	.000	0/1/1	4.9	1	0	1/2	1	1	6	9.9
at Arizona St.	12/04/22	*	29	5-14	.357	0-3	.000	2-3	.667	3/2/5	4.9	1	0	5/3	1	3	12	10.1
GREEN BAY	12/16/22	*	18	3-6	.500	1-2	.500	0-0	.000	0/1/1	4.5	2	0	0/1	1	0	7	9.8
vs Texas	12/18/22	*	30	2-6	.333	1-2	.500	0-1	.000	2/4/6	4.6	2	0	4/2	1	0	5	9.4
vs Loyola Chicago	12/22/22	*	25	5-8	.625	1-1	1.000	4-5	.800	1/4/5	4.7	0	0	3/1	0	1	15	9.8

### INGRAM'S SEASON HIGHS

Points.....24, vs. Ole Miss 11/24/22  
 FG.....6, vs. Ole Miss 11/24/22  
 FGA.....14, at Arizona State 12/4/22  
 3FG.....3, vs. Ole Miss 11/24/22  
 3FGA.....5, three times  
 FT.....9, vs. Ole Miss 11/24/22  
 FTA.....10, vs. Ole Miss 11/24/22  
 Rebounds.....8, vs. Wisconsin 11/11/22  
 Assists.....8, vs. Cal Poly 11/18/22  
 Blocks.....2, vs. Wisconsin 11/11/22  
 Steals.....3, at Arizona State 12/4/22  
 Minutes.....33, vs. Memphis 11/27/22

### CAREER STATS

YEAR	GP	GS	MIN	AVG	FG	FGA	PCT	3-POINT			FT	FTA	PCT	REBOUNDING					PF	FO	AST	TO	BLK	STL	PTS	AVG
								FG	FGA	PCT				OFF	DEF	TOT	AVG									
2021-22	32	30	995	31.1	119	307	.388	36	115	.313	63	95	.663	58	156	214	6.7	54	0	97	72	8	30	337	10.5	
2022-23	12	12	319	26.6	41	107	.383	11	38	.289	25	36	.694	16	40	56	4.7	23	0	36	29	9	7	118	9.8	
<b>TOTAL</b>	<b>44</b>	<b>42</b>	<b>1314</b>	<b>29.9</b>	<b>160</b>	<b>414</b>	<b>.386</b>	<b>47</b>	<b>153</b>	<b>.307</b>	<b>88</b>	<b>131</b>	<b>.672</b>	<b>74</b>	<b>196</b>	<b>270</b>	<b>6.1</b>	<b>77</b>	<b>0</b>	<b>133</b>	<b>101</b>	<b>17</b>	<b>37</b>	<b>455</b>	<b>10.3</b>	



**2022-23 Stanford Men's Basketball  
Team Game-by-Game  
All games**

Opponent	Date	Score	Total		3-Pointers		Free throws		Rebounds				PF	A	TO	BLK	STL	PTS	AVG
			FG-FGA	PCT	3FG-3FGA	PCT	FT-FTA	PCT	OFF	DEF	TOT	AVG							
Pacific	11/07/2022	88-78 W	29-48	.604	8-22	.364	22-34	.647	6	30	36	36.0	15	18	16	3	5	88	88.0
vs Wisconsin	11/11/2022	50-60 L	17-47	.362	1-16	.063	15-23	.652	7	31	38	37.0	20	6	16	9	5	50	69.0
San Diego St.	11/15/2022	62-74 L	21-52	.404	4-18	.222	16-24	.667	12	20	32	35.3	19	10	17	4	3	62	66.7
Cal Poly	11/18/2022	80-43 W	29-59	.492	14-29	.483	8-12	.667	12	30	42	37.0	22	18	13	2	7	80	70.0
vs Ole Miss	11/24/2022	68-72 L	23-57	.404	7-22	.318	15-16	.938	7	23	30	35.6	13	14	9	3	5	68	69.6
vs Florida St.	11/25/2022	70-60 W	27-64	.422	3-26	.115	13-20	.650	16	28	44	37.0	13	12	14	2	7	70	69.7
vs Memphis	11/27/2022	48-56 L	17-58	.293	10-33	.303	4-6	.667	15	26	41	37.6	15	10	15	4	7	48	66.6
UCLA	12/01/2022	66-80 L	24-53	.453	9-27	.333	9-14	.643	11	13	24	35.9	15	15	17	3	11	66	66.5
at Arizona St.	12/04/2022	64-68 L	23-64	.359	6-27	.222	12-14	.857	13	24	37	36.0	19	16	15	6	10	64	66.2
Green Bay	12/16/2022	85-40 W	33-61	.541	9-24	.375	10-12	.833	9	27	36	36.0	19	18	13	8	11	85	68.1
vs Texas	12/18/2022	62-72 L	20-46	.435	8-18	.444	14-19	.737	7	25	32	35.6	16	15	18	5	5	62	67.5
vs Loyola Chicago	12/22/2022	75-62 W	28-56	.500	5-13	.385	14-18	.778	8	28	36	35.7	18	13	13	1	5	75	68.2
<b>Total</b>		<b>818</b>	<b>291-665</b>	<b>.438</b>	<b>84-275</b>	<b>.305</b>	<b>152-212</b>	<b>.717</b>	<b>123</b>	<b>305</b>	<b>428</b>	<b>35.7</b>	<b>204</b>	<b>165</b>	<b>176</b>	<b>50</b>	<b>81</b>	<b>818</b>	<b>68.2</b>
Opponents		765	281-660	.426	75-245	.306	128-179	.715	93	283	376	31.3	210	147	164	34	83	765	63.8

**Stanford Averages**

Games Played	Points/game	FG Pct	3FG Pct	FT Pct	Rebounds/game	Assists/game	Turnovers/game	Assist/Turnover ratio	Steals/game	Blocks/game
12	68.2	43.8	30.5	71.7	35.7	13.8	14.7	0.9	6.8	4.2



**2022-23 Stanford Men's Basketball  
Opponents Game-by-Game  
All games**

Opponent	Date	Score	W	Total		3-Pointers		Free throws		Rebounds				Other Stats						
				FG-FGA	PCT	3FG-3FGA	PCT	FT-FTA	PCT	OFF	DEF	TOT	AVG	PF	A	TO	BLK	STL	PTS	AVG
Pacific	11/07/2022	88-78	W	28-67	.418	11-30	.367	11-14	.786	9	22	31	31.0	24	11	12	2	7	78	78.0
vs Wisconsin	11/11/2022	50-60	L	22-59	.373	5-20	.250	11-18	.611	9	23	32	31.5	20	9	9	4	11	60	69.0
San Diego St.	11/15/2022	62-74	L	26-51	.510	8-21	.381	14-18	.778	3	24	27	30.0	21	15	11	2	9	74	70.7
Cal Poly	11/18/2022	80-43	W	12-43	.279	6-23	.261	13-18	.722	5	20	25	28.8	17	5	16	1	4	43	63.8
vs Ole Miss	11/24/2022	68-72	L	29-58	.500	4-11	.364	10-15	.667	8	27	35	30.0	14	14	11	2	6	72	65.4
vs Florida St.	11/25/2022	70-60	W	21-48	.438	6-20	.300	12-18	.667	3	23	26	29.3	18	13	15	5	10	60	64.5
vs Memphis	11/27/2022	48-56	L	21-54	.389	6-18	.333	8-11	.727	7	28	35	30.1	11	14	10	4	7	56	63.3
UCLA	12/01/2022	66-80	L	32-54	.593	6-14	.429	10-11	.909	7	21	28	29.9	17	13	16	2	4	80	65.4
at Arizona St.	12/04/2022	64-68	L	25-57	.439	4-23	.174	14-20	.700	11	30	41	31.1	16	15	17	4	11	68	65.7
Green Bay	12/16/2022	85-40	W	13-49	.265	4-21	.190	10-16	.625	13	21	34	31.4	17	7	27	1	4	40	63.1
vs Texas	12/18/2022	62-72	L	28-62	.452	8-21	.381	8-11	.727	11	22	33	31.5	14	22	8	5	5	72	63.9
vs Loyola Chicago	12/22/2022	75-62	W	24-58	.414	7-23	.304	7-9	.778	7	22	29	31.3	21	9	12	2	5	62	63.8
<b>Total</b>		<b>765</b>		<b>281-660</b>	<b>.426</b>	<b>75-245</b>	<b>.306</b>	<b>128-179</b>	<b>.715</b>	<b>93</b>	<b>283</b>	<b>376</b>	<b>31.3</b>	<b>210</b>	<b>147</b>	<b>164</b>	<b>34</b>	<b>83</b>	<b>765</b>	<b>63.8</b>
Stanford		818		291-665	.438	84-275	.305	152-212	.717	123	305	428	35.7	204	165	176	50	81	818	68.2

**Opponents Averages**

Games Played	Points/game	FG Pct	3FG Pct	FT Pct	Rebounds/game	Assists/game	Turnovers/game	Assist/Turnover ratio	Steals/game	Blocks/game
12	63.8	42.6	30.6	71.5	31.3	12.3	13.7	0.9	6.9	2.8



## 2022-23 Stanford Men's Basketball Combined Team Statistics All games

### Game Records

Record	Overall	Home	Away	Neutral
ALL GAMES	5-7	3-2	0-1	2-4
CONFERENCE	0-2	0-1	0-1	0-0
NON-CONFERENCE	5-5	3-1	0-0	2-4

### Score by Periods

Team	1st	2nd	OT	TOT
Stanford	361	457	0	818
Opponents	357	408	0	765

### Team Box Score

No.	Player				Total		3-Point		F-Throw		Rebounds											
		GP-GS	MIN	AVG	FG-FGA	FG%	3FG-3FGA	3FG%	FT-FTA	FT%	OFF	DEF	TOT	AVG	PF	DQ	A	TO	BLK	STL	PTS	AVG
14	JONES, Spencer	11-9	290:45	26.4	44-118	.373	16-55	.291	15-20	.750	23	22	45	4.1	23	1	11	19	15	10	119	10.8
13	JONES, Michael	12-3	311:31	26.0	38-96	.396	15-60	.250	35-47	.745	5	30	35	2.9	21	0	24	10	3	12	126	10.5
55	INGRAM, Harrison	12-12	319:17	26.6	41-107	.383	11-38	.289	25-36	.694	16	40	56	4.7	23	0	36	29	9	7	118	9.8
23	ANGEL, Brandon	12-12	275:12	22.9	31-73	.425	8-30	.267	22-24	.917	13	35	48	4.0	29	0	17	22	3	7	92	7.7
42	RAYNAUD, Maxime	12-4	210:09	17.5	34-61	.557	5-15	.333	6-11	.545	14	47	61	5.1	17	0	6	17	10	6	79	6.6
22	KEEFE, James	12-8	248:57	20.7	30-43	.698	0-0	.000	18-36	.500	19	45	64	5.3	25	0	16	17	3	12	78	6.5
5	O'CONNELL, Michael	12-7	256:26	21.4	19-48	.396	2-12	.167	13-14	.929	7	23	30	2.5	15	0	23	20	0	10	53	4.4
10	MURRELL, Max	12-0	167:20	13.9	16-32	.500	9-20	.450	10-12	.833	5	23	28	2.3	12	0	7	4	7	6	51	4.3
3	MOSS, Jarvis	4-0	27:53	7.0	6-15	.400	4-9	.444	0-0	.000	1	5	6	1.5	1	0	1	0	0	0	16	4.0
11	AGARWAL, Ryan	9-0	77:02	8.6	12-22	.545	9-18	.500	0-1	.000	0	6	6	0.7	5	0	3	6	0	4	33	3.7
15	GEALER, Benny	3-0	26:57	9.0	4-5	.800	3-4	.750	0-0	.000	1	3	4	1.3	3	0	5	5	0	1	11	3.7
1	SILVA, Isa	12-5	174:25	14.5	14-38	.368	2-12	.167	8-11	.727	0	9	9	0.8	28	0	14	16	0	5	38	3.2
21	BEGOVICH, Neal	2-0	10:26	5.2	2-6	.333	0-2	.000	0-0	.000	0	1	1	0.5	1	0	2	0	0	1	4	2.0
25	GIL-SILVA, Josue	1-0	01:50	1.8	0-0	.000	0-0	.000	0-0	.000	0	0	0	0.0	1	0	0	0	0	0	0	0.0
2	YUAN, Roy	1-0	01:50	1.8	0-1	.000	0-0	.000	0-0	.000	0	0	0	0.0	0	0	0	0	0	0	0	0.0
Team											19	16	35					11				
<b>Total</b>		<b>12</b>	<b>2400</b>		<b>291-665</b>	<b>.438</b>	<b>84-275</b>	<b>.305</b>	<b>152-212</b>	<b>.717</b>	<b>123</b>	<b>305</b>	<b>428</b>	<b>35.7</b>	<b>204</b>	<b>1</b>	<b>165</b>	<b>176</b>	<b>50</b>	<b>81</b>	<b>818</b>	<b>68.2</b>
<b>Opponents</b>		<b>12</b>	<b>2400</b>		<b>281-660</b>	<b>.426</b>	<b>75-245</b>	<b>.306</b>	<b>128-179</b>	<b>.715</b>	<b>93</b>	<b>283</b>	<b>376</b>	<b>31.3</b>	<b>210</b>	<b>2</b>	<b>147</b>	<b>164</b>	<b>34</b>	<b>83</b>	<b>765</b>	<b>63.8</b>

### Team Statistics

	STAN	OPP
<b>Scoring</b>	<b>818</b>	<b>765</b>
Points per game	68.2	63.8
Scoring margin	+4.4	-
<b>Field goals-att</b>	<b>291-665</b>	<b>281-660</b>
Field goal pct	.438	.426
<b>3 point fg-att</b>	<b>84-275</b>	<b>75-245</b>
3-point FG pct	.305	.306
3-pt FG made per game	7.0	6.3
<b>Free throws-att</b>	<b>152-212</b>	<b>128-179</b>
Free throw pct	.717	.715
F-Throws made per game	12.7	10.7
<b>Rebounds</b>	<b>428</b>	<b>376</b>
Rebounds per game	35.7	31.3
Rebounding margin	+4.3	-
<b>Assists</b>	<b>165</b>	<b>147</b>
Assists per game	13.8	12.3
<b>Turnovers</b>	<b>176</b>	<b>164</b>
Turnovers per game	14.7	13.7
Turnover margin	-1.0	-
Assist/turnover ratio	0.9	0.9
<b>Steals</b>	<b>81</b>	<b>83</b>
Steals per game	6.8	6.9
<b>Blocks</b>	<b>50</b>	<b>34</b>
Blocks per game	4.2	2.8
<b>Winning streak</b>	<b>1</b>	<b>-</b>
Home win streak	1	-
<b>Attendance</b>	<b>17019</b>	<b>7243</b>
Home games-Avg/Game	5-3404	1-7243
Neutral site-Avg/Game	-	6-4372

### Team Results

Date	Opponent		Score	Att.
11/07/2022	Pacific	W	88-78	3380
11/11/2022	vs Wisconsin	L	50-60	17927
11/15/2022	San Diego St.	L	62-74	3945
11/18/2022	Cal Poly	W	80-43	2263
11/24/2022	vs Ole Miss	L	68-72	1211
11/25/2022	vs Florida St.	W	70-60	1108
11/27/2022	vs Memphis	L	48-56	0
12/01/2022	UCLA	L	66-80	4848
12/04/2022	at Arizona St.	L	64-68	7243
12/16/2022	Green Bay	W	85-40	2583
12/18/2022	vs Texas	L	62-72	4700
12/22/2022	vs Loyola Chicago	W	75-62	1287





**2022-23 Stanford Men's Basketball  
Combined Team Statistics  
In Conference games**

**Game Records**

Record	Overall	Home	Away	Neutral
ALL GAMES	0-2	0-1	0-1	0-0
CONFERENCE	0-2	0-1	0-1	0-0
NON-CONFERENCE	0-0	0-0	0-0	0-0

**Score by Periods**

Team	1st	2nd	OT	TOT
Stanford	50	80	0	130
Opponents	82	66	0	148

**Team Box Score**

No.	Player				Total		3-Point		F-Throw		Rebounds											
		GP-GS	MIN	AVG	FG-FGA	FG%	3FG-3FGA	3FG%	FT-FTA	FT%	OFF	DEF	TOT	AVG	PF	DQ	A	TO	BLK	STL	PTS	AVG
14	JONES, Spencer	2-2	56:41	28.3	10-23	.435	4-11	.364	7-9	.778	8	1	9	4.5	7	1	1	5	1	2	31	15.5
13	JONES, Michael	2-0	51:23	25.7	7-19	.368	4-13	.308	4-5	.800	1	5	6	3.0	4	0	6	2	0	3	22	11.0
55	INGRAM, Harrison	2-2	48:31	24.3	8-22	.364	0-8	.000	2-3	.667	3	3	6	3.0	2	0	6	5	2	4	18	9.0
42	RAYNAUD, Maxime	2-2	32:57	16.5	6-10	.600	0-3	.000	0-0	.000	0	7	7	3.5	4	0	0	2	2	3	12	6.0
11	AGARWAL, Ryan	2-0	19:02	9.5	4-7	.571	3-6	.500	0-0	.000	0	1	1	0.5	1	0	1	2	0	1	11	5.5
22	KEEFE, James	2-0	45:10	22.6	4-6	.667	0-0	.000	3-5	.600	4	9	13	6.5	4	0	5	0	0	2	11	5.5
1	SILVA, Isa	2-1	31:55	16.0	3-9	.333	1-3	.333	1-2	.500	0	1	1	0.5	7	0	2	4	0	0	8	4.0
5	O'CONNELL, Michael	2-1	49:46	24.9	2-11	.182	1-3	.333	2-2	1.000	1	1	2	1.0	0	0	5	2	0	2	7	3.5
10	MURRELL, Max	2-0	35:46	17.9	2-7	.286	1-6	.167	0-0	.000	1	4	5	2.5	2	0	1	0	4	1	5	2.5
23	ANGEL, Brandon	2-2	28:49	14.4	1-3	.333	1-1	1.000	2-2	1.000	2	4	6	3.0	3	0	4	7	0	3	5	2.5
Team											4	1	5				3					
<b>Total</b>		<b>2</b>	<b>400</b>		<b>47-117</b>	<b>.402</b>	<b>15-54</b>	<b>.278</b>	<b>21-28</b>	<b>.750</b>	<b>24</b>	<b>37</b>	<b>61</b>	<b>30.5</b>	<b>34</b>	<b>1</b>	<b>31</b>	<b>32</b>	<b>9</b>	<b>21</b>	<b>130</b>	<b>65.0</b>
<b>Opponents</b>		<b>2</b>	<b>400</b>		<b>57-111</b>	<b>.514</b>	<b>10-37</b>	<b>.270</b>	<b>24-31</b>	<b>.774</b>	<b>18</b>	<b>51</b>	<b>69</b>	<b>34.5</b>	<b>33</b>	<b>1</b>	<b>28</b>	<b>33</b>	<b>6</b>	<b>15</b>	<b>148</b>	<b>74.0</b>

**Team Statistics**

	STAN	OPP
<b>Scoring</b>	<b>130</b>	<b>148</b>
Points per game	65.0	74.0
Scoring margin	-9.0	-
<b>Field goals-att</b>	<b>47-117</b>	<b>57-111</b>
Field goal pct	.402	.514
<b>3 point fg-att</b>	<b>15-54</b>	<b>10-37</b>
3-point FG pct	.278	.270
3-pt FG made per game	7.5	5.0
<b>Free throws-att</b>	<b>21-28</b>	<b>24-31</b>
Free throw pct	.750	.774
F-Throws made per game	10.5	12.0
<b>Rebounds</b>	<b>61</b>	<b>69</b>
Rebounds per game	30.5	34.5
Rebounding margin	-4.0	-
<b>Assists</b>	<b>31</b>	<b>28</b>
Assists per game	15.5	14.0
<b>Turnovers</b>	<b>32</b>	<b>33</b>
Turnovers per game	16.0	16.5
Turnover margin	+0.5	-
Assist/turnover ratio	1.0	0.8
<b>Steals</b>	<b>21</b>	<b>15</b>
Steals per game	10.5	7.5
<b>Blocks</b>	<b>9</b>	<b>6</b>
Blocks per game	4.5	3.0
<b>Winning streak</b>	<b>0</b>	<b>-</b>
Home win streak	0	-
<b>Attendance</b>	<b>4848</b>	<b>7243</b>
Home games-Avg/Game	1-4848	1-7243
Neutral site-Avg/Game	-	0-0

**Team Results**

Date	Opponent		Score	Att.
12/01/2022	UCLA	L	66-80	4848
12/04/2022	at Arizona St.	L	64-68	7243








**1** **Isa Silva**

G • 6-4 • 190 • So.  
Sacramento, Calif.  
Jesuit



**2** **Roy Yuan**

G • 6-1 • 170 • Sr.  
San Jose, Calif.  
Saint Francis



**3** **Jarvis Moss**

G • 6-4 • 200 • So.  
Concord, N.C.  
Cannon School



**5** **Michael O'Connell**

G • 6-2 • 195 • Jr.  
Mineola, N.Y.  
Blair Academy (N.J.)



**10** **Max Murrell**

F • 6-9 • 225 • Jr.  
Omaha, Neb.  
Millard North



**11** **Ryan Agarwal**

G • 6-6 • 190 • Fr.  
Coppell, Texas  
Coppell



**13** **Michael Jones**

G • 6-5 • 205 • Gr.  
Woodbury, Minn.  
Davidson



**14** **Spencer Jones**

F • 6-7 • 225 • Sr.  
Roeland Park, Kan.  
Bishop Miege



**15** **Benny Gealer**

G • 6-1 • 160 • Fr.  
San Pedro, Calif.  
Rolling Hills Prep



**21** **Neal Begovich**

F • 6-9 • 230 • R-Jr.  
San Francisco, Calif.  
St. Ignatius College Prep



**22** **James Keefe**

F • 6-9 • 240 • Sr.  
Los Angeles, Calif.  
Loyola




**23** **Brandon Angel**

F • 6-8 • 240 • Jr.  
San Diego, Calif.  
Torrey Pines



**24** **Jaylen Thompson**

F • 6-8 • 195 • Fr.  
Oakland, Calif.  
Southern CA Academy



**25** **Josue Gil-Silva**

G • 6-1 • 185 • Sr.  
Salinas, Calif.  
Alisal



**42** **Maxime Raynaud**

F • 7-1 • 250 • So.  
Paris, France  
Lycee Henri IV



**55** **Harrison Ingram**

F • 6-7 • 230 • So.  
Dallas, Texas  
St. Mark's



**Jerod Haase**

Anne and Tony  
Joseph Director of  
Men's Basketball



**Jesse Pruitt**

James C. Gaither  
Assistant Men's  
Basketball Coach



**Rob Ehsan**

Oscar da Silva  
Assistant Men's  
Basketball Coach



**Brandon Dunson**

Assistant Coach




**David Berkun**

Assistant Athletics  
Director, Men's  
Basketball



**Nate Britt II**

Director of Player  
Development



**Michael Chatman**

Sports Performance  
Coach



**Jack Frost**

Assistant to the  
Head Coach



**Dominic Vincentini**

Associate Athletic  
Trainer



**Michael Reutt**

Assitant Director,  
Basketball  
Operations