

NCAA Gymnastics Score Sheet

Teams: Home AIR FORCE ACADEMY

Visitor STANFORD UNIVERSITY

Date Apr 7, 2018

Place USAFA

Attendance

504

	Name	D	1 2 3 4 nd					AVE	Name	D	1 2 3 4 nd					AVE	
			1	2	3	4	nd				1	2	3	4	nd		
FLOOR	1 Ryan Girouard	404	5.30	6.70	7.10			12.200	1 Andrew Bitner	202	5.10	7.30	7.70			-0.4	12.200
	2 Jonathon Fornoff	403	4.90	7.90	7.80			12.750	2 Ryan Sheppard	212	5.30	8.20	8.50				13.650
	3 Jonah Urlaub	413	5.00	8.60	8.80			13.700	3 Robert Neff	208	5.60	7.90	8.40			-0.1	13.650
	4 Eric Klein	407	4.80	8.80	8.60			13.500	4 Connor Lewis	207	5.10	7.20	7.40			-0.3	12.100
	5 Christian Kalustian	406	5.10	8.40	8.60			13.600	5 Bailey Perez	209	5.50	8.20	8.40			-0.1	13.700

Floor Score: **65.750** Running Score: **65.750** Floor Score: **65.300** Running Score: **65.300**

	Name	D	1 2 3 4 nd					AVE	Name	D	1 2 3 4 nd					AVE	
			1	2	3	4	nd				1	2	3	4	nd		
POMMEL	1 Michael Graft	405	4.90	7.40	7.20			12.200	1 Blake Sun	213	4.50	9.10	8.90				13.500
	2 Scott McMurray	408	4.90	8.20	8.10			13.050	2 Grant Breckenridge	203	4.20	8.00	8.30				12.350
	3 Frankie Valentin	414	4.60	7.10	7.50			11.900	3 Ryan Sheppard	212	4.80	7.10	7.30				12.000
	4 Jonah Urlaub	413	4.70	7.60	7.60			12.300	4 David Jessen	205	5.10	7.80	8.20				13.100
	5 Fletcher Braunton	401	4.50	7.90	7.60			12.350	5 Joey Ringer	211	5.80	6.50	6.50				12.300

Pommel Score: **61.800** Running Score: **127.550** Pommel Score: **63.250** Running Score: **128.550**

	Name	D	1 2 3 4 nd					AVE	Name	D	1 2 3 4 nd					AVE	
			1	2	3	4	nd				1	2	3	4	nd		
RINGS	1 Michael Graft	405	4.90	8.80	8.90			13.750	1 Gareth Weiss	215	4.80	8.70	8.80				13.550
	2 Lukas Teixeira	412	5.00	8.50	8.30			13.400	2 Grant Breckenridge	203	4.70	9.40	9.50				14.150
	3 Ethan Esval	402	4.50	9.20	9.30			13.750	3 Drew Burton	204	4.70	8.40	8.60				13.200
	4 Frankie Valentin	414	4.70	8.80	8.70			13.450	4 Ryan Sheppard	212	4.80	9.00	8.90				13.750
	5 Fletcher Braunton	401	5.50	8.40	8.30			13.850	5 Thomas Lee	206	4.70	8.90	9.00				13.650

Rings Score: **68.200** Running Score: **195.750** Rings Score: **68.300** Running Score: **196.850**

	Name	D	1 2 3 4 nd					AVE	Name	D	1 2 3 4 nd					AVE	
			1	2	3	4	nd				1	2	3	4	nd		
VAULT	1 Michael Graft	405	4.80	9.20	9.20			14.000	1 Gareth Weiss	215	4.80	9.20	9.30			-0.1	13.950
	2 Jonah Urlaub	413	4.80	9.40	9.50			14.250	2 Ryan Sheppard	212	4.80	9.20	9.20				14.000
	3 Eric Klein	407	4.80	9.10	8.90			13.800	3 Robert Neff	208	4.80	9.30	9.30			-0.1	14.000
	4 Frankie Valentin	414	4.40	9.40	9.30			13.750	4 Bailey Perez	209	5.20	9.20	9.00			-0.1	14.200
	5 Christian Kalustian	406	4.80	9.50	9.30			14.200	5 Connor Lewis	207	5.20	9.20	9.30				14.450

Vault Score: **70.000** Running Score: **265.750** Vault Score: **70.600** Running Score: **267.450**

	Name	D	1 2 3 4 nd					AVE	Name	D	1 2 3 4 nd					AVE	
			1	2	3	4	nd				1	2	3	4	nd		
P.BAR	1 Jonah Urlaub	413	4.90	8.30	8.50			13.300	1 Jacob Barrus	201	5.20	7.90	8.30				13.300
	2 Allen Shadan	411	4.80	7.80	8.00			12.800	2 Grant Breckenridge	203	5.00	9.20	9.20				14.200
	3 Zack Polen	408	4.70	8.10	8.50			13.000	3 Ryan Sheppard	212	5.30	8.50	8.70				13.900
	4 Ethan Esval	402	4.90	8.00	7.70			12.750	4 Robert Neff	208	5.30	8.30	8.20				13.550
	5 Jonathon Fornoff	403	5.10	7.90	8.30			13.200	5 Blake Sun	213	5.60	8.70	8.70				14.300

P. Bar Score: **65.050** Running Score: **330.800** P. Bar Score: **69.250** Running Score: **336.700**

	Name	D	1 2 3 4 nd					AVE	Name	D	1 2 3 4 nd					AVE	
			1	2	3	4	nd				1	2	3	4	nd		
H.BAR	1 Jonah Urlaub	413	4.00	8.80	8.60			12.700	1 Jacob Barrus	201	5.10	8.90	8.90				14.000
	2 Allen Shadan	411	4.10	7.60	7.80			11.800	2 Ryan Sheppard	212	4.60	7.20	7.00				11.700
	3 Christian Kalustian	406	3.90	6.20	6.20			10.100	3 David Jessen	205	5.40	8.70	9.00				14.250
	4 Eric Klein	407	4.90	8.20	8.30			13.150	4 Grant Breckenridge	203	5.70	7.50	7.60				13.250
	5 Lukas Teixeira	412	5.30	8.60	8.80			14.000	5 Robert Neff	208	5.40	8.80	8.90				14.250

H. Bar Score: **61.750** Running Score: **392.550** H. Bar Score: **67.450** Running Score: **404.150**







Final Team Score: 392.550







Final Team Score: 404.150



All-Arounders

All-Arounders

FX	Urlaub								Sheppard							
PH	13.700								13.650							
SR	12.300								12.000							
VT	12.550								13.750							
PB	14.250								14.000							
HB	13.300								13.900							
AA	12.700								11.700							
	78.800								79.000							

Judge's Signatures * FX  * PH  * SR  * PB  * HB  * HB 

* Head Judge  PH  SR  VT  PB  HB 

Coach's Signature  Coach's Signature 

NCAA Gymnastics Score Sheet

Teams: Home UNIVERSITY OF CALIFORNIA Visitor UNIVERSITY OF OKLAHOMA

Date Apr 7, 2018 Place USAFA Attendance 504

	Name	D						AVE	Name	D						AVE	
			1	2	3	4	nd				1	2	3	4	nd		
FLOOR	1 Jonathan Wang	315	5.00	8.30	8.60			13.450	1 Hunter Justus	106	5.10	8.30	8.00			-0.3	12.950
	2 Yordan Aleksandrov	301	5.10	7.90	8.10			13.000	2 Levi Anderson	101	5.20	7.70	7.90			-0.1	12.900
	3 Nathaniel Ramil	310	5.00	7.70	8.10			12.900	3 Tanner Justus	107	5.40	8.70	8.50				14.000
	4 Aaron Mah	308	5.20	8.50	8.50			13.700	4 Yul Moldauer	111	5.80	8.80	8.80				14.600
	5 Kyte Crigger	305	5.00	8.40	8.30			13.350	5 Gage Dyer	103	5.40	8.60	8.60				14.000

Floor Score: **66.400** Running Score: **66.400** Floor Score: **68.450** Running Score: **68.450**

	Name	D						AVE	Name	D						AVE	
			1	2	3	4	nd				1	2	3	4	nd		
POMMEL	1 Harrison Plate	309	4.50	7.10	7.40			11.750	1 Levi Anderson	101	4.70	8.20	7.80				12.700
	2 Bailey Chang	304	4.50	8.00	7.70			12.350	2 Grant Kell	108	5.30	7.50	7.80				12.950
	3 Joseph Dixon	306	4.50	8.50	8.30			12.900	3 Brian Schibler	113	5.00	8.60	8.40				13.500
	4 Mitchell Awisus	303	4.90	7.50	7.70			12.500	4 Yul Moldauer	111	5.60	8.40	8.70				14.150
	5 Aaron Mah	308	4.90	7.50	7.80			12.550	5 Genki Suzuki	114	5.20	7.70	8.00				13.050

Pommel Score: **62.050** Running Score: **128.450** Pommel Score: **66.350** Running Score: **134.800**

	Name	D						AVE	Name	D						AVE	
			1	2	3	4	nd				1	2	3	4	nd		
RINGS	1 Bailey Chang	304	4.70	8.40	8.40			13.100	1 Collyn Kellogg	109	5.20	9.00	8.90				14.150
	2 Shane Sadighi	312	4.70	9.20	9.00			13.800	2 Levi Anderson	101	4.60	8.30	8.50				13.200
	3 Aaron Mah	308	4.50	8.90	8.90			13.400	3 Jake Maloley	110	5.20	8.60	8.70				13.850
	4 Yordan Aleksandrov	301	4.80	8.50	8.60			13.350	4 Yul Moldauer	111	5.80	9.30	9.20				15.050
	5 Harrison Plate	309	5.00	8.80	8.70			13.750	5 Reese Rickett	112	5.60	8.60	8.30				14.050

Rings Score: **67.400** Running Score: **195.850** Rings Score: **70.300** Running Score: **205.100**

	Name	D						AVE	Name	D						AVE	
			1	2	3	4	nd				1	2	3	4	nd		
VAULT	1 Yordan Aleksandrov	301	4.40	9.40	9.60			13.900	1 Levi Anderson	101	4.80	9.30	9.30				14.100
	2 Shane Sadighi	312	4.80	8.90	8.80			13.650	2 Tanner Justus	107	5.30	9.60	9.50				14.850
	3 Jonathan Wang	315	4.80	9.30	9.20			14.050	3 Gage Dyer	103	5.20	8.90	9.10				14.200
	4 Aaron Mah	308	4.80	9.00	9.10			13.550	4 Yul Moldauer	111	5.20	9.40	9.40			-0.1	14.500
	5 Michael Rauchwerger	311	4.80	8.70	8.60			13.450	5 Hunter Justus	106	5.20	9.40	9.30				14.550

Vault Score: **68.600** Running Score: **264.450** Vault Score: **72.200** Running Score: **277.300**

	Name	D						AVE	Name	D						AVE	
			1	2	3	4	nd				1	2	3	4	nd		
P.BARS	1 Jonathan Wang	315	4.70	8.50	8.50			13.200	1 Gage Dyer	103	5.10	9.10	9.10				14.200
	2 Kyte Crigger	305	4.70	7.70	8.10			12.600	2 Levi Anderson	101	5.20	8.60	8.40				13.700
	3 Aaron Mah	308	4.90	8.20	7.80			12.900	3 Genki Suzuki	114	5.00	8.00	8.10				13.050
	4 Mitchell Awisus	303	4.80	8.50	8.20			13.150	4 Yul Moldauer	111	6.00	8.90	9.00				14.950
	5 Yordan Aleksandrov	301	5.50	8.30	8.10			13.700	5 Hunter Justus	106	5.20	7.30	7.30				12.500

P. Bar Score: **65.550** Running Score: **330.000** P. Bar Score: **68.400** Running Score: **345.700**

	Name	D						AVE	Name	D						AVE	
			1	2	3	4	nd				1	2	3	4	nd		
H.BARS	1 Nathaniel Ramil	310	4.50	7.20	7.30			11.750	1 Grant Kell	108	4.80	8.40	8.20				13.100
	2 Roshan Toopal	313	4.80	6.50	6.60			11.350	2 Isamu Ito	105	4.90	8.60	8.40				13.400
	3 Michael Rauchwerger	311	4.70	7.80	7.90			12.550	3 Yul Moldauer	111	4.80	8.90	8.80				13.650
	4 Aaron Mah	308	5.00	8.70	8.50			13.600	4 Levi Anderson	101	5.60	8.60	8.40				14.100
	5 Yordan Aleksandrov	301	5.60	8.80	8.80			14.400	5 Genki Suzuki	114	5.40	8.60	8.80				14.100

H. Bar Score: **63.650** Running Score: **393.650** H. Bar Score: **68.350** Running Score: **414.050**

Final Team Score: 393.650

Final Team Score: 414.050

All-Arounders

	Aleksandrov	Mah				
FX	13.000	13.700				
PH	10.900	12.550				
SR	13.350	13.400				
VT	13.900	13.550				
PB	13.700	12.900				
HB	14.400	13.600				
AA	79.250	79.700				

All-Arounders

	Anderson	Moldauer	Suzuki			
	12.900	14.600	13.600			
	12.700	14.150	13.050			
	13.200	15.050	13.100			
	14.100	14.500	14.000			
	13.700	14.950	13.050			
	14.100	13.650	14.100			
	80.700	86.900	80.900			

Judge's Signatures *FX [Signature] *PH [Signature] *SR [Signature] *PB [Signature] *HB [Signature]
 *Head Judge
 FX [Signature] PH [Signature] SR [Signature] VT [Signature] FE [Signature] HE [Signature]
 Coach's Signature [Signature] Coach's Signature [Signature]
 J.T. OKADA MARI WILLIAMS







MPSF Men's Championships

Team Results

Apr 7, 2018

Page: 1
Printed: 4/7/2018 7:10:54 PM

Men / E
Session: 1

Rank	Gym	Team	Score						
1	OU	*	414.050	68.450 1	66.350 1	70.300 1	72.200 1	68.400 2	68.350 1
2	STAN	*	404.150	65.300 4	63.250 2	68.300 2	70.600 2	69.250 1	67.450 2
3	CAL	*	393.650	66.400 2	62.050 3	67.400 4	68.600 4	65.550 3	63.650 3
4	AF	*	392.550	65.750 3	61.800 4	68.200 3	70.000 3	65.050 4	61.750 4

MPSF Men's Championships

Event Results - Rings

Apr 7, 2018

Page: 1
Printed: 4/7/2018 7:09:25 PM

Men / E
Session: 1



Rank	Num	Name	Gym	Diff	Exec	ND	Score	Out
1	111	Yul Moldauer	OU	5.800	9.250	--	15.050	0.000
2T	203	Grant Breckenridge	STAN	4.700	9.450	--	14.150	0.900
2T	109	Collyn Kellogg	OU	5.200	8.950	--	14.150	0.900
4	112	Reese Rickett	OU	5.600	8.450	--	14.050	1.000
5T	110	Jake Maloley	OU	5.200	8.650	--	13.850	1.200
5T	401	Fletcher Braunton	AF	5.500	8.350	--	13.850	1.200
7	312	Shane Sadighi	CAL	4.700	9.100	--	13.800	1.250
8T	402	Ethan Esval	AF	4.500	9.250	--	13.750	1.300
8T	212	Ryan Sheppard	STAN	4.800	8.950	--	13.750	1.300
8T	405	Michael Graft	AF	4.900	8.850	--	13.750	1.300
8T	309	Harrison Plate	CAL	5.000	8.750	--	13.750	1.300
12	206	Thomas Lee	STAN	4.700	8.950	--	13.650	1.400
13	215	Gareth Weiss	STAN	4.800	8.750	--	13.550	1.500
14	414	Frankie Valentin	AF	4.700	8.750	--	13.450	1.600
15T	308	Aaron Mah	CAL	4.500	8.900	--	13.400	1.650
15T	412	Lukas Texeira	AF	5.000	8.400	--	13.400	1.650
17	301	Yordan Aleksandrov	CAL	4.800	8.550	--	13.350	1.700
18T	204	Drew Burton	STAN	4.700	8.500	--	13.200	1.850
18T	101	Levi Anderson	OU	4.800	8.400	--	13.200	1.850
20T	114	Genki Suzuki	OU	4.400	8.700	--	13.100	1.950
20T	304	Bailey Chang	CAL	4.700	8.400	--	13.100	1.950
22	413	Jonah Urlaub	AF	4.400	8.150	--	12.550	2.500

MPSF Men's Championships

Event Results - Floor

Apr 7, 2018

Page: 1
Printed: 4/7/2018 7:09:06 PM

Men / E
Session: 1



Rank	Num	Name	Gym	Diff	Exec	ND	Score	Out
1	111	Yul Moldauer	OU	5.800	8.800	..	14.600	0.000
2*	107	Tanner Justus	OU	5.400	8.600	..	14.000	0.600
2*	103	Gage Dyer	OU	5.400	8.600	..	14.000	0.600
4T	413	Jonah Urlaub	AF	5.000	8.700	..	13.700	0.900
4T	308	Aaron Mah	CAL	5.200	8.500	..	13.700	0.900
4T	209	Bailey Perez	STAN	5.500	8.300	-0.1	13.700	0.900
7T	212	Ryan Sheppard	STAN	5.300	8.350	..	13.650	0.950
7T	208	Robert Neff	STAN	5.600	8.150	-0.1	13.650	0.950
9T	406	Christian Kalustian	AF	5.100	8.500	..	13.600	1.000
9T	114	Genki Suzuki	OU	5.300	8.300	..	13.600	1.000
11	407	Eric Klein	AF	4.800	8.700	..	13.500	1.100
12	315	Jonathan Wang	CAL	5.000	8.450	..	13.450	1.150
13	305	Kyte Crigger	CAL	5.000	8.350	..	13.350	1.250
14	301	Yordan Aleksandrov	CAL	5.100	8.000	-0.1	13.000	1.600
15	106	Hunter Justus	OU	5.100	8.150	-0.3	12.950	1.650
16T	310	Nathaniel Ramil	CAL	5.000	7.900	..	12.900	1.700
16T	101	Levi Anderson	OU	5.200	7.800	-0.1	12.900	1.700
18	403	Jonathon Fornoff	AF	4.900	7.850	..	12.750	1.850
19T	202	Andrew Bitner	STAN	5.100	7.500	-0.4	12.200	2.400
19T	404	Ryan Girouard	AF	5.300	6.900	..	12.200	2.400
21	207	Connor Lewis	STAN	5.100	7.300	-0.3	12.100	2.500

MPSF Men's Championships

Event Results - Pommel

Apr 7, 2018

Page: 1
Printed: 4/7/2018 7:08:06 PM

Men / E
Session: 1



Rank	Num	Name	Gym	Diff	Exec	ND	Score	Out
1	111	Yul Moldauer	OU	5.600	8.550	..	14.150	0.000
2T	213	Blake Sun	STAN	4.500	9.000	..	13.500	0.650
2T	113	Brian Schibler	OU	5.000	8.500	..	13.500	0.650
4	205	David Jessen	STAN	5.100	8.000	..	13.100	1.050
5T	408	Scott McMurray	AF	4.900	8.150	..	13.050	1.100
5T	114	Genki Suzuki	OU	5.200	7.850	..	13.050	1.100
7	108	Grant Kell	OU	5.300	7.650	..	12.950	1.200
8	306	Joseph Dixon	CAL	4.500	8.400	..	12.900	1.250
9	101	Levi Anderson	OU	4.700	8.000	..	12.700	1.450
10	308	Aaron Mah	CAL	4.900	7.650	..	12.550	1.600
11	303	Mitchell Awisus	CAL	4.900	7.600	..	12.500	1.650
12T	203	Grant Breckenridge	STAN	4.200	8.150	..	12.350	1.800
12*	401	Fletcher Braunton	AF	4.500	7.850	..	12.350	1.800
12*	304	Bailey Chang	CAL	4.500	7.850	..	12.350	1.800
15T	413	Jonah Urlaub	AF	4.700	7.600	..	12.300	1.850
15T	211	Joey Ringer	STAN	5.800	6.500	..	12.300	1.850
17	405	Michael Graft	AF	4.900	7.300	..	12.200	1.950
18	212	Ryan Sheppard	STAN	4.800	7.200	..	12.000	2.150
19	414	Frankie Valentin	AF	4.600	7.300	..	11.900	2.250
20	309	Harrison Plate	CAL	4.500	7.250	..	11.750	2.400
21	301	Yordan Aleksandrov	CAL	4.900	6.000	..	10.900	3.250

MPSF Men's Championships

Event Results - H Bar

Apr 7, 2018

Page: 1
Printed: 4/7/2018 7:05:56 PM

Men / E
Session: 1



Rank	Num	Name	Gym	Diff	Exec	ND	Score	Out
1	301	Yordan Aleksandrov	CAL	5.600	8.800	..	14.400	0.000
2*	208	Robert Neff	STAN	5.400	8.850	..	14.250	0.150
2*	205	David Jessen	STAN	5.400	8.850	..	14.250	0.150
4T	114	Genki Suzuki	OU	5.400	8.700	..	14.100	0.300
4T	101	Levi Anderson	OU	5.600	8.500	..	14.100	0.300
6T	201	Jacob Barrus	STAN	5.100	8.900	..	14.000	0.400
6T	412	Lukas Texeira	AF	5.300	8.700	..	14.000	0.400
8	111	Yul Moldauer	OU	4.800	8.850	..	13.650	0.750
9	308	Aaron Mah	CAL	5.000	8.600	..	13.600	0.800
10	105	Isamu Ito	OU	4.900	8.500	..	13.400	1.000
11	203	Grant Breckenridge	STAN	5.700	7.550	..	13.250	1.150
12	407	Eric Klein	AF	4.900	8.250	..	13.150	1.250
13	108	Grant Kell	OU	4.800	8.300	..	13.100	1.300
14	413	Jonah Urlaub	AF	4.000	8.700	..	12.700	1.700
15	311	Michael Rauchwerger	CAL	4.700	7.850	..	12.550	1.850
16	411	Allen Shadan	AF	4.100	7.700	..	11.800	2.600
17	310	Nathaniel Ramil	CAL	4.500	7.250	..	11.750	2.650
18	212	Ryan Sheppard	STAN	4.600	7.100	..	11.700	2.700
19	313	Roshan Toopal	CAL	4.800	6.550	..	11.350	3.050
20	406	Christian Kalustian	AF	3.900	6.200	..	10.100	4.300

MPSF Men's Championships

Event Results - P Bars

Apr 7, 2018

Page: 1
Printed: 4/7/2018 6:48:20 PM

Men / E
Session: 1



Rank	Num	Name	Gym	Diff	Exec	ND	Score	Out
1	111	Yul Moldauer	OU	6.000	8.950	..	14.950	0.000
2	213	Blake Sun	STAN	5.600	8.700	..	14.300	0.650
3T	203	Grant Breckenridge	STAN	5.000	9.200	..	14.200	0.750
3T	103	Gage Dyer	OU	5.100	9.100	..	14.200	0.750
5	212	Ryan Sheppard	STAN	5.300	8.600	..	13.900	1.050
6T	101	Levi Anderson	OU	5.200	8.500	..	13.700	1.250
6T	301	Yordan Aleksandrov	CAL	5.500	8.200	..	13.700	1.250
8	208	Robert Neff	STAN	5.300	8.250	..	13.550	1.400
9T	413	Jonah Urlaub	AF	4.900	8.400	..	13.300	1.650
9T	201	Jacob Barrus	STAN	5.200	8.100	..	13.300	1.650
11T	315	Jonathan Wang	CAL	4.700	8.500	..	13.200	1.750
11T	403	Jonathon Fornoff	AF	5.100	8.100	..	13.200	1.750
13	303	Mitchell Awisus	CAL	4.800	8.350	..	13.150	1.800
14	114	Genki Suzuki	OU	5.000	8.050	..	13.050	1.900
15	409	Zack Polen	AF	4.700	8.300	..	13.000	1.950
16	308	Aaron Mah	CAL	4.900	8.000	..	12.900	2.050
17	411	Allen Shadan	AF	4.900	7.900	..	12.800	2.150
18	402	Ethan Esval	AF	4.900	7.850	..	12.750	2.200
19	305	Kyte Crigger	CAL	4.700	7.900	..	12.600	2.350
20	106	Hunter Justus	OU	5.200	7.300	..	12.500	2.450

MPSF Men's Championships

Event Results - Vault

Apr 7, 2018

Page: 1
Printed: 4/7/2018 6:35:10 PM

Men / E
Session: 1



Rank	Num	Name	Gym	Diff	Exec	ND	Score	Out
1	107	Tanner Justus	OU	5.300	9.550	-.	14.850	0.000
2	106	Hunter Justus	OU	5.200	9.350	-.	14.550	0.300
3	111	Yul Moldauer	OU	5.200	9.400	-0.1	14.500	0.350
4	207	Connor Lewis	STAN	5.200	9.250	-.	14.450	0.400
5	413	Jonah Urlaub	AF	4.800	9.450	-.	14.250	0.600
6T	406	Christian Kalustian	AF	4.800	9.400	-.	14.200	0.650
6T	209	Bailey Perez	STAN	5.200	9.100	-0.1	14.200	0.650
6T	103	Gage Dyer	OU	5.200	9.000	-.	14.200	0.650
9	101	Levi Anderson	OU	4.800	9.300	-.	14.100	0.750
10	315	Jonathan Wang	CAL	4.800	9.250	-.	14.050	0.800
11T	208	Robert Neff	STAN	4.800	9.300	-0.1	14.000	0.850
11*	114	Genki Suzuki	OU	4.800	9.200	-.	14.000	0.850
11*	405	Michael Graft	AF	4.800	9.200	-.	14.000	0.850
11*	212	Ryan Sheppard	STAN	4.800	9.200	-.	14.000	0.850
15	215	Gareth Weiss	STAN	4.800	9.250	-0.1	13.950	0.900
16	301	Yordan Aleksandrov	CAL	4.400	9.500	-.	13.900	0.950
17	407	Eric Klein	AF	4.800	9.000	-.	13.800	1.050
18	414	Frankie Valentin	AF	4.400	9.350	-.	13.750	1.100
19	312	Shane Sadighi	CAL	4.800	8.850	-.	13.650	1.200
20	308	Aaron Mah	CAL	4.800	9.050	-0.3	13.550	1.300
21	311	Michael Rauchwerger	CAL	4.800	8.650	-.	13.450	1.400