



STANFORD MEN'S BASKETBALL



@STANFORDMBB #GOSTANFORD

CONTACT: Zach Reynolds | 541.419.0615 | zreynold@stanford.edu

2022-23 SCHEDULE AND RESULTS

NOVEMBER

7 (Mon)	Pacific	W, 88-78	P12NET
11 (Fri)	Wisconsin (1)	L, 50-60	FS1
15 (Tue)	#17/19 San Diego State	L, 62-74	P12NET
18 (Fri)	Cal Poly	W, 80-43	P12NET
24 (Thu)	Ole Miss (2)	L, 68-72	ESPNU
25 (Fri)	Florida State (2)	W, 70-60	ESPNEWS
27 (Sun)	Memphis (2)	L, 48-56	ESPNU

DECEMBER

1 (Thu)	#21/21 UCLA *	L, 66-80	ESPN2
4 (Sun)	at Arizona State *	L, 64-68	ESPN2
16 (Fri)	Green Bay	W, 85-40	P12NET
18 (Sun)	#7/8 Texas (3)	L, 62-72	ESPN2
22 (Thu)	Loyola Chicago (4)	W, 75-62	P12NET
29 (Thu)	Colorado *	L, 70-73	ESPNU
31 (Sat)	Utah *	1 p.m.	P12NET

JANUARY

6 (Fri)	at California *	6 p.m.	ESPNU
12 (Thu)	at Washington *	8 p.m.	FS1
14 (Sat)	at Washington State *	5 p.m.	P12NET
19 (Thu)	Oregon State *	8 p.m.	P12NET
21 (Sat)	Oregon *	8 p.m.	FS1
25 (Wed)	Chicago State	7 p.m.	P12NET
28 (Sat)	California *	7 p.m.	ESPN2/U

FEBRUARY

2 (Thu)	at Utah *	5 p.m.	P12NET
5 (Sun)	at Colorado *	4 p.m.	FS1
9 (Thu)	Arizona State *	7 p.m.	FS1
11 (Sat)	Arizona *	TBA	ESPN/2
16 (Thu)	at UCLA *	8 p.m.	ESPN2
18 (Sat)	at USC *	TBA	ESPN2/U
23 (Thu)	Washington State *	8 p.m.	P12NET
26 (Sun)	Washington *	TBA	FS1

MARCH

2 (Thu)	at Oregon State *	6 p.m.	P12NET
4 (Sat)	at Oregon *	1 p.m.	CBS

* Pac-12 game

Bold indicates home game

(1) at American Family Field, Milwaukee, Wis.

(2) at ESPN Wide World of Sports, Orlando, Fla.

(3) at American Airlines Center, Dallas, Texas

(4) at Kaiser Permanente Arena, Santa Cruz, Calif.

All times listed PT



STANFORD

5-8, 0-3 Pac-12



UTAH

VS. 10-4, 3-0 Pac-12

GAME INFORMATION

Date	Dec. 31, 2022
Time	1 p.m.
Venue	Maples Pavilion
TV	Pac-12 Network
Talent	Roxy Bernstein, Don MacLean
Stanford Radio	Cardinal Sports Network
Talent	John Platz
All-Time Series	Stanford trails, 15-24
Last Meeting	L, 56-60 (Feb. 17, 2022)
Streak	L1

SETTING THE SCENE

Stanford's weekend at home continues on New Year's Eve, as the Cardinal welcomes Utah on Saturday at 1 p.m. on Pac-12 Network. The matchup is the sixth in program history on record on New Year's Eve, and the first since 2011. The Cardinal is 3-2 all-time in Dec. 31 contests.

THE OPENING TIP

- The Cardinal is 5-8 (0-2 Pac-12) to open the campaign, including home wins over Pacific (88-78), Cal Poly (80-43) and Green Bay (85-40) and neutral site wins over Florida State (70-60) and Loyola Chicago (75-62).
- Through 12 games, Spencer Jones leads the team with 12.0 points per game, and joined Stanford's 1,000-point club on Dec. 29 with a 25-point outing against Colorado. Michael Jones also averages in double figures, ranking second on the team at 10.5 per night.
- Harrison Ingram, who was Stanford's first Pac-12 Freshman of the Year since Casey Jacobsen in 2000, withdrew his name from the 2022 NBA Draft to return to The Farm for his sophomore campaign. He is averaging 9.2 points, 4.5 rebounds and a team-best 2.9 assists per game.
- The Cardinal returns eight of its top nine rotation players from a year ago, ranking sixth nationally in minutes continuity, per KenPom, while also bringing in the program's first transfer in 12 years and the first graduate transfer in program history in Michael Jones (Davidson). Jones had a game to remember in the season opener, with his 31 points the most by a Stanford player in his team debut on record.
- Spencer Jones paces the program in Pac-12 play with 18.7 points per game, which ranks sixth in the league. He also ranks first with 15 made free throws and seven made threes and second with 3.0 offensive rebounds per game.

1,000 POINTS FOR JONES AGAINST COLORADO

Spencer Jones scored a season-high 25 points, but Stanford men's basketball was tripped up by Colorado, 73-70, after a back-and-forth contest at Maples Pavilion on Thursday, Dec. 29. Jones tallied his eighth-career 20-point outing, making seven field goals, including three triples, and a perfect 8-for-8 mark from the free throw line. The senior became the program's 50th member of the 1,000-point club, and moved into 49th on the program's all-time scoring list. He also grabbed a team-best six rebounds to go with two steals and two blocks.

POSSIBLE STARTERS

No.	Player	Pos.	Ht.	Wt.	Yr.	PPG	RPG	APG
5	Michael O'Connell	G	6-2	195	Jr.	4.6	2.5	1.8
14	Spencer Jones	F	6-7	225	Sr.	12.0	4.3	0.9
23	Brandon Angel	F	6-8	240	Jr.	7.8	4.0	1.4
22	James Keefe	F	6-9	240	Sr.	6.2	5.2	1.2
55	Harrison Ingram	F	6-7	230	So.	9.2	4.5	2.9

OFF THE BENCH

1	Isa Silva	G	6-4	190	So.	3.1	0.7	1.2
2	Roy Yuan	G	6-1	170	Sr.	0.0	0.0	0.0
3	Jarvis Moss	G	6-4	200	So.	4.0	1.5	0.3
10	Max Murrell	F	6-9	225	Jr.	3.9	2.2	0.5
11	Ryan Agarwal	G	6-6	190	Fr.	4.2	0.7	0.3
13	Michael Jones	G	6-5	205	Gr.	10.1	2.8	2.2
15	Benny Gealer	G	6-1	160	Fr.	2.8	1.0	1.3
21	Neal Begovich	F	6-9	230	R-Jr.	2.0	0.5	1.0
24	Jaylen Thompson	F	6-8	195	Fr.	-	-	-
25	Josue Gil-Silva	G	6-1	185	Sr.	0.0	0.0	0.0
42	Maxime Raynaud	F	7-1	250	So.	6.7	5.2	0.5

*Starters based on previous game

ANNE AND TONY JOSEPH DIRECTOR OF MEN'S BASKETBALL JEROD HAASE



In his first six seasons as Stanford's Anne and Tony Joseph Director of Men's Basketball, Jerod Haase has instilled an invested, tough and selfless attitude into the program.

Since arriving on The Farm, the Cardinal has won 98 games, recorded its best conference finish and most league wins in a decade and earned a postseason berth for the first time since 2015. The 2020 team was set to be post-season bound before the cancellation of the NCAA Tournament.

Stanford won 16 games in 2021-22, including the program's first win over an AP top-five opponent since 2007 and its first over a top-25 team on the road since 2014. Harrison Ingram was named Pac-12 Freshman of the Year – Stanford's first since 2000 – while Spencer Jones blossomed into an All-Pac-12 conference forward. Sam Beskind was named Pac-12 Scholar-Athlete of the Year, becoming the program's third honoree in the last five seasons.

The 2020-21 campaign was turned upside down by the COVID-19 global outbreak and subsequent restrictions in Santa Clara County, and Stanford showed its resilience and tenacity with a 14-13 overall record and 10 Pac-12 wins. The season included three wins over eventual Sweet 16 teams, two over Elite Eight programs, and a sweep of Arizona for the first time since 2008. Oscar da Silva established himself as one of the top forwards in the country as one of two players to average 18 points, six rebounds and two assists per game while shooting over 55 percent from the floor. He was also named the Pac-12 Scholar Athlete of the Year.

The Cardinal signed its third top-20 recruiting class in four seasons, led by five-star forward Harrison Ingram. Ingram gives the program a McDonald's All-American for the second-straight year, the first time in Stanford history the feat has been accomplished.

Stanford finished 20-12 overall in 2019-20, and remained solidly in contention for an NCAA Tournament berth throughout a season shortened by the COVID-19 global pandemic. Boasting the nation's No. 16-ranked scoring defense (KenPom No. 7), the Cardinal also shot its highest field goal percentage (.469) since 2003-04. The 20 wins marked Stanford's first such season since the 2014-15 campaign.

Haase and his staff capped the season with a top-10 national recruiting class for 2020 - it's second top-10 class since Haase joined the Cardinal - including top-five signee Ziaire Williams and four players rated at least four stars by one outlet.

Fueled by back-to-back top-25 recruiting classes, Haase's 2018-19 squad featured freshmen and sophomores accounting for 80 percent of the scoring and rebounding. In 2017-18, Haase guided Stanford to a third-place finish in the Pac-12 with 11 conference wins and earned a postseason berth for the first time in three years with a second-round appearance in the NIT.

During Haase's first season in 2016-17, Stanford posted 14 wins against a challenging schedule and finished among the nation's top-10 percent in the classroom. Haase was appointed Stanford's 18th head coach in school history on March 25, 2016.

At UAB, Haase led the Blazers to a regular-season Conference USA championship in 2016 and the program's 15th all-time NCAA Tournament berth in 2015. Haase compiled an 80-53 overall record in four seasons while improving the Blazers' win total every year.

YEAR	SCHOOL	OVERALL	POSTSEASON
2012-13	UAB	16-17	-
2013-14	UAB	18-13	-
2014-15	UAB	20-16	NCAA Third Round
2015-16	UAB	26-7	NIT First Round
2016-17	Stanford	14-17	-
2017-18	Stanford	19-16	NIT Second Round
2018-19	Stanford	15-16	-
2019-20	Stanford	20-12	Postseason Canceled
2020-21	Stanford	14-13	-
2021-22	Stanford	16-16	-
2022-23	Stanford	5-8	-
OVR		183-151	3 appearances
at Stanford		103-98	1 appearance
at UAB		80-53	2 appearances

THE NET RESULT

Stanford enters the matchup with the Utes at No. 106 in the NET Rankings (Dec. 29), with a NET SOS of 45 and an average opponent NET rank of 24. The matchup is currently a quadrant two contest, as Utah slots in at No. 38. 19 of Stanford's 31 regular season games are slated to be in quadrant one or two, and 11 of the remaining 18.

vs. Quad 1: 0-5

vs. Quad 2: 0-3

vs. Quad 3: 0-0

vs. Quad 4: 5-0 (Wins over Loyola Chicago, Florida State, Cal Poly, Pacific and Green Bay)

SANTA CRUZ SUCCESS

The Cardinal continued its run of success at Kaiser Permanente Arena, beating Loyola Chicago in Santa Cruz on Dec. 22 by 13 points. Stanford went 5-0 in the arena during the COVID-affected 2020-21 slate, including wins over Arizona, UCLA, Washington, Washington State and Cal State Bakersfield.

Harrison Ingram scored 15 points to lead the win over the Ramblers, while James Keefe added 14 points, eight rebounds and three steals. Michael Jones had 12 points and Michael O'Connell had a season-high 10 in the win, as the team shot 50 percent from the field with 11 different players on the scoresheet.

AROUND THE LEAGUE

In the middle of the third weekend of Pac-12 competition, Stanford ranks second in the league in steals (10.3 per game) and made 3-pointers (7.0) and fourth in free throw percentage (79.6%). Spencer Jones ranks sixth in scoring at 18.7 points per game, and second in offensive rebounds (3.0), while also ranking first in made free throws and made threes. Stanford has eight players averaging at least 1.0 steal per game in conference play.

In all games this season league-wide, Brandon Angel is the Pac-12's leading free throw shooter at 92.9 percent, while Ryan Agarwal paces the league in 3-point percentage at 54.5 percent. Michael Jones' 31 points on opening night remains tied for the best-single game scoring output this season.

FORCING TURNOVERS

The Cardinal defense has escalated its pressure over the past eight games, forcing at least 15 turnovers five times and a season-best 27 against Green Bay, which were the most for Stanford under head coach Jerod Haase, and the most for the Cardinal since causing 27 against UC Davis on Nov. 28, 2006. The Cardinal is averaging 8.3 steals per game over the last eight outings, and 8.7 over the last five. Stanford has had at least 10 steals in each of its three Pac-12 matchups, led by 1.7 steals per night from Brandon Angel and Michael O'Connell. Both James Keefe and Spencer Jones average one or more steal and block per game.

JONESING FOR JONES

Spencer Jones garnered his first All-Pac-12 awards with honorable mention selections to the all-conference and all-defense teams last season. The swingman was the team's leading scorer at 12.0 points per game, while averaging 4.5 rebounds per night. He was one of six players league-wide last season to earn all-conference and all-defense honors. Establishing himself as one of the best 3-point shooters in program history, the sniper has 208 career threes, which ranks sixth all-time in program history. He is now 10 triples away from matching Anthony Brown '15 for fifth place and 14 away from fourth, currently held by Casey Jacobsen '02. Jones is averaging 12.0 points, 4.3 rebounds, and 1.4 blocks per game through 12 appearances, the last of which ranks seventh in the Pac-12 and first among perimeter players.

2022-23 ROSTER

No.	Player	Pos.	Ht.	Wt.	Yr.	Major	Hometown (Previous School)
1	Isa Silva	G	6-4	190	So.	Undeclared	Sacramento, Calif. (Jesuit)
2	Roy Yuan	G	6-1	175	Sr.	Computer Science	San Jose, Calif. (Saint Francis)
3	Jarvis Moss	G	6-4	200	So.	Undeclared	Concord, N.C. (Cannon School)
5	Michael O'Connell	G	6-2	195	Jr.	Economics	Mineola, N.Y. (Blair Academy (N.J.))
10	Max Murrell	F	6-9	225	Jr.	Computer Science	Omaha, Neb. (Millard North)
11	Ryan Agarwal	G	6-6	190	Fr.	Undeclared	Coppell, Texas (Coppell)
13	Michael Jones	G	6-5	205	Gr.	MS Statistics	Woodbury, Minn. (Woodbury/Davidson)
14	Spencer Jones	F	6-7	225	Sr.	Management Sci. and Engineering	Roeland Park, Kan. (Bishop Miege)
15	Benny Gealer	G	6-0	160	Fr.	Undeclared	San Pedro, Calif. (Rolling Hills Prep)
21	Neal Begovich	F	6-9	230	R-Jr.	Economics	San Francisco, Calif. (St. Ignatius College Prep)
22	James Keefe	F	6-9	240	Sr.	Economics	Los Angeles, Calif. (Loyola)
23	Brandon Angel	F	6-8	240	Jr.	Economics	San Diego, Calif. (Torrey Pines)
24	Jaylen Thompson	F	6-8	195	Fr.	Undeclared	Oakland, Calif. (Southern California Academy)
25	Josue Gil-Silva	G	6-1	185	Sr.	Mechanical Engineering	Salinas, Calif. (Alisal)
42	Maxime Raynaud	F	7-1	250	So.	Undeclared	Paris, France (Lycee Henri IV)
55	Harrison Ingram	F	6-7	230	So.	Undeclared	Dallas, Texas (St. Mark's)

PRONUNCIATION GUIDE

JEROD HAASE	Jared rhymes with pass	Rob EHSAN	EE-sahn
ISA SILVA	EE-suh	Roy YUAN	you-en
Max MURRELL	Mearl (rhymes with pearl)	Ryan AGARWAL	AG-are-wall
Benny GEALER	GHEE-ler	Neal BEGOVICH	BEG-oh-vitch
JOSUE GIL-SILVA	Ho-sway Heel-Silva	MAXIME RAYNAUD	Max-eem Ray-no

FIVE-STAR CLASS OF 2023

Adding a pair of highly-touted student-athletes to the program in the class of 2023, Stanford signed Kanaan Carlyle (Atlanta, Ga.) and Andrej Stojakovic (Carmichael, Calif.) to national letters of intent. Carlyle is rated a five-star prospect by Rivals and the 247 composite, ranking as high as the 19th-rated recruit in the country from Rivals. Stojakovic is also a five-star signee via the 247 composite rankings and is ranked No. 17 overall nationally by 247 Sports. Both prospects are rated in ESPN's top-30 overall, with Stanford one of just four schools nationally with multiple top-30 signees, joining Kentucky, Duke and Oregon. Stanford has multiple top-25 signees in the same class for the first time since 2006, when Brook and Robin Lopez committed to play on the Farm.

PRESEASON PROGNOSTICATION

Stanford was picked fifth in the Pac-12's preseason poll, earning one first place vote while slotting in behind UCLA, Arizona, Oregon and USC. Spencer Jones and Harrison Ingram were each on the Pac-12 preseason first team, with Stanford joining only UCLA and USC with multiple players on the first team. Ingram also earned a selection to the Julius Erving Small Forward of the Year watch list for the second consecutive season, as well as nods to the Naismith Trophy and Wooden Award watch lists.

SHOOTERS SHOOT, UTTERS UTE

Stanford and Utah have split the last four matchups, with the Cardinal winning two of the last three at Maples Pavilion. James Keefe and Brandon Angel each finished in double figures with 11 and 10, respectively, in the only meeting last season, while Spencer Jones and Michael O'Connell have also had double-digit scoring games against the Utes. Three of the last six meetings were decided by four or fewer points, or went to overtime.

IN THE PROS

Stanford boasts five NBA alumni entering the 2022-23 season: Ziaire Williams (Memphis Grizzlies), Brook Lopez (Milwaukee Bucks), Robin Lopez (Cleveland Cavaliers), Dwight Powell (Dallas Mavericks) and KZ Okpala (Sacramento Kings), while a plethora of alumni are plying their trade in leagues around the world. Additionally, Chasson Randle spent the preseason with the Denver Nuggets and Landry Fields was promoted to general manager of the Atlanta Hawks in the offseason.

Brook Lopez is an early candidate for NBA Defensive Player of the Year honors as the league leader in blocks with 2.6 per game, to go along with 14.8 points and 5.9 rebounds per game, through games on Dec. 29, while shooting a slash line of 51/39/80. Dwight Powell is coming off a season-high 19 points on Dec. 29 against Houston, going 8-for-8 from the field. Powell is shooting 71.7% from the field this season.

RANKINGS REPORT

Stanford is 0-3 this season against ranked foes, falling to then-No. 17 San Diego State, -No. 21 UCLA and -No. 7 Texas. The Cardinal boasts six wins over ranked opponents since the calendar turned to 2020, and two last season, including the program's first over a top-five opponent since 2007 (UCLA) and its first over a top-25 team on the road since 2014 (Texas). Both wins came in Stanford's season sweep of USC.

FRESHMAN OF THE YEAR RETURNS TO STANFORD

One of the most dynamic and versatile players in the country, Harrison Ingram was Stanford's first Pac-12 Freshman of the Year since 2000, and also garnered All-Pac-12 honorable mention status a year ago. He was Stanford's first Freshman of the Year since Casey Jacobsen, and just the fifth all-time, joining Brevin Knight (1994), Johnny Rogers (1982) and John Revelli (1981). He joins only Jacobsen in program history with all-conference and all-freshman recognition in the same year.

Ingram is the only rising sophomore in the country to have averaged 10 points, six rebounds and three assists per game last season, as he was joined by only Paolo Banchero, the top pick in the 2022 NBA Draft, in meeting those benchmarks as true freshmen. The only first-year player in the league last year to average double-figure scoring, he won six Pac-12 Freshman of the Week awards, which is the second-most in conference history, behind only USC's Evan Mobley (2020-21), who won the honor seven times.

FLOOR BURNS

During his playing career at Kansas, Jerod Haase was known for his energy and passion on the court. Whether it be diving for loose balls or taking charges, Haase's trademark hustle was always on display. During his time with the Jayhawks, the "floor burns" statistic was created in his honor and is still tracked by the program. Haase totaled 167 floor burns during the 1996-97 season (4.6 per game). Stanford's individual totals (126 combined, 9.7 per game) are as follows:

James Keefe	23	Max Murrell	7
Harrison Ingram	18	Ryan Agarwal	6
Michael O'Connell	18	Maxime Raynaud	5
Spencer Jones	18		
Brandon Angel	13		
Isa Silva	10		
Michael Jones	10		

2022-23 PAC-12 STANDINGS

TEAM	CONFERENCE			OVERALL		
	W	L	PCT.	W	L	PCT.
1...Utah	3	0	1.000	10	4	714
....Arizona State.....	2	0	1.000	11	2	846
....UCLA	2	0	1.000	11	2	846
....USC	2	0	1.000	10	3	769
5...Arizona	1	1	.500	12	1	923
....Washington.....	1	1	.500	9	4	692
....Oregon	1	1	.500	7	6	538
....Oregon State	1	1	.500	7	6	538
9...Colorado	1	2	.000	9	5	643
10.Washington State.0	0	2	.000	5	8	385
....Stanford.....	0	3	.000	5	8	385
....California	0	3	.000	1	13	071

*Through Dec. 28

INSIDE THE SERIES - UTAH

Series History	Stanford trails, 15-24
Streak.....	L1
Last 5 Meetings.....	2-3
Last 10 Meetings.....	3-7
Under Jerod Haase.....	3-6
Jerod Haase vs. Craig Smith	0-1
Biggest Win	33, 1935-36
Biggest Loss	38, 1945-46
Most Points Scored.....	95, 1969-70
Most Points Allowed	101, 1967-68

STANFORD QUICK FACTS

Stanford University	
Enrollment (undergraduate).....	7,645
Enrollment (total)	16,937
Home Arena	
Maples Pavilion	
Opened	1968
Capacity	7,233
Record at Maples.....	568-234 (.708)
Conference Record at Maples	286-181 (.613)
Anne and Tony Joseph Director of	
Men's Basketball	
Jerod Haase	
Alma Mater.....	Kansas '97
Record at Stanford	103-98 (7th year)
Overall	183-151 (11th year)
James C. Gaither Assistant Men's Basketball	
Coach	
Jesse Pruitt (7th year)	
Oscar da Silva Assistant Men's Basketball	
Coach	
Rob Ehsan (2nd year)	
Assistant Coach	
Brandon Dunson (1st year)	
Assistant AD - MBB Ops.	
David Berkun (7th year)	
Player Development	
Nate Britt II (1st year)	
Athletic Trainer	
Dominic Vincentini (7th year)	
Sports Performance	
Mike Chatman (4th year)	
Assistant to the Head Coach	
Jack Frost (4th year)	
Asst. Operations Director	
Michael Reutt (2nd Year)	
First Season	
1913-14 (105th season)	
All-Time Record	
1,587-1,210 (.568)	
NCAA Championships	
1 (1942)	
NCAA Final Four	
2 (1942, 1998)	
NCAA Appearances ... 17 (1942, '89, '92, '95, '96, '97, '98, '99, '00, '01, '02, '03, '04, '05, '07, '08, '14)	
NIT Championships	
3 (1991, 12, '15)	
NIT Appearances .9 (1988, '90, '91, '94, '06, '12, '13, '15, '18)	
Conference Championships	
7 (1920 (PCC), '21(PCC), '63 (co-AAWU), 1999, '00, '01, '04)	
Pac-12 Championships	
4 (1999, '00, '01, '04)	

STANFORD IN 2022-23 WHEN...

Overall.....	5-8
Pac-12	0-3
Non-Conference	5-5
Home Games	3-3
On The Road	0-1
On Neutral Courts.....	2-4
vs. AP Ranked Opponents.....	0-3
vs. Coaches Ranked Opponents	0-3
When Leading At Halftime	4-1
When Trailing At Halftime	1-7
When Tied At Halftime	0-0
In Overtime.....	0-0
When Scoring Less Than 60 Points	0-2
When Scoring 60-69 Points	0-5
When Scoring 70-79 Points	2-1
When Scoring 80+ Points	3-0
When Opponent Scores Less Than 40 Points.....	0-0
When Opponent Scores 40-49 Points	2-0
When Opponent Scores 50-59 Points	0-1
When Opponent Scores 60-69 Points	2-2
When Opponent Scores 70+ Points	1-5
When Shooting 50% or Better	3-0
When Shooting Under 50%.....	2-8
When Shooting 35% or Better From 3	4-1
When Shooting Under 35% From 3	1-7
When Shooting 75% or Better From FT Line.....	2-3
When Shooting Under 75% From FT Line	3-5
When Outrebounding Opponent.....	5-3
When Being Outrebounded	0-5
When Rebounds are Even	0-0
When Committing Less Than 15 Turnovers	4-2
When Committing 15 or More Turnovers	1-6
In Games Decided By 1-3 Points	0-1
In Games Decided By 4-9 Points	0-3
In Games Decided By 10-19 Points	3-4
In Games Decided By 20 Or More Points	2-0
In Morning Games	1-1
In Afternoon Games.....	1-2
In Night Games	3-5
On Monday	1-0
On Tuesday.....	0-1
On Wednesday.....	0-0
On Thursday	1-3
On Friday	3-1
On Saturday.....	0-0
On Sunday	0-3
November	3-4
December	2-4
January.....	0-0
February	0-0
March	0-0
When Wearing White	4-3
When Wearing Cardinal.....	0-2
When Wearing Black	0-3
When Wearing Gray	1-0

BY THE NUMBERS

DOUBLE-DOUBLES	2022-23	CAREER
Harrison Ingram	-	5
Maxime Raynaud	-	1
Brandon Angel	-	1
James Keefe	-	1
20+ POINT GAMES	2022-23	CAREER
Spencer Jones	1	8
Michael Jones	1	3
Harrison Ingram	1	2
Brandon Angel	1	1
Maxime Raynaud	1	1
Michael O'Connell	-	1
DOUBLE-DIGIT POINTS	2022-23	CAREER
Spencer Jones	9	45
Michael Jones	7	36
Harrison Ingram	6	23
Brandon Angel	6	17
Maxime Raynaud	3	8
Michael O'Connell	1	17
James Keefe	1	6
Max Murrell	1	2
Ryan Agarwal	1	1
Jarvis Moss	1	1
Isa Silva	-	1
DOUBLE-DIGIT REBOUNDS	2022-23	CAREER
Harrison Ingram	-	6
James Keefe	-	4
Maxime Raynaud	-	1
Brandon Angel	-	1
DOUBLE-DIGIT ASSISTS	2022-23	CAREER
N/A		
LED STANFORD IN SCORING (includes ties)	2022-23	CAREER
Spencer Jones	5	22
Harrison Ingram	3	11
Michael Jones	3	3
Brandon Angel	2	8
Max Murrell	1	2
Ryan Agarwal	1	1
Michael O'Connell	-	3
Maxime Raynaud	-	2
Isa Silva	-	1
James Keefe	-	1
LED STANFORD IN REBOUNDING (includes ties)	2022-23	CAREER
James Keefe	6	17
Spencer Jones	4	13
Maxime Raynaud	4	7
Harrison Ingram	1	16
Brandon Angel	1	4
Max Murrell	1	2
Michael O'Connell	-	3
LED STANFORD IN ASSISTS (includes ties)	2022-23	CAREER
Harrison Ingram	6	21
Michael Jones	4	4
Michael O'Connell	2	32
Isa Silva	1	4
Spencer Jones	-	7
Maxime Raynaud	-	2
James Keefe	-	2
Max Murrell	-	1

2022-23 STANFORD TEAM HIGHS

Points	88, vs. Pacific (11-7-22)
FG made	33, vs. Green Bay (12-16-22)
FG att.	64, vs. Florida State (11-25-22)
FG%	60.4, vs. Pacific (11-7-22)
3-pt. FG made	14, vs. Cal Poly (11-18-22)
3-pt. FG att.	33, vs. Memphis (11-27-22)
FT made	22, twice
FT att.	34, vs. Pacific (11-7-22)
Rebounds	44, vs. Florida State (11-25-22)
Assists	18, three times
Steals	11, twice
Blocks	9, vs. Wisconsin (11-11-22)
Fewest Turnovers	9, vs. Ole Miss (11-24-22)
Fewest Fouls	13, twice
First Half pts.	47, vs. Cal Poly (11-18-22)
Second Half pts.	49, vs. Florida State (11-25-22)

2022-23 STANFORD TEAM LOWS

Points	48, vs. Memphis (11-27-22)
FG made	17, twice
FG att.	46, vs. Texas (12-18-22)
FG%	29.3, vs. Memphis (11-27-22)
3-pt. FG made	1, vs. Wisconsin (11-11-22)
3-pt. FG att.	13, vs. Loyola Chicago (12-22-22)
FT made	4, vs. Memphis (11-27-22)
FT att.	6, vs. Memphis (11-27-22)
Rebounds	24, vs. UCLA (12-1-22)
Assists	6, vs. Wisconsin (11-11-22)
Steals	3, vs. San Diego State (11-15-22)
Blocks	1, vs. Loyola Chicago (12-22-22)
Most Turnovers	18, vs. Texas (12-18-22)
Most Fouls	22, vs. Cal Poly (11-18-22)
First Half pts.	20, twice
Second Half pts.	28, vs. Memphis (11-27-22)

2022-23 OPPONENT TEAM HIGHS

Points	80, vs. UCLA (12-1-22)
FG made	32, vs. UCLA (12-1-22)
FG att.	67, vs. Pacific (11-7-22)
FG%	59.3, vs. UCLA (12-1-22)
3-pt. FG made	11, vs. Pacific (11-7-22)
3-pt. FG att.	30, vs. Pacific (11-7-22)
FT made	14, twice
FT att.	20, vs. Arizona State (12-4-22)
Rebounds	41, vs. Arizona State (12-4-22)
Assists	22, vs. Texas (12-18-22)
Steals	11, twice
Blocks	5, twice
Fewest Turnovers	8, vs. Texas (12-18-22)
Fewest Fouls	11, vs. Memphis (11-27-22)
First Half pts.	50, vs. UCLA (12-1-22)
Second Half pts.	46, vs. Pacific (11-7-22)

2022-23 OPPONENT TEAM LOWS

Points	40, vs. Green Bay (12-16-22)
FG made	12, vs. Cal Poly (11-18-22)
FG att.	43, vs. Cal Poly (11-18-22)
FG%	26.5, vs. Green Bay (12-16-22)
3-pt. FG made	4, three times
3-pt. FG att.	11, vs. Ole Miss (11-24-22)
FT made	7, vs. Loyola Chicago (12-22-22)
FT att.	9, vs. Loyola Chicago (12-22-22)
Rebounds	25, vs. Cal Poly (11-18-22)
Assists	5, vs. Cal Poly (11-18-22)
Steals	4, three times
Blocks	1, twice
Most Turnovers	27, vs. Green Bay (12-16-22)
Most Fouls	24, vs. Pacific (11-7-22)
First Half pts.	19, twice
Second Half pts.	21, vs. Green Bay (12-16-22)

THE LAST TIME - TEAM

Scored 100 points

Stanford	104, vs. UCLA (2-16-19)
Opponent	108, vs. Florida (11-23-17)

Scored less than 50 points

Stanford	48, vs. Memphis (11-27-22)
Opponent	43, vs. Cal Poly (11-18-22)

Scored less than 40 points

Stanford	39, at California (2-26-22)
Opponent	38, vs. Carroll College (12-27-15)

Overtime game

Stanford win	vs. Dartmouth (89-78 on 12-16-21)
Stanford loss	at Washington State (85-76 in 3OT on 2-20-21)

Double Overtime game

Stanford win	vs. UCLA (107-99 in 2OT on 1-4-18)
Stanford loss	at Washington State (85-76 in 3OT on 2-20-21)

Three or More Overtimes

Stanford win	at Oregon State (103-101 in 4OT on 1-7-12)
Stanford loss	at Washington State (85-76 in 3OT on 2-20-21)

40-point win

Stanford	Stanford 85, Green Bay 40 (12-16-22)
Opponent	Oregon State 81, Stanford 38 (1-11-82)

50-point win

Stanford	Stanford 111, Harvard 56 (11-9-07)
Opponent	never

60 points in a half

Stanford	63 (1st half), vs. Harvard (11-9-07)
Opponent	60 (2nd half), at USC (1-26-02)

Between 16-20 points in a half

Stanford	20 (1st half), vs. Memphis (11-27-22)
Opponent	20 (1st half), vs. Loyola Chicago (12-22-22)

15 points or less in a half

Stanford	12 (1st half), at California (2-26-22)
Opponent	15 (1st half), Washington State (2-28-19)

50 rebounds by a team

Stanford	51, vs. North Carolina A&T (11-23-21)
Opponent	51, Portland State (11-28-18)

12 or more three-pointers in a game

Stanford	14, vs. Cal Poly (11-18-22)
Opponent	15, vs. Arizona State (3-9-22)

10 or more steals in a game

Stanford	10, vs. Colorado (12-29-22)
Opponent	10, vs. Florida State (11-25-22)

25 turnovers in a game

Stanford	28, vs. Portland State (11-26-17)
Opponent	27, vs. Green Bay (12-16-22)

Five players scoring in double digits

Stanford	5, at Washington State (2-20-21)
Opponent	5, vs. Colorado (2-19-22)

More than five players scoring in double digits

Stanford	6, vs. Green Bay (11-13-15)
Opponent	6, at Colorado (3-2-17)

THE LAST TIME - INDIVIDUAL

Player recorded a double-double

Stanford	James Keefe (16 pts/10 reb), vs. Arizona State (3-9-22)
Opponent	Christian Koloko (21 pts/10 reb), at Arizona (3-3-22)

Two players recorded a double-double

Stanford	Oscar da Silva (17 pts/10 reb)/Ziaire Williams (12 pts/12 reb/10 ast), vs. Washington (1-7-21)
Opponent	Branden Carlsen (14 pts/12 rebs), Riley Battin (11 pts/10 rebs), at Utah (2-6-20)

Player recorded a triple-double

Stanford	Ziaire Williams (12 pts/12 reb/10 ast), vs. Washington (1-7-21)
Opponent	Kyle Weaver (14 pts/13 reb/10 ast), vs. Washington State (1-13-07)

Game decided by buzzer-beater

Stanford win	James Keefe, vs. Arizona State (3-9-22)
Stanford loss	Lamont Jones, vs. Arizona (2-27-10)

30 points

Stanford	Michael Jones (31), vs. Pacific (11-7-22)
Opponent	KJ Simpson (31), vs. Colorado (12-29-22)

40 points

Stanford	Casey Jacobsen (41), vs. Oregon (2-7-02)
Opponent	Darius McGhee (41), vs. Liberty (12-23-21)

Two players with 20 or more points

Stanford	Michael Jones (31)/Maxime Raynaud (22), vs. Pacific (11-7-22)
Opponent	Christian Koloko (24)/Benedict Mathurin (20), vs. Arizona (3-10-22)

Three players with 20 or more points

Stanford	Brown (21)/Randle (21)/Nastic (20), vs. Arizona State (1-24-15)
Opponent	Moore (25)/Brown (23)/Carmichael (21), vs. Illinois State (3-19-12)

No double-digit scorer

Stanford	vs. Arizona (1-20-22)
Opponent	vs. Carroll College (12-27-15)

12 field goals

Stanford	Oscar da Silva (12), at North Carolina A&T (12-6-20)
Opponent	Jaime Jaquez Jr. (12), vs. UCLA (12-1-22)

7 three-pointers

Stanford	Tyrell Terry (7) vs. Utah (2-26-20)
Opponent	Darius McGhee (7), vs. Liberty (12-23-21)

15 free throws

Stanford	Reid Travis (19), at Kansas (12-3-16)
Opponent	Jared Cunningham (15), vs. Oregon State (3-9-11)

15 rebounds

Stanford	Oscar da Silva (15), vs. Oregon (2-1-20)
Opponent	Jaden McDaniels (15), Washington (1-9-20)

20 rebounds

Stanford	Michael Humphrey (20), at Oklahoma State (3-19-18)
Opponent	Andre Roberson (20), at Colorado (1-24-13)

Three players with 10 or more rebounds

Stanford	Travis (12)/R. Allen (10)/Pickens (10), vs. Villanova (11-26-15)
Opponent	McCoy (12)/Bailey (11)/Johnson (10), vs. UCLA (1-17-98)

10 assists

Stanford	Ziaire Williams (10), vs. Washington (1-7-21)
Opponent	James Akinjo (11), at Baylor (11-20-21)



#1 ISA SILVA

Sophomore | Guard | 6-4 | 190

Sacramento, Calif. | Jesuit | Undeclared

Three things to know...

1: Consensus four-star recruit, rated No. 53 nationally by ESPN, No. 66 by 247Sports and No. 73 by Rivals

2: True point guard with an excellent feel for the game and high basketball IQ

3: Five relatives graduated from Stanford, and cousin, Josue, is a walk-on and former manager for the team. Grandfather, Rafael, had his oral history as a bracero immigrant archived at Stanford's Special Collections and University Archives

Career Accolades: N/A

Trending: Shot 50% from 3-point range as a freshman ... Started five games, averaging 5.2 points per game as a starter ... Season-high four assists, with no turnovers, against Green Bay (Dec. 16).

ESPN Events Invitational: 4.7 pts, 1.3 ast per game

SILVA'S CAREER HIGHS

Points.....12, at Santa Clara 11/12/21
FG.....5, at Santa Clara 11/12/21
FGA.....9, at Santa Clara 11/12/21
3FG.....2, three times
3FGA.....4, twice
FT.....3, vs. Memphis 11/27/22
FTA.....4, vs. Memphis 11/27/22
Rebounds.....4, three times
Assists.....5, vs. Valparaiso 11/17/21
Blocks.....1, three times
Steals.....3, twice
Minutes.....24, three times

SILVA'S SEASON HIGHS

Points.....8, vs. UCLA 12/1/22
FG.....3, twice
FGA.....8, vs. UCLA 12/1/22
3FG.....1, twice
3FGA.....4, vs. Memphis 11/27/22
FT.....3, vs. Memphis 11/27/22
FTA.....4, vs. Memphis 11/27/22
Rebounds.....4, vs. Cal Poly 11/18/22
Assists.....4, vs. Green Bay 12/16/22
Blocks.....
Steals.....1, five times
Minutes.....22, vs. UCLA 12/1/22

2022-23 GAME-BY-GAME

Opponent	Date	GS	Min	FG-FGA	Pct	3FG-FGA	Pct	FT-FTA	Pct	O/D/T	Avg	PF	FO	A/T	B	S	P	Avg
PACIFIC	11/07/22		16	0-0	.000	0-0	.000	0-0	.000	0/0/0	0.0	2	0	0/1	0	0	0	0.0
vs Wisconsin	11/11/22		12	1-1	1.000	0-0	.000	1-2	.500	0/0/0	0.0	4	0	0/1	0	1	3	1.5
SAN DIEGO ST.	11/15/22		16	2-5	.400	0-1	.000	1-1	1.000	0/0/0	0.0	3	0	2/2	0	0	5	2.7
CAL POLY	11/18/22	*	18	2-3	.667	0-1	.000	0-0	.000	0/4/4	1.0	3	0	2/1	0	1	4	3.0
vs Ole Miss	11/24/22	*	19	3-7	.429	0-0	.000	0-0	.000	0/0/0	0.8	2	0	2/2	0	1	6	3.6
vs Florida St.	11/25/22	*	18	1-2	.500	0-1	.000	0-0	.000	0/0/0	0.7	3	0	1/1	0	0	2	3.3
vs Memphis	11/27/22	*	16	1-5	.200	1-4	.250	3-4	.750	0/2/2	0.9	1	0	1/2	0	1	6	3.7
UCLA	12/01/22	*	22	3-8	.375	1-3	.333	1-2	.500	0/1/1	0.9	3	0	1/1	0	0	8	4.3
at Arizona St.	12/04/22		11	0-1	.000	0-0	.000	0-0	.000	0/0/0	0.8	4	0	1/3	0	0	0	3.8
GREEN BAY	12/16/22		15	0-3	.000	0-1	.000	2-2	1.000	0/1/1	0.8	0	0	4/0	0	1	2	3.6
vs Texas	12/18/22		3	0-1	.000	0-1	.000	0-0	.000	0/0/0	0.7	0	0	0/0	0	0	0	3.3
vs Loyola Chicago	12/22/22		10	1-2	.500	0-0	.000	0-0	.000	0/1/1	0.8	3	0	0/2	0	0	2	3.2
COLORADO	12/29/22		12	0-1	.000	0-0	.000	2-2	1.000	0/0/0	0.7	1	0	1/0	0	0	2	3.1

CAREER STATS

YEAR	GP	GS	MIN	AVG	FG	FGA	PCT	3-POINT			FT	FTA	PCT	REBOUNDING								BLK	STL	PTS	AVG
								FG	FGA	PCT				OFF	DEF	TOT	AVG	PF	FO	AST	TO				
2021-22	32	1	445	13.9	40	101	.396	19	38	.500	12	19	.632	7	28	35	1.1	49	0	38	52	3	20	111	3.5
2022-23	13	5	188	14.5	14	39	.359	2	12	.167	10	13	.769	0	9	9	0.7	29	0	15	16	0	5	40	3.1
TOTAL	45	6	633	14.1	54	140	.386	21	50	.420	22	32	.688	7	37	44	1.0	78	0	53	68	3	25	151	3.4



#2 ROY YUAN

Senior | Guard | 6-1 | 170

San Jose, Calif. | Saint Francis | Computer Science

Three things to know...

- 1: Started as a Stanford manager, elevated to the roster as a senior on Dec. 1, 2022
- 2: Son of Eric Yuan, the founder and CEO of Zoom
- 3: Scored over 1,000 points during his high school career at Harker High School and Saint Francis

Career Accolades: N/A

Trending: Made career debut against Green Bay (Dec. 16).

YUAN'S CAREER HIGHS

Points
FG
FGA 1, vs. Green Bay 12/16/22
3FG
3FGA
FT
FTA
Rebounds.....
Assists.....
Blocks.....
Steals.....
Minutes.....2, vs. Green Bay 12/16/22

YUAN'S SEASON HIGHS

Points
FG
FGA 1, vs. Green Bay 12/16/22
3FG
3FGA
FT
FTA
Rebounds.....
Assists.....
Blocks.....
Steals.....
Minutes.....2, vs. Green Bay 12/16/22

2022-23 GAME-BY-GAME

Opponent	Date	GS	Min	FG-FGA	Pct	3FG-FGA	Pct	FT-FTA	Pct	O/D/T	Avg	PF	FO	A/T	B	S	P	Avg
PACIFIC	11/07/22	DNP																
vs Wisconsin	11/11/22	DNP																
SAN DIEGO ST.	11/15/22	DNP																
CAL POLY	11/18/22	DNP																
vs Ole Miss	11/24/22	DNP																
vs Florida St.	11/25/22	DNP																
vs Memphis	11/27/22	DNP																
UCLA	12/01/22	DNP																
at Arizona St.	12/04/22	DNP																
GREEN BAY	12/16/22		2	0-1	.000	0-0	.000	0-0	.000	0/0/0	0.0	0	0	0/0	0	0	0	0.0
vs Texas	12/18/22	DNP																
vs Loyola Chicago	12/22/22	DNP																
COLORADO	12/29/22	DNP																

CAREER STATS

YEAR	GP	GS	MIN	AVG	FG	FGA	PCT	3-POINT			FT	FTA	PCT	REBOUNDING										PTS	AVG
								FG	FGA	PCT				OFF	DEF	TOT	AVG	PF	FO	AST	TO	BLK	STL		
2022-23	1	0	2	2.0	0	1	.000	0	0	.000	0	0	.000	0	0	0	0.0	0	0	0	0	0	0	0	0.0
TOTAL	1	0	2	2.0	0	1	.000	0	0	.000	0	0	.000	0	0	0	0.0	0	0	0	0	0	0	0	0.0



#3 JARVIS MOSS

Sophomore | Guard | 6-4 | 200

Concord, N.C. | Cannon School | Undeclared

Three things to know...

- 1: All-around guard and one of the best shooters in the 2021 recruiting class
- 2: Consensus three-star recruit, averaged 26 points per game as a senior for Cannon
- 3: Led Cannon to back-to-back NCASAA state championships

Career Accolades: N/A

Trending: Scored a career-best 10 points on 4-for-5 shooting and two triples against Green Bay (Dec. 16) ... Hit first career baskets against Memphis (Nov. 27) with a pair of 3-pointers.

MOSS' CAREER HIGHS

Points..... 10, vs. Green Bay 12/16/22
FG..... 4, vs. Green Bay 12/16/22
FGA..... 5, vs. Green Bay 12/16/22
3FG..... 2, twice
3FGA..... 3, vs. Green Bay 12/16/22
FT..... -
FTA..... -
Rebounds..... 3, vs. Cal Poly 11/18/22
Assists..... 1, twice
Blocks..... -
Steals..... -
Minutes..... 8, twice

MOSS' SEASON HIGHS

Points..... 10, vs. Green Bay 12/16/22
FG..... 4, vs. Green Bay 12/16/22
FGA..... 5, vs. Green Bay 12/16/22
3FG..... 2, twice
3FGA..... 3, vs. Green Bay 12/16/22
FT..... -
FTA..... -
Rebounds..... 3, vs. Cal Poly 11/18/22
Assists..... 1, vs. Cal Poly 11/18/22
Blocks..... -
Steals..... -
Minutes..... 8, twice

2022-23 GAME-BY-GAME

Opponent	Date	GS	Min	FG-FGA	Pct	3FG-FGA	Pct	FT-FTA	Pct	O/D/T	Avg	PF	FO	A/T	B	S	P	Avg
PACIFIC	11/07/22		8	0-3	.000	0-2	.000	0-0	.000	0/2/2	2.0	0	0	0/0	0	0	0	0.0
vs Wisconsin	11/11/22	DNP																
SAN DIEGO ST.	11/15/22	DNP																
CAL POLY	11/18/22		6	0-4	.000	0-2	.000	0-0	.000	1/2/3	2.5	1	0	1/0	0	0	0	0.0
vs Ole Miss	11/24/22	DNP																
vs Florida St.	11/25/22	DNP																
vs Memphis	11/27/22		5	2-3	.667	2-2	1.000	0-0	.000	0/0/0	1.7	0	0	0/0	0	0	6	2.0
UCLA	12/01/22	DNP																
at Arizona St.	12/04/22	DNP																
GREEN BAY	12/16/22		8	4-5	.800	2-3	.667	0-0	.000	0/1/1	1.5	0	0	0/0	0	0	10	4.0
vs Texas	12/18/22	DNP																
vs Loyola Chicago	12/22/22	DNP																
COLORADO	12/29/22	DNP																

CAREER STATS

YEAR	GP	GS	MIN	AVG	FG	FGA	PCT	3-POINT			FT	FTA	PCT	REBOUNDING							PF	FO	AST	TO	BLK	STL	PTS	AVG
								FG	FGA	PCT				OFF	DEF	TOT	AVG											
2021-22	5	0	13	2.6	0	7	.000	0	5	.000	0	0	.000	0	1	1	0.2	1	0	1	1	0	0	0	0	0	0.0	
2022-23	4	0	27	6.8	6	15	.400	4	9	.444	0	0	.000	1	5	6	1.5	1	0	1	0	0	0	16	4.0			
TOTAL	9	0	40	4.4	6	22	.273	4	14	.286	0	0	.000	1	6	7	0.8	2	0	2	1	0	0	16	1.8			



#5 MICHAEL O'CONNELL

Junior | Guard | 6-2 | 195

Mineola, N.Y. | Blair Academy (N.J.) | Economics

Three things to know...

1: First prospect since recruiting databases began to be rated a top-100 recruit in both basketball (247 Sports) and lacrosse (Inside Lacrosse) at the time of his signing.

2: Was committed to Maryland for lacrosse before electing to play basketball at Stanford

3: Ranks third in the Pac-12 among returning guards conference wide in assists per game (3.6).

Career Accolades: CoSIDA Academic All-District (2022) ... Pac-12 Freshman of the Week (Feb. 1, 2021) ... Pac-12 Academic Honor Roll (2022)

Trending: Four assists on opening day against Pacific (Nov. 7) ... Stanford is 11-3 in O'Connell's career when he has 5 or more assists ... Season-high 10 points against Loyola Chicago (Dec. 22), averaging 8.5 points per game over the last two games.

O'CONNELL'S CAREER HIGHS

Points 20, vs. USC 2/2/21
FG 7, twice
FGA 13, at Santa Clara 11/12/19
3FG 4, at Arizona 3/3/22
3FGA 6, at Arizona 3/3/22
FT 8, at Arizona State 1/30/21
FTA 8, twice
Rebounds 9, vs. California 2/7/21
Assists 8, twice
Blocks 1, four times
Steals 4, twice
Minutes 52, at Washington State 2/20/21

O'CONNELL'S SEASON HIGHS

Points 10, vs. Loyola Chicago 12/22/22
FG 3, five times
FGA 8, at Arizona State 12/4/22
3FG 1, twice
3FGA 3, twice
FT 4, vs. Loyola Chicago 12/22/22
FTA 4, vs. Loyola Chicago 12/22/22
Rebounds 5, vs. Wisconsin 11/11/22
Assists 4, vs. Pacific 11/7/22
Blocks -
Steals 3, vs. Colorado 12/29/22
Minutes 29, at Arizona State 12/4/22

ESPN Events Invitational: 4.0 pts, 1.7 reb, 1.0 ast per game

2022-23 GAME-BY-GAME

Opponent	Date	GS	Min	FG-FGA	Pct	3FG-FGA	Pct	FT-FTA	Pct	O/D/T	Avg	PF	FO	A/T	B	S	P	Avg
PACIFIC	11/07/22	*	25	3-5	.600	1-3	.333	2-2	1.000	0/2/2	2.0	2	0	4/2	0	1	9	9.0
vs Wisconsin	11/11/22	*	28	1-5	.200	0-1	.000	1-1	1.000	1/4/5	3.5	2	0	2/1	0	2	3	6.0
SAN DIEGO ST.	11/15/22	*	22	0-2	.000	0-2	.000	1-2	.500	1/1/2	3.0	4	0	1/2	0	1	1	4.3
CAL POLY	11/18/22		22	1-3	.333	0-0	.000	0-0	.000	1/1/2	2.8	1	0	2/2	0	2	2	3.8
vs Ole Miss	11/24/22		16	1-3	.333	0-1	.000	2-2	1.000	0/1/1	2.4	0	0	0/0	0	1	4	3.8
vs Florida St.	11/25/22		22	3-5	.600	0-1	.000	0-0	.000	0/4/4	2.7	1	0	3/4	0	1	6	4.2
vs Memphis	11/27/22		12	1-2	.500	0-1	.000	0-0	.000	0/0/0	2.3	1	0	0/4	0	0	2	3.9
UCLA	12/01/22		20	0-3	.000	0-0	.000	0-0	.000	0/1/1	2.1	0	0	2/1	0	1	0	3.4
at Arizona St.	12/04/22	*	29	2-8	.250	1-3	.333	2-2	1.000	1/0/1	2.0	0	0	3/1	0	1	7	3.8
GREEN BAY	12/16/22	*	15	3-3	1.000	0-0	.000	0-0	.000	1/3/4	2.2	2	0	1/1	0	0	6	4.0
vs Texas	12/18/22	*	22	1-3	.333	0-0	.000	1-1	1.000	1/3/4	2.4	0	0	3/1	0	0	3	3.9
vs Loyola Chicago	12/22/22	*	23	3-6	.500	0-0	.000	4-4	1.000	1/3/4	2.5	2	0	2/1	0	0	10	4.4
COLORADO	12/29/22	*	22	3-6	.500	0-0	.000	1-2	.500	0/3/3	2.5	2	0	0/3	0	3	7	4.6

CAREER STATS

YEAR	GP	GS	MIN	AVG	FG	FGA	PCT	3-POINT			FT	FTA	PCT	REBOUNDING				PF	FO	AST	TO	BLK	STL	PTS	AVG
								FG	FGA	PCT				OFF	DEF	TOT	AVG								
2020-21	25	18	666	26.6	59	126	.468	12	36	.333	37	47	.787	11	64	75	3.0	37	1	71	39	3	32	167	6.7
2021-22	31	30	822	26.5	86	229	.376	24	83	.289	23	40	.575	9	75	84	2.7	52	0	111	63	1	32	219	7.1
2022-23	13	8	278	21.4	22	54	.407	2	12	.167	14	16	.875	7	26	33	2.5	17	0	23	23	0	13	60	4.6
TOTAL	69	56	1766	25.6	167	409	.408	38	131	.290	74	103	.718	27	165	192	2.8	106	1	205	125	4	77	446	6.5



#10 MAX MURRELL

Junior | Forward | 6-9 | 225

Omaha, Neb. | Millard North | Computer Science

Three things to know...

1: 247Sports (#79) and Rivals (#116) four-star recruit. Ranked 14th and 23rd nationally at his position, respectively.

2: Reached Nebraska state championship game with Millard North. Broke school record for blocks in a game, season and career, and career field goal percentage.

3: Selected Stanford over Creighton, Iowa, Minnesota and TCU.

Career Accolades: Pac-12 Academic Honor Roll (2022)

Trending: Second on the team in 3-point percentage (45.0%, min. 10 attempts) ... Had 15 points and six rebounds against Cal Poly (Nov. 18) ... Led the nation in free throws made without a miss (16-for-16) as a freshman in 2020-21, is an 84.4% FT shooter for his career ... Averaging 1.0 blocks per game over the last six contests ... Shooting a slash of 50/45/83.

ESPN Events Invitational: 3.3 pts, 3.7 reb per game

MURRELL'S CAREER HIGHS

Points 18, vs. North Carolina A&T 11/23/21
FG 6, vs. North Carolina A&T 11/23/21
FGA 8, vs. North Carolina A&T 11/23/21
3FG 4, twice
3FGA 6, twice
FT 4, twice
FTA 6, at Washington 1/15/22
Rebounds 6, vs. Cal Poly 11/18/22
Assists 3, vs. Arizona 3/10/22
Blocks 3, at Arizona State 12/4/22
Steals 2, vs. Arizona 3/10/22
Minutes 21, three times

MURRELL'S SEASON HIGHS

Points 15, vs. Cal Poly 11/18/22
FG 4, vs. Cal Poly 11/18/22
FGA 7, twice
3FG 4, vs. Cal Poly 11/18/22
3FGA 6, at Arizona State 12/4/22
FT 3, vs. Cal Poly 11/18/22
FTA 4, vs. Cal Poly 11/18/22
Rebounds 6, vs. Cal Poly 11/18/22
Assists 2, vs. Green Bay 12/16/22
Blocks 3, at Arizona State 12/4/22
Steals 1, six times
Minutes 21, vs. Cal Poly 11/18/22

2022-23 GAME-BY-GAME

Opponent	Date	GS	Min	FG-FGA	Pct	3FG-FGA	Pct	FT-FTA	Pct	O/D/T	Avg	PF	FO	A/T	B	S	P	Avg
PACIFIC	11/07/22	15	0-0	.000	0-0	.000	2-2	1.000	0/3/3	3.0	0	0	1/2	0	1	2	2.0	
vs Wisconsin	11/11/22	4	0-0	.000	0-0	.000	2-3	.667	0/0/0	1.5	1	0	0/0	0	0	2	2.0	
SAN DIEGO ST.	11/15/22	11	2-2	1.000	1-1	1.000	0-0	.000	1/0/1	1.3	1	0	0/1	1	0	5	3.0	
CAL POLY	11/18/22	21	4-7	.571	4-5	.800	3-4	.750	1/5/6	2.5	2	0	1/0	0	1	15	6.0	
vs Ole Miss	11/24/22	18	1-4	.250	0-1	.000	0-0	.000	0/5/5	3.0	3	0	1/0	0	1	2	5.2	
vs Florida St.	11/25/22	9	0-1	.000	0-1	.000	2-2	1.000	1/0/1	2.7	1	0	1/0	0	0	2	4.7	
vs Memphis	11/27/22	18	2-5	.400	2-4	.500	0-0	.000	1/4/5	3.0	0	0	0/1	0	1	6	4.9	
UCLA	12/01/22	17	0-0	.000	0-0	.000	0-0	.000	1/0/1	2.8	0	0	0/0	1	0	0	4.3	
at Arizona St.	12/04/22	18	2-7	.286	1-6	.167	0-0	.000	0/4/4	2.9	2	0	1/0	3	1	5	4.3	
GREEN BAY	12/16/22	18	3-4	.750	0-1	.000	1-1	1.000	0/1/1	2.7	0	0	2/0	2	0	7	4.6	
vs Texas	12/18/22	9	1-1	1.000	1-1	1.000	0-0	.000	0/0/0	2.5	1	0	0/0	0	1	3	4.5	
vs Loyola Chicago	12/22/22	9	1-1	1.000	0-0	.000	0-0	.000	0/1/1	2.3	1	0	0/0	0	0	2	4.3	
COLORADO	12/29/22	3	0-0	.000	0-0	.000	0-0	.000	0/0/0	2.2	1	0	0/0	0	0	0	3.9	

CAREER STATS

YEAR	GP	GS	MIN	AVG	FG	FGA	PCT	3-POINT			FT	FTA	PCT	REBOUNDING				PF	FO	AST	TO	BLK	STL	PTS	AVG
								FG	FGA	PCT				OFF	DEF	TOT	AVG								
2020-21	21	0	166	7.9	15	30	.500	2	9	.222	16	16	1.000	5	13	18	0.9	17	0	4	11	7	5	48	2.3
2021-22	32	5	319	10.0	26	86	.302	13	56	.232	12	17	.706	8	26	34	1.1	25	0	13	17	13	6	77	2.4
2022-23	13	0	170	13.1	16	32	.500	9	20	.450	10	12	.833	5	23	28	2.2	13	0	7	4	7	6	51	3.9
TOTAL	66	5	655	9.9	57	148	.385	24	85	.282	38	45	.844	18	62	80	1.2	55	0	24	32	27	17	176	2.7



#11 RYAN AGARWAL

Freshman | Guard | 6-6 | 190

Coppell, Texas | Coppell | Undeclared

Three things to know...

1: One of three Division I college basketball players of Indian descent, along with Ishaan Jagiasi (Penn State) and Amaan Sandhu (Monmouth)

2: Four-star wing by Rivals and ESPN, once rated as high as No. 84 nationally by Rivals

3: One of the top 3-point shooters in the 2022 recruiting class

Career Accolades: N/A

Trending: Leads Pac-12 in 3-point percentage (54.5%) ... Career-high 11 points vs. Green Bay (Dec. 16) ... Shooting 60 percent from 3-point range in Pac-12 play, ranks third in 3-pointers made... One of two players shooting at least 50 percent from 3-point range with at least one make per game, along with UCLA's David Singleton ... Shooting 58.8 percent from deep over the last six games and 63.6 percent over the last four.

AGARWAL'S CAREER HIGHS

Points..... 11, vs. Green Bay 12/16/22
FG..... 4, vs. Green Bay 12/16/22
FGA..... 6, twice
3FG..... 3, twice
3FGA..... 5, twice
FT..... -
FTA..... 1, vs. Loyola Chicago 12/22/22
Rebounds..... 2, vs. Green Bay 12/16/22
Assists..... 1, three times
Blocks..... -
Steals..... 1, four times
Minutes..... 16, vs. Green Bay 12/16/22

AGARWAL'S SEASON HIGHS

Points..... 11, vs. Green Bay 12/16/22
FG..... 4, vs. Green Bay 12/16/22
FGA..... 6, twice
3FG..... 3, twice
3FGA..... 5, twice
FT..... -
FTA..... 1, vs. Loyola Chicago 12/22/22
Rebounds..... 2, vs. Green Bay 12/16/22
Assists..... 1, three times
Blocks..... -
Steals..... 1, four times
Minutes..... 16, vs. Green Bay 12/16/22

2022-23 GAME-BY-GAME

Opponent	Date	GS	Min	FG-FGA	Pct	3FG-FGA	Pct	FT-FTA	Pct	O/D/T	Avg	PF	FO	A/T	B	S	P	Avg
PACIFIC	11/07/22		6	0-2	.000	0-2	.000	0-0	.000	0/1/1	1.0	0	0	0/2	0	1	0	0.0
vs. Wisconsin	11/11/22	DNP																
SAN DIEGO ST.	11/15/22	DNP																
CAL POLY	11/18/22		15	3-5	.600	2-3	.667	0-0	.000	0/1/1	1.0	2	0	1/1	0	0	8	4.0
vs Ole Miss	11/24/22		3	0-0	.000	0-0	.000	0-0	.000	0/0/0	0.7	0	0	0/0	0	0	0	2.7
vs Florida St.	11/25/22		2	0-0	.000	0-0	.000	0-0	.000	0/1/1	0.8	0	0	0/0	0	0	0	2.0
vs Memphis	11/27/22	DNP																
UCLA	12/01/22		15	3-6	.500	2-5	.400	0-0	.000	0/1/1	0.8	1	0	1/0	0	1	8	3.2
at Arizona St.	12/04/22		4	1-1	1.000	1-1	1.000	0-0	.000	0/0/0	0.7	0	0	0/2	0	0	3	3.2
GREEN BAY	12/16/22		16	4-6	.667	3-5	.600	0-0	.000	0/2/2	0.9	0	0	0/0	0	1	11	4.3
vs Texas	12/18/22		5	0-0	.000	0-0	.000	0-0	.000	0/0/0	0.8	1	0	0/0	0	1	0	3.8
vs Loyola Chicago	12/22/22		11	1-2	.500	1-2	.500	0-1	.000	0/0/0	0.7	1	0	1/1	0	0	3	3.7
COLORADO	12/29/22		11	3-4	.750	3-4	.750	0-0	.000	0/1/1	0.7	0	0	0/1	0	0	9	4.2

CAREER STATS

YEAR	GP	GS	MIN	AVG	FG	FGA	PCT	3-POINT			FT	FTA	PCT	REBOUNDING							PF	FO	AST	TO	BLK	STL	PTS	AVG
								FG	FGA	PCT				OFF	DEF	TOT	AVG											
2022-23	10	0	88	8.8	15	26	.577	12	22	.545	0	1	.000	0	7	7	0.7	5	0	3	7	0	4	42	4.2			
TOTAL	10	0	88	8.8	15	26	.577	12	22	.545	0	1	.000	0	7	7	0.7	5	0	3	7	0	4	42	4.2			



#13 MICHAEL JONES

Graduate Student | Guard | 6-5 | 205

Woodbury, Minn. | Woodbury | Davidson | M.S. Statistics

Three things to know...

1: First graduate transfer in Stanford men's basketball history

2: Ended Davidson career ranked fifth in program history in 3-point percentage (40.3 %, minimum 120 made)

3: One of two returners in college basketball to have scored 400 points while shooting at least 46 percent from the floor, 42 percent from 3-point range and 84 percent from the free throw line (Isiah Mosley, Missouri) last season

Career Accolades: N/A

Trending: Scored a career-high 31 points in his Stanford debut against Pacific (Nov. 7), marking the best debut by a Stanford player on record. First 30-point game by a Stanford player since Jan. 4, 2021 (Oscar da Silva vs. Oregon State), and tied for the most in a single game by a Pac-12 player this season (along with Colorado's KJ Simpson) ... Reached NCAA Tournament with 10-seed Davidson in 2022 ... Eight steals over last five games (1.6 spg), one of four players averaging at least one steal per game this season.

JONES' CAREER HIGHS

Points..... 31, vs. Pacific 11/7/22
FG..... 9, twice
FGA..... 15, vs. Pacific 11/7/22
3FG..... 8, at Richmond 1/24/22
3FGA..... 12, vs. George Mason 1/25/20
FT..... 10, vs. Pacific 11/7/22
FTA..... 12, vs. Pacific 11/7/22
Rebounds..... 7, at Rhode Island 2/12/22
Assists..... 8, vs. East Carolina 11/21/21
Blocks..... 2, five times
Steals..... 3, five times
Minutes..... 41, at George Washington 1/29/20

JONES' SEASON HIGHS

Points..... 31, vs. Pacific 11/7/22
FG..... 9, vs. Pacific 11/7/22
FGA..... 15, vs. Pacific 11/7/22
3FG..... 3, vs. Pacific 11/7/22
3FGA..... 9, vs. Florida State 11/25/22
FT..... 10, vs. Pacific 11/7/22
FTA..... 12, vs. Pacific 11/7/22
Rebounds..... 5, vs. Pacific 11/7/22
Assists..... 5, vs. UCLA 12/1/22
Blocks..... 2, vs. Wisconsin 11/11/22
Steals..... 3, twice
Minutes..... 35, vs. Pacific 11/7/22

ESPN Events Invitational: 5.7 pts, 2.3 reb, 2.0 ast per game

2022-23 GAME-BY-GAME

Opponent	Date	GS	Min	FG-FGA	Pct	3FG-FGA	Pct	FT-FTA	Pct	O/D/T	Avg	PF	FO	A/T	B	S	P	Avg
PACIFIC	11/07/22	*	35	9-15	.600	3-8	.375	10-12	.833	0/5/5	5.0	2	0	3/0	0	1	31	31.0
vs Wisconsin	11/11/22	*	33	3-7	.429	0-2	.000	3-5	.600	1/3/4	4.5	2	0	1/2	2	0	9	20.0
SAN DIEGO ST.	11/15/22	*	27	0-4	.000	0-1	.000	0-1	.000	0/3/3	4.0	3	0	3/2	0	1	0	13.3
CAL POLY	11/18/22		20	4-6	.667	3-5	.600	4-5	.800	0/2/2	3.5	0	0	1/1	1	0	15	13.8
vs Ole Miss	11/24/22		25	2-7	.286	0-4	.000	3-3	1.000	0/4/4	3.6	1	0	4/1	0	0	7	12.4
vs Florida St.	11/25/22		25	3-11	.273	1-9	.111	3-4	.750	0/1/1	3.2	1	0	0/0	0	2	10	12.0
vs Memphis	11/27/22		25	0-7	.000	0-7	.000	0-0	.000	1/1/2	3.0	3	0	2/0	0	1	0	10.3
UCLA	12/01/22		27	3-9	.333	2-7	.286	2-3	.667	0/3/3	3.0	0	0	5/1	0	0	10	10.3
at Arizona St.	12/04/22		25	4-10	.400	2-6	.333	2-2	1.000	1/2/3	3.0	4	0	1/1	0	3	12	10.4
GREEN BAY	12/16/22		19	1-4	.250	1-4	.250	0-1	.000	1/2/3	3.0	3	0	2/1	0	3	3	9.7
vs Texas	12/18/22		28	5-10	.500	2-5	.400	5-7	.714	1/2/3	3.0	0	0	1/0	0	1	17	10.4
vs Loyola Chicago	12/22/22		24	4-6	.667	1-2	.500	3-4	.750	0/2/2	2.9	2	0	1/1	0	0	12	10.5
COLORADO	12/29/22		31	1-6	.167	0-1	.000	3-4	.750	0/2/2	2.8	2	0	4/1	0	1	5	10.1

CAREER STATS

YEAR	GP	GS	MIN	AVG	FG	FGA	PCT	3-POINT			FT	FTA	PCT	REBOUNDING				PF	FO	AST	TO	BLK	STL	PTS	AVG
								FG	FGA	PCT				OFF	DEF	TOT	AVG								
2019-20	26	21	591	22.7	50	112	.446	39	92	.424	8	12	.667	12	34	46	1.8	31	0	24	15	5	17	147	5.7
2020-21	22	1	381	17.3	41	86	.477	16	52	.308	14	22	.636	14	26	40	1.8	26	0	26	10	2	15	112	5.1
2021-22	34	34	1056	31.0	129	280	.461	69	164	.421	75	89	.843	19	104	123	3.6	57	0	66	36	10	33	402	11.8
2022-23	13	3	344	26.5	39	102	.382	15	61	.246	38	51	.745	5	32	37	2.8	23	0	28	11	3	13	131	10.1
TOTAL	95	59	2381	24.9	259	580	.447	139	369	.377	135	174	.776	50	196	246	2.6	137	0	144	72	20	76	792	8.3



#14 SPENCER JONES

Senior | Forward | 6-7 | 225

Roeland Park, Kan. | Bishop Miege | Management Science & Engineering

Three things to know...

1: Elite shooter on the wing, great defender. One of the best forwards in the Pac-12.

2: Committed to Stanford two weeks after first recruiting call.

3: He was one of six players league-wide last season, and is one of two returners, to earn both all-conference and all-defense honors

Career Accolades: 2022-23 Preseason All-Pac-12 first team ... 2022 All-Pac-12 honorable mention ... 2022 Pac-12 All-Defense honorable mention ... 2021 Diamond Head Classic All-Tournament Team ... 2022 Pac-12 Tournament All-Tournament Team.

Trending: 6th all-time in made 3-pointers at Stanford (208). 10 away from tying for fifth (Anthony Brown '15) ... 50th member of program's 1,000-point club, currently ranks 49th in program history in scoring ... In double figures eight of the last 10 games ... 2.4 steals + blocks) per game, 2.0 offensive rebounds per game ... 3.0 offensive rebounds per game in Pac-12 play, which is second-best in the league ... 80 career blocks, three away from 15th in program history (currently Lawrence Hill '09) ... Averaged 27.0 points per game at the 2022 Pac-12 Tournament, finished 2021-22 with seven 20-point outings. Has eight career 20-point games.

ESPN Events Invitational: 10.3 pts, 3.0 reb, 1.7 ast per game

2022-23 GAME-BY-GAME

Opponent	Date	GS	Min	FG-FGA	Pct	3FG-FGA	Pct	FT-FTA	Pct	O/D/T	Avg	PF	FO	A/T	B	S	P	Avg
PACIFIC	11/07/22	DNP																
vs Wisconsin	11/11/22		20	3-9	.333	0-5	.000	2-2	1.000	1/3/4	4.0	2	0	1/2	4	1	8	8.0
SAN DIEGO ST.	11/15/22		26	4-15	.267	2-7	.286	5-7	.714	3/3/6	5.0	1	0	1/0	3	1	15	11.5
CAL POLY	11/18/22	*	20	4-9	.444	2-5	.400	0-0	.000	3/2/5	5.0	3	0	0/0	0	0	10	11.0
vs Ole Miss	11/24/22	*	33	5-9	.556	3-4	.750	0-0	.000	2/0/2	4.3	0	0	2/2	1	1	13	11.5
vs Florida St.	11/25/22	*	29	4-13	.308	0-6	.000	0-0	.000	2/3/5	4.4	1	0	1/1	1	1	8	10.8
vs Memphis	11/27/22	*	29	4-11	.364	2-5	.400	0-0	.000	1/1/2	4.0	3	0	2/4	0	1	10	10.7
UCLA	12/01/22	*	29	7-10	.700	3-5	.600	1-2	.500	2/1/3	3.9	2	0	1/4	0	2	18	11.7
at Arizona St.	12/04/22	*	27	3-13	.231	1-6	.167	6-7	.857	6/0/6	4.1	5	1	0/1	1	0	13	11.9
GREEN BAY	12/16/22	*	19	4-7	.571	1-3	.333	1-2	.500	0/2/2	3.9	2	0	1/3	1	2	10	11.7
vs Texas	12/18/22	*	30	4-11	.364	2-5	.400	0-0	.000	1/6/7	4.2	3	0	0/1	3	0	10	11.5
vs Loyola Chicago	12/22/22	*	29	2-11	.182	0-4	.000	0-0	.000	2/1/3	4.1	1	0	2/1	1	1	4	10.8
COLORADO	12/29/22	*	31	7-16	.438	3-9	.333	8-8	1.000	1/5/6	4.3	4	0	0/0	2	2	25	12.0

JONES' CAREER HIGHS

Points.....28, vs. Arizona 3/10/22
FG.....12, vs. Arizona 3/10/22
FGA.....18, vs. Arizona 3/10/22
3FG.....6, twice
3FGA.....12, vs. Arizona State 3/9/22
FT.....8, vs. Colorado 12/29/22
FTA.....8, vs. Colorado 12/29/22
Rebounds.....8, four times
Assists.....4, three times
Blocks.....4, vs. Wisconsin 11/11/22
Steals.....4, vs. Washington 2/6/22
Minutes.....47, at Washington State 2/20/21

JONES' SEASON HIGHS

Points.....25, vs. Colorado 12/29/22
FG.....7, twice
FGA.....16, vs. Colorado 12/29/22
3FG.....3, three times
3FGA.....9, vs. Colorado 12/29/22
FT.....8, vs. Colorado 12/29/22
FTA.....8, vs. Colorado 12/29/22
Rebounds.....7, vs. Texas 12/18/22
Assists.....2, twice
Blocks.....4, vs. Wisconsin 11/11/22
Steals.....2, three times
Minutes.....33, vs. Ole Miss 11/24/22

CAREER STATS

YEAR	GP	GS	MIN	AVG	FG	FGA	PCT	3-POINT						REBOUNDING											
								FG	FGA	PCT	FT	FTA	PCT	OFF	DEF	TOT	AVG	PF	FO	AST	TO	BLK	STL	PTS	AVG
2019-20	32	29	913	28.5	93	221	.421	81	188	.431	16	23	.696	16	85	101	3.2	59	0	27	27	28	19	283	8.8
2020-21	26	25	735	28.3	72	173	.416	46	124	.371	22	33	.667	21	80	101	3.9	81	1	27	31	17	32	212	8.2
2021-22	31	31	827	26.7	136	287	.474	62	165	.376	39	52	.750	52	86	138	4.5	80	1	35	45	18	27	373	12.0
2022-23	12	10	322	26.8	51	134	.381	19	64	.297	23	28	.821	24	27	51	4.3	27	1	11	19	17	12	144	12.0
TOTAL	101	95	2797	27.7	352	815	.432	208	541	.384	100	136	.735	113	278	391	3.9	247	3	100	122	80	90	1012	10.0



#15 BENNY GEALER

Freshman | Guard | 6-1 | 160

San Pedro, Calif. | Rolling Hills Prep | Undeclared

Three things to know...

1: Won the gold medal with Team USA at the 2022 Maccabi Games in Israel

2: 3-star recruit at point guard from Rivals

3: Valedictorian at Rolling Hills Prep with a 4.8 GPA

Career Accolades: N/A

Trending: Made career debut against Green Bay (Dec. 16), with three points and three assists ... Scored five points with two assists against Texas (Dec. 18) ... 3-for-5 from 3-point range to start his career.

GEALER'S CAREER HIGHS

Points 5, vs. Texas 12/18/22
FG 2, vs. Texas 12/18/22
FGA 2, twice
3FG 1, three times
3FGA 2, vs. Green Bay 12/16/22
FT -
FTA -
Rebounds 2, vs. Green Bay 12/16/22
Assists 3, vs. Green Bay 12/16/22
Blocks -
Steals 1, twice
Minutes 11, twice

GEALER'S SEASON HIGHS

Points 5, vs. Texas 12/18/22
FG 2, vs. Texas 12/18/22
FGA 2, twice
3FG 1, three times
3FGA 2, vs. Green Bay 12/16/22
FT -
FTA -
Rebounds 2, vs. Green Bay 12/16/22
Assists 3, vs. Green Bay 12/16/22
Blocks -
Steals 1, twice
Minutes 11, twice

2022-23 GAME-BY-GAME

Opponent	Date	GS	Min	FG-FGA	Pct	3FG-FGA	Pct	FT-FTA	Pct	O/D/T	Avg	PF	FO	A/T	B	S	P	Avg
PACIFIC	11/07/22	DNP																
vs. Wisconsin	11/11/22	DNP																
SAN DIEGO ST.	11/15/22	DNP																
CAL POLY	11/18/22	DNP																
vs Ole Miss	11/24/22	DNP																
vs Florida St.	11/25/22	DNP																
vs Memphis	11/27/22	DNP																
UCLA	12/01/22	DNP																
at Arizona St.	12/04/22	DNP																
GREEN BAY	12/16/22		11	1-2	.500	1-2	.500	0-0	.000	0/2/2	2.0	1	0	3/1	0	1	3	3.0
vs Texas	12/18/22		11	2-2	1.000	1-1	1.000	0-0	.000	0/1/1	1.5	2	0	2/3	0	0	5	4.0
vs Loyola Chicago	12/22/22		5	1-1	1.000	1-1	1.000	0-0	.000	1/0/1	1.3	0	0	0/1	0	0	3	3.7
COLORADO	12/29/22		6	0-1	.000	0-1	.000	0-0	.000	0/0/0	1.0	0	0	0/1	0	1	0	2.8

CAREER STATS

YEAR	GP	GS	MIN	AVG	FG	FGA	PCT	3-POINT			FT	FTA	PCT	REBOUNDING								PF	FO	AST	TO	BLK	STL	PTS	AVG
								FG	FGA	PCT				OFF	DEF	TOT	AVG												
2022-23	4	0	33	8.3	4	6	.667	3	5	.600	0	0	.000	1	3	4	1.0	3	0	5	6	0	2	11	2.8				
TOTAL	4	0	33	8.3	4	6	.667	3	5	.600	0	0	.000	1	3	4	1.0	3	0	5	6	0	2	11	2.8				



#21 NEAL BEGOVICH

Redshirt Junior | Forward | 6-9 | 230

San Francisco, Calif. | St. Ignatius College Prep | Economics

Three things to know...

1: Surprised with a scholarship for the 2022-23 season after spending his first three as a walk-on

2: Two brothers graduated from Stanford, including Daniel, who played on the basketball team with him from 2019-22

3: Switched jersey number from 0 to 21, previously worn by Daniel, to honor his late father, Dan, who played basketball at Cal

Career Accolades: Pac-12 Academic Honor Roll (2021, 2022) ... NABC Honors Court (2022)

Trending: Made season debut Nov. 18 against Cal Poly, scored two points ... Had two points and two assists against Green Bay (Dec. 16)

BEGOVIDH'S CAREER HIGHS

Points 3, at North Carolina A&T 12/6/20

FG 1, six times

FGA 4, vs. Cal Poly 11/18/22

3FG 1, at North Carolina A&T 12/6/20

3FGA 2, vs. Cal Poly 11/18/22

FT -

FTA -

Rebounds 1, three times

Assists 2, vs. Green Bay 12/16/22

Blocks -

Steals 1, vs. Green Bay 12/16/22

Minutes 5, twice

BEGOVIDH'S SEASON HIGHS

Points 2, twice

FG 1, twice

FGA 4, vs. Cal Poly 11/18/22

3FG -

3FGA 2, vs. Cal Poly 11/18/22

FT -

FTA -

Rebounds 1, vs. Cal Poly 11/18/22

Assists 2, vs. Green Bay 12/16/22

Blocks -

Steals 1, vs. Green Bay 12/16/22

Minutes 5, twice

2022-23 GAME-BY-GAME

Opponent	Date	GS	Min	FG-FGA	Pct	3FG-FGA	Pct	FT-FTA	Pct	O/D/T	Avg	PF	FO	A/T	B	S	P	Avg
PACIFIC	11/07/22	DNP																
vs. Wisconsin	11/11/22	DNP																
SAN DIEGO ST.	11/15/22	DNP																
CAL POLY	11/18/22		5	1-4	.250	0-2	.000	0-0	.000	0/1/1	1.0	1	0	0/0	0	0	2	2.0
vs Ole Miss	11/24/22	DNP																
vs Florida St.	11/25/22	DNP																
vs Memphis	11/27/22	DNP																
UCLA	12/01/22	DNP																
at Arizona St.	12/04/22	DNP																
GREEN BAY	12/16/22		5	1-2	.500	0-0	.000	0-0	.000	0/0/0	0.5	0	0	2/0	0	1	2	2.0
vs Texas	12/18/22	DNP																
vs Loyola Chicago	12/22/22	DNP																
COLORADO	12/29/22	DNP																

CAREER STATS

YEAR	GP	GS	MIN	AVG	FG	FGA	PCT	3-POINT			FT	FTA	PCT	REBOUNDING							PTS	AVG		
								FG	FGA	PCT				OFF	DEF	TOT	AVG	PF	FO	AST			TO	BLK
2020-21	3	0	7	2.3	3	3	1.000	1	1	1.000	0	0	.000	0	1	1	0.3	0	0	0	0	0	7	2.3
2021-22	4	0	11	2.8	1	2	.500	0	1	.000	0	0	.000	0	1	1	0.3	2	0	0	0	0	2	0.5
2022-23	2	0	10	5.0	2	6	.333	0	2	.000	0	0	.000	0	1	1	0.5	1	0	2	0	0	4	2.0
TOTAL	9	0	28	3.1	6	11	.545	1	4	.250	0	0	.000	0	3	3	0.3	3	0	2	0	0	13	1.4



#22 JAMES KEEFE

Senior | Forward | 6-9 | 240

Los Angeles, Calif. | Loyola | Economics

Three things to know...

1: Physical rim-running forward, tireless worker. Can defend both post positions.

2: Son of Adam Keefe, a nine-year NBA veteran and Stanford's all-time leading rebounder (1,119) and third-leading scorer (2,319), and Kristin Klein Keefe, an Olympian and four-time All-American on the Stanford volleyball team. Older sisters Caitlin and Michaela, class of 2020, played for Stanford's volleyball team, and won three national titles. Youngest sister, Kerry, is a freshman on the volleyball team at Duke.

3: Spent the summer as a private equity summer analyst at KKR

Career Accolades: CoSIDA Academic All-District (2022) ... Pac-12 Academic Honor Roll (2021, 2022) ... NABC Honors Court (2022)

Trending: First-career double-double, including buzzer-beater for the win with 16 points and 10 rebounds, against Arizona State in the first round of the 2022 Pac-12 Tournament ... Shooting 66.7 percent from the floor ... Multiple offensive rebounds in six of the past 11 games, averages 1.5 offensive rebounds per game this season ... Season-high 14 points against Loyola Chicago (Dec. 22), averaging 8.3 points per game over the last four games ... Co-leads team with 1.0 steals per game.

ESPN Events Invitational: 4.0 pts, 5.3 reb, 1.0 ast per game

2022-23 GAME-BY-GAME

Opponent	Date	GS	Min	FG-FGA	Pct	3FG-FGA	Pct	FT-FTA	Pct	O/D/T	Avg	PF	FO	A/T	B	S	P	Avg
PACIFIC	11/07/22	*	19	2-2	1.000	0-0	.000	3-9	.333	0/2/2	2.0	1	0	2/1	0	1	7	7.0
vs Wisconsin	11/11/22	*	16	1-2	.500	0-0	.000	0-0	.000	0/4/4	3.0	2	0	1/4	0	1	2	4.5
SAN DIEGO ST.	11/15/22	*	24	3-5	.600	0-0	.000	3-5	.600	3/1/4	3.3	2	0	0/2	0	0	9	6.0
CAL POLY	11/18/22	*	15	3-3	1.000	0-0	.000	1-2	.500	3/4/7	4.3	3	0	0/2	0	2	7	6.3
vs Ole Miss	11/24/22	*	20	3-5	.600	0-0	.000	1-1	1.000	1/1/2	3.8	3	0	1/0	0	0	7	6.4
vs Florida St.	11/25/22	*	25	2-2	1.000	0-0	.000	0-3	.000	3/5/8	4.5	1	0	2/0	0	1	4	6.0
vs Memphis	11/27/22	*	22	0-2	.000	0-0	.000	1-2	.500	2/4/6	4.7	1	0	0/0	3	0	1	5.3
UCLA	12/01/22	*	24	3-4	.750	0-0	.000	3-5	.600	4/3/7	5.0	1	0	4/0	0	1	9	5.8
at Arizona St.	12/04/22	*	21	1-2	.500	0-0	.000	0-0	.000	0/6/6	5.1	3	0	1/0	0	1	2	5.3
GREEN BAY	12/16/22	*	16	2-3	.667	0-0	.000	4-4	1.000	2/6/8	5.4	3	0	2/3	0	1	8	5.6
vs Texas	12/18/22	*	20	3-4	.750	0-0	.000	2-4	.500	0/2/2	5.1	3	0	2/4	0	1	8	5.8
vs Loyola Chicago	12/22/22	*	26	7-9	.778	0-0	.000	0-1	.000	1/7/8	5.3	2	0	1/1	0	3	14	6.5
COLORADO	12/29/22	*	23	0-2	.000	0-0	.000	3-4	.750	1/3/4	5.2	2	0	0/1	3	1	3	6.2

KEEFE'S CAREER HIGHS

Points17, vs. Washington 2/6/22
FG 7, three times
FGA 9, twice
3FG -
3FGA1, vs. Arizona 3/10/22
FT 6, vs. Arizona State 1/22/22
FTA 9, vs. Pacific 11/7/22
Rebounds 11, vs. California 2/1/22
Assists 4, twice
Blocks 3, three times
Steals3, vs. Loyola Chicago 12/22/22
Minutes32, vs. Dartmouth 12/16/21

KEEFE'S SEASON HIGHS

Points 14, vs. Loyola Chicago 12/22/22
FG 7, vs. Loyola Chicago 12/22/22
FGA 9, vs. Loyola Chicago 12/22/22
3FG -
3FGA -
FT 4, vs. Green Bay 12/16/22
FTA 9, vs. Pacific 11/7/22
Rebounds 8, three times
Assists4, vs. UCLA 12/1/22
Blocks3, twice
Steals3, vs. Loyola Chicago 12/22/22
Minutes26, vs. Loyola Chicago 12/22/22

CAREER STATS

YEAR	GP	GS	MIN	AVG	FG	FGA	PCT	3-POINT			FT	FTA	PCT	REBOUNDING										PTS	AVG
								FG	FGA	PCT				OFF	DEF	TOT	AVG	PF	FO	AST	TO	BLK	STL		
2019-20	30	0	272	9.1	27	51	.529	0	0	.000	12	32	.375	16	44	60	2.0	42	0	4	11	7	5	66	2.2
2020-21	24	0	182	7.6	9	26	.346	0	0	.000	12	20	.600	14	28	42	1.8	18	0	6	7	3	4	30	1.3
2021-22	30	24	611	20.4	63	105	.600	0	1	.000	34	56	.607	57	86	143	4.8	50	1	20	21	11	11	160	5.3
2022-23	13	9	271	20.8	30	45	.667	0	0	.000	21	40	.525	20	48	68	5.2	27	0	16	18	6	13	81	6.2
TOTAL	97	33	1336	13.8	129	227	.568	0	1	.000	79	148	.534	107	206	313	3.2	137	1	46	57	27	33	337	3.5



#23 BRANDON ANGEL

Junior | Forward | 6-8 | 240

San Diego, Calif. | Torrey Pines | Economics

Three things to know...

1: 247Sports four-star recruit (#123). Top-25 rated forward nationally

2: Elite shooter who can line up at either forward position. Chose Stanford over California and Wisconsin

3: Ranked fourth in the Pac-12 as a sophomore in scoring off the bench

Career Accolades: Pac-12 Academic Honor Roll (2022)

Trending: Leads Pac-12 in free throw percentage (92.9%) ... Earned first start of his career in the season opener against Pacific (Nov. 7) ... Led the team with 14 points in Milwaukee against Wisconsin (Nov. 11) ... Scored a career-high 22 points vs. Florida State (Nov. 25) ... Nine steals in last nine games ... Six double-digit scoring outputs.

ESPN Events Invitational: 9.0 pts, 5.7 reb, 1.3 ast, 1.0 stl per game

ANGEL'S CAREER HIGHS

Points..... 22, vs. Florida State 11/25/22
FG..... 8, vs. Florida State 11/25/22
FGA..... 15, vs. Florida State 11/25/22
3FG..... 4, at Arizona State 3/5/22
3FGA..... 7, vs. Utah 2/17/22
FT..... 7, vs. Arizona State 1/22/22
FTA..... 7, vs. Arizona State 1/22/22
Rebounds..... 10, at Oregon 2/10/22
Assists..... 4, at Arizona State 12/4/22
Blocks..... 2, vs. Green Bay 12/16/22
Steals..... 3, twice
Minutes..... 31, twice

ANGEL'S SEASON HIGHS

Points..... 22, vs. Florida State 11/25/22
FG..... 8, vs. Florida State 11/25/22
FGA..... 15, vs. Florida State 11/25/22
3FG..... 2, twice
3FGA..... 5, vs. Wisconsin 11/11/22
FT..... 6, vs. Texas 12/18/22
FTA..... 6, vs. Texas 12/18/22
Rebounds..... 8, vs. Florida State 11/25/22
Assists..... 4, at Arizona State 12/4/22
Blocks..... 2, vs. Green Bay 12/16/22
Steals..... 3, vs. UCLA 12/1/22
Minutes..... 31, twice

2022-23 GAME-BY-GAME

Opponent	Date	GS	Min	FG-FGA	Pct	3FG-FGA	Pct	FT-FTA	Pct	O/D/T	Avg	PF	FO	A/T	B	S	P	Avg
PACIFIC	11/07/22	*	24	4-4	1.000	2-2	1.000	0-0	.000	0/2/2	2.0	4	0	1/2	0	0	10	10.0
vs Wisconsin	11/11/22	*	31	5-11	.455	1-5	.200	3-4	.750	1/2/3	2.5	4	0	0/1	0	0	14	12.0
SAN DIEGO ST.	11/15/22	*	28	3-5	.600	0-2	.000	3-4	.750	1/3/4	3.0	2	0	1/3	0	0	9	11.0
CAL POLY	11/18/22	*	17	1-3	.333	0-1	.000	0-0	.000	1/1/2	2.8	2	0	1/3	0	0	2	8.8
vs Ole Miss	11/24/22	*	21	1-4	.250	1-4	.250	0-0	.000	0/4/4	3.0	0	0	2/1	0	1	3	7.6
vs Florida St.	11/25/22	*	31	8-15	.533	2-4	.500	4-4	1.000	4/4/8	3.8	2	0	2/1	0	2	22	10.0
vs Memphis	11/27/22	*	22	1-6	.167	0-4	.000	0-0	.000	1/4/5	4.0	3	0	0/0	0	0	2	8.9
UCLA	12/01/22	*	12	1-2	.500	1-1	1.000	2-2	1.000	1/0/1	3.6	3	0	0/5	0	3	5	8.4
at Arizona St.	12/04/22	*	17	0-1	.000	0-0	.000	0-0	.000	1/4/5	3.8	0	0	4/2	0	0	0	7.4
GREEN BAY	12/16/22	*	18	4-9	.444	0-2	.000	2-2	1.000	2/3/5	3.9	3	0	1/1	2	0	10	7.7
vs Texas	12/18/22	*	30	2-7	.286	1-3	.333	6-6	1.000	1/2/3	3.8	3	0	3/1	1	1	11	8.0
vs Loyola Chicago	12/22/22	*	26	1-6	.167	0-2	.000	2-2	1.000	0/6/6	4.0	3	0	2/2	0	0	4	7.7
COLORADO	12/29/22	*	23	3-4	.750	0-1	.000	4-4	1.000	2/2/4	4.0	3	0	1/3	0	2	10	7.8

CAREER STATS

YEAR	GP	GS	MIN	AVG	FG	FGA	PCT	3-POINT			FT	FTA	PCT	REBOUNDING					PF	FO	AST	TO	BLK	STL	PTS	AVG
								FG	FGA	PCT				OFF	DEF	TOT	AVG									
2020-21	17	0	154	9.1	11	36	.306	5	20	.250	4	4	1.000	2	18	20	1.2	19	0	4	10	1	4	31	1.8	
2021-22	32	0	636	19.9	86	183	.470	30	84	.357	45	56	.804	24	70	94	2.9	66	0	21	34	4	11	247	7.7	
2022-23	13	13	300	23.1	34	77	.442	8	31	.258	26	28	.929	15	37	52	4.0	32	0	18	25	3	9	102	7.8	
TOTAL	62	13	1090	17.6	131	296	.443	43	135	.319	75	88	.852	41	125	166	2.7	117	0	43	69	8	24	380	6.1	



#24 JAYLEN THOMPSON

Freshman | Forward | 6-8 | 195

Oakland, Calif. | Southern California Academy | Undeclared

Three things to know...

- 1: Consensus four-star recruit, rated as high as No. 67 by 247Sports
- 2: Elite athlete, switchable defender who can guard multiple positions
- 3: Selected Stanford over USC, Arizona, Arizona State, Harvard, Cal and Washington

Career Accolades: N/A

Trending: N/A

THOMPSON'S CAREER HIGHS

Points -
FG -
FGA -
3FG -
3FGA -
FT -
FTA -
Rebounds -
Assists -
Blocks -
Steals -
Minutes -

THOMPSON'S SEASON HIGHS

Points -
FG -
FGA -
3FG -
3FGA -
FT -
FTA -
Rebounds -
Assists -
Blocks -
Steals -
Minutes -

2022-23 GAME-BY-GAME

Opponent	Date	GS	Min	FG-FGA	Pct	3FG-FGA	Pct	FT-FTA	Pct	O/D/T	Avg	PF	FO	A/T	B	S	P	Avg
PACIFIC	11/07/22	DNP																
vs. Wisconsin	11/11/22	DNP																
SAN DIEGO ST.	11/15/22	DNP																
CAL POLY	11/18/22	DNP																
vs Ole Miss	11/24/22	DNP																
vs Florida St.	11/25/22	DNP																
vs Memphis	11/27/22	DNP																
UCLA	12/01/22	DNP																
at Arizona St.	12/04/22	DNP																
GREEN BAY	12/16/22	DNP																
vs Texas	12/18/22	DNP																
vs Loyola Chicago	12/22/22	DNP																
COLORADO	12/29/22	DNP																

CAREER STATS

YEAR	GP	GS	MIN	AVG	FG	FGA	PCT	3-POINT			FT	FTA	PCT	REBOUNDING										PTS	AVG
								FG	FGA	PCT				OFF	DEF	TOT	AVG	PF	FO	AST	TO	BLK	STL		
2022-23	0	0	0	0.0	0	0	.000	0	0	.000	0	0	.000	0	0	0	0.0	0	0	0	0	0	0	0	0.0
TOTAL	0	0	0	0.0	0	0	.000	0	0	.000	0	0	.000	0	0	0	0.0	0	0	0	0	0	0	0	0.0



#25 JOSUE GIL-SILVA

Senior | Guard | 6-1 | 185

Salinas, Calif. | Alisal | Mechanical Engineering

Three things to know...

1: Started as a Stanford manager, elevated to the roster as a senior on Dec. 1, 2022

2: Cousin of sophomore guard Isa Silva.

3: 1,000 point scorer at Alisal High School

Career Accolades: N/A

Trending: Made career debut against Green Bay (Dec. 16).

GIL-SILVA'S CAREER HIGHS

Points
FG
FGA
3FG
3FGA
FT
FTA
Rebounds.....
Assists.....
Blocks.....
Steals.....
Minutes.....2, vs. Green Bay 12/16/22

GIL-SILVA'S SEASON HIGHS

Points
FG
FGA
3FG
3FGA
FT
FTA
Rebounds.....
Assists.....
Blocks.....
Steals.....
Minutes.....2, vs. Green Bay 12/16/22

2022-23 GAME-BY-GAME

Opponent	Date	GS	Min	FG-FGA	Pct	3FG-FGA	Pct	FT-FTA	Pct	O/D/T	Avg	PF	FO	A/T	B	S	P	Avg
PACIFIC	11/07/22	DNP																
vs Wisconsin	11/11/22	DNP																
SAN DIEGO ST.	11/15/22	DNP																
CAL POLY	11/18/22	DNP																
vs Ole Miss	11/24/22	DNP																
vs Florida St.	11/25/22	DNP																
vs Memphis	11/27/22	DNP																
UCLA	12/01/22	DNP																
at Arizona St.	12/04/22	DNP																
GREEN BAY	12/16/22		2	0-0	.000	0-0	.000	0-0	.000	0/0/0	0.0	1	0	0/0	0	0	0	0.0
vs Texas	12/18/22	DNP																
vs Loyola Chicago	12/22/22	DNP																
COLORADO	12/29/22	DNP																

CAREER STATS

YEAR	GP	GS	MIN	AVG	FG	FGA	PCT	3-POINT			FT	FTA	PCT	REBOUNDING					PF	FO	AST	TO	BLK	STL	PTS	AVG
								FG	FGA	PCT				OFF	DEF	TOT	AVG									
2022-23	1	0	2	2.0	0	0	.000	0	0	.000	0	0	.000	0	0	0	0.0	1	0	0	0	0	0	0	0	0.0
TOTAL	1	0	2	2.0	0	0	.000	0	0	.000	0	0	.000	0	0	0	0.0	1	0	0	0	0	0	0	0	0.0



#42 MAXIME RAYNAUD

Sophomore | Forward | 7-1 | 250

Paris, France | Lycee Henri IV | Undeclared

Three things to know...

1: Played for Espoirs Nanterre before Stanford, where he averaged 12.8 points and 8.7 rebounds per game. Can stretch his game to the 3-point line. Teammate of projected 2023 NBA top pick Victor Wembanyama.

2: Part of French national team system. Won a silver medal at the FIBA U16 European Championships in 2019 in Italy.

3: Attended the prestigious Lycee Henri IV in Paris, interested in astrophysics

Career Accolades: N/A

Trending: Scored a career-high 22 points on 9-of-11 shooting in the season-opener against Pacific (Nov. 7) ... Ranks 8th in Pac-12 play in field goal percentage (62.5%) ... Second on the team in rebounds ... Third on the team in scoring during Pac-12 play.

ESPN Events Invitational: 4.3 pts, 7.0 reb, 1.0 ast per game

RAYNAUD'S CAREER HIGHS

Points..... 22, vs. Pacific 11/7/22
FG..... 9, vs. Pacific 11/7/22
FGA..... 11, vs. Pacific 11/7/22
3FG..... 2, vs. Cal Poly 11/18/22
3FGA..... 3, twice
FT..... 3, vs. Pacific 11/7/22
FTA..... 5, vs. Pacific 11/7/22
Rebounds.....10, at Santa Clara 11/12/21
Assists.....4, at Santa Clara 11/12/21
Blocks.....2, four times
Steals.....2, three times
Minutes..... 24, twice

RAYNAUD'S SEASON HIGHS

Points..... 22, vs. Pacific 11/7/22
FG..... 9, vs. Pacific 11/7/22
FGA..... 11, vs. Pacific 11/7/22
3FG..... 2, vs. Cal Poly 11/18/22
3FGA..... 3, twice
FT..... 3, vs. Pacific 11/7/22
FTA..... 5, vs. Pacific 11/7/22
Rebounds..... 9, twice
Assists..... 2, vs. Florida State 11/25/22
Blocks.....2, three times
Steals.....2, twice
Minutes.....24, vs. Wisconsin 11/11/22

2022-23 GAME-BY-GAME

Opponent	Date	GS	Min	FG-FGA	Pct	3FG-FGA	Pct	FT-FTA	Pct	O/D/T	Avg	PF	FO	A/T	B	S	P	Avg
PACIFIC	11/07/22		21	9-11	.818	1-1	1.000	3-5	.600	2/7/9	9.0	2	0	1/2	2	0	22	22.0
vs Wisconsin	11/11/22		24	1-4	.250	0-1	.000	1-2	.500	0/6/6	7.5	1	0	0/2	1	0	3	12.5
SAN DIEGO ST.	11/15/22		14	3-5	.600	0-1	.000	1-2	.500	1/2/3	6.0	1	0	0/1	0	0	7	10.7
CAL POLY	11/18/22		22	4-6	.667	2-3	.667	0-1	.000	1/3/4	5.5	1	0	1/0	1	0	10	10.5
vs Ole Miss	11/24/22		20	1-6	.167	0-3	.000	0-0	.000	1/4/5	5.4	1	0	0/1	2	0	2	8.8
vs Florida St.	11/25/22		14	3-4	.750	0-0	.000	0-0	.000	3/4/7	5.7	1	0	2/2	0	0	6	8.3
vs Memphis	11/27/22		18	2-4	.500	1-1	1.000	0-0	.000	4/5/9	6.1	0	0	1/1	0	2	5	7.9
UCLA	12/01/22	*	14	1-3	.333	0-1	.000	0-0	.000	0/2/2	5.6	4	0	0/0	1	2	2	7.1
at Arizona St.	12/04/22	*	19	5-7	.714	0-2	.000	0-0	.000	0/5/5	5.6	0	0	0/2	1	1	10	7.4
GREEN BAY	12/16/22	*	18	3-6	.500	0-1	.000	0-0	.000	2/3/5	5.5	2	0	0/2	2	1	6	7.3
vs Texas	12/18/22	*	12	0-1	.000	0-0	.000	0-0	.000	0/3/3	5.3	1	0	0/3	0	0	0	6.6
vs Loyola Chicago	12/22/22		12	2-4	.500	1-1	1.000	1-1	1.000	0/3/3	5.1	3	0	1/1	0	0	6	6.6
COLORADO	12/29/22		14	4-6	.667	0-0	.000	0-0	.000	4/2/6	5.2	3	0	1/0	0	0	8	6.7

CAREER STATS

YEAR	GP	GS	MIN	AVG	FG	FGA	PCT	3-POINT			FT	FTA	PCT	REBOUNDING				PF	FO	AST	TO	BLK	STL	PTS	AVG
								FG	FGA	PCT				OFF	DEF	TOT	AVG								
2021-22	29	5	349	12.0	53	98	.541	11	26	.423	14	26	.538	35	76	111	3.8	41	1	22	32	6	5	131	4.5
2022-23	13	4	222	17.1	38	67	.567	5	15	.333	6	11	.545	18	49	67	5.2	20	0	7	17	10	6	87	6.7
TOTAL	42	9	571	13.6	91	165	.552	16	41	.390	20	37	.541	53	125	178	4.2	61	1	29	49	16	11	218	5.2



#55 HARRISON INGRAM

Sophomore | Forward | 6-7 | 230

Dallas, Texas | St. Mark's | Undeclared

Three things to know...

1: Reigning Pac-12 Freshman of the Year, Stanford's first to win the honor since Casey Jacobsen in 2000

2: Consensus five-star recruit, rated No. 12 nationally by Rivals, No. 16 by 247Sports and No. 20 by ESPN. Ninth McDonald's All-American in program history

3: Won a gold medal at the FIBA U19 World Cup with the United States, where head coach Jerod Haase was an assistant coach

Career Accolades: 2022-23 Preseason All-Pac-12 first team ... 2023 Julius Erving Small Forward of the Year watch list ... 2023 Naismith Trophy watch list ... 2023 Wooden Award watch list ... 2022 Pac-12 Freshman of the Year ... 2022 All-Pac-12 honorable mention ... 2022 Pac-12 All-Freshman Team ... 2022 Preseason All-Pac-12 honorable mention ... 2022 Julius Erving Small Forward of the Year Top-10 Finalist ... Six-time Pac-12 Freshman of the Week (Nov. 15, Dec. 13, Dec. 20, Dec. 27, Jan. 31, Feb. 14) ... Stanford Athletic Board Conference Athlete of the Year (2022)

INGRAM'S CAREER HIGHS

Points.....24, vs. Ole Miss 11/24/22
FG.....8, vs. San Jose State 11/15/21
FGA.....15, vs. Dartmouth 12/16/21
3FG.....3, four times
3FGA.....7, four times
FT.....9, vs. Ole Miss 11/24/22
FTA.....10, twice
Rebounds.....11, vs. San Jose State 11/15/21
Assists.....9, at Oregon State 2/12/22
Blocks.....2, twice
Steals.....3, three times
Minutes.....38, twice

INGRAM'S SEASON HIGHS

Points.....24, vs. Ole Miss 11/24/22
FG.....6, vs. Ole Miss 11/24/22
FGA.....14, at Arizona State 12/4/22
3FG.....3, vs. Ole Miss 11/24/22
3FGA.....5, three times
FT.....9, vs. Ole Miss 11/24/22
FTA.....10, vs. Ole Miss 11/24/22
Rebounds.....8, vs. Wisconsin 11/11/22
Assists.....8, vs. Cal Poly 11/18/22
Blocks.....2, vs. Wisconsin 11/11/22
Steals.....3, at Arizona State 12/4/22
Minutes.....33, vs. Memphis 11/27/22

Trending: Nation's only rising sophomore to have averaged at least 10 points, six rebounds and three assists per game last season as a freshman ... Tallied a career-best 24 points against Ole Miss (Nov. 24) ... Led Stanford in scoring during eight-game stretch from Nov. 24-Dec. 22 with 11.1 points per game.

ESPN Events Invitational: 14.7 pts, 5.3 reb, 2.0 ast per game. Ranked fifth in the tournament in scoring, second in made free throws.

2022-23 GAME-BY-GAME

Opponent	Date	GS	Min	FG-FGA	Pct	3FG-FGA	Pct	FT-FTA	Pct	O/D/T	Avg	PF	FO	A/T	B	S	P	Avg
PACIFIC	11/07/22	*	31	2-6	.333	1-4	.250	2-4	.500	2/4/6	6.0	2	0	6/4	1	0	7	7.0
vs Wisconsin	11/11/22	*	32	2-8	.250	0-2	.000	2-4	.500	2/6/8	7.0	2	0	1/3	2	0	6	6.5
SAN DIEGO ST.	11/15/22	*	32	4-9	.444	1-3	.333	2-2	1.000	0/4/4	6.0	2	0	2/3	0	0	11	8.0
CAL POLY	11/18/22	*	19	2-6	.333	1-2	.500	0-0	.000	1/3/4	5.5	3	0	8/1	0	1	5	7.3
vs Ole Miss	11/24/22	*	25	6-12	.500	3-5	.600	9-10	.900	2/2/4	5.2	3	0	2/2	0	0	24	10.6
vs Florida St.	11/25/22	*	25	3-11	.273	0-4	.000	4-7	.571	1/5/6	5.3	2	0	0/4	1	0	10	10.5
vs Memphis	11/27/22	*	33	4-13	.308	2-5	.400	0-0	.000	2/4/6	5.4	3	0	4/3	1	1	10	10.4
UCLA	12/01/22	*	20	3-8	.375	0-5	.000	0-0	.000	0/1/1	4.9	1	0	1/2	1	1	6	9.9
at Arizona St.	12/04/22	*	29	5-14	.357	0-3	.000	2-3	.667	3/2/5	4.9	1	0	5/3	1	3	12	10.1
GREEN BAY	12/16/22	*	18	3-6	.500	1-2	.500	0-0	.000	0/1/1	4.5	2	0	0/1	1	0	7	9.8
vs Texas	12/18/22	*	30	2-6	.333	1-2	.500	0-1	.000	2/4/6	4.6	2	0	4/2	1	0	5	9.4
vs Loyola Chicago	12/22/22	*	25	5-8	.625	1-1	1.000	4-5	.800	1/4/5	4.7	0	0	3/1	0	1	15	9.8
COLORADO	12/29/22	*	24	0-5	.000	0-2	.000	1-2	.500	2/0/2	4.5	0	0	1/3	0	0	1	9.2

CAREER STATS

YEAR	GP	GS	MIN	AVG	FG	FGA	PCT	3-POINT						REBOUNDING											
								FG	FGA	PCT	FT	FTA	PCT	OFF	DEF	TOT	AVG	PF	FO	AST	TO	BLK	STL	PTS	AVG
2021-22	32	30	995	31.1	119	307	.388	36	115	.313	63	95	.663	58	156	214	6.7	54	0	97	72	8	30	337	10.5
2022-23	13	13	343	26.4	41	112	.366	11	40	.275	26	38	.684	18	40	58	4.5	23	0	37	32	9	7	119	9.2
TOTAL	45	43	1338	29.7	160	419	.382	47	155	.303	89	133	.669	76	196	272	6.0	77	0	134	104	17	37	456	10.1



2022-23 Stanford Men's Basketball
Team Game-by-Game
All games

Page 1/1
as of Dec 30, 2022

			Total		3-Pointers		Free throws		Rebounds											
Opponent	Date	Score	FG-FGA	PCT	3FG-3FGA	PCT	FT-FTA	PCT	OFF	DEF	TOT	AVG	PF	A	TO	BLK	STL	PTS	AVG	
Pacific	11/07/2022	88-78	W	29-48	.604	8-22	.364	22-34	.647	6	30	36	36.0	15	18	16	3	5	88	88.0
vs Wisconsin	11/11/2022	50-60	L	17-47	.362	1-16	.063	15-23	.652	7	31	38	37.0	20	6	16	9	5	50	69.0
San Diego St.	11/15/2022	62-74	L	21-52	.404	4-18	.222	16-24	.667	12	20	32	35.3	19	10	17	4	3	62	66.7
Cal Poly	11/18/2022	80-43	W	29-59	.492	14-29	.483	8-12	.667	12	30	42	37.0	22	18	13	2	7	80	70.0
vs Ole Miss	11/24/2022	68-72	L	23-57	.404	7-22	.318	15-16	.938	7	23	30	35.6	13	14	9	3	5	68	69.6
vs Florida St.	11/25/2022	70-60	W	27-64	.422	3-26	.115	13-20	.650	16	28	44	37.0	13	12	14	2	7	70	69.7
vs Memphis	11/27/2022	48-56	L	17-58	.293	10-33	.303	4-6	.667	15	26	41	37.6	15	10	15	4	7	48	66.6
UCLA	12/01/2022	66-80	L	24-53	.453	9-27	.333	9-14	.643	11	13	24	35.9	15	15	17	3	11	66	66.5
at Arizona St.	12/04/2022	64-68	L	23-64	.359	6-27	.222	12-14	.857	13	24	37	36.0	19	16	15	6	10	64	66.2
Green Bay	12/16/2022	85-40	W	33-61	.541	9-24	.375	10-12	.833	9	27	36	36.0	19	18	13	8	11	85	68.1
vs Texas	12/18/2022	62-72	L	20-46	.435	8-18	.444	14-19	.737	7	25	32	35.6	16	15	18	5	5	62	67.5
vs Loyola Chicago	12/22/2022	75-62	W	28-56	.500	5-13	.385	14-18	.778	8	28	36	35.7	18	13	13	1	5	75	68.2
Colorado	12/29/2022	70-73	L	21-51	.412	6-18	.333	22-26	.846	10	20	30	35.2	18	8	14	5	10	70	68.3
Total		888		312-716	.436	90-293	.307	174-238	.731	133	325	458	35.2	222	173	190	55	91	888	68.3
Opponents		838		308-716	.430	81-261	.310	141-197	.716	103	306	409	31.5	229	158	180	36	88	838	64.5

Stanford Averages

Games Played	Points/game	FG Pct	3FG Pct	FT Pct	Rebounds/game	Assists/game	Turnovers/game	Assist/Turnover ratio	Steals/game	Blocks/game
13	68.3	43.6	30.7	73.1	35.2	13.3	14.6	0.9	7.0	4.2



2022-23 Stanford Men's Basketball Opponents Game-by-Game All games

Page 1/1
as of Dec 30, 2022

				Total		3-Pointers		Free throws		Rebounds											
Opponent	Date	Score		FG-FGA	PCT	3FG-3FGA	PCT	FT-FTA	PCT	OFF	DEF	TOT	AVG	PF	A	TO	BLK	STL	PTS	AVG	
Pacific	11/07/2022	88-78	W	28-67	.418	11-30	.367	11-14	.786	9	22	31	31.0	24	11	12	2	7	78	78.0	
vs Wisconsin	11/11/2022	50-60	L	22-59	.373	5-20	.250	11-18	.611	9	23	32	31.5	20	9	9	4	11	60	69.0	
San Diego St.	11/15/2022	62-74	L	26-51	.510	8-21	.381	14-18	.778	3	24	27	30.0	21	15	11	2	9	74	70.7	
Cal Poly	11/18/2022	80-43	W	12-43	.279	6-23	.261	13-18	.722	5	20	25	28.8	17	5	16	1	4	43	63.8	
vs Ole Miss	11/24/2022	68-72	L	29-58	.500	4-11	.364	10-15	.667	8	27	35	30.0	14	14	11	2	6	72	65.4	
vs Florida St.	11/25/2022	70-60	W	21-48	.438	6-20	.300	12-18	.667	3	23	26	29.3	18	13	15	5	10	60	64.5	
vs Memphis	11/27/2022	48-56	L	21-54	.389	6-18	.333	8-11	.727	7	28	35	30.1	11	14	10	4	7	56	63.3	
UCLA	12/01/2022	66-80	L	32-54	.593	6-14	.429	10-11	.909	7	21	28	29.9	17	13	16	2	4	80	65.4	
at Arizona St.	12/04/2022	64-68	L	25-57	.439	4-23	.174	14-20	.700	11	30	41	31.1	16	15	17	4	11	68	65.7	
Green Bay	12/16/2022	85-40	W	13-49	.265	4-21	.190	10-16	.625	13	21	34	31.4	17	7	27	1	4	40	63.1	
vs Texas	12/18/2022	62-72	L	28-62	.452	8-21	.381	8-11	.727	11	22	33	31.5	14	22	8	5	5	72	63.9	
vs Loyola Chicago	12/22/2022	75-62	W	24-58	.414	7-23	.304	7-9	.778	7	22	29	31.3	21	9	12	2	5	62	63.8	
Colorado	12/29/2022	70-73	L	27-56	.482	6-16	.375	13-18	.722	10	23	33	31.5	19	11	16	2	5	73	64.5	
Total		838		308-716	.430	81-261	.310	141-197	.716	103	306	409	31.5	229	158	180	36	88	838	64.5	
Stanford		888		312-716	.436	90-293	.307	174-238	.731	133	325	458	35.2	222	173	190	55	91	888	68.3	

Opponents Averages

Games Played	Points/game	FG Pct	3FG Pct	FT Pct	Rebounds/game	Assists/game	Turnovers/game	Assist/Turnover ratio	Steals/game	Blocks/game
13	64.5	43.0	31.0	71.6	31.5	12.2	13.8	0.9	6.8	2.8



2022-23 Stanford Men's Basketball Combined Team Statistics All games

Page 1/1
as of Dec 30, 2022

Game Records

Record	Overall	Home	Away	Neutral
ALL GAMES	5-8	3-3	0-1	2-4
CONFERENCE	0-3	0-2	0-1	0-0
NON-CONFERENCE	5-5	3-1	0-0	2-4

Score by Periods

Team	1st	2nd	OT	TOT
Stanford	398	490	0	888
Opponents	390	448	0	838

Team Box Score

No. Player					Total		3-Point		F-Throw		Rebounds													
		GP-GS	MIN	AVG	FG-FGA	FG%	3FG-3FGA	3FG%	FT-FTA	FT%	OFF	DEF	TOT	AVG	PF	DQ	A	TO	BLK	STL	PTS	AVG		
14	JONES, Spencer	12-10	321:23	26.8	51-134	.381	19-64	.297	23-28	.821	24	27	51	4.3	27	1	11	19	17	12	144	12.0		
13	JONES, Michael	13-3	342:23	26.3	39-102	.382	15-61	.246	38-51	.745	5	32	37	2.8	23	0	28	11	3	13	131	10.1		
55	INGRAM, Harrison	13-13	343:21	26.4	41-112	.366	11-40	.275	26-38	.684	18	40	58	4.5	23	0	37	32	9	7	119	9.2		
23	ANGEL, Brandon	13-13	297:60	22.9	34-77	.442	8-31	.258	26-28	.929	15	37	52	4.0	32	0	18	25	3	9	102	7.8		
42	RAYNAUD, Maxime	13-4	224:43	17.3	38-67	.567	5-15	.333	6-11	.545	18	49	67	5.2	20	0	7	17	10	6	87	6.7		
22	KEEFE, James	13-9	271:10	20.9	30-45	.667	0-0	.000	21-40	.525	20	48	68	5.2	27	0	16	18	6	13	81	6.2		
5	O'CONNELL, Michael	13-8	278:45	21.4	22-54	.407	2-12	.167	14-16	.875	7	26	33	2.5	17	0	23	23	0	13	60	4.6		
11	AGARWAL, Ryan	10-0	88:47	8.9	15-26	.577	12-22	.545	0-1	.000	0	7	7	0.7	5	0	3	7	0	4	42	4.2		
3	MOSS, Jarvis	4-0	27:53	7.0	6-15	.400	4-9	.444	0-0	.000	1	5	6	1.5	1	0	1	0	0	0	16	4.0		
10	MURRELL, Max	13-0	170:26	13.1	16-32	.500	9-20	.450	10-12	.833	5	23	28	2.2	13	0	7	4	7	6	51	3.9		
1	SILVA, Isa	13-5	186:09	14.3	14-39	.359	2-12	.167	10-13	.769	0	9	9	0.7	29	0	15	16	0	5	40	3.1		
15	GEALER, Benny	4-0	32:54	8.2	4-6	.667	3-5	.600	0-0	.000	1	3	4	1.0	3	0	5	6	0	2	11	2.8		
21	BEGOVICH, Neal	2-0	10:26	5.2	2-6	.333	0-2	.000	0-0	.000	0	1	1	0.5	1	0	2	0	0	1	4	2.0		
25	GIL-SILVA, Josue	1-0	01:50	1.8	0-0	.000	0-0	.000	0-0	.000	0	0	0	0.0	1	0	0	0	0	0	0	0.0		
2	YUAN, Roy	1-0	01:50	1.8	0-1	.000	0-0	.000	0-0	.000	0	0	0	0.0	0	0	0	0	0	0	0	0.0		
Team											19	18	37					12						
Total		13	2600		312-716	.436	90-293	.307	174-238	.731	133	325	458	35.2	222	1	173	190	55	91	888	68.3		
Opponents		13	2600		308-716	.430	81-261	.310	141-197	.716	103	306	409	31.5	229	2	158	180	36	88	838	64.5		

Team Statistics

	STAN	OPP
Scoring	888	838
Points per game	68.3	64.5
Scoring margin	+3.8	-
Field goals-att	312-716	308-716
Field goal pct	.436	.430
3 point fg-att	90-293	81-261
3-point FG pct	.307	.310
3-pt FG made per game	6.9	6.2
Free throws-att	174-238	141-197
Free throw pct	.731	.716
F-Throws made per game	13.4	10.8
Rebounds	458	409
Rebounds per game	35.2	31.5
Rebounding margin	+3.8	-
Assists	173	158
Assists per game	13.3	12.2
Turnovers	190	180
Turnovers per game	14.6	13.8
Turnover margin	-0.8	-
Assist/turnover ratio	0.9	0.9
Steals	91	88
Steals per game	7.0	6.8
Blocks	55	36
Blocks per game	4.2	2.8
Winning streak	0	-
Home win streak	0	-
Attendance	19659	7243
Home games-Avg/Game	6-3277	1-7243
Neutral site-Avg/Game	-	6-4372

Team Results

Date	Opponent		Score	Att.
11/07/2022	Pacific	W	88-78	3380
11/11/2022	vs Wisconsin	L	50-60	17927
11/15/2022	San Diego St.	L	62-74	3945
11/18/2022	Cal Poly	W	80-43	2263
11/24/2022	vs Ole Miss	L	68-72	1211
11/25/2022	vs Florida St.	W	70-60	1108
11/27/2022	vs Memphis	L	48-56	0
12/01/2022	UCLA	L	66-80	4848
12/04/2022	at Arizona St.	L	64-68	7243
12/16/2022	Green Bay	W	85-40	2583
12/18/2022	vs Texas	L	62-72	4700
12/22/2022	vs Loyola Chicago	W	75-62	1287
12/29/2022	Colorado	L	70-73	2640



2022-23 Stanford Men's Basketball Combined Team Statistics In Conference games

Page 1/1
as of Dec 30, 2022

Game Records

Record	Overall	Home	Away	Neutral
ALL GAMES	0-3	0-2	0-1	0-0
CONFERENCE	0-3	0-2	0-1	0-0
NON-CONFERENCE	0-0	0-0	0-0	0-0

Score by Periods

Team	1st	2nd	OT	TOT
Stanford	87	113	0	200
Opponents	115	106	0	221

Team Box Score

No. Player					Total		3-Point		F-Throw		Rebounds														
		GP-GS	MIN	AVG	FG-FGA	FG%	3FG-3FGA	3FG%	FT-FTA	FT%	OFF	DEF	TOT	AVG	PF	DQ	A	TO	BLK	STL	PTS	AVG			
14	JONES, Spencer	3-3	87:19	29.1	17-39	.436	7-20	.350	15-17	.882	9	6	15	5.0	11	1	1	5	3	4	56	18.7			
13	JONES, Michael	3-0	82:15	27.4	8-25	.320	4-14	.286	7-9	.778	1	7	8	2.7	6	0	10	3	0	4	27	9.0			
42	RAYNAUD, Maxime	3-2	47:31	15.8	10-16	.625	0-3	.000	0-0	.000	4	9	13	4.3	7	0	1	2	2	3	20	6.7			
11	AGARWAL, Ryan	3-0	30:47	10.3	7-11	.636	6-10	.600	0-0	.000	0	2	2	0.7	1	0	1	3	0	1	20	6.7			
55	INGRAM, Harrison	3-3	72:35	24.2	8-27	.296	0-10	.000	3-5	.600	5	3	8	2.7	2	0	7	8	2	4	19	6.3			
23	ANGEL, Brandon	3-3	51:37	17.2	4-7	.571	1-2	.500	6-6	1.000	4	6	10	3.3	6	0	5	10	0	5	15	5.0			
22	KEEFE, James	3-1	67:23	22.5	4-8	.500	0-0	.000	6-9	.667	5	12	17	5.7	6	0	5	1	3	3	14	4.7			
5	O'CONNELL, Michael	3-2	72:05	24.0	5-17	.294	1-3	.333	3-4	.750	1	4	5	1.7	2	0	5	5	0	5	14	4.7			
1	SILVA, Isa	3-1	43:39	14.6	3-10	.300	1-3	.333	3-4	.750	0	1	1	0.3	8	0	3	4	0	0	10	3.3			
10	MURRELL, Max	3-0	38:52	13.0	2-7	.286	1-6	.167	0-0	.000	1	4	5	1.7	3	0	1	0	4	1	5	1.7			
15	GEALER, Benny	1-0	05:57	6.0	0-1	.000	0-1	.000	0-0	.000	0	0	0	0.0	0	0	0	1	0	1	0	0.0			
Team											4	3	7					4							
Total		3	600		68-168	.405	21-72	.292	43-54	.796	34	57	91	30.3	52	1	39	46	14	31	200	66.7			
Opponents		3	600		84-167	.503	16-53	.302	37-49	.755	28	74	102	34.0	52	1	39	49	8	20	221	73.7			

Team Statistics

	STAN	OPP
Scoring	200	221
Points per game	66.7	73.7
Scoring margin	-7.0	-
Field goals-att	68-168	84-167
Field goal pct	.405	.503
3 point fg-att	21-72	16-53
3-point FG pct	.292	.302
3-pt FG made per game	7.0	5.3
Free throws-att	43-54	37-49
Free throw pct	.796	.755
F-Throws made per game	14.3	12.3
Rebounds	91	102
Rebounds per game	30.3	34.0
Rebounding margin	-3.7	-
Assists	39	39
Assists per game	13.0	13.0
Turnovers	46	49
Turnovers per game	15.3	16.3
Turnover margin	+1.0	-
Assist/turnover ratio	0.8	0.8
Steals	31	20
Steals per game	10.3	6.7
Blocks	14	8
Blocks per game	4.7	2.7
Winning streak	0	-
Home win streak	0	-
Attendance	7488	7243
Home games-Avg/Game	2-3744	1-7243
Neutral site-Avg/Game	-	0-0

Team Results

Date	Opponent		Score	Att.
12/01/2022	UCLA	L	66-80	4848
12/04/2022	at Arizona St.	L	64-68	7243
12/29/2022	Colorado	L	70-73	2640



1 **Isa Silva**

G • 6-4 • 190 • So.
Sacramento, Calif.
Jesuit



2 **Roy Yuan**

G • 6-1 • 170 • Sr.
San Jose, Calif.
Saint Francis



3 **Jarvis Moss**

G • 6-4 • 200 • So.
Concord, N.C.
Cannon School



5 **Michael O'Connell**

G • 6-2 • 195 • Jr.
Mineola, N.Y.
Blair Academy (N.J.)



10 **Max Murrell**

F • 6-9 • 225 • Jr.
Omaha, Neb.
Millard North



11 **Ryan Agarwal**

G • 6-6 • 190 • Fr.
Coppell, Texas
Coppell



13 **Michael Jones**

G • 6-5 • 205 • Gr.
Woodbury, Minn.
Davidson



14 **Spencer Jones**

F • 6-7 • 225 • Sr.
Roeland Park, Kan.
Bishop Miege



15 **Benny Gealer**

G • 6-1 • 160 • Fr.
San Pedro, Calif.
Rolling Hills Prep



21 **Neal Begovich**

F • 6-9 • 230 • R-Jr.
San Francisco, Calif.
St. Ignatius College Prep



22 **James Keefe**

F • 6-9 • 240 • Sr.
Los Angeles, Calif.
Loyola




23 **Brandon Angel**

F • 6-8 • 240 • Jr.
San Diego, Calif.
Torrey Pines



24 **Jaylen Thompson**

F • 6-8 • 195 • Fr.
Oakland, Calif.
Southern CA Academy



25 **Josue Gil-Silva**

G • 6-1 • 185 • Sr.
Salinas, Calif.
Alisal



42 **Maxime Raynaud**

F • 7-1 • 250 • So.
Paris, France
Lycee Henri IV



55 **Harrison Ingram**

F • 6-7 • 230 • So.
Dallas, Texas
St. Mark's



Jerod Haase

Anne and Tony
Joseph Director of
Men's Basketball



Jesse Pruitt

James C. Gaither
Assistant Men's
Basketball Coach



Rob Ehsan

Oscar da Silva
Assistant Men's
Basketball Coach



Brandon Dunson

Assistant Coach




David Berkun

Assistant Athletics
Director, Men's
Basketball



Nate Britt II

Director of Player
Development



Michael Chatman

Sports Performance
Coach




Jack Frost

Assistant to the
Head Coach



Dominic Vincentini

Associate Athletic
Trainer



Michael Reutt

Assitant Director,
Basketball
Operations