

STANFORD

MEN'S BASKETBALL

Stanford Athletic Communications
 Doug Drabik • Assistant Director
 Cell: 650.683.5528
 ddrabik@stanford.edu

Pacific • November 12 • Maples Pavilion • Stanford, Calif. • 7:00 p.m. PT • Pac-12 Network

SCHEDULE

Date	Opponent	Time
N10	Cal Poly	W, 87-62
N12	Pacific	7:00 p.m.
N14	Eastern Washington	8:00 p.m.
N17	Northeastern	3:00 p.m.
N20	North Carolina	8:30 p.m.
N23	vs. Florida (1)	7:00 p.m.
N24	vs. Gonzaga/Ohio State (1)	6/8:00 p.m.
N 26	vs. TBA (1)	TBD
N29	Montana	7:00 p.m.
D3	at Long Beach State	2:00 p.m.
D15	Denver	7:00 p.m.
D17	San Francisco	3:00 p.m.
D21	vs. Kansas (2)	8:00 p.m.
D30	• California	7:00 p.m.
J4	• UCLA	7:00 p.m.
J7	• USC	7:00 p.m.
J11	• at Washington State	6:00 p.m.
J13	• at Washington	5:00 p.m.
J17	• Arizona State	8:00 p.m.
J20	• Arizona	1:00 p.m.
J24	• at USC	6:00 p.m.
J27	• at UCLA	7:30 p.m.
F1	• Oregon State	8:00 p.m.
F3	• Oregon	2:00 p.m.
F8	• at Utah	5:00 p.m.
F11	• at Colorado	1:00 p.m.
F18	• at California	5:00 p.m.
F22	• Washington	6:00 p.m.
F24	• Washington State	4:00 p.m.
M1	• at Arizona	7:00 p.m.
M3	• at Arizona State	12/2/4:00 p.m.
M7-10	Pac-12 Tournament (3)	TBD

(1) PK80 Invitational - Portland, Ore.
 (2) Golden1 Credit Union Center - Sacramento, Calif.
 (3) T-Mobile Arena - Las Vegas, Nev.
 Home games in **BOLD** | • Pac-12 Conference game



Pacific..... 0-0
 Stanford 1-0
 Series Record Stanford leads, 32-3
 Television..... Pac-12 Network [Roxy Bernstein, Don MacLean]
 Radio..... Cardinal Sports Network [Scott Reiss, John Platz]



SUNDAY EVENING TANGLE WITH THE TIGERS

Stanford continues its season-opening five-game homestand Sunday as Pacific comes to The Farm for a 7 p.m. PT tip-off at Maples Pavilion. It's the first meeting between the two Bay Area schools in six seasons.

CARDINAL POWERS PAST MUSTANGS IN OPENER

Reid Travis scored 26 points and had 12 rebounds to lead Stanford to a 78-62 victory over Cal Poly Friday at Maples Pavilion for its eighth consecutive victory in its season opener. Travis led four Cardinal in double figures in the win. Freshman Isaac White added 17 points in his first collegiate game, while Dorian Pickens and Robert Cartwright contributed 10 points apiece.

THE STARTING FIVE

Sunday's contest is the second in a stretch of five games in 11 days. Stanford opened the season with a win over Cal Poly Friday. Following Sunday's game, the Cardinal hosts Eastern Washington Tuesday (Nov. 14), Northeastern Friday (Nov. 17) and caps its five-game season-opening homestand against defending NCAA champion North Carolina Nov. 20. It's the longest homestand since hosting seven consecutive games from December to January of the 2015-16 season. Last season, Stanford played its fifth home game on Dec. 16 after a 22,132-mile journey that included games in Lawrence, Kan., Orlando, Fla. and Shanghai, China.

VETERAN GROUP

Boasting the fifth most experience roster in the nation in terms of games played (504 total), Stanford brought back four starters and five of its top six scorers from last season. The Cardinal welcomed back a good portion of its offense in Reid Travis (17.4 ppg), Dorian Pickens (12.6 ppg) and Michael Humphrey (9.4 ppg) back for their fourth season on The Farm.

WHAT RETURNED FROM 2016-17

- 78.4 percent of last year's scoring (1,694 out of 2,162)
- 80.3 percent of last year's rebounding (857 out of 1,067)
- 60.0 percent of last year's assists (251 out of 421)
- 64.7 percent of last year's roster (11 out of 17)
- 100.0 percent of last year's coaches and support staff (11 out of 11)

PROJECTED LINEUP

No.	Name	Pos.	Yr.	Ht.	Wt.	PPG.	RPG.	Notes
2	Robert Cartwright	G	So.	6-2	180	10.0	2.0	Posted 10 points and four assists as the starting point guard in Friday's opener
4	Isaac White	G	Fr.	6-1	185	17.0	2.0	17 points is second best total by a freshman in his debut in school history
11	Dorian Pickens	F	Sr.	6-5	215	10.0	3.0	Only player to start all 31 games, second on the team in scoring last season
22	Reid Travis	F	Jr.	6-8	245	26.0	12.0	Posted 11th career double-double with 26 points and 12 rebounds in opener
10	Michael Humphrey	F	Sr.	6-9	245	0.0	9.0	Collected nine rebounds in 28 minutes in the opener

OFF THE BENCH

20	Josh Sharma	C	So.	7-0	220	3.3	2.9	Led the team with 34 blocks last season
33	Trevor Stanback	F	Fr.	6-11	220	2.0	0.0	Played four minutes in opener after seeing action in 16 games last season
5	Kodye Pugh	F	Fr.	6-8	205	2.0	1.0	Made collegiate debut in season opener with two points in 14 minutes
13	Oscar da Silva	F	Fr.	6-9	210	7.0	4.0	Second most minutes (21) among the true freshmen in Friday's opener
1	Daejon Davis	G	Fr.	6-3	175	-	-	Heralded guard out of Seattle, has yet to make his collegiate debut
14	Marcus Sheffield	G	Jr.	6-5	180	-	-	Started five of the 31 game he played in last season, career-high 35 pts. vs. ASU



QUICK FACTS

Location Stanford, Calif.
 Founded 1891
 Enrollment 16,770 (6,999 undergraduate)
 Nickname Cardinal
 Colors Cardinal and White
 Conference Pac-12
 President Marc Tessier-Lavigne
 Director of Athletics Bernard Muir
 Faculty Representative Pat Jones
 Ticket Office Phone 1-800-STANFORD
 Home Arena (Capacity) Maples Pavilion (7,233)
 Web Site www.gostanford.com

HISTORY

First Year 1913-14 (103 seasons)
 All-Time Record 1,489-1,118 (.571)
 NCAA National Championships 1 (1942)
 NCAA Tournament Appearances 17
 NCAA Final Four Appearances 1998
 Last NCAA Tournament Appearance 2014

TEAM INFORMATION

2016-17 Record 14-17
 Home: 10-5 Away: 1-10 Neutral: 3-2
 2016-17 Conference Record 6-12
 Conference Finish 9th
 Starters Returning/Lost 4/1
 Letterwinners Returning/Lost 10/4

COACHING STAFF

Anne and Tony Joseph Director of Men's Basketball
 Jerod Haase
 Seasons Second at Stanford, Sixth overall
 Alma Mater Kansas '97
 Stanford Record 15-17 (Second Season)
 Career Record 95-70 (Sixth Season)
 James C. Gaither Assistant Coach of Men's Basketball .
 Jeff Wulbrun (Second Season)
 Alma Mater Cal State Fullerton '84
 Assistant Coach Adam Cohen (Second Season)
 Alma Mater Arizona '08
 Assistant Coach Jesse Pruitt (Second Season)
 Alma Mater UC Davis '05

SUPPORT STAFF

Assistant to the Head Coach Tom Orlich
 Director of Operations John Janovsky
 Director of Basketball Development Brandon Dunson
 Athletic Trainer Dominic Vincentini
 Sports Performance Coach Cory Schlesinger

COMMUNICATIONS

Assistant AD/Communications Brian Risso
 Asst. Dir. [MBB Contact] Doug Drabik
 Asst. Dir. [Secondary MBB Contact] ... Regina Verlengiere

PRONUNCIATIONS

Jerod **HAASE** (rhymes with class)
DORIAN Pickens (DOOR-E-N)
DAEJON Davis (DAY-jon)
KEZIE Okpala (KZ)
KODYE Pugh (Cody)
ISAAC White (EYE-ZACK)
 Blake **PAGON** (PAY-gen)

PRESEASON HONORS FOR REID TRAVIS

Redshirt junior Reid Travis, the Pac-12 Conference's leading returning scorer (17.4 ppg) and rebounder (8.9 rpg), enters the season with several preseason accolades.

- Naismith Trophy (National Player of the Year) preseason watch list by the Atlanta Tip-off Club
- Lute Olson Award (National Player of the Year who played two seasons) preseason watch list
- Oscar Robertson Trophy (National Player of the Year) preseason watch list by the USBWA
- Karl Malone Award (Power Forward of the Year) preseason watch list by Naismith Hall of Fame
- Preseason All-America selection by ESPN's Jeff Goodman
- Voted 29th best player in the nation by ESPN's college basketball analysts
- Voted 30th best player in the nation by CBS Sports' college basketball analysts
- Consensus preseason First Team All-Pac-12 selection


SNAPSHOT OF TRAVIS' STANDOUT 2016-17 SEASON

- First Team All-Pac-12 selection by the coaches
- National Association of Basketball Coaches Second Team All-District selection
- Only player in the Pac-12 and one of only five individuals in the top six conferences to finish last season ranked in the top five of his conference in both scoring and rebounding
- One of two players in the Pac-12 to rank in the top six in scoring, rebounding and FG%
- Led Stanford in nine categories, including scoring (470, 17.4 ppg), rebounding (239, 8.9 rpg), offensive rebounding (93, 3.4 orpg), defensive rebounding (146, 5.4 drpg), field goals made (176), field goal attempted (304), field goal percentage (.579), FTs made (118), FTs attempted (181)
- Ranked in the top seven in the Pac-12 in seven categories, including scoring (17.4 ppg, fourth), rebounding (8.9, fifth), offensive rebounding (3.4, first), field goal percentage (.579, sixth), double-doubles (9, seventh), FTs attempted (181, second) and FTs made (118, third).
- Ranked 20th nationally in offensive rebounding, 32nd in FG percentage and 59th in rebounding
- Posted nine of his 10 career double-doubles in 2016-17
- Career-high 29 points and nine rebounds at No. 4 Kansas

2017-18 ROSTER

NO.	NAME	POS.	HT.	WT.	YR.	HOMETOWN (HIGH SCHOOL)
0	Kezie Okpala	F	6-8	195	Fr.	Los Angeles, Calif. (Esperanza HS)
1	Daejon Davis	G	6-3	175	Fr.	Seattle, Wash. (Garfield HS)
2	Robert Cartwright	G	6-2	180	Jr.	Pasadena, Calif. (Flintridge Prep)
4	Isaac White	G	6-1	185	Fr.	Adelaide, Australia (Sacred Heart College)
5	Kodye Pugh	F	6-8	205	Fr.	Baltimore, Md. (Blair Academy (New Jersey))
10	Michael Humphrey	F	6-9	245	Sr.	Phoenix, Ariz. (Sunnyslope HS)
11	Dorian Pickens	G	6-5	215	Sr.	Phoenix, Ariz. (Pinnacle HS)
13	Oscar da Silva	F	6-9	210	Fr.	Munich, Germany (Ludwig Gymnasium)
14	Marcus Sheffield	G	6-5	180	Jr.	Alpharetta, Ga. (Chattahoochee HS)
15	Rodney Herenton	G	6-1	155	So.	Chicago, Ill. (Stevenson HS)
20	Josh Sharma	C	7-0	220	Jr.	Lexington, Mass. (N. Mount Hemon School)
21	Cameron Walker	F	6-7	200	Jr.	Santa Maria, Calif. (Righetti HS)
22	Reid Travis	F	6-8	245	Jr.	Minneapolis, Minn. (DeLaSalle HS)
25	Blake Pagon	G	6-4	190	So.	Haymarket, Va. (Battlefield HS)
33	Trevor Stanback	F	6-11	220	So.	Pasadena, Calif. (Maranatha HS)





0 Kezie Okpala

F • 6-8 • 195 • Fr.
Los Angeles, Calif.
Esperanza HS



1 Daejon Davis

G • 6-3 • 175 • Fr.
Seattle, Wash.
Garfield HS




2 Robert Cartwright

G • 6-2 • 180 • R-Jr.
Pasadena, Calif.
Flintridge Prep



4 Isaac White

G • 6-1 • 185 • Fr.
Adelaide, Australia
Sacred Heart College HS




5 Kodye Pugh

F • 6-8 • 205 • R-Fr.
Baltimore, Md.
Blair Academy (N.J.)



10 Michael Humphrey

F • 6-9 • 245 • Sr.
Phoenix, Ariz.
Sunnyslope HS



11 Dorian Pickens

G • 6-5 • 215 • Sr.
Phoenix, Ariz.
Pinnacle HS



13 Oscar Da Silva

F • 6-9 • 210 • Fr.
Munich, Germany
Ludwig Gymnasium



14 Marcus Sheffield

F • 6-5 • 180 • Jr.
Alpharetta, Ga.
Chattahoochee HS



15 Rodney Herenton

G • 6-1 • 155 • So.
Chicago, Ill.
Stevenson HS



20 Josh Sharma

C • 7-0 • 220 • Jr.
Lexington, Mass.
Northfield Mount Hermon School



21 Cameron Walker

F • 6-7 • 200 • Jr.
Santa Maria, Calif.
Righetti HS



22 Reid Travis

F • 6-8 • 245 • R-Jr.
Minneapolis, Minn.
DeLaSalle HS



25 Blake Pagon

G • 6-4 • 190 • So.
Haymarket, Va.
Battlefield HS



33 Trevor Stanback

F • 6-11 • 220 • So.
Pasadena, Calif
Maranatha HS



Jerod Haase

Anne and Tony
Joseph Director of
Men's Basketball



Jeff Wulbrun

James C. Gaither
Assistant Coach of
Men's Basketball



Adam Cohen

Assistant
Coach



Jesse Pruitt

Assistant
Coach



Tom Orlich

Assistant to the
Head Coach



John Janovsky

Director of
Operations



Brandon Dunson

Director of
Basketball
Development



Cory Schlesinger

Sports
Performance Coach



Dominic Vincentini

Athletic
Trainer

WHERE TRAVIS FINISHED IN THE PAC-12 LAST YEAR

Category	Average	Pac-12
Scoring	17.4	4th
Rebounding	8.9	5th
Field Goal Percentage	.579	6th
Offensive Rebounds	3.4	1st
Double-Doubles	9	7th
Free Throws Attempted	181	2nd
Free Throws Made	118	3rd

SEEING DOUBLE

Reid Travis has posted 11 career double-doubles

Reid Travis' career double-doubles

Date	Opponent	Minutes	Points	Rebounds
March 17, 2015	UC Davis	23	10	10
Nov. 11, 2016	Harvard	31	24	17
Nov. 17, 2016	Weber State	32	22	15
Nov. 24, 2016	Miami	33	11	10
Nov. 25, 2016	Indiana State	31	19	12
Dec. 16, 2016	Cal State East Bay	22	24	13
Dec. 22, 2016	Idaho	35	20	12
Feb. 8, 2017	Arizona	36	26	11
Feb. 11, 2017	Arizona State	35	17	11
Feb. 25, 2017	Oregon	35	27	14
Nov. 10, 2017	Cal Poly	35	26	12

WHITE POSTS BEST DEBUT MARK SINCE 1977 (VS. FAMILIAR OPP.)

Freshman Isaac White's 17-point performance against Cal Poly on Friday was the second-most points by a true freshman in his collegiate debut in the 103-year history of the program. The mark is only topped by Mark Pitchford's 28 points on Nov. 25, 1977, also against Cal Poly.

Top scoring totals by a freshman in their collegiate debut

Name	Points	Date	Opponent
Mark Pitchford	28	Nov. 25, 1977	Cal Poly
Isaac White	17	Nov. 10, 2017	Cal Poly
Todd Lichti	15	Nov. 26, 1985	George Washington
Chasson Randle	15	Nov. 11, 2011	Central Arkansas

AGAINST PACIFIC

Stanford leads the all-time series against Pacific, 32-3. The Cardinal has won the last 17 games in the series, most recently posting a 79-37 victory over the Tigers on Nov. 28, 2011 at Maples Pavilion.

AGAINST THE WEST COAST CONFERENCE

Stanford owns a 183-80 all-time record over current members of the West Coast Conference. Santa Clara has been the most common opponent, with Stanford owning a 50-26 all-time record against the Broncos. The only team the Cardinal has not played in the 10-team league is Pepperdine. The last WCC opponent Stanford faced was Saint Mary's on Nov. 30 of last season at Maples Pavilion. The Gaels prevailed, 66-51.

PETER SAUER CAPTAINSHIP

Head coach Jerod Haase announced the establishment of the Peter Sauer Captainship in September, naming Reid Travis, Dorian Pickens and Michael Humphrey captains. The three will wear patches on their uniforms honoring the legacy of the late Peter Sauer, a team captain and leader of Stanford's 1998 Final Four team.

GAME-BY-GAME STARTERS

Opponent	G	G	F	F	C
Cal Poly	Cartwright	White	Pickens	Travis	Humphrey
Pacific					
E. Washington					
Northeastern					
North Carolina					
vs. Florida					
vs. TBD					
vs. TBD					
Montana					
at Long Beach State					
Denver					
USF					
vs. Kansas					
California					
UCLA					
USC					
at WSU					
at Washington					
Arizona State					
Arizona					
at USC					
at UCLA					
Oregon State					
Oregon					
at Utah					
at Colorado					
at California					
Washington					
WSU					
at Arizona					
at Arizona State					

CAREER STARTS

Name	Career	2017-18
Michael Humphrey	59	1
Dorian Pickens	52	1
Reid Travis	48	1
Robert Cartwright	14	1
Marcus Sheffield	9	-
Isaac White	1	1
Cameron Walker	1	-



Stanford's Record When

Scoring First	1-0
Opponent Scores First	0-0
Lead at Half	1-0
Trail at Half	0-0
Tied at Half	0-0
Overtime	0-0
vs. Top 25	0-0
Decided by 1-4 Points	0-0
Decided by 5-9 Points	0-0
Decided by 10+ Points	1-0
Scoring 100+	0-0
Scoring 90-99	0-0
Scoring 80-89	0-0
Scoring 70-79	1-0
Scoring 60-69	0-0
Scoring 50-59	0-0
Scoring 40-49	0-0
Opp. Scoring 90-99	0-0
Opp. Scoring 80-89	0-0
Opp. Scoring 70-79	0-0
Opp. Scoring 60-69	1-0
Opp. Scoring 50-59	0-0
Opp. 49 or Fewer	0-0
Shoot 50% or better	0-0
Opp. shoots 50% or better	0-0
Better FG% than Opp.	1-0
FG% is Equal	0-0
Opp. Better FG%	0-0
Outrebounding Opp.	1-0
Rebounds are Equal	0-0
Outrebounded by Opp.	0-0
Fewer TO than Opp.	0-0
Turnovers are Equal	0-0
More TO than Opp.	1-0
6 in Double Figures	0-0
5 in Double Figures	0-0
4 in Double Figures	1-0
Bench Scores More	0-0
Opp. Bench Scores More	1-0
Bench scoring tied	0-0
Wearing Black	0-0
Wearing White	1-0
Wearing Cardinal	0-0
Wearing Gray	0-0
On ESPN/2/U	0-0
On Pac-12 Networks	1-0
On FS1	0-0
On FOX	0-0
On CBS	0-0

TOP-TIER RECRUITING CLASS

Stanford signed a consensus top-25 national recruiting class and one of the highest rated classes in school history this off-season. Standout guards Daejon Davis (Seattle, Wash.) and Isaac White (Adelaide, Australia) signed in the spring, after the fall signings of Oscar da Silva (Munich, Germany) and MaxPreps High School All-America selection Kezie Okpala.

CARDINAL UNDERWAY IN SECOND YEAR OF JEROD HAASE ERA

Head coach Jerod Haase, who has appeared in the NCAA Tournament 19 times as either a player or coach in his career, looks to lead the Cardinal back to the NCAA Tournament for the first time since Stanford's 2014 NCAA Sweet Sixteen run. Haase owns a 95-70 career record in his sixth season (four at UAB and two at Stanford) as a head coach.

THE FOURTH-YEAR CLASS

The four members of Stanford's fourth-year class - Reid Travis, Dorian Pickens Michael Humphrey and Robert Cartwright - accounted for 62.6 percent of the team's scoring and 55.4 of the team's rebounding last season. Pickens and Humphrey are true seniors, while Travis and Cartwright have each had their medical hardship waivers granted and are redshirt juniors with another year of eligibility remaining after this season. Cartwright missed the entire 2015-16 season with a compound fracture of his right forearm sustained in preseason practice on Nov. 2, 2015. Travis was forced to miss the final 22 games of the 2015-16 season with a right leg injury.

PICKENS ON TARGET FROM BEYOND THE ARC

Dorian Pickens, the only player to start all 31 games last season, posted at least one three-pointer in all but four games, with multiple three-pointers in 19 contests during his junior season. He ranked ninth in the Pac-12 in three-point field goals made in conference play (39, 2.2) and 11th overall (67, 2.2) last year. Pickens was Stanford's leading three-point shooter (67-of-169, 39.6 percent). The forward registered a career-high seven three-pointers (7-of-10) against Idaho last season. He connected on the game-winning trifecta against Indiana State with 2.0 seconds left. Pickens' 0-for-5 performance from three-point range in Friday's season opener was only the second time in the last 11 games he did not post at least one three-point field goal in a game.

Pickens' games with four or more three-pointers last season

Date	Game	3PM	3PA	PCT	Points
11/20/16	CSUN	4	6	66.7	17
12/22/16	Idaho	7	10	70.0	25
2/25/17	Oregon	6	8	75.0	18
3/4/17	Utah	5	7	71.4	20

HUMPHREY CONTROLLING THE GLASS

Michael Humphrey (6.2 rpg overall) averaged 7.4 rebounds in Pac-12 play to rank 13th in the conference last season. He finished fifth in the Pac-12 in offensive rebounding (2.8 orpg) in conference play and 10th overall (2.2 orpg). At UCLA, Humphrey set a career-high with 27 points and finished one shy of his career-best with 14 rebounds. Humphrey collected nine rebounds in Friday's season opener.

FIFTH IN PAC-12 PRESEASON POLL

Stanford hwas selected fifth in the Pac-12 Conference preseason poll voted on by the media. The Cardinal totaled 182 points to place fifth in a vote of the media members that regularly cover the conference.

STAR-STUDED 2017 PHIL KNIGHT INVITATIONAL

Stanford will compete in the prestigious 16-team PK80 - Phil Knight Invitational - over Thanksgiving week. The event, which will honor Nike co-founder and Stanford alumnus Phil Knight MBA '62 in advance of his 80th birthday, will be contested in Portland, Oregon. Stanford will be joined in the 16-team field by Arkansas, Butler, Connecticut, Duke, Florida, DePaul, Gonzaga, Michigan State, North Carolina, Ohio State, Oklahoma, Oregon, Portland, Portland State and Texas. This highly-anticipated event will be one of the largest regular-season tournaments in college basketball history.

FLOOR BURNS

Robert Cartwright	0	Kezie Okpala	0	Marcus Sheffield	0
Oscar Da Silva	0	Blake Pagon	0	Trevor Stanback	0
Daejon Davis	0	Dorian Pickens	0	Reid Travis	0
Rodney Herenton	0	Kody Pugh	0	Cameron Walker	0
Michael Humphrey	0	Josh Sharma	0	Isaac White	0





**The Anne and Tony Joseph
Director of Men's Basketball
Jerod Haase**

**Overall: 95-70 (Sixth Season)
Stanford: 15-17 (Second Season)**

After being introduced as the Anne and Tony Joseph Director of Men's Basketball by Jaquish & Kenninger Director of Athletics Bernard Muir on March 25, 2016, Jerod Haase developed a strong relationship with his program and instilled an invested, tough and selfless attitude among his student-athletes.

In his first year at the helm of the Cardinal program, Stanford posted 14 wins against one of the toughest schedules in the nation. Redshirt sophomore Reid Travis earned First Team All-Pac-12 and NABC All-District honors, developing into one of the top players in the conference on both ends of the court. His program finished in the top-10 percent among men's basketball programs nationally in the classroom as well.

Haase and his staff signed a top-tier recruiting class that is rated as high as No. 10 nationally in the 2017 rankings, welcoming the four-member class to The Farm for the 2017-18 season.

Haase arrived on The Farm prior to the 2016-17 season after completing his fourth season as the head coach at UAB, where he led the Blazers to a regular-season Conference USA championship in 2016 and the program's 15th all-time NCAA Tournament appearance in 2015. Haase compiled an 80-53 overall record while improving the Blazers' win total every year.

Tabbed the 2016 Gene Bartow Conference USA Coach of the Year, Haase led the Blazers to a 26-5 overall record and a 16-2 conference mark while capturing their first regular-season title since 2011. Along the way, UAB established school records for overall victories (26), conference wins (16), road wins (10) and consecutive victories (14). Also named the 2016 National Association of Basketball Coaches (NABC) All-District Coach, Haase directed the Blazers to an NIT berth for the 12th time in school history. UAB also finished 16-0 at home in his final season at the helm of the Blazers, extending the nation's fifth-longest home winning streak to 25, while ranking among the nation's best in field goal percentage (.478 - 24th), assists per game (18.4 - 4th) and blocks per game (4th - 6.1).

Under Haase's guidance, UAB returned to the NCAA Tournament in 2015, shocking No. 3 seed Iowa State, 60-59, in the second round for the Blazers' first NCAA victory since 2005. UAB reached the Big Dance after claiming the program's first Conference USA Tournament title despite being seeded No. 4. The triumph marked UAB's first league tournament title since 1987, when the Blazers won the Sun Belt Conference Tournament. More impressively, Haase successfully developed a roster comprised of 10 underclassmen - all players recruited by Haase and his staff - and finished 20-16 overall while guiding the third-youngest team in NCAA Division I.

The Blazers made impressive strides under Haase's leadership during the 2013-14 campaign, finishing 18-13 overall while notching three victories against teams that qualified for the NCAA Tournament. Of UAB's 18 victories, perhaps none were more impressive than the Blazers' 63-59 home win against No. 16 North Carolina. UAB was ranked in the top five nationally in rebounding throughout the season and finished the year ranked second in the country at 44.5 boards per game.

During Haase's first year with the Blazers in 2012-13, UAB won six of its final nine regular-season Conference USA games and collected a victory in the conference tournament.

Prior to arriving at UAB, Haase played for Roy Williams at Kansas and spent 13 years on Williams' staff with the Jayhawks and Tar Heels. A 1997 graduate of Kansas with a degree in business administration, Haase got his start as Kansas' Director of Operations from 1999-2003. During that time, the Jayhawks reached the 2002 Final Four and the national championship game in 2003.

When Williams was named head coach at North Carolina prior to the 2003-04 season, he brought Haase with him as an assistant coach and director of operations, a title Haase held from 2003-09. Haase then served exclusively as an assistant coach during his final three seasons with the Tar Heels.

A native of South Lake Tahoe, Haase attended California in 1992-93 before transferring to Kansas. He helped lead the Jayhawks to three consecutive conference titles and finished his career ranked in the school's top 10 in assists, three-point field goals and steals. Haase started 99 of 101 games at Kansas and scored 1,264 points, averaging 12.5 per game and reaching double figures 74 times. While at Kansas, Haase was a candidate for the Naismith and Wooden Awards.

As a senior in 1996-97, Haase started alongside Jacque Vaughn, Scot Pollard, Paul Pierce and Raef LaFrentz as Kansas finished with a 34-2 record while averaging 12.0 points per game despite playing with a broken wrist. As a sophomore in 1994-95, Haase averaged 15.0 points and was named the Big Eight Conference Newcomer of the Year and also tabbed a second-team all-conference selection.

Haase was a first-team GTE Academic All-American as a senior, a second-team Academic All-American as a junior and a three-time academic all-conference pick. The Jayhawks' Male Scholar-Athlete of the Year in 1997, Haase later earned a master's degree in business at Kansas in 2000.

Haase started 23 games in 1992-93 as a freshman at California, teaming with Jason Kidd in the backcourt.

In 2017, Haase joined the National Advisory Board of the Positive Coaching Alliance, the organization that uses the power of positive reinforcement to pursue winning and the more important goal of teaching life lessons through sports.

Haase, 42, and his wife, the former Mindy Meidinger, have three children: Gavin (10), Garrett (7) and Gabrielle (4).

HAASE'S HEAD COACHING CAREER

Year	School	Overall	Postseason
2012-13	UAB	16-17	
2013-14	UAB	18-13	
2014-15	UAB	20-16	NCAA Third Round
2015-16	UAB	26-7	NIT First Round
2016-17	Stanford	14-16	
2017-18	Stanford	1-0	
Sixth Season		95-70	2 Appearances

COACHING CAREER

2016-Present: Head Coach (Stanford)

2012-16: Head Coach (UAB)

2004-05, 2006-07, 2008-09: Director of Operations (North Carolina)

2003-04, 2005-06, 2007-08, 2009-12: Assistant Coach (North Carolina)

1999-2003: Administrative Assistant (Kansas)

COLLEGE CAREER/HONORS

1992-93: California

1994-97: Kansas

Big Eight Newcomer of the Year (1995)

Second Team All-Big Eight (1995)

Big Eight All-Defensive Team (1996)

Third Team All-Big XII (1996)

GTE Second Team Academic All-American (1996)

GTE First Team Academic All-American (1997)

Kansas Male Scholar Athlete of the Year (1997)

PERSONAL

Birthdate: April 1, 1974

Age: 42

Hometown: South Lake Tahoe, Calif.

Education: Kansas (B.S., Business Administration, 1997), Kansas (M.S., Business, 2000)

Wife: Mindy

Children: Gavin (11), Garrett (7) and Gabrielle (4)



THE LAST TIME

TEAM

Scored 100 points

Stanford 103, vs. BYU (11-11-13)
Opponent..... 112, vs. BYU (11-11-13)

Scored less than 50 points

Stanford 49, at SMU (12-19-16)
Opponent..... 46, at Oregon State (1-19-17)

Scored less than 40 points

Stanford 39, at Washington State (2-25-06)
Opponent..... 38, vs. Carroll College (12-27-15)

Overtime game

Stanford win vs. Utah (70-68 on 1-1-16)
Stanford loss..... at UCLA (86-61 in 2OT on 1-8-15)

Double Overtime game

Stanford win at Oregon State (103-101 in 4OT on 1-7-12)
Stanford loss..... at UCLA (86-61 in 2OT on 1-8-15)

40-point win

Stanford Stanford 83, Carroll College 38 (12-27-15)
Opponent..... Oregon State 81, Stanford 38 (1-11-82)

50-point win

Stanford Stanford 111, Harvard 56 (11-9-07)
Opponent..... never

60 points in a half

Stanford 63 (1st half), vs. Harvard (11-9-07)
Opponent..... 60 (2nd half), at USC (1-26-02)

Between 16-20 points in a half

Stanford 19 (1st half), at SMU (12-19-16)
Opponent..... 20 (1st half), vs. Weber State (11-17-16)

15 points or less in a half

Stanford 12 (1st half), vs. Santa Clara (12-16-06)
Opponent..... 14 (1st half), vs. Arkansas-Pine Bluff (12-29-14)

50 rebounds by a team

Stanford 55, vs. Villanova (11-26-15)
Opponent..... 51, at UCLA (1-8-15)

12 or more three-pointers in a game

Stanford 15, at UCLA (1-8-15)
Opponent..... 12, vs. Arizona State (2-11-17)

10 or more steals in a game

Stanford 13, vs. Oregon State (2-22-17)
Opponent..... 10, Utah (3-4-17)

25 turnovers in a game

Stanford 27, at USC (1-26-02)
Opponent..... 25, vs. Arkansas-Pine Bluff (12-29-14)

Five players scoring in double digits

Stanford 5, vs. CSUN (11-15-16)
Opponent..... 6, at Colorado (3/2/17)

More than five players scoring in double digits

Stanford 6, vs. Green Bay (11-13-15)
Opponent..... 6, at Colorado (3/2/17)

INDIVIDUAL

Player recorded a double-double

Stanford Travis (26 pts/12 rebs), vs. Cal Poly (11-10-17)
Opponent..... Ivan Rabb (16 pts/13 rebs), vs. California (2-17-17)

Two players recorded a double-double

Stanford.... Travis (17 pts/11 rebs)/Humphrey (16 pts/13 rebs), at ASU (2-11-17)
Opponent..... Kevon Looney/Tony Parker, at UCLA (1-8-15)

Player recorded a triple-double

Stanford..... Brook Lopez (18 pts/11 reb/12 blk), vs. USC (1-25-07)
Opponent..... Kyle Weaver (14 pts/13 reb/10 ast), vs. Wash. St. (1-13-07)

Game decided by buzzer-beater

Stanford win Lawrence Hill, at Virginia (1-7-07)
Stanford loss..... Lamont Jones, vs. Arizona (2-27-10)

30 points

Stanford Marcus Sheffield (35), vs. Arizona State (12-30-16)
Opponent..... Markelle Fultz (34), vs. Washington (1-14-17)

40 points

Stanford Casey Jacobsen (41), vs. Oregon (2-7-02)
Opponent..... Damon Stoudamire (45), vs. Arizona (1-14-95)

Two players with 20 or more points

Stanford Sheffield (35)/Travis (21), vs. Arizona State (12-30-16)
Opponent Graham (30)/Holder (25), vs. Arizona State (12-30-16)

Three players with 20 or more points

Stanford Brown (21)/Randle (21)/Nastic (20), vs. Arizona St. (1-24-15)
Opponent Moore (25)/Brown (23)/Carmichael (21), vs. Illinois St. (3-19-12)

No double digit scorer

Stanford at USC (1-20-11)
Opponent..... vs. Carroll College (12-27-15)

12 field goals

Stanford Michael Humphrey (12), vs. UCLA (2-27-16)
Opponent..... Markelle Fultz (12), vs. Washington (1-14-17)

7 three-pointers

Stanford Dorian Pickens (7), vs. Idaho (12-22-16)
Opponent Jabari Bird (7), vs. California (2-17-17)

15 free throws

Stanford Reid Travis (19), at Kansas (12-3-16)
Opponent..... Jared Cunningham (15), vs. Oregon State (3-9-11)

15 rebounds

Stanford Reid Travis (15), vs. Weber State (11-17-16)
Opponent..... Kevon Looney (19), at UCLA (1-8-15)

20 rebounds

Stanford Matt Haryasz (20), vs. Oregon (1-29-05)
Opponent..... Andre Roberson (20), at Colorado (1-24-13)

Three players with 10 or more rebounds

Stanford Travis (12)/R. Allen (10)/Pickens (10), vs. Villanova (11-26-15)
Opponent..... Johnson (13)/Scott (10), at Colorado (2-15-15)

10 assists

Stanford Christian Sanders (10), vs. Oregon (2-13-16)
Opponent..... T.J. McConnell (11), at Arizona (3-7-15)



2017-18 Stanford Basketball STANFORD Combined Team Statistics (as of Nov 10, 2017) All games

RECORD:	OVERALL	HOME	AWAY	NEUTRAL
ALL GAMES	1-0	1-0	0-0	0-0
CONFERENCE	0-0	0-0	0-0	0-0
NON-CONFERENCE	1-0	1-0	0-0	0-0

#	Player	gp-gs	min	avg	Total		3-Point		F-Throw		Rebounds				pf	dq	a	to	blk	stl	pts	avg
					fg-fga	fg%	3fg-fga	3fg%	ft-fa	ft%	off	def	tot	avg								
22	Travis, Reid	1-1	35	35.0	9-16	.563	1-2	.500	7-10	.700	6	6	12	12.0	0	0	4	3	0	1	26	26.0
04	White, Isaac	1-1	26	26.0	5-9	.556	5-5	1.000	2-4	.500	0	2	2	2.0	1	0	1	2	0	0	17	17.0
02	Cartwright, Robert	1-1	32	32.0	4-9	.444	2-4	.500	0-0	.000	0	2	2	2.0	0	0	4	3	0	1	10	10.0
11	Pickens, Dorian	1-1	28	28.0	3-9	.333	0-5	.000	4-5	.800	0	3	3	3.0	1	0	1	1	0	1	10	10.0
13	Da Silva, Oscar	1-0	21	21.0	3-4	.750	1-1	1.000	0-0	.000	2	2	4	4.0	0	0	1	4	2	2	7	7.0
20	Sharma, Josh	1-0	10	10.0	1-2	.500	0-1	.000	2-2	1.000	0	2	2	2.0	2	0	1	1	1	0	4	4.0
33	Stanback, Trevor	1-0	4	4.0	1-1	1.000	0-0	.000	0-0	.000	0	0	0	0.0	1	0	0	0	0	0	2	2.0
05	Pugh, Kodye	1-0	14	14.0	0-1	.000	0-1	.000	2-2	1.000	0	1	1	1.0	4	0	0	1	0	1	2	2.0
25	Pagon, Blake	1-0	1	1.0	0-0	.000	0-0	.000	0-0	.000	0	1	1	1.0	0	0	0	0	0	0	0	0.0
10	Humphrey, Michael	1-1	28	28.0	0-2	.000	0-0	.000	0-0	.000	1	8	9	9.0	1	0	1	1	1	0	0	0.0
15	Herenton, Rodney	1-0	1	1.0	0-0	.000	0-0	.000	0-0	.000	0	0	0	0.0	0	0	0	0	0	0	0	0.0
Team											2	3	5									
Total.....		1	200		26-53	.491	9-19	.474	17-23	.739	11	30	41	41.0	10	0	13	16	4	6	78	78.0
Opponents.....		1	200		23-60	.383	10-25	.400	6-9	.667	5	19	24	24.0	24	2	11	11	4	8	62	62.0

TEAM STATISTICS	STAN	OPP	Date	Opponent	Score	Att.
SCORING	78	62	11/10/17	CAL POLY	w 78-62	6276
Points per game	78.0	62.0	* - Conference game			
Scoring margin	+16.0	-				
FIELD GOALS-ATT	26-53	23-60				
Field goal pct	.491	.383				
3 POINT FG-ATT	9-19	10-25				
3-point FG pct	.474	.400				
3-pt FG made per game	9.0	10.0				
FREE THROWS-ATT	17-23	6-9				
Free throw pct	.739	.667				
F-Throws made per game	17.0	6.0				
REBOUNDS	41	24				
Rebounds per game	41.0	24.0				
Rebounding margin	+17.0	-				
ASSISTS	13	11				
Assists per game	13.0	11.0				
TURNOVERS	16	11				
Turnovers per game	16.0	11.0				
Turnover margin	-5.0	-				
Assist/turnover ratio	0.8	1.0				
STEALS	6	8				
Steals per game	6.0	8.0				
BLOCKS	4	4				
Blocks per game	4.0	4.0				
ATTENDANCE	6276	0				
Home games-Avg/Game	1-6276	0-0				
Neutral site-Avg/Game	-	0-0				

Score by Periods	1st	2nd	Totals
STANFORD	38	40	78
Opponents	24	38	62



STANFORD Team Game-by-Game (as of Nov 11, 2017) All games

TEAM STATISTICS

Opponent	Date	Score		Total		3-Pointers		Free throws		Rebounds				pf	a	t/o	blk	stl	pts	avg
				fg-fga	pct	3fg-fga	pct	ft-fta	pct	off	def	tot	avg							
CAL POLY	11/10/17	78-62	W	26-53	.491	9-19	.474	17-23	.739	11	30	41	41.0	10	13	16	4	6	78	78.0
STANFORD		78		26-53	.491	9-19	.474	17-23	.739	11	30	41	41.0	10	13	16	4	6	78	78.0
Opponents		62		23-60	.383	10-25	.400	6-9	.667	5	19	24	24.0	24	11	11	4	8	62	62.0

Games played: 1
Points/game: 78.0
FG Pct: 49.1
3FG Pct: 47.4
FT Pct: 73.9

Rebounds/game: 41.0
Assists/game: 13.0
Turnovers/game: 16.0
Assist/turnover ratio: 0.8
Steals/game: 6.0
Blocks/game: 4.0

STANFORD Opponent Game-by-Game (as of Nov 11, 2017) All games

OPPONENT STATISTICS

Opponent	Date	Score		Total		3-Pointers		Free throws		Rebounds				pf	a	t/o	blk	stl	pts	avg
				fg-fga	pct	3fg-fga	pct	ft-fta	pct	off	def	tot	avg							
CAL POLY	11/10/17	78-62	W	23-60	.383	10-25	.400	6-9	.667	5	19	24	24.0	24	11	11	4	8	62	62.0
Opponents		62		23-60	.383	10-25	.400	6-9	.667	5	19	24	24.0	24	11	11	4	8	62	62.0
STANFORD		78		26-53	.491	9-19	.474	17-23	.739	11	30	41	41.0	10	13	16	4	6	78	78.0

Games played: 1
Points/game: 62.0
FG Pct: 38.3
3FG Pct: 40.0
FT Pct: 66.7

Rebounds/game: 24.0
Assists/game: 11.0
Turnovers/game: 11.0
Assist/turnover ratio: 1.0
Steals/game: 8.0
Blocks/game: 4.0



2017-18 Stanford Basketball
STANFORD Team High/Low Analysis (as of Nov 11, 2017)
All games

STANFORD - TEAM GAME HIGHS

POINTS	78	CAL POLY (11/10/17)
FIELD GOALS MADE	26	CAL POLY (11/10/17)
FIELD GOAL ATTEMPTS	53	CAL POLY (11/10/17)
FIELD GOAL PERCENTAGE	.491 (26-53)	CAL POLY (11/10/17)
3 PT FIELD GOALS MADE	9	CAL POLY (11/10/17)
3 PT FG ATTEMPTS	19	CAL POLY (11/10/17)
3 PT FG PERCENTAGE	.474 (9-19)	CAL POLY (11/10/17)
FREE THROWS MADE	17	CAL POLY (11/10/17)
FREE THROW ATTEMPTS	23	CAL POLY (11/10/17)
FREE THROW PERCENTAGE	.739 (17-23)	CAL POLY (11/10/17)
REBOUNDS	41	CAL POLY (11/10/17)
ASSISTS	13	CAL POLY (11/10/17)
STEALS	6	CAL POLY (11/10/17)
BLOCKED SHOTS	4	CAL POLY (11/10/17)
TURNOVERS	16	CAL POLY (11/10/17)
FOULS	10	CAL POLY (11/10/17)



2017-18 Stanford Basketball
STANFORD Team High/Low Analysis (as of Nov 11, 2017)
All games

STANFORD - TEAM GAME HIGHS

POINTS	78	CAL POLY (11/10/17)
FIELD GOALS MADE	26	CAL POLY (11/10/17)
FIELD GOAL ATTEMPTS	53	CAL POLY (11/10/17)
FIELD GOAL PERCENTAGE	.491 (26-53)	CAL POLY (11/10/17)
3 PT FIELD GOALS MADE	9	CAL POLY (11/10/17)
3 PT FG ATTEMPTS	19	CAL POLY (11/10/17)
3 PT FG PERCENTAGE	.474 (9-19)	CAL POLY (11/10/17)
FREE THROWS MADE	17	CAL POLY (11/10/17)
FREE THROW ATTEMPTS	23	CAL POLY (11/10/17)
FREE THROW PERCENTAGE	.739 (17-23)	CAL POLY (11/10/17)
REBOUNDS	41	CAL POLY (11/10/17)
ASSISTS	13	CAL POLY (11/10/17)
STEALS	6	CAL POLY (11/10/17)
BLOCKED SHOTS	4	CAL POLY (11/10/17)
TURNOVERS	16	CAL POLY (11/10/17)
FOULS	10	CAL POLY (11/10/17)



2017-18 Stanford Basketball
STANFORD Player High/Low Analysis (as of Nov 11, 2017)
All games

STANFORD - INDIVIDUAL GAME HIGHS

Points	26		Travis, Reid vs CAL POLY (11/10/17)
	17		White, Isaac vs CAL POLY (11/10/17)
	10		Cartwright, Robert vs CAL POLY (11/10/17)
	10		Pickens, Dorian vs CAL POLY (11/10/17)
	7		Da Silva, Oscar vs CAL POLY (11/10/17)
Field Goals Made	9		Travis, Reid vs CAL POLY (11/10/17)
	5		White, Isaac vs CAL POLY (11/10/17)
Field Goal Att.	16		Travis, Reid vs CAL POLY (11/10/17)
	9		Cartwright, Robert vs CAL POLY (11/10/17)
	9		Pickens, Dorian vs CAL POLY (11/10/17)
	9		White, Isaac vs CAL POLY (11/10/17)
FG Pct (min 5 made)	.563	(9-16)	Travis, Reid vs CAL POLY (11/10/17)
	.556	(5-9)	White, Isaac vs CAL POLY (11/10/17)
3-Point FG Made	5		White, Isaac vs CAL POLY (11/10/17)
	2		Cartwright, Robert vs CAL POLY (11/10/17)
3-Point FG Att.	5		White, Isaac vs CAL POLY (11/10/17)
	5		Pickens, Dorian vs CAL POLY (11/10/17)
3-Pt FG Pct (min 2 made)	1.000	(5-5)	White, Isaac vs CAL POLY (11/10/17)
	.500	(2-4)	Cartwright, Robert vs CAL POLY (11/10/17)
Free Throws Made	7		Travis, Reid vs CAL POLY (11/10/17)
	4		Pickens, Dorian vs CAL POLY (11/10/17)
Free Throw Att.	10		Travis, Reid vs CAL POLY (11/10/17)
	5		Pickens, Dorian vs CAL POLY (11/10/17)
FT Pct (min 3 made)	.800	(4-5)	Pickens, Dorian vs CAL POLY (11/10/17)
	.700	(7-10)	Travis, Reid vs CAL POLY (11/10/17)
Rebounds	12		Travis, Reid vs CAL POLY (11/10/17)
	9		Humphrey, Michael vs CAL POLY (11/10/17)
Assists	4		Cartwright, Robert vs CAL POLY (11/10/17)
	4		Travis, Reid vs CAL POLY (11/10/17)
Steals	2		Da Silva, Oscar vs CAL POLY (11/10/17)
	1		Travis, Reid vs CAL POLY (11/10/17)
	1		Pugh, Kodye vs CAL POLY (11/10/17)
	1		Pickens, Dorian vs CAL POLY (11/10/17)
	1		Cartwright, Robert vs CAL POLY (11/10/17)
Blocked Shots	2		Da Silva, Oscar vs CAL POLY (11/10/17)
	1		Sharma, Josh vs CAL POLY (11/10/17)
	1		Humphrey, Michael vs CAL POLY (11/10/17)
Turnovers	4		Da Silva, Oscar vs CAL POLY (11/10/17)
	3		Travis, Reid vs CAL POLY (11/10/17)
	3		Cartwright, Robert vs CAL POLY (11/10/17)
Fouls	4		Pugh, Kodye vs CAL POLY (11/10/17)
	2		Sharma, Josh vs CAL POLY (11/10/17)
Minutes	35		Travis, Reid vs CAL POLY (11/10/17)
	32		Cartwright, Robert vs CAL POLY (11/10/17)
	28		Pickens, Dorian vs CAL POLY (11/10/17)
	28		Humphrey, Michael vs CAL POLY (11/10/17)
	26		White, Isaac vs CAL POLY (11/10/17)

