

STANFORD

MEN'S BASKETBALL

Stanford Athletic Communications
 Doug Drabik • Assistant Director
 Cell: 650.683.5528
 ddrabik@stanford.edu

Montana • Nov. 29 • Maples Pavilion • Stanford, Calif. • 7:00 p.m. PT • Pac-12 Networks

SCHEDULE

Date	Opponent	Time
N10	Cal Poly	W, 87-62
N12	Pacific	W, 89-80
N14	Eastern Washington	L, 67-61
N17	Northeastern	W, 73-59
N20	#9 North Carolina	L, 96-72
N23	vs. #7 Florida (1)	L, 108-87
N24	vs. Ohio State (1)	L, 79-71
N 26	vs. Portland State (1)	L, 87-78
N29	Montana	7:00 p.m.
D3	at Long Beach State	2:00 p.m.
D15	Denver	7:00 p.m.
D17	San Francisco	3:00 p.m.
D21	vs. Kansas (2)	8:00 p.m.
D30	• California	7:00 p.m.
J4	• UCLA	7:00 p.m.
J7	• USC	7:00 p.m.
J11	at Washington State	6:00 p.m.
J13	at Washington	5:00 p.m.
J17	• Arizona State	8:00 p.m.
J20	• Arizona	1:00 p.m.
J24	at USC	6:00 p.m.
J27	at UCLA	7:30 p.m.
F1	• Oregon State	8:00 p.m.
F3	• Oregon	2:00 p.m.
F8	at Utah	5:00 p.m.
F11	at Colorado	1:00 p.m.
F18	at California	5:00 p.m.
F22	• Washington	6:00 p.m.
F24	• Washington State	4:00 p.m.
M1	at Arizona	7:00 p.m.
M3	at Arizona State	12/2/4:00 p.m.
M7-10	Pac-12 Tournament (3)	TBD

(1) PK80 Invitational - Portland, Ore.
 (2) Golden1 Credit Union Center - Sacramento, Calif.
 (3) T-Mobile Arena - Las Vegas, Nev.
 Home games in **BOLD** | • Pac-12 Conference game

PROJECTED LINEUP

No.	Name	Pos.	Yr.	Ht.	Wt.	PPG.	RPG.	Notes
1	Daejon Davis	G	Fr.	6-3	175	8.3	4.3	Started all seven career games, career-high 15-point game vs. Ohio State
4	Isaac White	G	Fr.	6-1	185	11.1	2.0	Posted a career-high 20 points against No. 9 North Carolina
13	Oscar da Silva	F	Fr.	6-9	210	7.6	6.1	Started last six games, posted a career-high 14 points against Ohio State
22	Reid Travis	F	Jr.	6-8	245	21.4	7.3	3-year captain, ranks fourth in the Pac-12 in scoring entering Tuesday
10	Michael Humphrey	F	Sr.	6-9	245	10.8	8.5	Leading rebounder, ranks sixth in the Pac-12 in rebounding entering Tuesday

OFF THE BENCH

2	Robert Cartwright	G	So.	6-2	180	10.1	1.9	Averaging a career-best 10.1 ppg this season (averaged 6.8 ppg last year)
11	Dorian Pickens	F	Sr.	6-5	215	10.5	4.5	Streak of 63 consecutive games played was snapped six games ago (foot injury)
20	Josh Sharma	C	So.	7-0	220	3.9	2.6	Season-high nine points in season-long 20 minutes against No. 7 Florida
33	Trevor Stanback	F	Fr.	6-11	220	0.8	0.4	One of four California natives on the roster, has played in five games so far
25	Blake Pagon	G	So.	6-4	190	0.0	0.7	Has played in six games, including the last five after playing in five all last season
5	Kodye Pugh	F	Fr.	6-8	205	1.0	0.6	Redshirt freshman, has played in five games this season, 3 pts. in 11 min. vs. UF
14	Marcus Sheffield	G	Jr.	6-5	180	-	-	Projected starter, has missed first six games of the season with a left foot injury



Montana	4-2
Stanford	3-4
Series Record	Stanford leads, 3-2
Television	Pac-12 Networks [Ted Robinson, Bill Walton]
Radio	Cardinal Sports Network [Scott Reiss, John Platz]



GRIZZLIES VISIT MAPLES PAVILION WEDNESDAY

Stanford hosts Montana Wednesday at 7 p.m. at Maples Pavilion as the Cardinal plays six of its next eight games on campus. Ted Robinson and Bill Walton will have the call on Pac-12 Networks, with Scott Reiss and John Platz providing the live audio stream from Maples.

AGAINST MONTANA

The Cardinal owns a 3-2 all-time record against the Grizzlies. In the last meeting between the teams, Stanford dropped an 88-69 decision to Montana on the road on Dec. 2, 2005. The two teams have played three times previously at Stanford, with the Cardinal winning two of those three. Montana last visited Stanford Dec. 23, 2004, with the Cardinal earning an 84-66 victory.

AGAINST THE BIG SKY CONFERENCE

Stanford is 17-4 against teams in the Big Sky Conference. Montana is the third Big Sky opponent this season. The Cardinal dropped a 67-61 decision to Eastern Washington Nov. 14 and had an 87-78 setback to Portland State last time out on Sunday in Portland at the PK80 event.

POST PRESENCE

Stanford's starting post players, Reid Travis and Michael Humphrey, have combined to average 32.2 points and 15.8 rebounds per game. Travis is fourth in the Pac-12 in scoring at 21.4 ppg. With 28 points against Portland State this past Sunday at the PK80 event, the junior has posted six 20-point games in eight contests this season. Humphrey is nearly averaging a double-double with 10.8 ppg and 8.5 rpg. His rebounding average is sixth-best in the Pac-12 entering Tuesday's action.

R2T2

Junior preseason All-American Reid Travis is living up to his preseason accolades. The forward, who entered the year as the Pac-12's leading returning scorer and rebounder, currently ranks fifth nationally in total points with 171, eight points behind Duke's Marvin Bagley III and Bucknell's Zach Thomas. He also ranks seventh nationally in total field goals (57) and 17th nationally in total rebounds (68) through Monday's action.



QUICK FACTS

Location Stanford, Calif.
 Founded 1891
 Enrollment 16,770 (6,999 undergraduate)
 Nickname Cardinal
 Colors Cardinal and White
 Conference Pac-12
 President Marc Tessier-Lavigne
 Director of Athletics Bernard Muir
 Faculty Representative Pat Jones
 Ticket Office Phone 1-800-STANFORD
 Home Arena (Capacity) Maples Pavilion (7,233)
 Web Site www.gostanford.com

HISTORY

First Year 1913-14 (103 seasons)
 All-Time Record 1,491-1,123 (.571)
 NCAA National Championships 1 (1942)
 NCAA Tournament Appearances 17
 NCAA Final Four Appearances 1998
 Last NCAA Tournament Appearance 2014

TEAM INFORMATION

2016-17 Record 14-17
 Home: 10-5 Away: 1-10 Neutral: 3-2
 2016-17 Conference Record 6-12
 Conference Finish 9th
 Starters Returning/Lost 4/1
 Letterwinners Returning/Lost 10/4

COACHING STAFF

Anne and Tony Joseph Director of Men's Basketball
 Jerod Haase
 Seasons Second at Stanford, Sixth overall
 Alma Mater Kansas '97
 Stanford Record 17-22 (Second Season)
 Career Record 97-75 (Sixth Season)
 James C. Gaither Assistant Coach of Men's Basketball .
 Jeff Wulbrun (Second Season)
 Alma Mater Cal State Fullerton '84
 Assistant Coach Adam Cohen (Second Season)
 Alma Mater Arizona '08
 Assistant Coach Jesse Pruitt (Second Season)
 Alma Mater UC Davis '05

SUPPORT STAFF

Assistant to the Head Coach Tom Orlich
 Director of Operations John Janovsky
 Director of Basketball Development Brandon Dunson
 Athletic Trainer Dominic Vincentini
 Sports Performance Coach Cory Schlesinger

COMMUNICATIONS

Assistant AD/Communications Brian Risso
 Asst. Dir. [MBB Contact] Doug Drabik
 Asst. Dir. [Secondary MBB Contact] ... Regina Verlengiere

PRONUNCIATIONS

Jerod **HAASE** (rhymes with class)
DORIAN Pickens (DOOR-E-N)
DAEJON Davis (DAY-jon)
KEZIE Okpala (KZ)
KODYE Pugh (Cody)
ISAAC White (EYE-ZACK)
 Blake **PAGON** (PAY-gen)

APPROACHING 1K

Reid Travis enters Wednesday's game against Montana 84 points shy of becoming the 45th player in school history with 1,000 career points. Of the 44 who have already achieved the milestone, only eight have done so in less than 80 career games. Travis has played in 71 games.

TRAVIS AGAINST TOP-10 FOES

Reid Travis is averaging 25.2 points and 9.0 rebounds in five games he has played against top-10 opponents over the past two seasons. He posted a career-best 29-point performance at No. 4 Kansas last season.

Team	Rank	Date	Points	Rebounds
Florida	7	Nov. 23, 2017	23	5
North Carolina	9	Nov. 20, 2017	21	6
Oregon	6	Feb. 25, 2017	27	14
Arizona	9	Feb. 8, 2017	26	11
Kansas	4	Dec. 3, 2016	29	9

PRESEASON HONORS FOR REID TRAVIS

Reid Travis, the Pac-12 Conference's leading returning scorer (17.4 ppg) and rebounder (8.9 rpg), entered the year with several preseason accolades.

- Naismith Trophy (National Player of the Year) preseason watch list
- Lute Olson Award (Player of the Year who played two seasons) watch list
- Oscar Robertson Trophy (National Player of the Year) preseason watch list
- Karl Malone Award (Power Forward of the Year) preseason watch list
- Preseason All-America selection by ESPN's Jeff Goodman
- Voted 29th best player in the nation by ESPN's college basketball analysts
- Voted 30th best player in the nation by CBS Sports' basketball analysts
- Consensus preseason First Team All-Pac-12 selection

LAST TIME OUT

Reid Travis came within one point of his career-high with his second double-double of the season, but Stanford dropped an 87-78 decision to Portland State in its final game of the PK80 Invitational Sunday in Portland. Travis finished the game with 28 points and 14 rebounds for the Cardinal, playing its eighth game in 17 days. Portland State trailed by as many as 14 in the first half, but the Vikings cut that to nine at halftime and to five, 49-44, on Michael Mayhew's three-pointer with 16:54 left. Stanford committed a season-high 28 turnovers in the contest, as Portland State scored 40 points of the Cardinal miscues, including 23 in the second half to pull ahead for good late in the contest.

2017-18 ROSTER

NO.	NAME	POS.	HT.	WT.	YR.	HOMETOWN (HIGH SCHOOL)
0	Kezie Okpala	F	6-8	195	Fr.	Los Angeles, Calif. (Esperanza HS)
1	Daejon Davis	G	6-3	175	Fr.	Seattle, Wash. (Garfield HS)
2	Robert Cartwright	G	6-2	180	Jr.	Pasadena, Calif. (Flintridge Prep)
4	Isaac White	G	6-1	185	Fr.	Adelaide, Australia (Sacred Heart College)
5	Kodye Pugh	F	6-8	205	Fr.	Baltimore, Md. (Blair Academy (New Jersey))
10	Michael Humphrey	F	6-9	245	Sr.	Phoenix, Ariz. (Sunnyslope HS)
11	Dorian Pickens	G	6-5	215	Sr.	Phoenix, Ariz. (Pinnacle HS)
13	Oscar Da Silva	F	6-9	210	Fr.	Munich, Germany (Ludwig Gymnasium)
14	Marcus Sheffield	G	6-5	180	Jr.	Alpharetta, Ga. (Chattahoochee HS)
15	Rodney Herenton	G	6-1	155	So.	Chicago, Ill. (Stevenson HS)
20	Josh Sharma	C	7-0	220	Jr.	Lexington, Mass. (N. Mount Hermon School)
21	Cameron Walker	F	6-7	200	Jr.	Santa Maria, Calif. (Righetti HS)
22	Reid Travis	F	6-8	245	Jr.	Minneapolis, Minn. (DeLaSalle HS)
25	Blake Pagon	G	6-4	190	So.	Haymarket, Va. (Battlefield HS)
33	Trevor Stanback	F	6-11	220	So.	Pasadena, Calif. (Maranatha HS)



FRESHMAN FOCUS

Despite one of the most veteran rosters in the nation, Stanford's freshman class has contributed valuable minutes. Three freshmen - Daejon Davis, Oscar Da Silva and Isaac White - are each averaging more than 27 minutes per game. White ranks second on the team in scoring (11.1 ppg) and da Silva ranks third on the roster in rebounding (6.1 rpg).

All three freshmen have started the Cardinal's last six games. Prior to this season, Stanford last started three freshmen on January 27, 1983 (at Washington) with Keith Ramee, Andy Fischer and Earl Koberlein earned the starting nod in that contest.

Freshman Production

Name	Starts	Minutes (avg.)	Points (avg.)	Rebounds (avg.)
Isaac White	8	29.1	11.1	2.0
Daejon Davis	7	28.6	8.3	4.6 (assists)
Oscar da Silva	6	28.1	7.6	6.1

DAVIS TAKING CONTROL OF THE POINT

Freshman Daejon Davis, who missed the season opener with an injury, served as the starting point guard in his first collegiate game. After averaging 3.0 ppg in his first two career games, he is averaging 10.4 points in his last five contests. The freshman posted a career-best 15-point performance against Ohio State last Friday in the PK80 Invitational.

STANDOUTS IN THE PK80

Three members of the Cardinal averaged double figures in Stanford's three games in the PK80 Invitational. Reid Travis led the way with 21.7 ppg, including a 28-point performance against Portland State. Junior Robert Cartwright, who entered the tournament averaging 4.4 ppg, averaged 14.7 ppg in the event. Freshman Daejon Davis contributed 10.7 ppg.

CARDINAL OFFENSE IMPROVED FROM LAST SEASON

Stanford, which returned 78.4 percent of its scoring from last season, is averaging 76.1 points per game this season. The average is up nearly 7.0 ppg from its 69.1 scoring average last season. The Cardinal has topped the 70-point mark in a game seven times in eight games. Last season, it had only reached the 70-point mark twice in its first eight games.

FACING THE NATION'S BEST

Stanford recently completed a stretch of eight games in 17 days. The stretch included No. 7 Florida, No. 9 North Carolina and Ohio State in a seven-day span. Last week's games against the Tar Heels and Gators marked the first time in nearly 19 years Stanford faced back-to-back top-10 opponents in the Associated Press poll. On Nov. 27, 1998, Stanford played No. 9 North Carolina in the preseason NIT in Madison Square Garden. The Cardinal's next game was against No. 2 Maryland on Dec. 6, 1998 in the BB&T Classic in Washington, D.C. Stanford, ranked fifth in the Associated Press poll themselves, dropped a 57-49 decision to the Tar Heels and a 62-60 decision to the Terrapins.

MOST POWER FIVE OPPONENTS IN FIVE YEARS

Stanford's challenging nonconference schedule includes five opponents from power five conferences. The Cardinal has already faced North Carolina (ACC), Florida (SEC) and Ohio State (Big Ten), and will play Kansas (Big 12) in Sacramento on Dec. 21. It's the most power five conference opponents in five years, since the Cardinal faced Missouri (SEC), Minnesota (Big Ten), NC State (ACC) and Northwestern (Big Ten) during its 2012 nonconference slate. Stanford went 1-3 in those games, defeating Northwestern (70-68) on the road.

GAME-BY-GAME STARTERS

Opponent	G	G	F	F	C
Cal Poly	Cartwright	White	Pickens	Travis	Humphrey
Pacific	Davis	White	Pickens	Travis	Humphrey
E. Washington	Davis	White	Da Silva	Travis	Humphrey
Northeastern	Davis	White	Da Silva	Travis	Humphrey
North Carolina	Davis	White	Da Silva	Travis	Humphrey
vs. Florida	Davis	White	Da Silva	Travis	Humphrey
vs. Ohio State	Davis	White	Da Silva	Travis	Humphrey
vs. Portland State	Davis	White	Da Silva	Travis	Humphrey

Montana

at Long Beach State

Denver**USF**

vs. Kansas

California**UCLA****USC**

at WSU

at Washington

Arizona State**Arizona**

at USC

at UCLA

Oregon State**Oregon**

at Utah

at Colorado

at California

Washington**WSU**

at Arizona

at Arizona State

CAREER STARTS

Name	Career	2017-18
Michael Humphrey	66	8
Dorian Pickens	53	2
Reid Travis	55	8
Robert Cartwright	14	1
Marcus Sheffield	9	-
Isaac White	8	8
Daejon Davis	7	7
Oscar Da Silva	6	6
Cameron Walker	1	-



Stanford's Record When

Scoring First	2-2
Opponent Scores First	1-3
Lead at Half	3-1
Trail at Half	0-3
Tied at Half	0-1
Overtime	0-0
vs. Top 25	0-2
Decided by 1-4 Points	0-0
Decided by 5-9 Points	1-3
Decided by 10+ Points	2-2
Scoring 100+	0-0
Scoring 90-99	0-0
Scoring 80-89	1-1
Scoring 70-79	2-3
Scoring 60-69	0-1
Scoring 50-59	0-0
Scoring 40-49	0-0
Opp. Scoring 100+	0-1
Opp. Scoring 90-99	0-1
Opp. Scoring 80-89	1-1
Opp. Scoring 70-79	0-1
Opp. Scoring 60-69	1-1
Opp. Scoring 50-59	1-0
Opp. 49 or Fewer	0-0
Shoot 50% or better	1-2
Opp. shoots 50% or better	0-2
Better FG% than Opp.	2-1
FG% is Equal	0-0
Opp. Better FG%	1-4
Outrebounding Opp.	2-3
Rebounds are Equal	1-0
Outrebounded by Opp.	0-2
Fewer TO than Opp.	1-1
Turnovers are Equal	0-0
More TO than Opp.	2-4
6 in Double Figures	0-0
5 in Double Figures	0-0
4 in Double Figures	2-1
Bench Scores More	0-0
Opp. Bench Scores More	3-5
Bench scoring tied	0-0
Wearing Black	0-0
Wearing White	3-2
Wearing Cardinal	0-2
Wearing Gray	0-1
On ESPN/2/U	0-4
On Pac-12 Networks	3-1
On FS1	0-0
On FOX	0-0
On CBS	0-0

VETERAN GROUP

Boasting the fifth-most experienced roster in the nation in terms of games played, Stanford brought back five of its top six scorers from last season.

WHAT RETURNED FROM 2016-17

- 78.4 percent of last year's scoring (1,694 out of 2,162)
- 80.3 percent of last year's rebounding (857 out of 1,067)
- 60.0 percent of last year's assists (251 out of 421)
- 64.7 percent of last year's roster (11 out of 17)
- 100.0 percent of last year's coaches and support staff (11 out of 11)

THE FOURTH-YEAR CLASS

The four members of Stanford's fourth-year class - Reid Travis, Dorian Pickens, Michael Humphrey and Robert Cartwright - accounted for 62.6 percent of the team's scoring and 55.4 percent of the team's rebounding last season. Pickens and Humphrey are true seniors, while Travis and Cartwright have each had their medical hardship waivers granted and are redshirt juniors with another year of eligibility remaining after this season. Cartwright missed the entire 2015-16 season with a compound fracture of his right forearm sustained in preseason practice on Nov. 2, 2015. Travis was forced to miss the final 22 games of the 2015-16 season with a right leg injury. Pickens has missed the last six games with a foot injury.

PETER SAUER CAPTAINSHIP

Head coach Jerod Haase announced the establishment of the Peter Sauer Captainship in September, naming Reid Travis, Dorian Pickens and Michael Humphrey captains. The three will wear patches on their uniforms honoring the legacy of the late Peter Sauer, a team captain and leader of Stanford's 1998 Final Four team. Stanford will celebrate the 20-year anniversary of the 1998 Final Four team during the regular-season home finale against Washington State on Feb. 24, 2018.

TOP-TIER RECRUITING CLASS

After signing a consensus top-25 national recruiting class last season, the Cardinal once again inked one of the nation's top classes for 2018. On Nov. 8, Stanford announced the signing of 6-5 guard Cormac Ryan from New York, New York, and 7-0 forward Keenan Fitzmorris of Overland Park, Kansas. Fitzmorris is the younger brother of Stanford women's volleyball All-American Audriana Fitzmorris.

FIFTH IN PAC-12 PRESEASON POLL

Stanford was selected fifth in the Pac-12 Conference media preseason poll. The Cardinal totaled 182 points to place fifth in a vote of the media members that regularly cover the conference.

WHITE POSTS BEST DEBUT MARK SINCE 1977

Freshman Isaac White's 17-point performance against Cal Poly in the season opener on Nov. 10 was the second-most points by a true freshman in his collegiate debut in the 103-year history of the program. White currently ranks second on the team in scoring at 11.1 ppg.

Top scoring totals by a freshman in their collegiate debut

Name	Points	Date	Opponent
Mark Pitchford	28	Nov. 25, 1977	Cal Poly
Isaac White	17	Nov. 10, 2017	Cal Poly
Todd Lichti	15	Nov. 26, 1985	George Washington
Chasson Randle	15	Nov. 11, 2011	Central Arkansas


FLOOR BURNS STAT COMES TO THE FARM

During his standout collegiate career at Kansas, Jerod Haase was known for his energy and passion on the court, diving for loose balls and taking charges, whatever he could do to help his team win. During his time with the Jayhawks, the "floor burns" stat was created in his honor and is still tracked by the program. Haase totaled 167 in the 1996-97 season. For the second season, Stanford is tracking floor burns as an official stat throughout the year.

FLOOR BURNS

Daejon Davis.....	19	Oscar da Silva	8	Kodye Pugh	3
Michael Humphrey	9	Robert Cartwright	5	Blake Pagon	1
Josh Sharma	9	Isaac White	5		
Reid Travis	9	Dorian Pickens	3	TOTAL	71





0 Kezie Okpala

F • 6-8 • 195 • Fr.
Los Angeles, Calif.
Esperanza HS



1 Daejon Davis

G • 6-3 • 175 • Fr.
Seattle, Wash.
Garfield HS




2 Robert Cartwright

G • 6-2 • 180 • R-Jr.
Pasadena, Calif.
Flintridge Prep



4 Isaac White

G • 6-1 • 185 • Fr.
Adelaide, Australia
Sacred Heart College HS




5 Kodye Pugh

F • 6-8 • 205 • R-Fr.
Baltimore, Md.
Blair Academy (N.J.)



10 Michael Humphrey

F • 6-9 • 245 • Sr.
Phoenix, Ariz.
Sunnyslope HS



11 Dorian Pickens

G • 6-5 • 215 • Sr.
Phoenix, Ariz.
Pinnacle HS



13 Oscar Da Silva

F • 6-9 • 210 • Fr.
Munich, Germany
Ludwig Gymnasium



14 Marcus Sheffield

F • 6-5 • 180 • Jr.
Alpharetta, Ga.
Chattahoochee HS



15 Rodney Herenton

G • 6-1 • 155 • So.
Chicago, Ill.
Stevenson HS



20 Josh Sharma

C • 7-0 • 220 • Jr.
Lexington, Mass.
Northfield Mount Hermon School



21 Cameron Walker

F • 6-7 • 200 • Jr.
Santa Maria, Calif.
Righetti HS



22 Reid Travis

F • 6-8 • 245 • R-Jr.
Minneapolis, Minn.
DeLaSalle HS



25 Blake Pagon

G • 6-4 • 190 • So.
Haymarket, Va.
Battlefield HS



33 Trevor Stanback

F • 6-11 • 220 • So.
Pasadena, Calif
Maranatha HS



Jerod Haase

Anne and Tony Joseph Director of Men's Basketball



Jeff Wulbrun

James C. Gaither Assistant Coach of Men's Basketball



Adam Cohen

Assistant Coach



Jesse Pruitt

Assistant Coach



Tom Orlich

Assistant to the Head Coach



John Janovsky

Director of Operations



Brandon Dunson

Director of Basketball Development



Cory Schlesinger

Sports Performance Coach



Dominic Vincentini

Athletic Trainer



**The Anne and Tony Joseph
Director of Men's Basketball
Jerod Haase**

**Overall: 97-75 (Sixth Season)
Stanford: 17-22 (Second Season)**

After being introduced as the Anne and Tony Joseph Director of Men's Basketball by Jaquish & Kenninger Director of Athletics Bernard Muir on March 25, 2016, Jerod Haase developed a strong relationship with his program and instilled an invested, tough and selfless attitude among his student-athletes.

In his first year at the helm of the Cardinal program, Stanford posted 14 wins against one of the toughest schedules in the nation. Redshirt sophomore Reid Travis earned First Team All-Pac-12 and NABC All-District honors, developing into one of the top players in the conference on both ends of the court. His program finished in the top-10 percent among men's basketball programs nationally in the classroom as well.

Haase and his staff signed a top-tier recruiting class that is rated as high as No. 10 nationally in the 2017 rankings, welcoming the four-member class to The Farm for the 2017-18 season.

Haase arrived on The Farm prior to the 2016-17 season after completing his fourth season as the head coach at UAB, where he led the Blazers to a regular-season Conference USA championship in 2016 and the program's 15th all-time NCAA Tournament appearance in 2015. Haase compiled an 80-53 overall record while improving the Blazers' win total every year.

Tabbed the 2016 Gene Bartow Conference USA Coach of the Year, Haase led the Blazers to a 26-5 overall record and a 16-2 conference mark while capturing their first regular-season title since 2011. Along the way, UAB established school records for overall victories (26), conference wins (16), road wins (10) and consecutive victories (14). Also named the 2016 National Association of Basketball Coaches (NABC) All-District Coach, Haase directed the Blazers to an NIT berth for the 12th time in school history. UAB also finished 16-0 at home in his final season at the helm of the Blazers, extending the nation's fifth-longest home winning streak to 25, while ranking among the nation's best in field goal percentage (.478 - 24th), assists per game (18.4 - 4th) and blocks per game (4th - 6.1).

Under Haase's guidance, UAB returned to the NCAA Tournament in 2015, shocking No. 3 seed Iowa State, 60-59, in the second round for the Blazers' first NCAA victory since 2005. UAB reached the Big Dance after claiming the program's first Conference USA Tournament title despite being seeded No. 4. The triumph marked UAB's first league tournament title since 1987, when the Blazers won the Sun Belt Conference Tournament. More impressively, Haase successfully developed a roster comprised of 10 underclassmen - all players recruited by Haase and his staff - and finished 20-16 overall while guiding the third-youngest team in NCAA Division I.

The Blazers made impressive strides under Haase's leadership during the 2013-14 campaign, finishing 18-13 overall while notching three victories against teams that qualified for the NCAA Tournament. Of UAB's 18 victories, perhaps none were more impressive than the Blazers' 63-59 home win against No. 16 North Carolina. UAB was ranked in the top five nationally in rebounding throughout the season and finished the year ranked second in the country at 44.5 boards per game.

During Haase's first year with the Blazers in 2012-13, UAB won six of its final nine regular-season Conference USA games and collected a victory in the conference tournament.

Prior to arriving at UAB, Haase played for Roy Williams at Kansas and spent 13 years on Williams' staff with the Jayhawks and Tar Heels. A 1997 graduate of Kansas with a degree in business administration, Haase got his start as Kansas' Director of Operations from 1999-2003. During that time, the Jayhawks reached the 2002 Final Four and the national championship game in 2003.

When Williams was named head coach at North Carolina prior to the 2003-04 season, he brought Haase with him as an assistant coach and director of operations, a title Haase held from 2003-09. Haase then served exclusively as an assistant coach during his final three seasons with the Tar Heels.

A native of South Lake Tahoe, Haase attended California in 1992-93 before transferring to Kansas. He helped lead the Jayhawks to three consecutive conference titles and finished his career ranked in the school's top 10 in assists, three-point field goals and steals. Haase started 99 of 101 games at Kansas and scored 1,264 points, averaging 12.5 per game and reaching double figures 74 times. While at Kansas, Haase was a candidate for the Naismith and Wooden Awards.

As a senior in 1996-97, Haase started alongside Jacque Vaughn, Scot Pollard, Paul Pierce and Raef LaFrentz as Kansas finished with a 34-2 record while averaging 12.0 points per game despite playing with a broken wrist. As a sophomore in 1994-95, Haase averaged 15.0 points and was named the Big Eight Conference Newcomer of the Year and also tabbed a second-team all-conference selection.

Haase was a first-team GTE Academic All-American as a senior, a second-team Academic All-American as a junior and a three-time academic all-conference pick. The Jayhawks' Male Scholar-Athlete of the Year in 1997, Haase later earned a master's degree in business at Kansas in 2000.

Haase started 23 games in 1992-93 as a freshman at California, teaming with Jason Kidd in the backcourt.

In 2017, Haase joined the National Advisory Board of the Positive Coaching Alliance, the organization that uses the power of positive reinforcement to pursue winning and the more important goal of teaching life lessons through sports.

Haase, 42, and his wife, the former Mindy Meidinger, have three children: Gavin (11), Garrett (7) and Gabrielle (4).

HAASE'S HEAD COACHING CAREER

Year	School	Overall	Postseason
2012-13	UAB	16-17	
2013-14	UAB	18-13	
2014-15	UAB	20-16	NCAA Third Round
2015-16	UAB	26-7	NIT First Round
2016-17	Stanford	14-16	
2017-18	Stanford	3-5	
Sixth Season		97-75	2 Appearances

COACHING CAREER

2016-Present: Head Coach (Stanford)

2012-16: Head Coach (UAB)

2004-05, 2006-07, 2008-09: Director of Operations (North Carolina)

2003-04, 2005-06, 2007-08, 2009-12: Assistant Coach (North Carolina)

1999-2003: Administrative Assistant (Kansas)

COLLEGE CAREER/HONORS

1992-93: California

1994-97: Kansas

Big Eight Newcomer of the Year (1995)

Second Team All-Big Eight (1995)

Big Eight All-Defensive Team (1996)

Third Team All-Big XII (1996)

GTE Second Team Academic All-American (1996)

GTE First Team Academic All-American (1997)

Kansas Male Scholar Athlete of the Year (1997)

PERSONAL

Birthdate: April 1, 1974

Age: 42

Hometown: South Lake Tahoe, Calif.

Education: Kansas (B.S., Business Administration, 1997), Kansas (M.S., Business, 2000)

Wife: Mindy

Children: Gavin (11), Garrett (7) and Gabrielle (4)





CAREER HIGHS

Points	:
Rebounds.....	:
Assists.....	:
Steals	:
Minutes	:

SEASON HIGHS

Points	:
Rebounds.....	:
Assists.....	:
Steals	:
Minutes	:

2017-18 GAME-BY-GAME

Opponent	Min.	FG	3FG FT	O D R	PF	A	T	B	S	Pts
Cal Poly										DNP
Pacific										DNP
EWU										DNP
Northeastern										DNP
N. Carolina										DNP
Florida										DNP
Ohio St.										DNP
Portland St.										DNP
Montana										
Long Beach St.										
Denver										
San Francisco										
Kansas										
California										
UCLA										
USC										
Wash. St.										
Washington										
Arizona St.										
Arizona										
USC										
UCLA										
Oregon St.										
Oregon										
Utah										
Colorado										
Washington										
Wash. St.										
Arizona										
Arizona St.										

Category	2017-18 (Career)
Double-doubles	0 (0)
Double-figure pts.	0 (0)
Double-figure reb.	0 (0)
20-point games	0 (0)
30-point games	0 (0)

- Has not seen action yet this season
- 2017 graduate of Esperanza High School in Anaheim
- Ranked No. 27 by Scout, No. 30 by Rivals and No. 42 by ESPN
- Orange County Register Boys Basketball Player of the Year
- Ball Is Life All-American
- Ranked as the top small forward in the state of California
- Guided Esperanza HS to its first CIF State Division II championship in school history
- Set Esperanza High School's single-season record for scoring average
- Scored 22 points in the state championship win over
- Averaged 30 points, 11 rebounds and two blocks per game as a senior in 2017
- Posted 974 points during his senior campaign, one of the highest totals in Orange County history
- Established a school single-game record 46 pts (breaking own record) in a win over Crossroads
- Two-time Crestview League Player of the Year (junior and senior season)
- Two-time First Team All-Orange County selection by the Orange County Register
- Averaged 23 pts. per game as a junior guiding Esperanza to its first conference title in four years
- Growth spurt transformed the 5-10 freshman in 2014 to a 6-8 senior in 2016
- Played for the So-Cal All-Stars AAU program

CAREER STATISTICS

Year	G-Gs	Min	Fg-Fga	Pct	3p-3pa	Pct	Ft-Fta	Pct	Reb	Avg	Pf	Ast	To	Blk	St	Tp	Avg
2017-18	0-0	0	0-0	.000	0-0	.000	0-0	.000	0	0	0.0	0	0	0	0	0	0.0



CAREER HIGHS

Points	15, vs. Ohio State (11/24/17)
Rebounds.....	8, vs. North Carolina (11/20/17)
Assists.....	7, Florida (11/23/17)
Steals	2, Pacific (11/12/17)
Minutes.....	32, 2x, last vs. Portland St. (11/26/17)

SEASON HIGHS

Points	15, vs. Ohio State (11/24/17)
Rebounds.....	8, vs. North Carolina (11/20/17)
Assists.....	7, Florida (11/23/17)
Steals	2, Pacific (11/12/17)
Minutes.....	32, 2x, last vs. Portland St. (11/26/17)

2017-18 GAME-BY-GAME

Opponent	Min.	FG	3FG FT	O D R	PF	A	T	B	S	Pts		
Cal Poly										DNP		
Pacific*	26	1-2	0-0	2-2	0	1	4	5	3	0	2	4
EWU*	32	0-5	0-0	2-4	3	3	6	1	3	4	0	2
Northeastern*	27	4-10	0-1	2-4	0	4	4	4	6	5	0	10
N. Carolina*	28	3-5	0-0	4-6	0	8	8	3	3	5	0	10
Florida*	29	4-5	0-0	1-1	1	2	3	3	7	6	0	9
Ohio St.*	26	5-11	0-2	5-10	0	4	4	5	3	3	1	15
Portland St.*	32	2-5	1-2	3-6	1	3	4	1	5	11	1	8
Montana												
Long Beach St.												
Denver												
San Francisco												
Kansas												
California												
UCLA												
USC												
Wash. St.												
Washington												
Arizona St.												
Arizona												
USC												
UCLA												
Oregon St.												
Oregon												
Utah												
Colorado												
Washington												
Wash. St.												
Arizona												
Arizona St.												

Category	2017-18 (Career)
Double-doubles	0 (0)
Double-figure pts.	3 (3)
Double-figure asts.	0 (0)
20-point games	0 (0)
30-point games	0 (0)

- Has started all seven games he has played in
- Averaging 10.4 points, 4.6 rebounds and 4.8 assists in 28.4 minutes in last two games. Averaged 3.0 ppg in first two games
- Served as the starting point guard in his collegiate debut against Pacific. Missed season opener due to injury.
- Career-best 15 points in 26 minutes against Ohio State
- 2017 graduate of Garfield High School in Seattle
- Consensus top-50 prospect in 2017 class, ranked 39th by Scout, 58th by ESPN and 47th by Rivals
- Consensus top-15 national prospect at his position
- Selected to the 2015-16 USA Basketball Men's Junior National Team
- One of 18 finalists for the 2016 USA Basketball men's Under-17 World Championship Team
- Led the Garfield HS to Washington's Class 3A state championship game as a senior in 2017
- Averaged 18.8 points, 6.8 rebounds and 4.5 assists per game his senior season
- Associated Press Washington All-State selection
- Member of the Seattle Times' Star Times Team

CAREER STATISTICS

Year	G-Gs	Min	Fg-Fga	Pct	3p-3pa	Pct	Ft-Fta	Pct	Reb	Avg	Pf	Ast	To	Blk	St	Tp	Avg
2017-18	7-7	200	19-43	.442	1-5	.200	19-33	.576	30	4.3	21	32	37	2	4	58	8.3



CAREER HIGHS

Points 21, vs. Washington State (1/12/17)
 Rebounds..... 5, at UCLA (1/8/17)
 Assists..... 9, at UCLA (1/8/17)
 Steals 3, 3x, last vs. Florida (11/23/17)
 Minutes 35, vs. Washington (1/14/17)

SEASON HIGHS

Points 19, vs. Portland St. (11/26/17)
 Rebounds..... 4, 2x, last North Carolina (11/20/17)
 Assists..... 5, Pacific (11/12/17)
 Steals 3, vs. Florida (11/23/17)
 Minutes 32, vs. Cal Poly (11/10/17)

2017-18 GAME-BY-GAME

Opponent	Min.	FG	3FG FT	O D R	PF A	T O B S	Pts
Cal Poly*	32	4-9	2-4	0-0	0 2 2	0 4 3	0 1 10
Pacific	23	2-5	1-3	4-4	0 0 0	3 5 1	0 1 9
EWU	20	4-8	1-3	3-6	0 2 2	3 1 0	0 1 12
Northeastern	28	2-7	0-3	0-0	0 4 4	2 4 1	0 2 4
N. Carolina	26	0-5	0-1	2-4	0 4 4	1 4 1	0 2 2
Florida	23	6-10	2-4	3-3	0 2 2	2 4 2	0 3 17
Ohio St.	24	3-10	2-7	0-0	0 1 1	2 1 1	0 0 8
Portland St.	25	7-10	3-4	2-2	0 0 0	4 2 2	1 1 19
Montana							
Long Beach St.							
Denver							
San Francisco							
Kansas							
California							
UCLA							
USC							
Wash. St.							
Washington							
Arizona St.							
Arizona							
USC							
UCLA							
Oregon St.							
Oregon							
Utah							
Colorado							
Washington							
Wash. St.							
Arizona							
Arizona St.							

- Has played in all eight games, starting the season opener
- 10.1 scoring average is 3.4 more ppg than his average last year
- Averaging 25.1 minutes per game this season
- Season-high 19 points in 25 minutes vs. Portland St. last game
- Played in all 31 games with 12 starts last season
- Averaged 24.7 minutes, played 20+ minutes in 26 contests
- Ranks eighth in the Pac-12 in assist/turnover ratio (2.3)
- Finished last season ranked seventh in the conference in assists (4.2) in conference play and 10th overall (3.5) last season
- Ranked fourth in Pac-12 in assist/turnover ratio (2.6) in conference play and sixth overall (2.3)
- Career-high 21 points to go along with seven assists against Washington State last year
- Career-highs in assists (9) and rebounds (5) to along with 18 points at UCLA last season
- Entered 2015-16 season as the starting point guard before he suffered a compound fracture of his right forearm in preseason practice, which required season-ending surgery

Category	2017-18 (Career)
Double-doubles	0 (0)
Double-figure pts.	4 (13)
Double-figure asts.	0 (0)
20-point games	0 (1)
30-point games	0 (0)

CAREER STATISTICS

Year	G-Gs	Min	Fg-Fga	Pct	3p-3pa	Pct	Ft-Fta	Pct	Reb	Avg	Pf	Ast	To	Blk	St	Tp	Avg
2014-15	36-1	399	23-64	.359	12-36	.333	11-17	.647	34	0.9	38	24	13	1	9	69	1.9
2015-16	-	-	-	-	-	-	-	-	-	-	-	-	-	-	-	-	-
2016-17	31-12	765	74-209	.354	28-104	.269	32-42	.762	56	1.8	50	110	48	1	30	208	6.7
2017-18	8-1	201	28-64	.438	11-29	.379	14-19	.737	15	1.9	17	25	11	1	11	81	10.1
Totals	75-14	1365	125-337	.371	51-169	.302	57-78	.731	105	1.4	105	159	72	3	50	358	4.8



CAREER HIGHS

Points 20, vs. North Carolina (11/20/17)
 Rebounds..... 4, 2x, last vs. Portland St. (11/26/17)
 Assists..... 3, vs. Eastern Washington (11/14/17)
 Steals 2, vs. Portland St. (11/26/17)
 Minutes..... 36, vs. Eastern Washington (11/14/17)

SEASON HIGHS

Points 20, vs. North Carolina (11/20/17)
 Rebounds..... 4, 2x, last vs. Portland St. (11/26/17)
 Assists..... 3, vs. Eastern Washington (11/14/17)
 Steals 2, vs. Portland St. (11/26/17)
 Minutes..... 36, vs. Eastern Washington (11/14/17)

2017-18 GAME-BY-GAME

Opponent	Min.	FG	3FG FT	O D R	PF A	T O B S	Pts
Cal Poly*	26	5-9	5-5	2-4	0 2 2	1 1 2	0 0 17
Pacific*	23	2-7	1-6	0-0	0 0 0	1 2 2	0 0 5
EWU*	36	2-10	1-7	0-0	0 2 2	3 3 0	0 0 5
Northeastern*	35	5-7	3-3	4-4	0 4 4	0 1 1	0 0 17
N. Carolina*	34	7-12	3-7	3-4	0 1 1	1 0 2	0 0 20
Florida*	24	1-7	1-5	2-2	0 2 2	0 1 0	0 0 5
Ohio St.*	33	2-8	1-6	4-4	0 1 1	2 0 4	0 0 9
Portland St.*	22	3-8	3-7	2-2	0 4 4	2 1 2	0 2 11
Montana							
Long Beach St.							
Denver							
San Francisco							
Kansas							
California							
UCLA							
USC							
Wash. St.							
Washington							
Arizona St.							
Arizona							
USC							
UCLA							
Oregon St.							
Oregon							
Utah							
Colorado							
Washington							
Wash. St.							
Arizona							
Arizona St.							

- Has started all eight games in his collegiate career
- Ranks second on the team in scoring at 11.1 ppg
- Career-high 20 points against No. 9 North Carolina
- Connected on a three-pointer in every game this season, with multiple threes in four contests
- 17 points in his collegiate debut was most in nearly 40 years
- Leads team and ranks ninth in the Pac-12 in three-point FGs (18)
- His 29.1 minutes per game is second most minutes on the team
- One of Australia's top prospects
- Led South Australia to the 2017 national title
- Averaged 20.9 points, while also leading national team in assists, free throws (80)
- Posted a 53.6 shooting percentage from three-point range in high school
- Led South Australia team in scoring each of the his two years at the U20 Junior Championships
- Led U18 Australian team to a 50-3 record
- Played for the Sturt Sabres of Australia's Premier League
- Named the Premier League's top Under 21 player
- Averaged 15.0 points his first season and nearly 30.0 points last season
- Posted a 65-point performance (10 three-pointers) against West Adelaide

Category	2017-18 (Career)
Double-doubles	0 (0)
Double-figure pts.	4 (4)
Double-figure asts.	0 (0)
20-point games	1 (1)
30-point games	0 (0)

CAREER STATISTICS

Year	G-Gs	Min	Fg-Fga	Pct	3p-3pa	Pct	Ft-Fta	Pct	Reb	Avg	Pf	Ast	To	Blk	St	Tp	Avg
2017-18	8-8	233	27-68	.397	18-46	.391	17-20	.850	16	2.0	10	9	13	0	2	89	11.1



CAREER HIGHS

Points 3, vs. Florida (11/23/17)
 Rebounds..... 1, 3x, last vs. Ohio St. (11/24/17)
 Assists..... 3, vs. Ohio St. (11/24/17)
 Steals 1, vs. Cal Poly (11/10/17)
 Minutes 14, 2x, last vs. North Carolina (11/20/17)

SEASON HIGHS

Points 3, vs. Florida (11/23/17)
 Rebounds..... 1, 3x, last vs. Ohio St. (11/24/17)
 Assists..... 3, vs. Ohio St. (11/24/17)
 Steals 1, vs. Cal Poly (11/10/17)
 Minutes 14, 2x, last vs. North Carolina (11/20/17)

2017-18 GAME-BY-GAME

Opponent	Min.	FG	3FG	FT	O	D	R	PF	A	T	B	S	Pts
Cal Poly	14	0-1	0-1	2-2	0	1	4	0	1	0	1	2	
Pacific	2	0-0	0-0	0-0	0	0	0	0	0	0	0	0	
EWU													
Northeastern													
N. Carolina	14	0-4	0-3	0-0	0	0	0	2	2	3	0	0	
Florida	11	1-1	0-0	1-2	0	1	1	0	0	1	0	0	3
Ohio St.	6	0-1	0-0	0-1	1	0	1	1	3	0	0	0	
Portland St.													
Montana													
Long Beach St.													
Denver													
San Francisco													
Kansas													
California													
UCLA													
USC													
Wash. St.													
Washington													
Arizona St.													
Arizona													
USC													
UCLA													
Oregon St.													
Oregon													
Utah													
Colorado													
Washington													
Wash. St.													
Arizona													
Arizona St.													

Category	2017-18 (Career)
Double-doubles	0 (0)
Double-figure pts.	0 (0)
Double-figure reb.	0 (0)
20-point games	0 (0)
30-point games	0 (0)

- Made debut in season opener after redshirting last year
- Has missed three games with ankle injury suffered in the second game. Returned for three games, before re-aggravating injury.
- Three assists in six minutes of action in his last game vs. Ohio St.
- 2016 graduate of Blair Academy in Blairstown, New Jersey
- Member of the Rivals100 team
- Top-100 prospect by both Scout.com and 247Sports.com
- Ranked No. 11 at his position by 247Sports.com and No. 21 by ESPN.com
- Averaged 14 points and six rebounds during senior season for the Buccaneers
- 2015-16 All-Mid-Atlantic Prep League
- Played two seasons at Boys' Latin School of Maryland
- Two-time MVP and two-time all-conference selection at Boys' Latin School of Maryland
- Averaged 20.2 points and 10.1 rebounds with 14 double-doubles as a junior
- Second-team All-USA Maryland Boys Basketball pick and a DMVelite All-Maryland first-team pick his junior season of high school

CAREER STATISTICS

Year	G-Gs	Min	Fg-Fga	Pct	3p-3pa	Pct	Ft-Fta	Pct	Reb	Avg	Pf	Ast	To	Blk	St	Tp	Avg
2017-18	5-0	47	1-7	.143	0-4	.000	3-5	.600	3	0.6	7	5	5	0	1	5	1.0



CAREER HIGHS

Points 27, at UCLA (1/8/17)
 Rebounds..... 18, vs. Pacific (11/12/17)
 Assists..... 4, at USC (1/5/17)
 Blocks 7, vs. Green Bay (11/13/15)
 Minutes 37, at Washington State (2/18/16)

SEASON HIGHS

Points 26, vs. Pacific (11/12/17)
 Rebounds..... 18, vs. Pacific (11/12/17)
 Assists..... 2, vs. North Carolina (11/20/17)
 Blocks 2, Eastern Washington (11/14/17)
 Minutes 35, Eastern Washington (11/14/17)

2017-18 GAME-BY-GAME

Opponent	Min.	FG	3FG	FT	O	D	R	PF	A	T	B	S	Pts
Cal Poly*	28	0-2	0-0	0-0	1	8	9	1	1	1	0	0	
Pacific*	31	6-12	2-3	12-14	15	18	4	0	3	2	0	26	
EWU*	35	3-13	0-4	2-3	1	10	11	4	0	1	2	1	8
Northeastern*	31	6-11	2-2	3-3	5	6	11	2	1	1	0	1	17
N. Carolina*	24	3-8	2-2	2-2	1	3	4	3	2	1	0	1	10
Florida*	18	3-4	0-0	4-4	0	1	1	4	0	2	1	0	10
Ohio St.*	31	3-11	1-2	2-2	1	8	9	5	0	1	0	3	9
Portland St.*	20	3-6	0-0	0-0	1	4	5	4	1	4	0	0	6
Montana													
Long Beach St.													
Denver													
San Francisco													
Kansas													
California													
UCLA													
USC													
Wash. St.													
Washington													
Arizona St.													
Arizona													
USC													
UCLA													
Oregon St.													
Oregon													
Utah													
Colorado													
Washington													
Wash. St.													
Arizona													
Arizona St.													

Category	2017-18 (Career)
Double-doubles	2 (10)
Double-figure pts.	4 (31)
Double-figure reb.	3 (15)
20-point games	1 (6)
30-point games	0 (0)

- Third-year starting center and first-year team captain
- Leads the Pac-12 in free-throw percentage (89.3), 25-for-28
- Leads team and ranks sixth in Pac-12 in rebounding (8.5 rpg)
- Active career rebounding leader with 527 rebounds
- Active career games leader (98), four more than Dorian Pickens
- Career-high 18 rebounds with season-high 26 points vs. Pacific
- Started 24 games last season, including 16 of the last 17 contests (did not start on Senior Day)
- Played in 30 of 31 games last season
- Started 25 games overall, coming off the bench in five contests in 2016-17
- Ranked 13th in the Pac-12 in rebounding (7.4 rpg) in conference play and 15th overall (6.2 rpg)
- Ranked fifth in the Pac-12 in off. rebs. (2.8 orpg) in conference play and 10th overall (2.2 orpg)
- Grabbed 94 rebounds (9.4 rpg) over a 10-game stretch in Pac-12 play
- Career-high 27 points and 14 rebounds in 34 minutes at UCLA
- Averaged 12.0 ppg and 11.5 rpg in two games at Arizona and Arizona State (his home state)

CAREER STATISTICS

Year	G-Gs	Min	Fg-Fga	Pct	3p-3pa	Pct	Ft-Fta	Pct	Reb	Avg	Pf	Ast	To	Blk	St	Tp	Avg
2014-15	30-6	338	41-74	.554	0-2	.000	11-22	.500	81	2.7	76	13	15	23	11	93	3.1
2015-16	30-27	726	128-260	.492	9-28	.321	45-70	.643	191	6.4	95	23	45	38	30	310	10.3
2016-17	30-25	721	113-248	.456	6-27	.222	51-70	.729	187	6.2	104	28	48	18	27	283	9.4
2017-18	8-8	218	27-67	.403	7-13	.538	25-28	.893	68	8.5	27	5	14	6	6	86	10.8
Totals	98-66	2003	309-649	.476	22-70	.314	132-190	.695	527	5.4	302	69	122	85	74	772	7.9



CAREER HIGHS

Points.....25, 2x, last vs. Idaho (12/22/16)
 Rebounds..... 10, vs. Villanova (11/26/15)
 Assists..... 8, vs. Charleston So. (11/15/15)
 Steals 4, 3x, last vs. Oregon State (2/22/17)
 Minutes..... 37, 3x, last vs. SetonHall (11/27/16)

SEASON HIGHS

Points.....11, vs. Pacific (11/12/17)
 Rebounds..... 6, vs. Pacific (11/12/17)
 Assists..... 4, vs. Pacific (11/12/17)
 Steals..... 1, 2x, last vs. Pacific (11/12/17)
 Minutes..... 31, vs. Pacific (11/12/17)

2017-18 GAME-BY-GAME

Opponent	Min.	FG	3FG FT	OD	R	PF	A	TO	B	S	Pts	
Cal Poly*	28	3-9	0-5	4-5	0	3	3	1	1	1	0	10
Pacific*	31	3-10	2-8	3-3	1	5	6	2	4	3	0	11
EWU												
Northeastern												
N. Carolina												
Florida												
Ohio St.												
Portland St.												
Montana												
Long Beach St.												
Denver												
San Francisco												
Kansas												
California												
UCLA												
USC												
Wash. St.												
Washington												
Arizona St.												
Arizona												
USC												
UCLA												
Oregon St.												
Oregon												
Utah												
Colorado												
Washington												
Wash. St.												
Arizona												
Arizona St.												

Category	2017-18 (Career)
Double-doubles	0 (1)
Double-figure pts.	1 (41)
Double-figure reb.	0 (1)
20-point games	0 (8)
30-point games	0 (0)

- Second-year starting forward and first-year team captain
- Has missed last six games with a foot injury suffered vs. Pacific
- Had his streak of 63 consecutive games played snapped in Eastern Washington game earlier this year
- Named to the 2017 National Association of Basketball Coaches Honors Court, recognizing juniors & seniors with at least 3.2 GPA
- Only player to start all 31 games last season
- Registered at least one three-point field goal in all but four games, with multiple three-point field goals in 19 contests last season
- Led the team in minutes played with 29.9 mpg, ranked second in scoring with 12.6 ppg
- Ranked 23rd in the Pac-12 in scoring (12.6 ppg) in conf. games and 24th overall (12.3 ppg)
- Ranked ninth in the Pac-12 in three-point field goals made in conference play with 39 (2.2) and 11th overall with 67 (2.2)
- Currently owns more than 150 pairs of shoes

CAREER STATISTICS

Year	G-Gs	Min	Fg-Fga	Pct	3p-3pa	Pct	Ft-Fta	Pct	Reb	Avg	Pf	Ast	To	Blk	St	Tp	Avg
2014-15	31-1	267	17-48	.354	9-25	.360	18-26	.692	31	1.0	20	17	14	1	6	61	2.0
2015-16	30-19	880	117-280	.418	52-144	.361	84-114	.737	109	3.6	65	56	33	4	31	370	12.3
2016-17	31-31	927	123-287	.429	67-169	.396	79-107	.738	109	3.5	57	38	43	3	32	392	12.6
2017-18	2-2	59	6-19	.316	2-13	.154	7-8	.875	9	4.5	3	5	4	0	2	21	10.5
Totals	94-53	2133	263-634	.415	130-351	.370	188-255	.737	258	2.7	145	116	94	8	71	844	9.0



CAREER HIGHS

Points.....14, vs. Ohio St. (11/24/17)
 Rebounds 17, vs. Eastern Washington (11/14/17)
 Assists.....2, vs. Ohio St. (11/24/17)
 Blocks 2, 3x, last vs. North Carolina (11/20/17)
 Minutes..... 38 vs. Eastern Washington (11/14/17)

SEASON HIGHS

Points..... 14, vs. Ohio State (11/24/17)
 Rebounds 17, vs. Eastern Washington (11/14/17)
 Assists.....2, vs. Ohio State (11/24/17)
 Blocks 2, 3x, last vs. North Carolina (11/20/17)
 Minutes..... 38 vs. Eastern Washington (11/14/17)

2017-18 GAME-BY-GAME

Opponent	Min.	FG	3FG FT	OD	R	PF	A	TO	B	S	Pts	
Cal Poly	21	3-4	1-1	0-0	2	2	4	0	1	4	2	7
Pacific	21	1-3	0-0	5-6	3	3	6	3	0	0	2	7
EWU*	38	5-9	0-0	2-2	6	11	17	5	0	2	0	12
Northeastern*	26	2-5	1-2	0-0	2	2	4	3	0	0	1	5
N. Carolina*	21	2-4	1-2	0-0	0	2	2	5	1	4	2	5
Florida*	28	2-5	1-3	2-2	1	4	5	4	1	2	1	7
Ohio St.*	37	5-7	2-2	2-2	2	1	3	3	2	1	1	14
Portland St.*	33	2-5	0-0	0-1	2	6	8	5	1	3	1	4
Montana												
Long Beach St.												
Denver												
San Francisco												
Kansas												
California												
UCLA												
USC												
Wash. St.												
Washington												
Arizona St.												
Arizona												
USC												
UCLA												
Oregon St.												
Oregon												
Utah												
Colorado												
Washington												
Wash. St.												
Arizona												
Arizona St.												

Category	2017-18 (Career)
Double-doubles	1 (1)
Double-figure pts.	2 (2)
Double-figure reb.	1 (1)
20-point games	0 (0)
30-point games	0 (0)

- One of three freshmen starters, has started last six games
- Has averaged 28.1 minutes per game
- Posted his first career double-double with 12 points and 17 rebounds against Eastern Washington
- Leads team and is tied for eighth in the Pac-12 in blocks with 10
- Season-best 14 points against Ohio State in the PK80 event
- Native of Munich, regarded as one of Germany's top prospects
- Played for Germany's Under 19 National Team that competed in the 2017 FIBA U19 World Cup in Cairo, Egypt, leading Germany to fifth place in the tournament
- Started all seven games for Germany in the tournament and averaged 10.3 points, 4.0 rebounds, 1.7 steals and 1.4 blocks in 25.7 minutes per game
- Competed for Germany in the Under 18 European Championship in 2016, leading Germany to a fourth-place finish with an average of 9.5 points and 6.0 rebounds per game
- Also played for Germany's Under 18 National Team in the prestigious Albert Schweitzer Tournament in April of 2016, averaging 7.0 points, 5.4 rebounds and 1.7 blocks.
- Member of the Nachwuchs & Jugend Basketball Bundesliga's (NBBL) MTSV Schwabing
- Speaks six languages fluently

CAREER STATISTICS

Year	G-Gs	Min	Fg-Fga	Pct	3p-3pa	Pct	Ft-Fta	Pct	Reb	Avg	Pf	Ast	To	Blk	St	Tp	Avg
2017-18	8-6	225	22-42	.524	6-10	.600	11-14	.786	49	6.1	28	6	16	10	7	61	7.6



CAREER HIGHS

Points 35, vs. Arizona State (12/30/16)
 Rebounds 6, 2x, last vs. Washington St. (1/12/17)
 Assists 4, 2x, last vs. Oregon State (2/22/17)
 Steals 3, 2x, last at Arizona State (2/11/17)
 Minutes... 32, 2x, last vs. Arizona State (12/30/16)

SEASON HIGHS

Points
 Rebounds.....
 Assists.....
 Steals
 Minutes.....

2017-18 GAME-BY-GAME

Opponent	Min.	FG	3FG FT	O	D	R	PF	A	T	B	S	Pts
Cal Poly			DNP									
Pacific			DNP									
EWU			DNP									
Northeastern			DNP									
N. Carolina			DNP									
Florida			DNP									
Ohio St.			DNP									
Portland St.			DNP									
Montana												
Long Beach St.												
Denver												
San Francisco												
Kansas												
California												
UCLA												
USC												
Wash. St.												
Washington												
Arizona St.												
Arizona												
USC												
UCLA												
Oregon St.												
Oregon												
Utah												
Colorado												
Washington												
Wash. St.												
Arizona												
Arizona St.												

- Projected starting forward, who has missed the first eight games with a foot injury
- Played in all 31 games with five starts last season
- Averaged 18.9 minutes, played 20+ min.in 14 contests last year
- Career-high 35 points (tied for 19th-most in a game in school history) in a career-long 32 min. in the Pac-12 opener vs. ASU
- Averaged 6.7 ppg, recording double figures in the scoring column in six games
- Led team with 19 points (8-of-9 FT) off the bench in first meeting with Colorado
- Matched his career-high with six rebounds at home against Washington State
- Poured in 17 points against Cal State Northridge
- Career-best three steals on three occasions, against Arizona State (at ASU and in the Pac-12 Tournament) and Colorado State
- Played at least 20 minutes in nine of his final 14 games last season
- First Team All-State selection in Georgia as a senior, averaging 28.0 ppg
- Father, Marcus, played basketball at Morgan State and in Puerto Rico

Category	2017-18 (Career)
Double-doubles	0 (0)
Double-figure pts.	0 (12)
Double-figure reb.	0 (0)
20-point games	0 (1)
30-point games	0 (1)

CAREER STATISTICS

Year	G-Gs	Min	Fg-Fga	Pct	3p-3pa	Pct	Ft-Fta	Pct	Reb	Avg	Pf	Ast	To	Blk	St	Tp	Avg
2015-16	28-4	467	56-144	.389	17-45	.378	40-57	.702	63	2.3	40	28	32	2	13	169	6.0
2016-17	31-5	587	66-182	.363	23-71	.324	52-64	.813	48	1.5	39	48	38	2	26	207	6.7
2017-18	0-0	000	0-0	.000	0-0	.000	0-0	.000	0	0.0	0	0	0	0	0	0	0.0
Totals	58-9	1033	119-318	.374	38-112	.339	92-121	.760	109	1.9	79	72	70	4	36	368	6.3



CAREER HIGHS

Points 15, vs. CSUN (11/15/16)
 Rebounds..... 7, 2X, last vs. Washington (1/14/17)
 Assists 1, 4x, last vs. Cal Poly (11/10/17)
 Blocks 4, vs. Carroll College (12/27/15)
 Minutes..... 26, at USC (1/5/17)

SEASON HIGHS

Points 9, vs. Florida (11/23/17)
 Rebounds..... 6, vs. Florida (11/23/17)
 Assists..... 1, vs. Cal Poly (11/10/17)
 Blocks 2, 3x, last vs. Portland St. (11/26/17)
 Minutes..... 20, vs. Florida (11/23/17)

2017-18 GAME-BY-GAME

Opponent	Min.	FG	3FG FT	O	D	R	PF	A	T	B	S	Pts
Cal Poly	10	1-2	0-1	2-2	0	2	2	1	1	0	4	4
Pacific	9	2-4	0-2	0-0	0	1	1	3	0	1	0	4
EWU	7	1-3	0-0	0-2	0	0	0	0	0	1	0	2
Northeastern*	11	2-2	0-0	0-0	1	2	3	0	0	1	1	4
N. Carolina	13	1-4	0-1	2-2	1	1	2	0	0	0	2	4
Florida	20	3-5	2-2	1-4	1	5	6	4	0	0	0	9
Ohio St.	9	0-0	0-0	2-2	1	2	3	2	0	0	2	2
Portland St.	15	1-1	0-0	0-0	1	3	4	5	0	2	2	2
Montana												
Long Beach St.												
Denver												
San Francisco												
Kansas												
California												
UCLA												
USC												
Wash. St.												
Washington												
Arizona St.												
Arizona												
USC												
UCLA												
Oregon St.												
Oregon												
Utah												
Colorado												
Washington												
Wash. St.												
Arizona												
Arizona St.												

- Has appeared in each of the first eight games
- Season-best totals in points (9) and rebounds (6) in season-long 20 minutes against No. 7 Florida in the PK80 event
- Has posted four blocks over the last two games
- Saw action in all 31 games last season
- Averaged 13.4 minutes per contest in 2016-17
- Recorded a team-best 34 blocks on the year, including 21 blocks in Pac-12 play
- Ranked eighth in the Pac-12 in blocks (1.2 bpg) in conference action and 13th overall (1.1 bpg)
- Recorded multiple blocks in 11 games last year
- Posted career-high 15 points to go along with five rebs in 19 minutes against Cal State Northridge
- Registered career-best seven rebounds at USC and against Washington
- Grabbed at least five rebounds in nine games this season
- Posted six points, five rebounds and two blocks in 20 minutes vs. Arizona State

Category	2017-18 (Career)
Double-doubles	0 (0)
Double-figure pts.	0 (1)
Double-figure reb.	0 (0)
20-point games	0 (0)
30-point games	0 (0)

CAREER STATISTICS

Year	G-Gs	Min	Fg-Fga	Pct	3p-3pa	Pct	Ft-Fta	Pct	Reb	Avg	Pf	Ast	To	Blk	St	Tp	Avg
2015-16	26-0	205	22-46	.478	1-6	.167	5-13	.385	40	1.5	43	3	6	23	5	50	1.9
2016-17	31-0	416	41-105	.390	6-22	.273	13-29	.448	89	2.9	80	4	22	34	8	101	3.3
2017-18	8-0	94	11-21	.524	2-6	.333	7-12	.583	21	2.6	16	1	6	8	0	31	3.9
Totals	65-0	715	74-172	.430	9-34	.265	25-54	.463	150	2.3	139	8	34	65	13	182	2.8



CAREER HIGHS

Points 29, at Kansas (12/3/16)
 Rebounds..... 17, vs. Harvard (11/11/16)
 Assists..... 4, 2x, last vs. Cal Poly (11/10/17)
 Steals 3, 2x, last vs. North Carolina (11/20/17)
 Minutes..... 40, vs. Northeastern (11/17/17)

SEASON HIGHS

Points 28, vs. Portland St. (11/26/17)
 Rebounds..... 14, vs. Portland St. (11/26/17)
 Assists..... 4, vs. Cal Poly (11/10/17)
 Steals 3, 2x, last vs. North Carolina (11/20/17)
 Minutes..... 40, vs. Northeastern (11/17/17)

2017-18 GAME-BY-GAME

Opponent	Min.	FG	3FG FT	O	D	R	PF	A	T	B	S	Pts	
Cal Poly*	35	9-16	1-2	7-10	6	6	12	0	4	3	0	26	
Pacific*	34	7-12	0-2	9-10	1	5	6	3	3	1	0	23	
EWU*	32	6-14	0-2	8-10	1	4	5	3	1	0	0	20	
Northeastern*	40	7-14	0-0	2-4	0	4	4	2	2	1	0	3	16
N. Carolina*	34	8-13	1-3	4-9	1	5	6	3	2	3	0	3	21
Florida*	30	6-12	1-3	10-11	5	5	3	1	5	0	1	23	
Ohio St.*	31	4-13	0-2	6-9	2	4	6	5	2	3	0	1	14
Portland St.*	34	10-18	0-0	8-11	6	8	14	3	1	4	0	0	28
Montana													
Long Beach St.													
Denver													
San Francisco													
Kansas													
California													
UCLA													
USC													
Wash. St.													
Washington													
Arizona St.													
Arizona													
USC													
UCLA													
Oregon St.													
Oregon													
Utah													
Colorado													
Washington													
Wash. St.													
Arizona													
Arizona St.													

- Third-year starter and third-year captain
- Member of the Naismith Trophy, Oscar Robertson Trophy, Karl Malone Award and Lute Olson Award and preseason watch list
- Fourth in the Pac-12 in scoring and 12th in conf. in rebounding
- Two double-doubles this season and 12 in his career
- One-point shy of his career-high scoring total with 28 points last time out against Portland State. Also collected a season-best 14 rebounds vs. the Vikings
- Has attempted 14 threes in first eight games this year after attempting one in first 62 games
- Has recorded 16 assists already this season after totaling 14 assists in 27 games last season
- 2017 First Team All-Pac-12 selection by the coaches
- 2017 National Association of Basketball Coaches Second Team All-District selection
- Only player in the Pac-12 and one of only five individuals in the top six conferences to finish last season ranked in the top five of his conference in both scoring and rebounding
- Led the team in nine categories last season
- Career-high 29 points and nine rebounds at No. 4 Kansas

Category	2017-18 (Career)
Double-doubles	2 (12)
Double-figure pts.	8 (43)
Double-figure reb.	2 (17)
20-point games	6 (15)
30-point games	0 (0)

CAREER STATISTICS

Year	G-Gs	Min	Fg-Fga	Pct	3p-3pa	Pct	Ft-Fta	Pct	Reb	Avg	Pf	Ast	To	Blk	St	Tp	Avg
2014-15	28-12	646	67-137	.489	0-0	.000	39-85	.459	156	5.6	60	12	27	7	24	173	6.2
2015-16	8-8	262	39-70	.557	0-0	.000	24-50	.480	57	7.1	19	6	17	5	6	102	12.8
2016-17	27-27	813	176-304	.579	0-1	.000	118-181	.652	239	8.9	64	14	56	5	14	470	17.4
2017-18	8-8	270	57-112	.509	3-14	.214	54-74	.730	58	7.3	22	16	20	0	10	171	21.4
Totals	71-55	1991	339-623	.544	3-15	.200	235-390	.603	510	7.2	165	48	120	17	54	916	12.9



CAREER HIGHS

Points 2, Cal State East Bay (12/16/16)
 Rebounds..... 2, vs. Portland St. (11/26/17)
 Assists..... 2x, last vs. Portland St. (11/26/17)
 Steals 1, vs. Arizona (1/1/17)
 Minutes..... 18, vs. Portland St. (11/26/17)

SEASON HIGHS

Points 2, vs. Portland St. (11/26/17)
 Rebounds..... 2, vs. Portland St. (11/26/17)
 Assists..... 2x, last vs. Portland St. (11/26/17)
 Steals 1, vs. Arizona (1/1/17)
 Minutes..... 18, vs. Portland St. (11/26/17)

2017-18 GAME-BY-GAME

Opponent	Min.	FG	3FG FT	O	D	R	PF	A	T	B	S	Pts
Cal Poly	1	0-0	0-0	0-0	0	1	1	0	0	0	0	0
Pacific												
EWU												
Northeastern	2	0-0	0-0	0-0	0	0	0	0	0	0	0	0
N. Carolina	2	0-0	0-0	0-0	0	0	0	0	0	0	0	0
Florida	13	0-0	0-0	0-1	0	1	1	2	1	0	0	0
Ohio St.	3	0-0	0-0	0-0	0	0	0	0	0	0	0	0
Portland St.	18	0-1	0-1	0-0	0	2	2	1	1	0	0	0
Montana												
Long Beach St.												
Denver												
San Francisco												
Kansas												
California												
UCLA												
USC												
Wash. St.												
Washington												
Arizona St.												
Arizona												
USC												
UCLA												
Oregon St.												
Oregon												
Utah												
Colorado												
Washington												
Wash. St.												
Arizona												
Arizona St.												

- Has played in six games overall, including each of the last five
- Played a career-long 18 minutes last time out against Portland St.
- Saw action in five games last season
- Scored lone career points on free throws against Cal State East Bay last season
- One of three individuals in Battlefield HS history to score 1,000 pts.
- Interested in computer science, interned at a tech company in Silicon Valley last summer where he learned advanced coding and helped develop defenses to cyber threats
- Parents are Garrett and Amanda, both also studied at Stanford
- Has four brothers, Chase (15), Max (11), Reese (8) and Colt (4)
- Mother, Amanda, was a standout track and field competitor and swimmer at Stanford

Category	2017-18 (Career)
Double-doubles	0 (0)
Double-figure pts.	0 (0)
Double-figure reb.	0 (0)
20-point games	0 (0)
30-point games	0 (0)

CAREER STATISTICS

Year	G-Gs	Min	Fg-Fga	Pct	3p-3pa	Pct	Ft-Fta	Pct	Reb	Avg	Pf	Ast	To	Blk	St	Tp	Avg
2016-17	5-0	10	0-2	.000	0-1	.000	2-2	1.000	2	0.4	0	0	1	0	1	2	0.4
2017-18	6-0	39	0-1	.000	0-1	.000	0-1	.000	4	0.7	3	2	0	0	0	0	0.0
Totals	11-0	49	0-3	.000	0-2	.000	2-3	.667	6	0.5	3	2	1	0	1	2	0.2



CAREER HIGHS

Points5, at Oregon (1/21/17)
 Rebounds..... 2, 5x, last vs. N. Carolina (11/20/17)
 Assists..... 1, 6x, last at Oregon (1/21/17)
 Blocks2, at Colorado (3/2/17)
 Minutes..... 12, vs. CSUEB (12/16/16)

SEASON HIGHS

Points 2, 2x, last vs. Florida (11/23/17)
 Rebounds.....2, vs. North Carolina (11/20/17)
 Assists.....
 Blocks
 Minutes.. 4, 2x, last vs. North Carolina (11/20/17)

2017-18 GAME-BY-GAME

Opponent	Min.	FG	3FG	FT	O	D	R	PF	A	T	B	S	Pts
Cal Poly	4	1-1	0-0	0-0	0	0	0	1	0	0	0	0	2
Pacific	1	0-0	0-0	0-0	0	0	0	0	0	0	0	0	0
EWU													DNP
Northeastern													DNP
N. Carolina	4	0-1	0-0	0-0	1	1	2	0	0	0	0	1	0
Florida	2	1-1	0-0	0-0	0	0	0	0	0	0	0	1	2
Ohio St.													DNP
Portland St.	1	0-0	0-0	0-0	0	0	0	0	0	0	0	0	0
Montana													
Long Beach St.													
Denver													
San Francisco													
Kansas													
California													
UCLA													
USC													
Wash. St.													
Washington													
Arizona St.													
Arizona													
USC													
UCLA													
Oregon St.													
Oregon													
Utah													
Colorado													
Washington													
Wash. St.													
Arizona													
Arizona St.													

- Has played in five games, with a season-long four minutes
- Saw action in 16 games, including 10 Pac-12 contests last season
- Averaged 5.7 minutes per contest last season
- Season-long 12 minutes of action against Cal State East Bay
- Scored season-best five points and collected two rebs. in 11 minutes of action at Oregon
- Posted a season-best two blocks in 11 minutes of action at Colorado
- Made collegiate debut against Harvard in the season opener
- Scored first career points on a pair of free throws against Cal State Northridge
- 2016 graduate of Maranatha High School in Pasadena, California
- Consensus four-star prospect in 2016 class by the major recruiting services
- Ranked as 13th-best power forward in the nation by Scout.com and 68th-best prospect overall
- Member of the Rivals100 for the Class of 2016; group ranks him as the 88th-best prospect

Category	2017-18 (Career)
Double-doubles	0 (0)
Double-figure pts.	0 (0)
Double-figure reb.	0 (0)
20-point games	0 (0)
30-point games	0 (0)

CAREER STATISTICS

Year	G-Gs	Min	Fg-Fga	Pct	3p-3pa	Pct	Ft-Fta	Pct	Reb	Avg	Pf	Ast	To	Blk	St	Tp	Avg
2016-17	16-0	91	3-17	.176	0-0	.000	4-14	.286	11	0.7	8	6	5	3	3	10	0.6
2017-18	5-0	10	2-3	.667	0-0	.000	0-0	.000	2	0.4	1	0	0	0	2	4	0.8
Totals	21-0	101	5-20	.250	0-0	.000	4-14	.286	13	0.6	9	6	5	3	5	14	0.7

THE LAST TIME

TEAM

Scored 100 points

Stanford 103, vs. BYU (11-11-13)
Opponent 112, vs. BYU (11-11-13)

Scored less than 50 points

Stanford 49, at SMU (12-19-16)
Opponent 46, at Oregon State (1-19-17)

Scored less than 40 points

Stanford 39, at Washington State (2-25-06)
Opponent 38, vs. Carroll College (12-27-15)

Overtime game

Stanford win vs. Utah (70-68 on 1-1-16)
Stanford loss at UCLA (86-61 in 2OT on 1-8-15)

Double Overtime game

Stanford win at Oregon State (103-101 in 4OT on 1-7-12)
Stanford loss at UCLA (86-61 in 2OT on 1-8-15)

40-point win

Stanford Stanford 83, Carroll College 38 (12-27-15)
Opponent Oregon State 81, Stanford 38 (1-11-82)

50-point win

Stanford Stanford 111, Harvard 56 (11-9-07)
Opponent never

60 points in a half

Stanford 63 (1st half), vs. Harvard (11-9-07)
Opponent 60 (2nd half), at USC (1-26-02)

Between 16-20 points in a half

Stanford 19 (1st half), at SMU (12-19-16)
Opponent 20 (1st half), vs. Weber State (11-17-16)

15 points or less in a half

Stanford 12 (1st half), vs. Santa Clara (12-16-06)
Opponent 14 (1st half), vs. Arkansas-Pine Bluff (12-29-14)

50 rebounds by a team

Stanford 55, vs. Villanova (11-26-15)
Opponent 51, at UCLA (1-8-15)

12 or more three-pointers in a game

Stanford 15, at UCLA (1-8-15)
Opponent 12, vs. Arizona State (2-11-17)

10 or more steals in a game

Stanford 13, vs. Oregon State (2-22-17)
Opponent 10, Utah (3-4-17)

25 turnovers in a game

Stanford 28, vs. Portland State (11-26-17)
Opponent 25, vs. Arkansas-Pine Bluff (12-29-14)

Five players scoring in double digits

Stanford 5, vs. CSUN (11-15-16)
Opponent 6, at Colorado (3/2/17)

More than five players scoring in double digits

Stanford 6, vs. Green Bay (11-13-15)
Opponent 6, at Colorado (3/2/17)

INDIVIDUAL

Player recorded a double-double

Stanford ... Michael Humphrey (17 pts/11 rebs), vs. Northeastern (11-17-17)
Opponent Ivan Rabb (16 pts/13 rebs), vs. California (2-17-17)

Two players recorded a double-double

Stanford ... Travis (17 pts/11 rebs)/Humphrey (16 pts/13 rebs), at ASU (2-11-17)
Opponent Kevon Looney/Tony Parker, at UCLA (1-8-15)

Player recorded a triple-double

Stanford Brook Lopez (18 pts/11 reb/12 blk), vs. USC (1-25-07)
Opponent Kyle Weaver (14 pts/13 reb/10 ast), vs. Wash. St. (1-13-07)

Game decided by buzzer-beater

Stanford win Lawrence Hill, at Virginia (1-7-07)
Stanford loss Lamont Jones, vs. Arizona (2-27-10)

30 points

Stanford Marcus Sheffield (35), vs. Arizona State (12-30-16)
Opponent Markelle Fultz (34), vs. Washington (1-14-17)

40 points

Stanford Casey Jacobsen (41), vs. Oregon (2-7-02)
Opponent Damon Stoudamire (45), vs. Arizona (1-14-95)

Two players with 20 or more points

Stanford Humphrey (26)/Travis (23), vs. Pacific (11-12-17)
Opponent Berry II (29)/Williams (20), North Carolina (11-20-17)

Three players with 20 or more points

Stanford Brown (21)/Randle (21)/Nastic (20), vs. Arizona St. (1-24-15)
Opponent Moore (25)/Brown (23)/Carmichael (21), vs. Illinois St. (3-19-12)

No double digit scorer

Stanford at USC (1-20-11)
Opponent vs. Carroll College (12-27-15)

12 field goals

Stanford Michael Humphrey (12), vs. UCLA (2-27-16)
Opponent Markelle Fultz (12), vs. Washington (1-14-17)

7 three-pointers

Stanford Dorian Pickens (7), vs. Idaho (12-22-16)
Opponent Jabari Bird (7), vs. California (2-17-17)

15 free throws

Stanford Reid Travis (19), at Kansas (12-3-16)
Opponent Jared Cunningham (15), vs. Oregon State (3-9-11)

15 rebounds

Stanford Oscar Da Silva (17), vs. Eastern Washington (11-14-17)
Opponent Kevon Looney (19), at UCLA (1-8-15)

20 rebounds

Stanford Matt Haryasz (20), vs. Oregon (1-29-05)
Opponent Andre Roberson (20), at Colorado (1-24-13)

Three players with 10 or more rebounds

Stanford Travis (12)/R. Allen (10)/Pickens (10), vs. Villanova (11-26-15)
Opponent Johnson (13)/Scott (10), at Colorado (2-15-15)

10 assists

Stanford Christian Sanders (10), vs. Oregon (2-13-16)
Opponent T.J. McConnell (11), at Arizona (3-7-15)



2017-18 Stanford Basketball STANFORD Combined Team Statistics (as of Nov 26, 2017) All games

RECORD:	OVERALL	HOME	AWAY	NEUTRAL
ALL GAMES	3-5	3-2	0-0	0-3
CONFERENCE	0-0	0-0	0-0	0-0
NON-CONFERENCE	3-5	3-2	0-0	0-3

#	Player	gp-gs	min	avg	Total		3-Point		F-Throw		Rebounds				pf	dq	a	to	blk	stl	pts	avg
					fg-fga	fg%	3fg-fga	3fg%	ft-fa	ft%	off	def	tot	avg								
22	Travis, Reid	8-8	270	33.8	57-112	.509	3-14	.214	54-74	.730	17	41	58	7.3	22	1	16	20	0	10	171	21.4
04	White, Isaac	8-8	233	29.1	27-68	.397	18-46	.391	17-20	.850	0	16	16	2.0	10	0	9	13	0	2	89	11.1
10	Humphrey, Michael	8-8	218	27.3	27-67	.403	7-13	.538	25-28	.893	13	55	68	8.5	27	1	5	14	6	6	86	10.8
02	Cartwright, Robert	8-1	201	25.1	28-64	.438	11-29	.379	14-19	.737	0	15	15	1.9	17	0	25	11	1	11	81	10.1
01	Davis, Daejon	7-7	200	28.6	19-43	.442	1-5	.200	19-33	.576	5	25	30	4.3	21	1	32	37	2	4	58	8.3
13	Da Silva, Oscar	8-6	225	28.1	22-42	.524	6-10	.600	11-14	.786	18	31	49	6.1	28	3	6	16	10	7	61	7.6
11	Pickens, Dorian	3-2	59	19.7	6-19	.316	2-13	.154	7-8	.875	1	8	9	3.0	3	0	5	4	0	2	21	7.0
20	Sharma, Josh	8-0	94	11.8	11-21	.524	2-6	.333	7-12	.583	5	16	21	2.6	16	1	1	6	8	0	31	3.9
05	Pugh, Kodye	5-0	47	9.4	1-7	.143	0-4	.000	3-5	.600	1	2	3	0.6	7	0	5	5	0	1	5	1.0
33	Stanback, Trevor	5-0	10	2.0	2-3	.667	0-0	.000	0-0	.000	1	1	2	0.4	1	0	0	0	0	2	4	0.8
15	Herenton, Rodney	3-0	4	1.3	0-0	.000	0-0	.000	2-2	1.000	0	0	0	0.0	0	0	0	0	0	0	2	0.7
25	Pagon, Blake	6-0	39	6.5	0-1	.000	0-1	.000	0-1	.000	0	4	4	0.7	3	0	2	0	0	0	0	0.0
Team											17	11	28				2					
Total.....		8	1600		200-447	.447	50-141	.355	159-216	.736	78	225	303	37.9	155	7	106	128	27	45	609	76.1
Opponents.....		8	1600		225-515	.437	77-189	.407	111-153	.725	82	199	281	35.1	184	9	98	98	30	61	638	79.8

TEAM STATISTICS	STAN	OPP	Date	Opponent	Score	Att.
SCORING	609	638	11/10/17	CAL POLY	w 78-62	6276
Points per game	76.1	79.8	11/12/17	PACIFIC	w 89-80	3103
Scoring margin	-3.6	-	11/14/17	EASTERN WASHINGTON	L 61-67	2799
FIELD GOALS-ATT	200-447	225-515	11/17/17	NORTHEASTERN	w 73-59	2998
Field goal pct	.447	.437	11/20/17	#9 NORTH CAROLINA	L 72-96	7233
3 POINT FG-ATT	50-141	77-189	11/23/17	vs #7 Florida	L 87-108	7878
3-point FG pct	.355	.407	11/24/17	vs Ohio State	L 71-79	14274
3-pt FG made per game	6.3	9.6	11/26/17	vs Portland State	L 78-87	2771
FREE THROWS-ATT	159-216	111-153				
Free throw pct	.736	.725				
F-Throws made per game	19.9	13.9				
REBOUNDS	303	281				
Rebounds per game	37.9	35.1				
Rebounding margin	+2.8	-				
ASSISTS	106	98				
Assists per game	13.3	12.3				
TURNOVERS	128	98				
Turnovers per game	16.0	12.3				
Turnover margin	-3.7	-				
Assist/turnover ratio	0.8	1.0				
STEALS	45	61				
Steals per game	5.6	7.6				
BLOCKS	27	30				
Blocks per game	3.4	3.8				
ATTENDANCE	22409	24923				
Home games-Avg/Game	5-4482	0-0				
Neutral site-Avg/Game	-	3-8308				

* - Conference game

Score by Periods	1st	2nd	Totals
STANFORD	302	307	609
Opponents	287	351	638



STANFORD Team Game-by-Game (as of Nov 26, 2017)

All games

TEAM STATISTICS

Opponent	Date	Score		Total		3-Pointers		Free throws		Rebounds				pf	a	t/o	blk	stl	pts	avg
				fg-fga	pct	3fg-fga	pct	ft-fta	pct	off	def	tot	avg							
CAL POLY	11/10/17	78-62	W	26-53	.491	9-19	.474	17-23	.739	11	30	41	41.0	10	13	16	4	6	78	78.0
PACIFIC	11/12/17	89-80	W	24-55	.436	6-24	.250	35-39	.897	8	32	40	40.5	23	19	14	4	6	89	83.5
EASTERN WASHINGTON	11/14/17	61-67	L	21-62	.339	2-16	.125	17-27	.630	12	33	45	42.0	19	8	8	2	3	61	76.0
NORTHEASTERN	11/17/17	73-59	W	28-56	.500	6-11	.545	11-15	.733	9	27	36	40.5	13	14	12	2	7	73	75.2
#9 NORTH CAROLINA	11/20/17	72-96	L	24-56	.429	7-19	.368	17-28	.607	7	25	32	38.8	18	14	19	4	8	72	74.6
vs #7 Florida	11/23/17	87-108	L	27-50	.540	7-17	.412	26-32	.813	5	23	28	37.0	22	15	18	2	6	87	76.7
vs Ohio State	11/24/17	71-79	L	22-61	.361	6-21	.286	21-30	.700	13	25	38	37.1	25	11	13	4	6	71	75.9
vs Portland State	11/26/17	78-87	L	28-54	.519	7-14	.500	15-22	.682	13	30	43	37.9	25	12	28	5	3	78	76.1
STANFORD		609		200-447	.447	50-141	.355	159-216	.736	78	225	303	37.9	155	106	128	27	45	609	76.1
Opponents		638		225-515	.437	77-189	.407	111-153	.725	82	199	281	35.1	184	98	98	30	61	638	79.8

Games played: 8
 Points/game: 76.1
 FG Pct: 44.7
 3FG Pct: 35.5
 FT Pct: 73.6

Rebounds/game: 37.9
 Assists/game: 13.3
 Turnovers/game: 16.0
 Assist/turnover ratio: 0.8
 Steals/game: 5.6
 Blocks/game: 3.4

STANFORD Opponent Game-by-Game (as of Nov 26, 2017)

All games

OPPONENT STATISTICS

Opponent	Date	Score		Total		3-Pointers		Free throws		Rebounds				pf	a	t/o	blk	stl	pts	avg
				fg-fga	pct	3fg-fga	pct	ft-fta	pct	off	def	tot	avg							
CAL POLY	11/10/17	78-62	W	23-60	.383	10-25	.400	6-9	.667	5	19	24	24.0	24	11	11	4	8	62	62.0
PACIFIC	11/12/17	89-80	W	31-68	.456	4-14	.286	14-21	.667	10	25	35	29.5	27	11	12	3	9	80	71.0
EASTERN WASHINGTON	11/14/17	61-67	L	22-57	.386	11-25	.440	12-20	.600	7	34	41	33.3	24	8	11	4	3	67	69.7
NORTHEASTERN	11/17/17	73-59	W	23-61	.377	9-32	.281	4-9	.444	14	22	36	34.0	15	11	15	4	3	59	67.0
#9 NORTH CAROLINA	11/20/17	72-96	L	37-73	.507	11-26	.423	11-15	.733	10	32	42	35.6	22	15	14	1	4	96	72.8
vs #7 Florida	11/23/17	87-108	L	38-65	.585	15-22	.682	17-21	.810	6	21	27	34.2	25	23	11	4	13	108	78.7
vs Ohio State	11/24/17	71-79	L	25-61	.410	9-21	.429	20-25	.800	13	30	43	35.4	25	13	14	3	3	79	78.7
vs Portland State	11/26/17	78-87	L	26-70	.371	8-24	.333	27-33	.818	17	16	33	35.1	22	6	10	7	18	87	79.8
Opponents		638		225-515	.437	77-189	.407	111-153	.725	82	199	281	35.1	184	98	98	30	61	638	79.8
STANFORD		609		200-447	.447	50-141	.355	159-216	.736	78	225	303	37.9	155	106	128	27	45	609	76.1

Games played: 8
 Points/game: 79.8
 FG Pct: 43.7
 3FG Pct: 40.7
 FT Pct: 72.5

Rebounds/game: 35.1
 Assists/game: 12.3
 Turnovers/game: 12.3
 Assist/turnover ratio: 1.0
 Steals/game: 7.6
 Blocks/game: 3.8



2017-18 Stanford Basketball
STANFORD Team High/Low Analysis (as of Nov 28, 2017)
All games

STANFORD - TEAM GAME HIGHS

POINTS	89	PACIFIC (11/12/17)
	87	vs #7 Florida (11/23/17)
	78	vs Portland State (11/26/17)
	78	CAL POLY (11/10/17)
	73	NORTHEASTERN (11/17/17)
FIELD GOALS MADE	28	vs Portland State (11/26/17)
	28	NORTHEASTERN (11/17/17)
FIELD GOAL ATTEMPTS	62	EASTERN WASHINGTON (11/14/17)
	61	vs Ohio State (11/24/17)
FIELD GOAL PERCENTAGE	.540 (27-50)	vs #7 Florida (11/23/17)
	.519 (28-54)	vs Portland State (11/26/17)
3 PT FIELD GOALS MADE	9	CAL POLY (11/10/17)
	7	vs Portland State (11/26/17)
	7	vs #7 Florida (11/23/17)
	7	#9 NORTH CAROLINA (11/20/17)
3 PT FG ATTEMPTS	24	PACIFIC (11/12/17)
	21	vs Ohio State (11/24/17)
3 PT FG PERCENTAGE	.545 (6-11)	NORTHEASTERN (11/17/17)
	.500 (7-14)	vs Portland State (11/26/17)
FREE THROWS MADE	35	PACIFIC (11/12/17)
	26	vs #7 Florida (11/23/17)
FREE THROW ATTEMPTS	39	PACIFIC (11/12/17)
	32	vs #7 Florida (11/23/17)
FREE THROW PERCENTAGE	.897 (35-39)	PACIFIC (11/12/17)
	.813 (26-32)	vs #7 Florida (11/23/17)
REBOUNDS	45	EASTERN WASHINGTON (11/14/17)
	43	vs Portland State (11/26/17)
ASSISTS	19	PACIFIC (11/12/17)
	15	vs #7 Florida (11/23/17)
STEALS	8	#9 NORTH CAROLINA (11/20/17)
	7	NORTHEASTERN (11/17/17)
BLOCKED SHOTS	5	vs Portland State (11/26/17)
	4	vs Ohio State (11/24/17)
	4	#9 NORTH CAROLINA (11/20/17)
	4	PACIFIC (11/12/17)
	4	CAL POLY (11/10/17)
TURNOVERS	28	vs Portland State (11/26/17)
	19	#9 NORTH CAROLINA (11/20/17)
FOULS	25	vs Portland State (11/26/17)
	25	vs Ohio State (11/24/17)



2017-18 Stanford Basketball
STANFORD Team High/Low Analysis (as of Nov 28, 2017)
All games

STANFORD - TEAM GAME HIGHS

POINTS	89	PACIFIC (11/12/17)
	87	vs #7 Florida (11/23/17)
	78	vs Portland State (11/26/17)
	78	CAL POLY (11/10/17)
	73	NORTHEASTERN (11/17/17)
FIELD GOALS MADE	28	vs Portland State (11/26/17)
	28	NORTHEASTERN (11/17/17)
FIELD GOAL ATTEMPTS	62	EASTERN WASHINGTON (11/14/17)
	61	vs Ohio State (11/24/17)
FIELD GOAL PERCENTAGE	.540 (27-50)	vs #7 Florida (11/23/17)
	.519 (28-54)	vs Portland State (11/26/17)
3 PT FIELD GOALS MADE	9	CAL POLY (11/10/17)
	7	vs Portland State (11/26/17)
	7	vs #7 Florida (11/23/17)
	7	#9 NORTH CAROLINA (11/20/17)
3 PT FG ATTEMPTS	24	PACIFIC (11/12/17)
	21	vs Ohio State (11/24/17)
3 PT FG PERCENTAGE	.545 (6-11)	NORTHEASTERN (11/17/17)
	.500 (7-14)	vs Portland State (11/26/17)
FREE THROWS MADE	35	PACIFIC (11/12/17)
	26	vs #7 Florida (11/23/17)
FREE THROW ATTEMPTS	39	PACIFIC (11/12/17)
	32	vs #7 Florida (11/23/17)
FREE THROW PERCENTAGE	.897 (35-39)	PACIFIC (11/12/17)
	.813 (26-32)	vs #7 Florida (11/23/17)
REBOUNDS	45	EASTERN WASHINGTON (11/14/17)
	43	vs Portland State (11/26/17)
ASSISTS	19	PACIFIC (11/12/17)
	15	vs #7 Florida (11/23/17)
STEALS	8	#9 NORTH CAROLINA (11/20/17)
	7	NORTHEASTERN (11/17/17)
BLOCKED SHOTS	5	vs Portland State (11/26/17)
	4	vs Ohio State (11/24/17)
	4	#9 NORTH CAROLINA (11/20/17)
	4	PACIFIC (11/12/17)
	4	CAL POLY (11/10/17)
TURNOVERS	28	vs Portland State (11/26/17)
	19	#9 NORTH CAROLINA (11/20/17)
FOULS	25	vs Portland State (11/26/17)
	25	vs Ohio State (11/24/17)



2017-18 Stanford Basketball
STANFORD Player High/Low Analysis (as of Nov 28, 2017)
All games

STANFORD - INDIVIDUAL GAME HIGHS

Points	28		Travis, Reid vs Portland State (11/26/17)
	26		Humphrey, Michael vs PACIFIC (11/12/17)
	26		Travis, Reid vs CAL POLY (11/10/17)
	23		Travis, Reid vs #7 Florida (11/23/17)
	23		Travis, Reid vs PACIFIC (11/12/17)
Field Goals Made	10		Travis, Reid vs Portland State (11/26/17)
	9		Travis, Reid vs CAL POLY (11/10/17)
Field Goal Att.	18		Travis, Reid vs Portland State (11/26/17)
	16		Travis, Reid vs CAL POLY (11/10/17)
FG Pct (min 5 made)	.714	(5-7)	Da Silva, Oscar vs Ohio State (11/24/17)
	.714	(5-7)	White, Isaac vs NORTHEASTERN (11/17/17)
3-Point FG Made	5		White, Isaac vs CAL POLY (11/10/17)
	3		Cartwright, Robert vs Portland State (11/26/17)
	3		White, Isaac vs Portland State (11/26/17)
	3		White, Isaac vs #9 NORTH CAROLINA (11/20/17)
	3		White, Isaac vs NORTHEASTERN (11/17/17)
3-Point FG Att.	8		Pickens, Dorian vs PACIFIC (11/12/17)
	7		White, Isaac vs Portland State (11/26/17)
	7		Cartwright, Robert vs Ohio State (11/24/17)
	7		White, Isaac vs #9 NORTH CAROLINA (11/20/17)
	7		White, Isaac vs EASTERN WASHINGTON (11/14/17)
3-Pt FG Pct (min 2 made)	1.000	(5-5)	White, Isaac vs CAL POLY (11/10/17)
	1.000	(3-3)	White, Isaac vs NORTHEASTERN (11/17/17)
	1.000	(2-2)	Da Silva, Oscar vs Ohio State (11/24/17)
	1.000	(2-2)	Sharma, Josh vs #7 Florida (11/23/17)
	1.000	(2-2)	Humphrey, Michael vs #9 NORTH CAROLINA (11/20/17)
Free Throws Made	1.000	(2-2)	Humphrey, Michael vs NORTHEASTERN (11/17/17)
	12		Humphrey, Michael vs PACIFIC (11/12/17)
	10		Travis, Reid vs #7 Florida (11/23/17)
	14		Humphrey, Michael vs PACIFIC (11/12/17)
	11		Travis, Reid vs Portland State (11/26/17)
Free Throw Att.	11		Travis, Reid vs #7 Florida (11/23/17)
	1.000	(4-4)	White, Isaac vs Ohio State (11/24/17)
	1.000	(4-4)	Humphrey, Michael vs #7 Florida (11/23/17)
	1.000	(4-4)	White, Isaac vs NORTHEASTERN (11/17/17)
	1.000	(4-4)	Cartwright, Robert vs PACIFIC (11/12/17)
FT Pct (min 3 made)	1.000	(3-3)	Cartwright, Robert vs #7 Florida (11/23/17)
	1.000	(3-3)	Humphrey, Michael vs NORTHEASTERN (11/17/17)
	1.000	(3-3)	Pickens, Dorian vs PACIFIC (11/12/17)
	18		Humphrey, Michael vs PACIFIC (11/12/17)
	17		Da Silva, Oscar vs EASTERN WASHINGTON (11/14/17)
Assists	7		Davis, Daejon vs #7 Florida (11/23/17)
	6		Davis, Daejon vs NORTHEASTERN (11/17/17)
Steals	3		Humphrey, Michael vs Ohio State (11/24/17)
	3		Cartwright, Robert vs #7 Florida (11/23/17)
	3		Travis, Reid vs #9 NORTH CAROLINA (11/20/17)
	3		Travis, Reid vs NORTHEASTERN (11/17/17)
Blocked Shots	2		Sharma, Josh vs Portland State (11/26/17)
	2		Sharma, Josh vs Ohio State (11/24/17)
	2		Da Silva, Oscar vs #9 NORTH CAROLINA (11/20/17)



STANFORD 78, CAL POLY 62
NOVEMBER 10, 2017 • MAPLES PAVILION • STANFORD, CALIF.

Official Basketball Box Score -- Game Totals -- Final Statistics
CAL POLY vs STANFORD
11/10/17 4:00 p.m. at Stanford, Calif. (Maples Pavilion)

CAL POLY 62 • 0-1

#	Player	Total			3-Ptr			Rebounds			PF	TP	A	TO	Blk	Stl	Min
		FG-FGA	FG-FGA	FT-FTA	FG-FGA	FG-FGA	FT-FTA	Off	Def	Tot							
15	Martin, Josh	f	2-3	1-1	0-0	0	2	2	5	5	1	3	0	1	17		
30	Hollingsworth, Hank	f	1-1	0-0	0-0	1	3	4	4	2	0	1	3	1	24		
03	Fields, Donovan	g	9-16	2-4	1-1	0	6	6	3	21	5	2	0	4	38		
05	Crowe, Mark	g	0-3	0-2	0-0	0	1	1	5	0	1	1	0	14			
20	Joseph, Victor	g	6-19	4-10	1-3	0	0	0	3	17	1	1	1	2	34		
01	Abrams, Aleks	g	0-0	0-0	0-0	0	1	1	1	0	0	0	0	3			
04	James, Iziah	g	0-1	0-0	0-0	0	1	1	0	0	0	0	0	1			
11	Garrick, Marcellus	g	2-3	2-2	0-0	0	0	0	1	6	0	1	0	23			
21	Meikle, Luke	g	3-9	1-3	2-3	1	4	5	0	9	1	0	0	26			
23	Garzoza, Karlis	g	0-1	0-0	0-0	0	0	0	2	0	1	0	0	7			
35	Niziol, Jakub	g	0-4	0-3	2-2	0	0	0	2	2	0	0	0	13			
Team						3	1	4			1						
Totals			23-60	10-25	6-9	5	19	24	24	62	11	11	4	8	200		

FG % 1st Half: 9-29 31.0% 2nd half: 14-31 45.2% Game: 23-60 38.3%
 3FG % 1st Half: 4-14 28.6% 2nd half: 6-11 54.5% Game: 10-25 40.0%
 FT % 1st Half: 2-4 50.0% 2nd half: 4-5 80.0% Game: 6-9 66.7%

STANFORD 78 • 1-0

#	Player	Total			3-Ptr			Rebounds			PF	TP	A	TO	Blk	Stl	Min
		FG-FGA	FG-FGA	FT-FTA	FG-FGA	FG-FGA	FT-FTA	Off	Def	Tot							
10	Humphrey, Michael	f	0-2	0-0	0-0	1	8	9	1	0	1	1	1	0	28		
22	Travis, Reid	f	9-16	1-2	7-10	6	6	12	0	26	4	3	1	0	34		
02	Cartwright, Robert	g	4-9	2-4	0-0	0	2	2	0	10	4	3	0	2	26		
04	White, Isaac	g	5-9	5-5	2-4	0	2	2	1	17	1	2	0	0	26		
11	Pickens, Dorian	g	3-9	0-5	4-5	0	3	3	1	10	1	1	0	1	28		
05	Pugh, Kodye	g	0-1	0-1	2-2	0	1	1	4	2	0	1	0	14			
13	Da Silva, Oscar	g	3-4	1-1	0-0	2	2	4	0	7	1	4	2	2	21		
15	Herenton, Rodney	g	0-0	0-0	0-0	0	0	0	0	0	0	0	0	1			
20	Sharma, Josh	g	1-2	0-1	2-2	0	2	2	2	4	1	1	1	10			
25	Pagon, Blake	g	0-0	0-0	0-0	0	1	1	0	0	0	0	0	1			
33	Stanback, Trevor	g	1-1	0-0	0-0	0	0	0	1	2	0	0	0	4			
Team						2	3	5									
Totals			26-53	9-19	17-23	11	30	41	10	78	13	16	4	6	200		

FG % 1st Half: 13-25 52.0% 2nd half: 13-28 46.4% Game: 26-53 49.1%
 3FG % 1st Half: 4-12 33.3% 2nd half: 4-11 36.4% Game: 9-19 47.4%
 FT % 1st Half: 7-11 63.6% 2nd half: 10-12 83.3% Game: 17-23 73.9%

Officials: Mike Scypfers, Tony Padilla, Mike Reed
 Technical fouls: CAL POLY-None. STANFORD-None.
 Attendance: 6276

Score by periods	1st	2nd	Total
CAL POLY	24	38	62
STANFORD	38	40	78

	In	Off	2nd	Fast	Bench
Points	Paint	T/O	Chance	Break	
CAL POLY	14	8	2	6	11
STANFORD	30	20	17	2	15

Last FG - CP 2nd-01:04, STAN 2nd-00:48
 Largest lead - CP None, STAN by 22 2nd-16:42
 CP led for 00:00, STAN led for 36:28. Game was tied for 03:12.

Score tied - 2 times.
 Lead changed - 0 times.

STANFORD 89, PACIFIC 80
NOVEMBER 12, 2017 • MAPLES PAVILION • STANFORD, CALIF.

Official Basketball Box Score -- Game Totals -- Final Statistics
PACIFIC vs STANFORD
11/12/17 7:00 p.m. at Stanford, Calif. (Maples Pavilion)

PACIFIC 80 • 0-1

#	Player	Total			3-Ptr			Rebounds			PF	TP	A	TO	Blk	Stl	Min
		FG-FGA	FG-FGA	FT-FTA	FG-FGA	FG-FGA	FT-FTA	Off	Def	Tot							
00	TRIPP, Jahli	f	2-7	0-1	2-2	2	4	6	4	6	1	1	0	1	27		
05	TOWNES, Anthony	f	4-5	0-0	1-3	4	6	10	5	9	0	3	0	1	19		
32	WILLIAMS, Jack	f	2-3	1-2	0-0	0	3	3	5	5	1	1	2	0	23		
04	GALLINAT, Roberto	g	6-14	2-6	1-2	0	4	4	3	15	2	2	0	1	37		
24	SMALL, Kendall	g	4-8	0-0	0-2	1	1	2	5	8	2	3	0	3	22		
01	DORSEY, Lafayette	g	2-10	1-4	2-2	0	3	3	0	7	1	1	0	2	23		
03	REYNOLDS, Miles	g	6-15	0-1	8-9	0	3	3	0	20	3	1	0	1	30		
14	TINSLEY, Max	g	0-0	0-0	0-0	0	0	0	0	0	0	0	0	0	0		
24	OKONKWO, Namdi	g	5-6	0-0	0-1	2	1	3	5	10	1	0	1	0	19		
Team						1	0	1									
Totals			31-68	4-14	14-21	10	25	35	27	80	11	12	3	9	200		

FG % 1st Half: 14-39 35.9% 2nd half: 17-29 58.6% Game: 31-68 45.6%
 3FG % 1st Half: 1-9 11.1% 2nd half: 3-5 60.0% Game: 4-14 28.6%
 FT % 1st Half: 2-4 50.0% 2nd half: 12-17 70.6% Game: 14-21 66.7%

STANFORD 89 • 2-0

#	Player	Total			3-Ptr			Rebounds			PF	TP	A	TO	Blk	Stl	Min
		FG-FGA	FG-FGA	FT-FTA	FG-FGA	FG-FGA	FT-FTA	Off	Def	Tot							
10	Humphrey, Michael	f	6-12	2-3	12-14	3	15	18	4	26	0	3	2	0	31		
22	Travis, Reid	f	7-12	0-2	9-10	1	5	6	3	23	3	1	0	1	34		
01	Davis, Daejon	g	1-2	0-0	2-2	0	1	1	4	4	5	3	0	2	26		
04	White, Isaac	g	2-7	1-6	0-0	0	0	0	1	5	2	2	0	0	23		
11	Pickens, Dorian	g	3-10	2-8	3-3	1	5	6	2	11	4	3	0	1	31		
02	Cartwright, Robert	g	2-5	1-3	4-4	0	0	0	3	9	5	1	0	1	23		
05	Pugh, Kodye	g	0-0	0-0	0-0	0	0	0	0	0	0	0	0	0	2		
13	Da Silva, Oscar	g	1-3	0-0	5-6	3	3	6	3	7	0	0	2	1	21		
20	Sharma, Josh	g	2-4	0-2	0-0	0	1	1	3	4	0	1	0	0	9		
33	Stanback, Trevor	g	0-0	0-0	0-0	0	0	0	0	0	0	0	0	0	0		
Team						0	2	2									
Totals			24-55	6-24	35-39	8	32	40	23	89	19	14	4	6	200		

FG % 1st Half: 15-32 46.9% 2nd half: 9-23 39.1% Game: 24-55 43.6%
 3FG % 1st Half: 4-12 33.3% 2nd half: 2-12 16.7% Game: 6-24 25.0%
 FT % 1st Half: 19-19 100.0% 2nd half: 16-20 80.0% Game: 35-39 89.7%

Officials: David Hall, Kevin Brill, Jim Schipper
 Technical fouls: PACIFIC-None. STANFORD-None.
 Attendance: 3103

Score by periods	1st	2nd	Total
PACIFIC	31	49	80
STANFORD	53	36	89

	In	Off	2nd	Fast	Bench
Points	Paint	T/O	Chance	Break	
PACIFIC	42	10	15	2	37
STANFORD	36	14	8	2	20

Last FG - PAC 2nd-02:04, STAN 2nd-02:48.
 Largest lead - PAC by 4 1st-17:05, STAN by 25 1st-01:42.
 PAC led for 02:46, STAN led for 35:09. Game was tied for 01:49.

Score tied - 2 times.
 Lead changed - 1 time.

EASTERN WASHINGTON 67, STANFORD 61
NOVEMBER 14, 2017 • MAPLES PAVILION • STANFORD, CALIF.

Official Basketball Box Score -- Game Totals -- Final Statistics
EASTERN WASHINGTON vs STANFORD
11/14/17 8:00 p.m. at Stanford, Calif. (Maples Pavilion)

EASTERN WASHINGTON 67 • 2-1

#	Player	Total			3-Ptr			Rebounds			PF	TP	A	TO	Blk	Stl	Min
		FG-FGA	FG-FGA	FT-FTA	FG-FGA	FG-FGA	FT-FTA	Off	Def	Tot							
14	PEATLING, Mason	f	0-2	0-0	1-2	2	0	2	3	1	0	0	0	1	12		
15	GRICIUNAS, Benas	c	2-8	1-5	1-2	1	9	10	3	6	0	3	0	0	27		
04	WASHINGTON, Sir	g	1-5	1-2	0-2	1	1	2	2	3	2	1	0	0	22		
13	YULIKIC, Luka	g	3-7	0-0	0-0	1	3	4	2	6	1	1	1	1	28		
32	BLIZNYUK, Bogdan	g	6-12	2-3	9-10	0	5	5	3	23	2	4	1	1	36		
02	GIBSON, Ty	g	4-7	3-6	0-1	0	3	3	4	11	1	1	0	0	27		
05	POLANCO, Richard	g	0-1	0-1	0-0	0	0	0	1	0	0	0	0	0	2		
10	DAVISON, Jacob	g	0-3	0-1	0-0	1	0	1	2	0	0	0	0	0	4		
11	PERRY, Jack	g	2-5	2-5	1-3	0	2	2	1	7	1	0	0	0	14		
34	HUNT, Jesse	g	4-7	2-2	0-0	1	7	8	3	10	1	1	1	0	28		
Team						0	4	4									
Totals			22-57	11-25	12-20	7	34	41	24	67	8	11	4	3	200		

FG % 1st Half: 12-30 40.0% 2nd half: 10-27 37.0% Game: 22-57 38.6%
 3FG % 1st Half: 7-14 50.0% 2nd half: 4-11 36.4% Game: 11-25 44.0%
 FT % 1st Half: 2-4 50.0% 2nd half: 10-16 62.5% Game: 12-20 60.0%

STANFORD 61 • 2-1

#	Player	Total			3-Ptr			Rebounds			PF	TP
---	--------	-------	--	--	-------	--	--	----------	--	--	----	----

#9 NORTH CAROLINA 96, STANFORD 72
NOVEMBER 20, 2017 • MAPLES PAVILION • STANFORD, CALIF.

#7 FLORIDA 108, STANFORD 87
NOVEMBER 23, 2017 • VETERANS MEMORIAL COLISEUM • PORTLAND, ORE.

Official Basketball Box Score -- Game Totals -- Final Statistics
#9 NORTH CAROLINA vs STANFORD
11/20/17 8:30 p.m. at Stanford, Calif. (Maples Pavilion)

#9 NORTH CAROLINA 96 • 3-0

#	Player	Total		3-Ptr		Rebounds			PF	TP	A	TO	Blk	Stl	Min
		FG-FGA	FG-FGA	FT-FTA	FT-FTA	Off	Def	Tot							
15	Garrison Brooks	0-1	0-0	0-0	0	3	3	4	0	0	2	0	0	0	12
32	Luke Maye	6-15	0-2	0-2	2	7	9	3	12	5	1	0	0	0	31
01	Theo Pinson	4-8	0-1	1-2	1	4	5	1	9	2	2	0	0	0	29
02	Joel Berry II	10-19	5-11	4-4	1	0	1	2	29	3	2	0	0	0	30
24	Kenny Williams	7-11	6-8	0-0	1	3	4	1	20	3	1	0	1	0	31
00	Seventh Woods	1-4	0-1	0-0	0	2	2	0	2	1	1	0	1	0	12
03	Andrew Platek	1-3	0-1	0-0	1	0	1	1	2	0	1	1	1	1	14
05	Jalek Felton	2-5	0-2	1-2	0	2	2	2	5	1	1	0	1	0	14
11	Shea Rush	0-0	0-0	0-0	0	1	1	0	0	0	0	0	0	0	2
22	Sterling Manley	3-4	0-0	1-1	2	3	5	4	7	0	3	0	0	0	12
21	Walker Miller	0-0	0-0	0-0	0	1	1	0	0	0	0	0	0	0	2
25	Aaron Rohlfman	1-1	0-0	0-0	0	0	0	0	2	0	0	0	0	0	9
42	Brandon Huffman	2-2	0-0	4-4	1	4	5	4	8	0	0	0	0	0	2
	Team				1	2	3								
	Totals	37-73	11-26	11-15	10	32	42	22	96	15	14	1	4	200	

FG % 1st Half: 18-37 48.6% 2nd half: 19-36 52.8% Game: 37-73 50.7% Deadball Rebound 2
 3FG % 1st Half: 8-18 44.4% 2nd half: 3-8 37.5% Game: 11-26 42.3%
 FT % 1st Half: 6-8 75.0% 2nd half: 5-7 71.4% Game: 11-15 73.3%

STANFORD 72 • 3-2

#	Player	Total		3-Ptr		Rebounds			PF	TP	A	TO	Blk	Stl	Min
		FG-FGA	FG-FGA	FT-FTA	FT-FTA	Off	Def	Tot							
10	Humphrey, Michael	3-8	2-2	2-2	1	3	4	3	10	2	1	0	1	24	
13	Da Silva, Oscar	2-4	1-2	0-1	0	2	2	5	5	1	4	2	0	21	
22	Travis, Reid	8-13	1-3	4-9	1	5	6	3	21	2	3	0	3	34	
01	Davis, Daejon	3-5	0-0	4-6	0	8	8	3	10	3	5	0	1	28	
04	White, Isaac	7-12	3-7	3-4	0	1	1	1	20	0	2	0	0	34	
02	Cartwright, Robert	0-5	0-1	2-4	0	4	4	1	2	4	1	0	2	26	
05	Pugh, Kodye	0-4	0-3	0-0	0	0	0	2	0	2	3	0	0	14	
20	Sharma, Josh	1-4	0-1	2-2	1	1	2	0	4	0	0	2	0	13	
25	Pagon, Blake	0-0	0-0	0-0	0	0	0	0	0	0	0	0	0	2	
33	Stanback, Trevor	0-1	0-0	0-0	1	1	2	0	0	0	0	0	1	4	
	Team				3	0	3								
	Totals	24-56	7-19	17-28	7	25	32	18	72	14	19	4	8	200	

FG % 1st Half: 13-28 46.4% 2nd half: 11-28 39.3% Game: 24-56 42.9% Deadball Rebound 4,3
 3FG % 1st Half: 4-10 40.0% 2nd half: 3-9 33.3% Game: 7-19 36.8%
 FT % 1st Half: 6-13 46.2% 2nd half: 11-15 73.3% Game: 17-28 60.7%

Officials: David Hall, Randy McCall, Keith Kimble
 Technical fouls: #9 NORTH CAROLINA-None, STANFORD-Travis, Reid.
 Attendance: 7233

Score by periods	1st	2nd	Total
#9 NORTH CAROLINA	50	46	96
STANFORD	36	36	72

Points	In	Off	2nd	Fast	Bench
NC	40	25	18	8	26
STAN	28	9	5	8	6

Last FG - NC 2nd-00:11, STAN 2nd-03:00.
 Largest lead - NC by 24 2nd-00:11, STAN by 5 1st-15:49.
 NC led for 34:57, STAN led for 02:18. Game was tied for 02:25.

Score tied - 2 times.
 Lead changed - 2 times.

Official Basketball Box Score -- Game Totals -- Final Statistics
#7 Florida vs STANFORD
11/23/17 at Veterans Memorial Coliseum, Portland, OR

#7 Florida 108 • 4-0

#	Player	Total		3-Ptr		Rebounds			PF	TP	A	TO	Blk	Stl	Min
		FG-FGA	FG-FGA	FT-FTA	FT-FTA	Off	Def	Tot							
25	Stone, Keith	1-7	1-1	2-3	0	3	3	1	5	1	0	0	2	20	
03	Hudson, Jalen	5-9	4-7	3-3	0	2	2	2	17	1	1	1	1	25	
00	Koulechov, Egor	10-14	5-5	1-1	0	2	2	2	26	2	0	0	1	23	
05	Allen, KeVaughn	2-4	1-2	4-4	1	3	4	3	9	4	1	1	3	24	
11	Chiozza, Chris	5-6	2-3	2-2	1	2	3	1	14	11	2	0	4	24	
00	Okauru, Mike	6-7	2-3	1-2	0	2	2	2	15	2	1	1	0	20	
01	Johnson, Chase	1-4	0-0	2-2	1	2	0	4	0	0	1	1	1	12	
12	Gak, Gorjok	0-1	0-0	0-0	0	2	2	4	0	0	1	0	0	14	
14	Krause, Mak	1-2	0-0	1-2	0	0	0	3	0	0	0	0	0	5	
21	Bassett, Dontay	1-1	0-0	0-0	1	1	2	5	2	1	1	0	1	10	
22	Fava, Andrew	0-0	0-0	0-0	0	0	0	1	0	0	1	0	0	4	
24	Ballard, Deaundreae	6-10	0-1	1-2	0	0	0	4	13	1	2	0	0	19	
	Team				2	3	5								
	Totals	38-65	15-22	17-21	6	21	27	25	108	23	11	4	13	200	

FG % 1st Half: 20-32 62.5% 2nd half: 18-33 54.5% Game: 38-65 58.5% Deadball Rebound 2
 3FG % 1st Half: 13-18 72.2% 2nd half: 2-4 50.0% Game: 15-22 68.2%
 FT % 1st Half: 5-6 83.3% 2nd half: 12-15 80.0% Game: 17-21 81.0%

STANFORD 87 • 3-3

#	Player	Total		3-Ptr		Rebounds			PF	TP	A	TO	Blk	Stl	Min
		FG-FGA	FG-FGA	FT-FTA	FT-FTA	Off	Def	Tot							
10	Humphrey, Michael	3-4	0-0	4-4	0	1	1	4	10	0	2	1	0	18	
13	Da Silva, Oscar	2-5	1-3	2-2	1	4	5	4	7	1	2	1	1	28	
22	Travis, Reid	6-12	1-3	10-11	0	5	3	23	1	5	0	1	30		
01	Davis, Daejon	4-5	0-0	1-1	1	2	3	9	7	6	0	0	29		
04	White, Isaac	1-7	1-5	2-2	0	2	0	5	1	0	0	0	24		
02	Cartwright, Robert	6-10	2-4	3-3	0	2	2	2	17	4	2	0	3	23	
05	Pugh, Kodye	1-1	0-0	1-2	0	1	1	0	3	0	1	0	0	11	
15	Herenton, Rodney	0-0	0-0	2-2	0	0	0	2	0	0	0	0	0	2	
20	Sharma, Josh	3-5	2-2	1-4	1	5	6	4	9	0	0	0	0	20	
25	Pagon, Blake	0-0	0-0	0-1	0	1	1	2	0	1	0	0	0	13	
33	Stanback, Trevor	1-1	0-0	0-0	0	0	0	0	2	0	0	0	1	2	
	Team				2	2	2								
	Totals	27-50	7-17	26-32	5	23	28	22	87	15	18	2	6	200	

FG % 1st Half: 15-28 53.6% 2nd half: 12-22 54.5% Game: 27-50 54.0% Deadball Rebound 3
 3FG % 1st Half: 2-7 28.6% 2nd half: 5-10 50.0% Game: 7-17 41.2%
 FT % 1st Half: 7-9 77.8% 2nd half: 19-23 82.6% Game: 26-32 81.3%

Officials: Tony Padilla, Joe Lindsay, Tony Chiazza
 Technical fouls: #7 Florida-None, STANFORD-None.
 Attendance: 7878
 Donray Bassett fouls out with 5:00 left in the 2nd half

Score by periods	1st	2nd	Total
#7 Florida	58	50	108
STANFORD	39	48	87

Points	In	Off	2nd	Fast	Bench
UF	40	32	9	12	37
STAN	40	18	6	6	33

Last FG - UF 2nd-01:16, STAN 2nd-01:48.
 Largest lead - UF by 38 2nd-08:28, STAN None.
 UF led for 38:41, STAN led for 00:00. Game was tied for 00:19.

Score tied - 0 times.
 Lead changed - 0 times.

OHIO STATE 79, STANFORD 71
NOVEMBER 24, 2017 • MODA CENTER • PORTLAND, ORE.

PORTLAND STATE 87, STANFORD 78
NOVEMBER 26, 2017 • VETERANS MEMORIAL COLISEUM • PORTLAND, ORE.

Official Basketball Box Score -- Game Totals -- Final Statistics
STANFORD vs Ohio State
11/24/17 6:10 p.m. at Moda Center, Portland, Ore.

STANFORD 71 • 3-4

#	Player	Total		3-Ptr		Rebounds			PF	TP	A	TO	Blk	Stl	Min
		FG-FGA	FG-FGA	FT-FTA	FT-FTA	Off	Def	Tot							
10	Humphrey, Michael	3-11	1-2	2-2	1	8	9	5	9	0	1	0	3	31	
13	Da Silva, Oscar	5-7	2-2	2-2	2	1	3	3	14	2	1	1	2	37	
22	Travis, Reid	4-13	0-2	6-9	2	4	6	5	14	2	3	0	1	31	
01	Davis, Daejon	5-11	0-2	5-10	0	4	4	5	15	3	3	1	0	26	
03	White, Isaac	2-8	1-6	4-4	0	1	1	2	9	0	4	0	0	33	
02	Cartwright, Robert	3-10	2-7	0-0	0	1	1	2	8	1	1	0	0	24	
05	Pugh, Kodye	0-1	0-0	0-1	1	0	1	1	0	3	0	0	0	6	
20	Sharma, Josh	0-0	0-0	2-2	1	2	3	2	0	0	2	0	0	9	
25	Pagon, Blake	0-0	0-0	0-0	0	0	0	0	0	0	0	0	0	3	
	Team				6	4	10								
	Totals	22-61	6-21	21-30	13	25	38	25	71	11	13	4	6	200	

FG % 1st Half: 10-27 37.0% 2nd half: 12-34 35.3% Game: 22-61 36.1% Deadball Rebound 5
 3FG % 1st Half: 5-11 45.5% 2nd half: 1-10 10.0% Game: 6-21 28.6%
 FT % 1st Half: 7-9 77.8% 2nd half: 14-21 66.7% Game: 21-30 70.0%

Ohio State 79 • 5-1

#	Player	Total		3-Ptr		Rebounds			PF	TP	A	TO	Blk	Stl	Min
		FG-FGA	FG-FGA	FT-FTA	FT-FTA	Off	Def	Tot							
01	Tate, Jae'Sean	5-12	0-1	4-5	3	7	10	5	14	3	2	0	0	34	
33	Bates-Diop, Keita	6-13	4-7	2-2	1	10	11	3	18	0	2	2	2	37	
34	Wesson, Kaleb	3-7	0-1	4-6	1	2	3	5	10	1	1	0	0	21	
02	Jallow, Musa	1-7	0-1	0-0	0	0	0	4	2	2	4	0	0	24	
03	Jackson, C.J.	7-14	4-6	5-6	2	4	6	4	23	3	1	1	1	36	
00	Potter, Micah	1-1	0-0	0-0	2	0	2	0	2	1	1	0	0	6	
13	Dakich, Andrew	1-1	0-0	4-4	1	3	4	0	6	2	2	0	0		