



# STANFORD MEN'S BASKETBALL



@STANFORDMBB #GOSTANFORD

CONTACT: Zach Reynolds | 541.419.0615 | zreynold@stanford.edu

## 2022-23 SCHEDULE AND RESULTS

### NOVEMBER

<b>7 (Mon)</b>	<b>Pacific</b>	<b>W, 88-78</b>	<b>P12NET</b>
11 (Fri)	Wisconsin (1)	L, 50-60	FS1
<b>15 (Tue)</b>	<b>#17/19 San Diego State</b>	<b>L, 62-74</b>	<b>P12NET</b>
<b>18 (Fri)</b>	<b>Cal Poly</b>	<b>W, 80-43</b>	<b>P12NET</b>
24 (Thu)	Ole Miss (2)	L, 68-72	ESPNU
25 (Fri)	Florida State (2)	W, 70-60	ESPNEWS
27 (Sun)	Memphis (2)	L, 48-56	ESPNU

### DECEMBER

<b>1 (Thu)</b>	<b>#21/21 UCLA *</b>	<b>L, 66-80</b>	<b>ESPN2</b>
4 (Sun)	at Arizona State *	L, 64-68	ESPN2
<b>16 (Fri)</b>	<b>Green Bay</b>	<b>W, 85-40</b>	<b>P12NET</b>
18 (Sun)	#7/8 Texas (3)	L, 62-72	ESPN2
22 (Thu)	Loyola Chicago (4)	W, 75-62	P12NET
<b>29 (Thu)</b>	<b>Colorado *</b>	<b>L, 70-73</b>	<b>ESPNU</b>
<b>31 (Sat)</b>	<b>Utah *</b>	<b>L, 66-71</b>	<b>P12NET</b>

### JANUARY

6 (Fri)	at California *	L, 70-92	ESPNU
12 (Thu)	at Washington *	L, 69-86	FS1
14 (Sat)	at Washington State *	L, 59-60	P12NET
<b>19 (Thu)</b>	<b>Oregon State *</b>	<b>W, 67-46</b>	<b>P12NET</b>
<b>21 (Sat)</b>	<b>Oregon *</b>	<b>W, 71-64</b>	<b>FS1</b>
<b>25 (Wed)</b>	<b>Chicago State</b>	<b>W, 72-65</b>	<b>P12NET</b>
<b>28 (Sat)</b>	<b>California *</b>	<b>W, 75-46</b>	<b>ESPNU</b>

### FEBRUARY

2 (Thu)	at Utah *	W, 78-72	P12NET
5 (Sun)	at Colorado *	L, 62-84	FS1
<b>9 (Thu)</b>	<b>Arizona State *</b>	<b>L, 65-69</b>	<b>FS1</b>
<b>11 (Sat)</b>	<b>#4/4 Arizona *</b>	<b>W, 88-79</b>	<b>ESPN2</b>
16 (Thu)	at #4/4 UCLA *	8 p.m.	ESPN2
18 (Sat)	at USC *	7 p.m.	ESPNU
<b>23 (Thu)</b>	<b>Washington State *</b>	<b>8 p.m.</b>	<b>P12NET</b>
<b>26 (Sun)</b>	<b>Washington *</b>	<b>3 p.m.</b>	<b>FS1</b>

### MARCH

2 (Thu)	at Oregon State *	6 p.m.	P12NET
4 (Sat)	at Oregon *	1 p.m.	CBS

\* Pac-12 game

**Bold indicates home game**

- (1) at American Family Field, Milwaukee, Wis.
  - (2) at ESPN Wide World of Sports, Orlando, Fla.
  - (3) at American Airlines Center, Dallas, Texas
  - (4) at Kaiser Permanente Arena, Santa Cruz, Calif.
- All times listed PT



**STANFORD**

11-15, 5-10 Pac-12



**USC**

18-8, 10-5 Pac-12

### SETTING THE SCENE

Stanford men's basketball closes its weekend in Los Angeles with a Saturday night battle at Galen Center against USC. The action gets underway at 7 p.m. on ESPNU.

### THE OPENING TIP

- The Cardinal is 11-15 (5-10 Pac-12) this year, including wins in six of the last nine games, and five consecutive wins from Jan. 19-Feb. 2. Stanford beat No. 4/4 Arizona last Saturday on Feb. 11, 88-79.
- Through 26 games, Spencer Jones leads the team with 13.4 points per game, and joined Stanford's 1,000-point club on Dec. 29 with a 25-point outing against Colorado. Jones paces the program in Pac-12 play with 15.0 points per game, which ranks ninth in the league. He also ranks fourth in threes per game, fifth in 3-point percentage and 10th in offensive rebounds.
- Harrison Ingram, who was Stanford's first Pac-12 Freshman of the Year since Casey Jacobsen in 2000, withdrew his name from the 2022 NBA Draft to return to The Farm for his sophomore campaign. He is the first Pac-12 Freshman of the Year to return since Jahii Carson (Arizona State) in 2013-14.
- Stanford ranks 10th nationally in minutes continuity, per KenPom, while also bringing in the program's first transfer in 12 years and the first graduate transfer in program history in Michael Jones (Davidson). Jones is one of five players league-wide to score at least 31 in a game this season and ranks third on the team in scoring at 9.6 per night, behind Spencer Jones and Ingram.
- Stanford enters the game in the midst of its best basketball of the season, winning six of the last nine. Over the stretch the Cardinal has outscored its opponents by nearly seven points per game while limiting foes to 40.8 percent shooting from the floor. The Cardinal offense is shooting 47.4 percent from the field and 39.7 percent from 3-point range, and it has picked up quadrant one wins over Arizona and Utah.

### TROJAN WAR

The Cardinal swept the season series with USC a year ago, besting the No. 5 Trojans at Maples, 75-69, and the No. 15 Trojans, 64-61, in Los Angeles. The two wins leveled the all-time series at 129-129. Five of the last six meetings have been decided by six points or less. Harrison Ingram and Spencer Jones led the charge in the ranked wins a year ago, averaging 16.5 and 15.5 points, respectively, in the two games. The first win ended USC's unbeaten season and started a stretch of two straight years with a top-five win.

### POSSIBLE STARTERS

No.	Player	Pos.	Ht.	Wt.	Yr.	PPG	RPG	APG
5	Michael O'Connell	G	6-2	195	Jr.	5.3	2.7	2.4
14	Spencer Jones	F	6-7	225	Sr.	<b>13.4</b>	4.7	1.0
23	Brandon Angel	F	6-8	240	Jr.	7.9	4.1	1.7
42	Maxime Raynaud	F	7-1	250	So.	8.3	<b>6.1</b>	0.7
55	Harrison Ingram	F	6-7	230	So.	9.8	5.7	<b>3.6</b>

### OFF THE BENCH

1	Isa Silva	G	6-4	190	So.	3.6	0.6	1.3
2	Roy Yuan	G	6-1	170	Sr.	0.0	0.0	0.0
3	Jarvis Moss	G	6-4	200	So.	1.9	1.0	0.1
10	Max Murrell	F	6-9	225	Jr.	4.8	1.8	0.4
11	Ryan Agarwal	G	6-6	190	Fr.	3.6	0.6	0.2
13	Michael Jones	G	6-5	205	Gr.	9.6	2.8	1.8
15	Benny Gealer	G	6-1	160	Fr.	1.2	0.5	0.6
21	Neal Begovich	F	6-9	230	R-Jr.	0.8	0.7	0.3
22	James Keefe	F	6-9	240	Sr.	5.6	4.9	1.1
24	Jaylen Thompson	F	6-8	195	Fr.	-	-	-
25	Josue Gil-Silva	G	6-1	185	Sr.	0.0	0.3	0.0

\*Starters based on previous game

**ANNE AND TONY JOSEPH  
DIRECTOR OF MEN'S BASKETBALL  
JEROD HAASE**



In his first six seasons as Stanford's Anne and Tony Joseph Director of Men's Basketball, Jerod Haase has instilled an invested, tough and selfless attitude into the program.

Since arriving on The Farm, the Cardinal has won 98 games, recorded its best conference finish and most league wins in a decade and earned a postseason berth for the first time since 2015. The 2020 team was set to be postseason bound before the cancellation of the NCAA Tournament.

Stanford won 16 games in 2021-22, including the program's first win over an AP top-five opponent since 2007 and its first over a top-25 team on the road since 2014. Harrison Ingram was named Pac-12 Freshman of the Year – Stanford's first since 2000 – while Spencer Jones blossomed into an All-Pac-12 conference forward. Sam Beskind was named Pac-12 Scholar-Athlete of the Year, becoming the program's third honoree in the last five seasons.

The 2020-21 campaign was turned upside down by the COVID-19 global outbreak and subsequent restrictions in Santa Clara County, and Stanford showed its resilience and tenacity with a 14-13 overall record and 10 Pac-12 wins. The season included three wins over eventual Sweet 16 teams, two over Elite Eight programs, and a sweep of Arizona for the first time since 2008. Oscar da Silva established himself as one of the top forwards in the country as one of two players to average 18 points, six rebounds and two assists per game while shooting over 55 percent from the floor. He was also named the Pac-12 Scholar Athlete of the Year.

The Cardinal signed its third top-20 recruiting class in four seasons, led by five-star forward Harrison Ingram. Ingram gives the program a McDonald's All-American for the second-straight year, the first time in Stanford history the feat has been accomplished.

Stanford finished 20-12 overall in 2019-20, and remained solidly in contention for an NCAA Tournament berth throughout a season shortened by the COVID-19 global pandemic. Boasting the nation's No. 16-ranked scoring defense (KenPom No. 7), the Cardinal also shot its highest field goal percentage (.469) since 2003-04. The 20 wins marked Stanford's first such season since the 2014-15 campaign.

Haase and his staff capped the season with a top-10 national recruiting class for 2020 - it's second top-10 class since Haase joined the Cardinal - including top-five signee Ziaire Williams and four players rated at least four stars by one outlet.

Fueled by back-to-back top-25 recruiting classes, Haase's 2018-19 squad featured freshmen and sophomores accounting for 80 percent of the scoring and rebounding. In 2017-18, Haase guided Stanford to a third-place finish in the Pac-12 with 11 conference wins and earned a postseason berth for the first time in three years with a second-round appearance in the NIT.

During Haase's first season in 2016-17, Stanford posted 14 wins against a challenging schedule and finished among the nation's top-10 percent in the classroom. Haase was appointed Stanford's 18th head coach in school history on March 25, 2016.

At UAB, Haase led the Blazers to a regular-season Conference USA championship in 2016 and the program's 15th all-time NCAA Tournament berth in 2015. Haase compiled an 80-53 overall record in four seasons while improving the Blazers' win total every year.

YEAR	SCHOOL	OVERALL	POSTSEASON
2012-13	UAB	16-17	-
2013-14	UAB	18-13	-
2014-15	UAB	20-16	NCAA Third Round
2015-16	UAB	26-7	NIT First Round
2016-17	Stanford	14-17	-
2017-18	Stanford	19-16	NIT Second Round
2018-19	Stanford	15-16	-
2019-20	Stanford	20-12	Postseason Canceled
2020-21	Stanford	14-13	-
2021-22	Stanford	16-16	-
2022-23	Stanford	11-15	-
	<b>OVR</b>	<b>189-158</b>	<b>3 appearances</b>
	<b>at Stanford</b>	<b>109-105</b>	<b>1 appearance</b>
	<b>at UAB</b>	<b>80-53</b>	<b>2 appearances</b>

**ARIZONA DOWNED**

The Cardinal raced to an 88-79 win over No. 4 Arizona on Saturday. Michael O'Connell scored a team-high and career-high 22 points, helping the Cardinal outshoot the Wildcats 61% to 46% from the field. Spencer Jones scored all 18 of his points in the second half, while Harrison Ingram added 12 points, nine rebounds and seven assists. Five Stanford players ended in double figures, with Brandon Angel (14) and Maxime Raynaud (13) joining the fun. The win was Stanford's third over Arizona in the last six meetings.

**THE NET RESULT**

Stanford enters the matchup with the Trojans at No. 106 in the NET Rankings (Feb. 17), with a NET SOS of 55 and an average opponent NET rank of 70. The matchup is currently a quadrant one contest, as USC slots in at No. 57. 18 of Stanford's 31 regular season games are currently slated to be in quadrant one or two, including 11 in Q1 and two of the remaining five.

**vs. Quad 1:** 2-7 (Wins over Arizona and Utah)

**vs. Quad 2:** 1-6 (Win over Oregon)

**vs. Quad 3:** 0-1

**vs. Quad 4:** 8-1 (Wins over Florida State, California, Oregon State, Loyola Chicago, Cal Poly, Pacific, Chicago State and Green Bay)

**SIX OF THE LAST EIGHT**

Stanford men's basketball picked up five wins in a row from Jan. 19-Feb. 2, downing the Beavers, 67-46, Ducks, 71-64, Golden Bears, 75-46 and Utes, 78-72, in Pac-12 play, and added a win over Arizona on Feb. 11, 88-79. The 46 points allowed (twice) matched the lowest in a Pac-12 game under head coach Jerod Haase, equaling the total in the win at Oregon State in 2017. During the nine-game run, Spencer Jones leads the way with 15.0 points per game and is 26-for-54 (48.1%) from 3-point range, while Maxime Raynaud and Harrison Ingram also average double figures (10.9 each). Raynaud has posted a team-best 8.1 rebounds per game over the streak, while Ingram adds 6.8 boards and 4.8 assists.

**SHOOTERS SHOOT**

Five players league-wide sport a 3-point percentage north of 40 percent in conference play, three of which are Stanford Cardinal. Max Murrell leads the way at 44.1 percent, while Michael Jones is shooting 40.3 percent and Spencer Jones 40.2 percent from deep. Stanford ranks third with 8.1 threes per game against Pac-12 foes and leads the conference in 3-point percentage as a team (35.4%).

**50TH TO REACH 1,000**

A high-scoring weekend against Colorado and Utah helped Spencer Jones cross the 1,000-point threshold. Jones scored a season-high 25 points against Colorado and added 22 against Utah on Feb. 2 for his 10th career outing with 20 or more points. He became the program's 50th member of the 1,000-point club and has moved into 33rd on the program's all-time scoring list with 1,202 points. He passed Mark Madsen '00 and Dorian Pickens '18 last week, with Arthur Lee '99 next up in 32nd at 1,229 points.

Establishing himself as one of the best 3-point shooters in program history, the sniper has 242 career threes, which ranks second all-time in program history. He is 62 away from matching Chasson Randle '15 for the top spot. Jones is averaging 13.4 points, 4.7 rebounds, 1.1 steals and 1.1 blocks per game through 25 appearances, the last of which ranks 10th in the Pac-12 and second among perimeter players (Keion Brooks, UW). Jones ranks 12th on the program's all-time blocks list with 90, passing Jason Collins '01 against Arizona on Feb. 11, and needs five more to match Josh Childress '04 for 11th. Jones earned his first All-Pac-12 awards with honorable mention selections to the all-league and all-defense teams last season. He was one of six players league-wide to earn both distinctions.

**2022-23 ROSTER**

No.	Player	Pos.	Ht.	Wt.	Yr.	Major	Hometown (Previous School)
1	Isa Silva	G	6-4	190	So.	Undeclared	Sacramento, Calif. (Jesuit)
2	Roy Yuan	G	6-1	175	Sr.	Computer Science	San Jose, Calif. (Saint Francis)
3	Jarvis Moss	G	6-4	200	So.	Undeclared	Concord, N.C. (Cannon School)
5	Michael O'Connell	G	6-2	195	Jr.	Economics	Mineola, N.Y. (Blair Academy (N.J.))
10	Max Murrell	F	6-9	225	Jr.	Computer Science	Omaha, Neb. (Millard North)
11	Ryan Agarwal	G	6-6	190	Fr.	Undeclared	Coppell, Texas (Coppell)
13	Michael Jones	G	6-5	205	Gr.	MS Statistics	Woodbury, Minn. (Woodbury/Davidson)
14	Spencer Jones	F	6-7	225	Sr.	Management Sci. and Engineering	Roeland Park, Kan. (Bishop Miege)
15	Benny Gealer	G	6-0	160	Fr.	Undeclared	Palos Verdes Estates, Calif. (Rolling Hills Prep)
21	Neal Begovich	F	6-9	230	R-Jr.	Economics	San Francisco, Calif. (St. Ignatius College Prep)
22	James Keefe	F	6-9	240	Sr.	Economics	Los Angeles, Calif. (Loyola)
23	Brandon Angel	F	6-8	240	Jr.	Economics	San Diego, Calif. (Torrey Pines)
24	Jaylen Thompson	F	6-8	195	Fr.	Undeclared	Oakland, Calif. (Southern California Academy)
25	Josue Gil-Silva	G	6-1	185	Sr.	Mechanical Engineering	Salinas, Calif. (Alisal)
42	Maxime Raynaud	F	7-1	250	So.	Undeclared	Paris, France (Lycee Henri IV)
55	Harrison Ingram	F	6-7	230	So.	Undeclared	Dallas, Texas (St. Mark's)

**PRONUNCIATION GUIDE**

<b>JEROD HAASE</b>	Jared   rhymes with pass	<b>Rob EHSAN</b>	EE-sahn
<b>ISA SILVA</b>	EE-suh	<b>Roy YUAN</b>	you-en
<b>Max MURRELL</b>	Mearl (rhymes with pearl)	<b>Ryan AGARWAL</b>	AG-are-wall
<b>Benny GEALER</b>	GHEE-ler	<b>Neal BEGOVICH</b>	BEG-oh-ritch
<b>JOSUE GIL-SILVA</b>	Ho-sway Heel-Silva	<b>MAXIME RAYNAUD</b>	Max-eem Ray-no

**McDONALD'S ALL-AMERICAN**

Andrej Stojakovic became the 10th recruit in program history to earn a spot on the McDonald's All-American game roster, as announced on Jan. 24. The Cardinal will have a participant for the third time in four years - the first time in program history to accomplish the feat over a four-year stretch. Stojakovic joins Harrison Ingram (2021), Ziaire Williams (2020), Reid Travis (2014), Brook and Robin Lopez (2006), Josh Childress (2001), Casey Jacobsen (1999) and Jarron and Jason Collins (1997) as Stanford athletes with the honor.

**HERE COMES HARRISON**

Harrison Ingram has impacted all parts of the floor over the last 10 games, scoring 11.2 points with 7.0 rebounds and 4.9 assists per game, including 14 made 3-pointers (38% from deep). Coming alive after a slow start, Ingram ranks 12th in conference play in rebounds and fifth in assists - one of two players to rank top-15 in rebounding and top-five in assists (Rollie Worster, Utah). Ingram also slots in sixth in assist to turnover ratio (1.9) and 13th in offensive rebounds (2.1).

**MURRELL'S WORLD**

Max Murrell has established himself as one of the top 3-point shooters in the Pac-12, leading the conference with a 47.1 percent clip from downtown and ranking 3.4 percent above second-place David Singleton (UCLA). The 6-9 forward from Omaha also ranks second in Pac-12 games with a 44.1 percent mark from deep, trailing Colorado's Tristan da Silva (44.3%) and he has at least one made three in each of the last 11 games, where he is 15-for-31 (48.4%). Murrell is joined by Michael Jones (40.3%), Spencer Jones (40.2%) and Ryan Agarwal (43.5%) in shooting north of 40 percent in Pac-12 play.

**SIXTH MAN OF THE YEAR?**

Michael Jones has emerged as one of the leading Pac-12 options off the bench, entering Thursday's tilt ranked first in scoring off the bench in conference play among qualified players. Jones leads Washington State's Jabe Mullins by 1.5 points per game, while looking at the whole season, Jones' 9.1 points per game off the bench leads all qualified Pac-12 players by 3.0 points, besting second-place Kel'el Ware from Oregon (6.1).

**FIVE-STAR CLASS OF 2023**

Adding a pair of highly-touted student-athletes to the program in the class of 2023, Stanford signed Kanaan Carlyle (Atlanta, Ga.) and Andrej Stojakovic (Carmichael, Calif.) to national letters of intent. Carlyle is rated a five-star prospect by Rivals and the 247 composite, ranking as high as the 19th-rated recruit in the country from Rivals at the time of his signing. Stojakovic is also a five-star signee via the 247 composite rankings and is currently ranked No. 16 overall nationally by 247 Sports.

Both prospects are rated in ESPN's top-40 overall, with Stanford one of just nine schools nationally with multiple top-40 signees, joining Kentucky, Duke, Texas, Oregon, Michigan State, Baylor, Arkansas and Kansas. Stanford has two top signees in the same class for the first time since 2006, when Brook and Robin Lopez committed to play on the Farm.

**IN THE PROS**

Stanford boasts five NBA alumni entering the 2022-23 season: Ziaire Williams (Memphis Grizzlies), Brook Lopez (Milwaukee Bucks), Robin Lopez (Cleveland Cavaliers), Dwight Powell (Dallas Mavericks) and KZ Okpala (Sacramento Kings), while a plethora of alumni are plying their trade in leagues around the world. Additionally, Chasson Randle spent the preseason with the Denver Nuggets and Landry Fields was promoted to general manager of the Atlanta Hawks in the offseason. The Cardinal has had an NBA Draft selection in three of the past four seasons, one of 17 teams nationally to have done so.

Brook Lopez is an early candidate for NBA Defensive Player of the Year honors, ranking first in the NBA in blocks with 132 (2nd with 2.4 per game), to go along with 14.5 points and 6.5 rebounds per game, through games on Feb. 16, while shooting a slash line of 51/37/78. Dwight Powell is and is shooting 72.7% from the field this season, while Ziaire Williams has had nine or more points in seven times since Jan. 5.

Lopez enters the All-Star break on the heels of his best scoring output of the season, scoring 33 points on Feb. 16 against the Chicago Bulls on 13-for-18 shooting with three triples.

**FLOOR BURNS**

During his playing career at Kansas, Jerod Haase was known for his energy and passion on the court. Whether it be diving for loose balls or taking charges, Haase's trademark hustle was always on display. During his time with the Jayhawks, the "floor burns" statistic was created in his honor and is still tracked by the program. Haase totaled 167 floor burns during the 1996-97 season (4.6 per game). Stanford's individual totals (238 combined, 9.1 per game) are as follows:

Harrison Ingram .....	36	Max Murrell .....	15
Michael O'Connell .....	34	Isa Silva .....	14
Spencer Jones .....	33	Ryan Agarwal .....	6
Brandon Angel .....	32	Neal Begovich .....	2
James Keefe .....	28	Benny Gealer .....	1
Michael Jones .....	23		
Maxime Raynaud .....	16		

**2022-23 PAC-12 STANDINGS**

TEAM	CONFERENCE			OVERALL		
	W	L	PCT.	W	L	PCT.
1...UCLA .....	13	2	.867	22	4	.846
2...Arizona .....	12	4	.750	23	4	.852
3...USC .....	10	5	.667	18	8	.692
4...Utah .....	10	6	.625	17	10	.630
5...Arizona State .....	9	7	.563	18	9	.667
.....Oregon .....	9	7	.563	15	12	.556
7...Colorado .....	7	9	.438	15	12	.556
.....Washington State .....	7	9	.438	12	15	.444
9...Washington .....	6	10	.375	14	13	.519
<b>10 Stanford .....</b>	<b>5</b>	<b>10</b>	<b>.333</b>	<b>11</b>	<b>15</b>	<b>.423</b>
11.Oregon State .....	4	12	.250	10	17	.370
12.California .....	2	13	.133	3	23	.115

\*Through Feb. 16

**INSIDE THE SERIES - USC**

Series History .....	Series tied, 129-129
Streak .....	W2
Last 5 Meetings .....	2-3
Last 10 Meetings .....	4-6
Under Jerod Haase .....	4-6
Jerod Haase vs. Andy Enfield .....	4-6
Biggest Win .....	43, 1999-00
Biggest Loss .....	37, twice
Most Points Scored .....	111, 1999-00
Most Points Allowed .....	106, 1976-77

**STANFORD QUICK FACTS**

<b>Stanford University</b>	
Enrollment (undergraduate) .....	7,645
Enrollment (total) .....	16,937
<b>Home Arena</b> .....	Maples Pavilion
Opened .....	1968
Capacity .....	7,233
Record at Maples .....	573-236 (.708)
Conference Record at Maples .....	290-183 (.613)
<b>Anne and Tony Joseph Director of Men's Basketball</b>	Jerod Haase
Alma Mater .....	Kansas '97
Record at Stanford .....	109-105 (7th year)
Overall .....	189-158 (11th year)
<b>James C. Gaither Assistant Men's Basketball Coach</b> .....	Jesse Pruitt (7th year)
<b>Oscar da Silva Assistant Men's Basketball Coach</b> .....	Rob Ehsan (2nd year)
<b>Assistant Coach</b> .....	Brandon Dunson (1st year)
<b>Assistant AD - MBB Ops.</b> .....	David Berkun (7th year)
<b>Player Development</b> .....	Nate Britt II (1st year)
<b>Athletic Trainer</b> .....	Dominic Vincentini (7th year)
<b>Sports Performance</b> .....	Mike Chatman (4th year)
<b>Assistant to the Head Coach</b> .....	Jack Frost (4th year)
<b>Asst. Operations Director</b> .....	Michael Reutt (2nd Year)
<b>First Season</b> .....	1913-14 (105th season)
<b>All-Time Record</b> .....	1,593-1,217 (.568)
<b>NCAA Championships</b> .....	1 (1942)
<b>NCAA Final Four</b> .....	2 (1942, 1998)
<b>NCAA Appearances</b> .....	17 (1942, '89, '92, '95, '96, '97, '98, '99, '00, '01, '02, '03, '04, '05, '07, '08, '14)
<b>NIT Championships</b> .....	3 (1991, 12, '15)
<b>NIT Appearances</b> .....	9 (1988, '90, '91, '94, '06, '12, '13, '15, '18)
<b>Conference Championships</b> .....	7 (1920 (PCC), '21(PCC), '63 (co-AAWU), 1999, '00, '01, '04)
<b>Pac-12 Championships</b> .....	4 (1999, '00, '01, '04)

## STANFORD IN 2022-23 WHEN...

Overall.....	11-15
Pac-12 .....	5-10
Non-Conference .....	6-5
Home Games .....	8-5
On The Road .....	1-6
On Neutral Courts.....	2-4
vs. AP Ranked Opponents.....	1-4
vs. Coaches Ranked Opponents .....	1-4
When Leading At Halftime .....	8-3
When Trailing At Halftime .....	3-10
When Tied At Halftime .....	0-2
In Overtime.....	0-0
When Scoring Less Than 60 Points .....	0-3
When Scoring 60-69 Points .....	1-10
When Scoring 70-79 Points .....	6-2
When Scoring 80+ Points .....	4-0
When Opponent Scores Less Than 40 Points.....	0-0
When Opponent Scores 40-49 Points .....	4-0
When Opponent Scores 50-59 Points .....	0-1
When Opponent Scores 60-69 Points.....	4-4
When Opponent Scores 70+ Points .....	3-10
When Shooting 50% or Better .....	6-2
When Shooting Under 50%.....	5-13
When Shooting 35% or Better From 3 .....	9-4
When Shooting Under 35% From 3 .....	2-11
When Shooting 75% or Better From FT Line.....	5-3
When Shooting Under 75% From FT Line .....	6-12
When Outrebounding Opponent.....	9-7
When Being Outrebounded .....	1-8
When Rebounds are Even .....	0-0
When Committing Less Than 15 Turnovers .....	10-8
When Committing 15 or More Turnovers .....	1-7
In Games Decided By 1-3 Points .....	0-2
In Games Decided by 1-5 Points .....	0-6
In Games Decided By 4-9 Points .....	4-6
In Games Decided By 10-19 Points .....	3-5
In Games Decided By 20 Or More Points .....	4-2
In Morning Games .....	1-1
In Afternoon Games.....	1-3
In Night Games .....	9-11
On Monday .....	1-0
On Tuesday .....	0-1
On Wednesday.....	1-0
On Thursday .....	3-6
On Friday .....	3-2
On Saturday.....	3-2
On Sunday .....	0-4
November.....	3-4
December .....	2-5
January.....	4-3
February .....	2-3
March .....	0-0
When Wearing White .....	7-4
When Wearing Cardinal.....	1-5
When Wearing Black .....	1-5
When Wearing Gray .....	2-1
When Wearing Throwbacks .....	2-1

## BY THE NUMBERS

<b>DOUBLE-DOUBLES</b>	<b>2022-23</b>	<b>CAREER</b>
Maxime Raynaud	2	3
Harrison Ingram	-	5
Brandon Angel	-	1
James Keefe	-	1
<b>20+ POINT GAMES</b>	<b>2022-23</b>	<b>CAREER</b>
Spencer Jones	3	10
Michael Jones	1	3
Harrison Ingram	1	2
Michael O'Connell	1	2
Brandon Angel	1	1
Maxime Raynaud	1	1
<b>DOUBLE-DIGIT POINTS</b>	<b>2022-23</b>	<b>CAREER</b>
Spencer Jones	20	56
Michael Jones	13	42
Harrison Ingram	13	30
Maxime Raynaud	11	16
Brandon Angel	10	21
Michael O'Connell	4	20
Max Murrell	3	4
Isa Silva	2	3
Ryan Agarwal	2	2
James Keefe	1	6
Jarvis Moss	1	1
<b>DOUBLE-DIGIT REBOUNDS</b>	<b>2022-23</b>	<b>CAREER</b>
Maxime Raynaud	3	4
Harrison Ingram	-	6
James Keefe	-	4
Brandon Angel	-	1
<b>DOUBLE-DIGIT ASSISTS</b>	<b>2022-23</b>	<b>CAREER</b>
N/A		
<b>LED STANFORD IN SCORING</b>	<b>2022-23</b>	<b>CAREER</b>
<b>(includes ties)</b>		
Spencer Jones	12	29
Michael Jones	6	6
Harrison Ingram	3	11
Brandon Angel	3	9
Maxime Raynaud	2	4
Michael O'Connell	1	4
Max Murrell	1	2
Ryan Agarwal	1	1
Isa Silva	-	1
James Keefe	-	1
<b>LED STANFORD IN REBOUNDING</b>	<b>2022-23</b>	<b>CAREER</b>
<b>(includes ties)</b>		
Maxime Raynaud	11	14
Harrison Ingram	8	23
James Keefe	6	17
Spencer Jones	5	14
Brandon Angel	1	4
Max Murrell	1	2
Michael O'Connell	-	3
<b>LED STANFORD IN ASSISTS</b>	<b>2022-23</b>	<b>CAREER</b>
<b>(includes ties)</b>		
Harrison Ingram	14	29
Michael O'Connell	7	37
Michael Jones	4	4
Isa Silva	2	5
Brandon Angel	2	2
Spencer Jones	-	7
Maxime Raynaud	-	2
James Keefe	-	2
Max Murrell	-	1

## 2022-23 STANFORD TEAM HIGHS

Points	88, twice
FG made	33, twice
FG att.	70, at Washington (1-12-23)
FG%	61.1, vs. Arizona (2-11-23)
3-pt. FG made	14, vs. Cal Poly (11-18-22)
3-pt. FG att.	33, vs. Memphis (11-27-22)
FT made	22, three times
FT att.	34, vs. Pacific (11-7-22)
Rebounds	46, vs. California (1-28-23)
Assists	19, at Utah (2-2-23)
Steals	11, twice
Blocks	9, vs. Wisconsin (11-11-22)
Fewest Turnovers	6, vs. Utah (12-31-22)
Fewest Fouls	11, vs. Arizona State (2-9-23)
First Half pts.	47, vs. Cal Poly (11-18-22)
Second Half pts.	49, vs. Florida State (11-25-22)

## 2022-23 STANFORD TEAM LOWS

Points	48, vs. Memphis (11-27-22)
FG made	17, twice
FG att.	46, vs. Texas (12-18-22)
FG%	29.3, vs. Memphis (11-27-22)
3-pt. FG made	1, vs. Wisconsin (11-11-22)
3-pt. FG att.	13, vs. Loyola Chicago (12-22-22)
FT made	2, at UCLA (2-17-23)
FT att.	6, twice
Rebounds	24, twice
Assists	6, vs. Wisconsin (11-11-22)
Steals	2, vs. Chicago State (1-26-23)
Blocks	0, twice
Most Turnovers	18, vs. Texas (12-18-22)
Most Fouls	26, at UCLA (2-17-23)
First Half pts.	20, twice
Second Half pts.	23, at Colorado (2-5-23)

## 2022-23 OPPONENT TEAM HIGHS

Points	92, at California (1-6-23)
FG made	33, at Washington (1-12-23)
FG att.	67, vs. Pacific (11-7-22)
FG%	59.3, twice
3-pt. FG made	16, at California (1-6-23)
3-pt. FG att.	35, vs. Arizona (2-11-23)
FT made	19, vs. Utah (12-31-22)
FT att.	25, at UCLA (2-17-23)
Rebounds	41, vs. Arizona State (12-4-22)
Assists	22, vs. Texas (12-18-22)
Steals	11, twice
Blocks	9, at Washington (1-12-23)
Fewest Turnovers	6, at Washington State (1-14-23)
Fewest Fouls	11, vs. Memphis (11-27-22)
First Half pts.	50, vs. UCLA (12-1-22)
Second Half pts.	47, at California (1-6-23)

## 2022-23 OPPONENT TEAM LOWS

Points	40, vs. Green Bay (12-16-22)
FG made	12, vs. Cal Poly (11-18-22)
FG att.	40, vs. Utah (12-31-22)
FG%	26.5, vs. Green Bay (12-16-22)
3-pt. FG made	4, three times
3-pt. FG att.	11, vs. Ole Miss (11-24-22)
FT made	5, vs. Arizona State (2-9-23)
FT att.	9, vs. Loyola Chicago (12-22-22)
Rebounds	25, three times
Assists	5, twice
Steals	3, twice
Blocks	0, twice
Most Turnovers	27, vs. Green Bay (12-16-22)
Most Fouls	24, vs. Pacific (11-7-22)
First Half pts.	19, twice
Second Half pts.	21, vs. Green Bay (12-16-22)

## THE LAST TIME - TEAM

### Scored 100 points

Stanford 104, vs. UCLA (2-16-19)  
Opponent 108, vs. Florida (11-23-17)

### Scored less than 50 points

Stanford 48, vs. Memphis (11-27-22)  
Opponent 46, vs. Oregon State (1-19-23)

### Scored less than 40 points

Stanford 39, at California (2-26-22)  
Opponent 38, vs. Carroll College (12-27-15)

### Overtime game

Stanford win vs. Dartmouth (89-78 on 12-16-21)  
Stanford loss at Washington State (85-76 in 3OT on 2-20-21)

### Double Overtime game

Stanford win vs. UCLA (107-99 in 2OT on 1-4-18)  
Stanford loss at Washington State (85-76 in 3OT on 2-20-21)

### Three or More Overtimes

Stanford win at Oregon State (103-101 in 4OT on 1-7-12)  
Stanford loss at Washington State (85-76 in 3OT on 2-20-21)

### 40-point win

Stanford Stanford 85, Green Bay 40 (12-16-22)  
Opponent Oregon State 81, Stanford 38 (1-11-82)

### 50-point win

Stanford Stanford 111, Harvard 56 (11-9-07)  
Opponent never

### 60 points in a half

Stanford 63 (1st half), vs. Harvard (11-9-07)  
Opponent 60 (2nd half), at USC (1-26-02)

### Between 16-20 points in a half

Stanford 20 (1st half), vs. Memphis (11-27-22)  
Opponent 20 (1st half), vs. California (1-28-23)

### 15 points or less in a half

Stanford 12 (1st half), at California (2-26-22)  
Opponent 15 (1st half), Washington State (2-28-19)

### 50 rebounds by a team

Stanford 51, vs. North Carolina A&T (11-23-21)  
Opponent 51, Portland State (11-28-18)

### 12 or more three-pointers in a game

Stanford 14, vs. Cal Poly (11-18-22)  
Opponent 14, vs. Arizona (2-13-23)

### 10 or more steals in a game

Stanford 10, vs. Colorado (12-29-22)  
Opponent 10, at Utah (2-2-23)

### 25 turnovers in a game

Stanford 28, vs. Portland State (11-26-17)  
Opponent 27, vs. Green Bay (12-16-22)

### Five players scoring in double digits

Stanford 5, vs. Arizona (2-11-23)  
Opponent 5, at Washington (1-12-23)

### More than five players scoring in double digits

Stanford 6, vs. Green Bay (11-13-15)  
Opponent 6, at Colorado (3-2-17)

## THE LAST TIME - INDIVIDUAL

### Player recorded a double-double

Stanford Maxime Raynaud (12 pts/10 reb), at UCLA (2-17-23)  
Opponent Devan Cambridge (10 pts/10 reb), vs. Arizona State (2-9-23)

### Two players recorded a double-double

Stanford Oscar da Silva (17 pts/10 reb)/Ziaire Williams (12 pts/12 reb/10 ast), vs. Washington (1-7-21)  
Opponent Branden Carlsen (14 pts/12 rebs), Riley Battin (11 pts/10 rebs), at Utah (2-6-20)

### Player recorded a triple-double

Stanford Ziaire Williams (12 pts/12 reb/10 ast), vs. Washington (1-7-21)  
Opponent Kyle Weaver (14 pts/13 reb/10 ast), vs. Washington State (1-13-07)

### Game decided by buzzer-beater

Stanford win James Keefe, vs. Arizona State (3-9-22)  
Stanford loss Lamont Jones, vs. Arizona (2-27-10)

### 30 points

Stanford Michael Jones (31), vs. Pacific (11-7-22)  
Opponent Wesley Cardet (31), vs. Chicago State (1-25-23)

### 40 points

Stanford Casey Jacobsen (41), vs. Oregon (2-7-02)  
Opponent Darius McGhee (41), vs. Liberty (12-23-21)

### Two players with 20 or more points

Stanford Michael Jones (31)/Maxime Raynaud (22), vs. Pacific (11-7-22)  
Opponent Tristan da Silva (25)/KJ Simpson (21), at Colorado (2-5-23)

### Three players with 20 or more points

Stanford Brown (21)/Randle (21)/Nastic (20), vs. Arizona State (1-24-15)  
Opponent Moore (25)/Brown (23)/Carmichael (21), vs. Illinois State (3-19-12)

### No double-digit scorer

Stanford vs. Arizona (1-20-22)  
Opponent vs. Carroll College (12-27-15)

### 12 field goals

Stanford Oscar da Silva (12), at North Carolina A&T (12-6-20)  
Opponent Jaime Jaquez Jr. (12), vs. UCLA (12-1-22)

### 7 three-pointers

Stanford Tyrell Terry (7) vs. Utah (2-26-20)  
Opponent Courtney Ramey (8), vs. Arizona (2-11-23)

### 15 free throws

Stanford Reid Travis (19), at Kansas (12-3-16)  
Opponent Jared Cunningham (15), vs. Oregon State (3-9-11)

### 15 rebounds

Stanford Oscar da Silva (15), vs. Oregon (2-1-20)  
Opponent N'Faly Dante (15), vs. Oregon (1-21-23)

### 20 rebounds

Stanford Michael Humphrey (20), at Oklahoma State (3-19-18)  
Opponent Andre Roberson (20), at Colorado (1-24-13)

### Three players with 10 or more rebounds

Stanford Travis (12)/R. Allen (10)/Pickens (10), vs. Villanova (11-26-15)  
Opponent McCoy (12)/Bailey (11)/Johnson (10), vs. UCLA (1-17-98)

### 10 assists

Stanford Ziaire Williams (10), vs. Washington (1-7-21)  
Opponent Rollie Worster (10), at Utah (2-2-23)



# #1 ISA SILVA

Sophomore | Guard | 6-4 | 190

Sacramento, Calif. | Jesuit | Undeclared

### Three things to know...

1: Consensus four-star recruit, rated No. 53 nationally by ESPN, No. 66 by 247Sports and No. 73 by Rivals

2: True point guard with an excellent feel for the game and high basketball IQ

3: Five relatives graduated from Stanford, and cousin, Josue, is a walk-on and former manager for the team. Grandfather, Rafael, had his oral history as a bracero immigrant archived at Stanford's Special Collections and University Archives

**Career Accolades:** N/A

**Trending:** Shot 50% from 3-point range as a freshman, was the 2nd-best mark in program history by a freshman (min. 25 attempts) ... Started five games, averaging 5.2 points per game as a starter ... Double-digit scorer in consecutive games on Dec. 31 vs. Utah and Jan. 6 vs. Cal, and tied his career high against Cal with 12 points.

### SILVA'S CAREER HIGHS

Points..... 12, twice  
 FG..... 5, twice  
 FGA..... 9, twice  
 3FG..... 2, three times  
 3FGA..... 4, twice  
 FT..... 4, at California 1/6/23  
 FTA..... 6, at California 1/6/23  
 Rebounds..... 4, three times  
 Assists.....5, vs. Valparaiso 11/17/21  
 Blocks.....1, three times  
 Steals.....3, twice  
 Minutes..... 25, at California 1/6/23

### SILVA'S SEASON HIGHS

Points..... 12, at California 1/6/23  
 FG..... 5, vs. Utah 12/31/22  
 FGA..... 9, at California 1/6/23  
 3FG..... 1, five times  
 3FGA..... 4, vs. Memphis 11/27/22  
 FT..... 4, at California 1/6/23  
 FTA..... 6, at California 1/6/23  
 Rebounds..... 4, vs. Cal Poly 11/18/22  
 Assists.....4, vs. Green Bay 12/16/22  
 Blocks.....  
 Steals.....1, five times  
 Minutes..... 25, at California 1/6/23

**ESPN Events Invitational:** 4.7 pts, 1.3 ast per game

### 2022-23 GAME-BY-GAME

Opponent	Date	GS	Min	FG-FGA	Pct	3FG-FGA	Pct	FT-FTA	Pct	O/D/T	Avg	PF	FO	A/T	B	S	P	Avg
PACIFIC	11/07/22		16	0-0	.000	0-0	.000	0-0	.000	0/0/0	0.0	2	0	0/1	0	0	0	0.0
vs Wisconsin	11/11/22		12	1-1	1.000	0-0	.000	1-2	.500	0/0/0	0.0	4	0	0/1	0	1	3	1.5
SAN DIEGO ST.	11/15/22		16	2-5	.400	0-1	.000	1-1	1.000	0/0/0	0.0	3	0	2/2	0	0	5	2.7
CAL POLY	11/18/22	*	18	2-3	.667	0-1	.000	0-0	.000	0/4/4	1.0	3	0	2/1	0	1	4	3.0
vs Ole Miss	11/24/22	*	19	3-7	.429	0-0	.000	0-0	.000	0/0/0	0.8	2	0	2/2	0	1	6	3.6
vs Florida St.	11/25/22	*	18	1-2	.500	0-1	.000	0-0	.000	0/0/0	0.7	3	0	1/1	0	0	2	3.3
vs Memphis	11/27/22	*	16	1-5	.200	1-4	.250	3-4	.750	0/2/2	0.9	1	0	1/2	0	1	6	3.7
UCLA	12/01/22	*	22	3-8	.375	1-3	.333	1-2	.500	0/1/1	0.9	3	0	1/1	0	0	8	4.3
at Arizona St.	12/04/22		11	0-1	.000	0-0	.000	0-0	.000	0/0/0	0.8	4	0	1/3	0	0	0	3.8
GREEN BAY	12/16/22		15	0-3	.000	0-1	.000	2-2	1.000	0/1/1	0.8	0	0	4/0	0	1	2	3.6
vs Texas	12/18/22		3	0-1	.000	0-1	.000	0-0	.000	0/0/0	0.7	0	0	0/0	0	0	0	3.3
vs Loyola Chicago	12/22/22		10	1-2	.500	0-0	.000	0-0	.000	0/1/1	0.8	3	0	0/2	0	0	2	3.2
COLORADO	12/29/22		12	0-1	.000	0-0	.000	2-2	1.000	0/0/0	0.7	1	0	1/0	0	0	2	3.1
UTAH	12/31/22		19	5-6	.833	1-1	1.000	0-1	.000	0/1/1	0.7	0	0	2/0	0	0	11	3.6
at California	01/06/23		25	4-9	.444	0-2	.000	4-6	.667	0/1/1	0.7	2	0	2/1	0	0	12	4.2
at Washington	01/12/23		10	0-2	.000	0-0	.000	0-0	.000	0/0/0	0.7	0	0	3/1	0	0	0	3.9
at Washington St.	01/14/23	DNP																
OREGON ST.	01/19/23		14	1-3	.333	0-1	.000	1-2	.500	0/0/0	0.6	4	0	2/1	0	0	3	3.9
OREGON	01/21/23		14	3-4	.750	0-1	.000	0-0	.000	0/0/0	0.6	1	0	0/2	0	0	6	4.0
CHICAGO ST.	01/25/23		9	0-1	.000	0-1	.000	0-0	.000	0/0/0	0.6	0	0	1/0	0	0	0	3.8
CALIFORNIA	01/28/23		14	2-3	.667	1-2	.500	3-3	1.000	0/2/2	0.7	2	0	1/1	0	0	8	4.0
at Utah	02/02/23		8	0-0	.000	0-0	.000	0-0	.000	0/0/0	0.6	1	0	2/2	0	0	0	3.8
at Colorado	02/05/23		13	0-3	.000	0-1	.000	0-0	.000	0/0/0	0.6	2	0	1/0	0	0	0	3.6
ARIZONA ST.	02/09/23		12	2-4	.500	1-1	1.000	0-0	.000	0/0/0	0.6	1	0	1/0	0	0	5	3.7
ARIZONA	02/11/23		12	1-1	1.000	0-0	.000	0-0	.000	0/1/1	0.6	1	0	2/0	0	0	2	3.6
at UCLA	02/16/23		14	2-5	.400	0-1	.000	0-2	.000	0/0/0	0.6	1	0	1/2	0	0	4	3.6

### CAREER STATS

YEAR	GP	GS	MIN	AVG	FG	FGA	PCT	3-POINT			FT	FTA	PCT	REBOUNDING					PF	FO	AST	TO	BLK	STL	PTS	AVG
								FG	FGA	PCT				OFF	DEF	TOT	AVG									
2021-22	32	1	445	13.9	40	101	.396	19	38	.500	12	19	.632	7	28	35	1.1	49	0	38	52	3	20	111	3.5	
2022-23	25	5	352	14.1	34	80	.425	5	23	.217	18	27	.667	0	14	14	0.6	44	0	33	26	0	5	91	3.6	
<b>TOTAL</b>	<b>57</b>	<b>6</b>	<b>797</b>	<b>14.0</b>	<b>74</b>	<b>181</b>	<b>.409</b>	<b>24</b>	<b>61</b>	<b>.393</b>	<b>30</b>	<b>46</b>	<b>.652</b>	<b>7</b>	<b>42</b>	<b>49</b>	<b>0.9</b>	<b>93</b>	<b>0</b>	<b>71</b>	<b>78</b>	<b>3</b>	<b>25</b>	<b>202</b>	<b>3.5</b>	



## #2 ROY YUAN

Senior | Guard | 6-1 | 170

San Jose, Calif. | Saint Francis | Computer Science

### Three things to know...

- 1: Started as a Stanford manager, elevated to the roster as a senior on Dec. 1, 2022
- 2: Scored over 1,000 points during his high school career at Harker High School and Saint Francis
- 3: Excellent 3-point shooter

**Career Accolades:** N/A

**Trending:** N/A

### YUAN'S CAREER HIGHS

Points.....-

FG.....-

FGA..... 1, twice

3FG.....-

3FGA..... 1, vs. California 1/28/22

FT.....-

FTA.....-

Rebounds.....-

Assists.....-

Blocks.....-

Steals.....-

Minutes.....2, twice

### YUAN'S SEASON HIGHS

Points.....-

FG.....-

FGA..... 1, twice

3FG.....-

3FGA..... 1, vs. California 1/28/22

FT.....-

FTA.....-

Rebounds.....-

Assists.....-

Blocks.....-

Steals.....-

Minutes.....2, twice

### 2022-23 GAME-BY-GAME

Opponent	Date	GS	Min	FG-FGA	Pct	3FG-FGA	Pct	FT-FTA	Pct	O/D/T	Avg	PF	FO	A/T	B	S	P	Avg	
PACIFIC	11/07/22	DNP																	
vs Wisconsin	11/11/22	DNP																	
SAN DIEGO ST.	11/15/22	DNP																	
CAL POLY	11/18/22	DNP																	
vs Ole Miss	11/24/22	DNP																	
vs Florida St.	11/25/22	DNP																	
vs Memphis	11/27/22	DNP																	
UCLA	12/01/22	DNP																	
at Arizona St.	12/04/22	DNP																	
GREEN BAY	12/16/22		2	0-1	.000	0-0	.000	0-0	.000	0/0/0	0.0	0	0	0/0	0	0	0	0.0	
vs Texas	12/18/22	DNP																	
vs Loyola Chicago	12/22/22	DNP																	
COLORADO	12/29/22	DNP																	
UTAH	12/31/22	DNP																	
at California	01/06/23	DNP																	
at Washington	01/12/23	DNP																	
at Washington St.	01/14/23	DNP																	
OREGON ST.	01/19/23		1	0-0	.000	0-0	.000	0-0	.000	0/0/0	0.0	0	0	0/0	0	0	0	0.0	
OREGON	01/21/23	DNP																	
CHICAGO ST.	01/25/23	DNP																	
CALIFORNIA	01/28/23		2	0-1	.000	0-1	.000	0-0	.000	0/0/0	0.0	0	0	0/0	0	0	0	0.0	
at Utah	02/02/23	DNP																	
at Colorado	02/05/23	DNP																	
ARIZONA ST.	02/09/23	DNP																	
ARIZONA	02/11/23	DNP																	
at UCLA	02/16/23	DNP																	

### CAREER STATS

YEAR	GP	GS	MIN	AVG	FG	FGA	PCT	3-POINT			FT	FTA	PCT	REBOUNDING							PTS	AVG			
								FG	FGA	PCT				OFF	DEF	TOT	AVG	PF	FO	AST			TO	BLK	STL
2022-23	3	0	5	1.7	0	2	.000	0	1	.000	0	0	.000	0	0	0	0.0	0	0	0	0	0	0	0	0.0
<b>TOTAL</b>	<b>3</b>	<b>0</b>	<b>5</b>	<b>1.7</b>	<b>0</b>	<b>2</b>	<b>.000</b>	<b>0</b>	<b>1</b>	<b>.000</b>	<b>0</b>	<b>0</b>	<b>.000</b>	<b>0</b>	<b>0</b>	<b>0</b>	<b>0.0</b>	<b>0</b>	<b>0</b>	<b>0</b>	<b>0</b>	<b>0</b>	<b>0</b>	<b>0</b>	<b>0.0</b>



## #3 JARVIS MOSS

Sophomore | Guard | 6-4 | 200

Concord, N.C. | Cannon School | Undeclared

### Three things to know...

- 1: All-around guard and one of the best shooters in the 2021 recruiting class
- 2: Consensus three-star recruit, averaged 26 points per game as a senior for Cannon
- 3: Led Cannon to back-to-back NCASAA state championships

**Career Accolades:** N/A

**Trending:** Scored a career-best 10 points on 4-for-5 shooting and two triples against Green Bay (Dec. 16) ... 5-for-8 (62.5%) from 3-point range over his last six appearances.

### MOSS' CAREER HIGHS

Points..... 10, vs. Green Bay 12/16/22  
 FG..... 4, vs. Green Bay 12/16/22  
 FGA..... 5, vs. Green Bay 12/16/22  
 3FG..... 2, twice  
 3FGA..... 3, vs. Green Bay 12/16/22  
 FT ..... -  
 FTA ..... -  
 Rebounds..... 3, vs. Cal Poly 11/18/22  
 Assists.....1, twice  
 Blocks.....1, vs. Utah 12/31/22  
 Steals..... 1, vs. Oregon State 1/19/23  
 Minutes.....8, twice

### MOSS' SEASON HIGHS

Points..... 10, vs. Green Bay 12/16/22  
 FG..... 4, vs. Green Bay 12/16/22  
 FGA..... 5, vs. Green Bay 12/16/22  
 3FG..... 2, twice  
 3FGA..... 3, vs. Green Bay 12/16/22  
 FT ..... -  
 FTA ..... -  
 Rebounds..... 3, vs. Cal Poly 11/18/22  
 Assists..... 1, vs. Cal Poly 11/18/22  
 Blocks.....1, vs. Utah 12/31/22  
 Steals..... 1, vs. Oregon State 1/19/23  
 Minutes.....8, twice

### 2022-23 GAME-BY-GAME

Opponent	Date	GS	Min	FG-FGA	Pct	3FG-FGA	Pct	FT-FTA	Pct	O/D/T	Avg	PF	FO	A/T	B	S	P	Avg
PACIFIC	11/07/22		8	0-3	.000	0-2	.000	0-0	.000	0/2/2	2.0	0	0	0/0	0	0	0	0.0
vs Wisconsin	11/11/22	DNP																
SAN DIEGO ST.	11/15/22	DNP																
CAL POLY	11/18/22		6	0-4	.000	0-2	.000	0-0	.000	1/2/3	2.5	1	0	1/0	0	0	0	0.0
vs Ole Miss	11/24/22	DNP																
vs Florida St.	11/25/22	DNP																
vs Memphis	11/27/22		5	2-3	.667	2-2	1.000	0-0	.000	0/0/0	1.7	0	0	0/0	0	0	6	2.0
UCLA	12/01/22	DNP																
at Arizona St.	12/04/22	DNP																
GREEN BAY	12/16/22		8	4-5	.800	2-3	.667	0-0	.000	0/1/1	1.5	0	0	0/0	0	0	10	4.0
vs Texas	12/18/22	DNP																
vs Loyola Chicago	12/22/22	DNP																
COLORADO	12/29/22	DNP																
UTAH	12/31/22		6	1-3	.333	1-2	.500	0-0	.000	0/1/1	1.4	1	0	0/0	1	0	3	3.8
at California	01/06/23		1	0-0	.000	0-0	.000	0-0	.000	0/0/0	1.2	0	0	0/0	0	0	0	3.2
at Washington	01/12/23	DNP																
at Washington St.	01/14/23	DNP																
OREGON ST.	01/19/23		1	0-1	.000	0-1	.000	0-0	.000	0/2/2	1.3	0	0	0/0	0	1	0	2.7
OREGON	01/21/23	DNP																
CHICAGO ST.	01/25/23	DNP																
CALIFORNIA	01/28/23		3	0-0	.000	0-0	.000	0-0	.000	0/1/1	1.3	1	0	0/2	0	0	0	2.4
at Utah	02/02/23	DNP																
at Colorado	02/05/23		1	0-0	.000	0-0	.000	0-0	.000	0/0/0	1.1	0	0	0/0	0	0	0	2.1
ARIZONA ST.	02/09/23	DNP																
ARIZONA	02/11/23	DNP																
at UCLA	02/16/23		0	0-0	.000	0-0	.000	0-0	.000	0/0/0	1.0	1	0	0/0	0	0	0	1.9

### CAREER STATS

YEAR	GP	GS	MIN	AVG	FG	FGA	PCT	3-POINT			FT	FTA	PCT	REBOUNDING					PF	FO	AST	TO	BLK	STL	PTS	AVG
								FG	FGA	PCT				OFF	DEF	TOT	AVG									
2021-22	5	0	13	2.6	0	7	.000	0	5	.000	0	0	.000	0	1	1	0.2	1	0	1	1	0	0	0	0	0.0
2022-23	10	0	39	3.9	7	19	.368	5	12	.417	0	0	.000	1	9	10	1.0	4	0	1	2	1	1	19	1.9	
<b>TOTAL</b>	<b>15</b>	<b>0</b>	<b>52</b>	<b>3.5</b>	<b>7</b>	<b>26</b>	<b>.269</b>	<b>5</b>	<b>17</b>	<b>.294</b>	<b>0</b>	<b>0</b>	<b>.000</b>	<b>1</b>	<b>10</b>	<b>11</b>	<b>0.7</b>	<b>5</b>	<b>0</b>	<b>2</b>	<b>3</b>	<b>1</b>	<b>1</b>	<b>19</b>	<b>1.3</b>	





## #5 MICHAEL O'CONNELL

Junior | Guard | 6-2 | 195

Mineola, N.Y. | Blair Academy (N.J.) | Economics

### Three things to know...

1: First prospect since recruiting databases began to be rated a top-100 recruit in both basketball (247 Sports) and lacrosse (Inside Lacrosse) at the time of his signing.

2: Was committed to Maryland for lacrosse before electing to play basketball at Stanford

3: Ranks third in the Pac-12 among returning guards conference wide in assists per game (3.6).

**Career Accolades:** CoSIDA Academic All-District (2022) ... Pac-12 Freshman of the Week (Feb. 1, 2021) ... Pac-12 Academic Honor Roll (2022)

**Trending:** Career-best 22 points against Arizona (Feb. 11) ... Season-high seven assists against Cal (Jan. 28) ... Stanford is 13-5 in O'Connell's career when he has five or more assists ... In double figures with 11 points at Utah (Feb. 2), 10 points against Loyola Chicago (Dec. 22) and Chicago State (Jan. 25) ... Second on the team in steals ... Stanford is 6-0 when O'Connell has at least eight points ... Averaging 8.3 points per game over the last eight outings.

### O'CONNELL'S CAREER HIGHS

Points	22, vs. Arizona 2/11/23
FG	7, twice
FGA	13, at Santa Clara 11/12/19
3FG	4, at Arizona 3/3/22
3FGA	6, at Arizona 3/3/22
FT	8, twice
FTA	12, vs. Arizona 2/11/23
Rebounds	9, vs. California 2/7/21
Assists	8, twice
Blocks	1, four times
Steals	4, twice
Minutes	52, at Washington State 2/20/21

### O'CONNELL'S SEASON HIGHS

Points	22, vs. Arizona 2/11/23
FG	6, vs. Arizona 2/11/23
FGA	10, vs. Arizona 2/11/23
3FG	3, vs. Arizona 2/11/23
3FGA	5, vs. Arizona 2/11/23
FT	8, vs. Chicago State 1/25/23
FTA	12, vs. Arizona 2/11/23
Rebounds	7, at Utah 2/2/23
Assists	7, vs. California 1/28/23
Blocks	-
Steals	3, vs. Colorado 12/29/22
Minutes	34, twice

**ESPN Events Invitational:** 4.0 pts, 1.7 reb, 1.0 ast per game

### 2022-23 GAME-BY-GAME

Opponent	Date	GS	Min	FG-FGA	Pct	3FG-FGA	Pct	FT-FTA	Pct	O/D/T	Avg	PF	FO	A/T	B	S	P	Avg
PACIFIC	11/07/22	*	25	3-5	.600	1-3	.333	2-2	1.000	0/2/2	2.0	2	0	4/2	0	1	9	9.0
vs Wisconsin	11/11/22	*	28	1-5	.200	0-1	.000	1-1	1.000	1/4/5	3.5	2	0	2/1	0	2	3	6.0
SAN DIEGO ST.	11/15/22	*	22	0-2	.000	0-2	.000	1-2	.500	1/1/2	3.0	4	0	1/2	0	1	1	4.3
CAL POLY	11/18/22	*	22	1-3	.333	0-0	.000	0-0	.000	1/1/2	2.8	1	0	2/2	0	2	2	3.8
vs Ole Miss	11/24/22	*	16	1-3	.333	0-1	.000	2-2	1.000	0/1/1	2.4	0	0	0/0	0	1	4	3.8
vs Florida St.	11/25/22	*	22	3-5	.600	0-1	.000	0-0	.000	0/4/4	2.7	1	0	3/4	0	1	6	4.2
vs Memphis	11/27/22	*	12	1-2	.500	0-1	.000	0-0	.000	0/0/0	2.3	1	0	0/4	0	0	2	3.9
UCLA	12/01/22	*	20	0-3	.000	0-0	.000	0-0	.000	0/1/1	2.1	0	0	2/1	0	1	0	3.4
at Arizona St.	12/04/22	*	29	2-8	.250	1-3	.333	2-2	1.000	1/0/1	2.0	0	0	3/1	0	1	7	3.8
GREEN BAY	12/16/22	*	15	3-3	1.000	0-0	.000	0-0	.000	1/3/4	2.2	2	0	1/1	0	0	6	4.0
vs Texas	12/18/22	*	22	1-3	.333	0-0	.000	1-1	1.000	1/3/4	2.4	0	0	3/1	0	0	3	3.9
vs Loyola Chicago	12/22/22	*	23	3-6	.500	0-0	.000	4-4	1.000	1/3/4	2.5	2	0	2/1	0	0	10	4.4
COLORADO	12/29/22	*	22	3-6	.500	0-0	.000	1-2	.500	0/3/3	2.5	2	0	0/3	0	3	7	4.6
UTAH	12/31/22	*	12	0-1	.000	0-0	.000	0-0	.000	0/1/1	2.4	1	0	0/0	0	1	0	4.3
at California	01/06/23	*	14	1-3	.333	0-1	.000	0-0	.000	0/0/0	2.3	1	0	4/0	0	1	2	4.1
at Washington	01/12/23	*	27	2-4	.500	0-0	.000	1-2	.500	1/1/2	2.3	2	0	2/2	0	0	5	4.2
at Washington St.	01/14/23	*	34	1-5	.200	0-2	.000	0-0	.000	0/1/1	2.2	1	0	2/2	0	2	2	4.1
OREGON ST.	01/19/23	*	30	0-5	.000	0-2	.000	2-2	1.000	1/2/3	2.2	2	0	4/0	0	1	2	3.9
OREGON	01/21/23	*	27	3-5	.600	1-1	1.000	1-1	1.000	0/1/1	2.2	2	0	1/1	0	1	8	4.2
CHICAGO ST.	01/25/23	*	34	1-4	.250	0-0	.000	8-9	.889	1/5/6	2.4	0	0	5/1	0	0	10	4.5
CALIFORNIA	01/28/23	*	23	3-8	.375	0-0	.000	0-0	.000	3/2/5	2.5	2	0	7/1	0	0	6	4.5
at Utah	02/02/23	*	32	4-7	.571	0-0	.000	3-4	.750	1/6/7	2.7	2	0	2/2	0	1	11	4.8
at Colorado	02/05/23	*	28	1-2	.500	0-0	.000	0-0	.000	1/0/1	2.6	0	0	5/0	0	1	2	4.7
ARIZONA ST.	02/09/23	*	31	1-5	.200	0-2	.000	1-1	1.000	0/2/2	2.6	0	0	2/1	0	0	3	4.6
ARIZONA	02/11/23	*	30	6-10	.600	3-5	.600	7-12	.583	2/1/3	2.6	0	0	0/2	0	1	22	5.3
at UCLA	02/16/23	*	31	2-4	.500	0-0	.000	0-0	.000	1/3/4	2.7	5	1	5/4	0	2	4	5.3

### CAREER STATS

YEAR	GP	GS	MIN	AVG	FG	FGA	PCT	3-POINT			FT	FTA	PCT	REBOUNDING				PF	FO	AST	TO	BLK	STL	PTS	AVG
								FG	FGA	PCT				OFF	DEF	TOT	AVG								
2020-21	25	18	666	26.6	59	126	.468	12	36	.333	37	47	.787	11	64	75	3.0	37	1	71	39	3	32	167	6.7
2021-22	31	30	822	26.5	86	229	.376	24	83	.289	23	40	.575	9	75	84	2.7	52	0	111	63	1	32	219	7.1
2022-23	26	21	631	24.3	47	117	.402	6	25	.240	37	47	.787	18	51	69	2.7	35	1	62	39	0	24	137	5.3
<b>TOTAL</b>	<b>82</b>	<b>69</b>	<b>2119</b>	<b>25.8</b>	<b>192</b>	<b>472</b>	<b>.407</b>	<b>42</b>	<b>144</b>	<b>.292</b>	<b>97</b>	<b>134</b>	<b>.724</b>	<b>38</b>	<b>190</b>	<b>228</b>	<b>2.8</b>	<b>124</b>	<b>2</b>	<b>244</b>	<b>141</b>	<b>4</b>	<b>88</b>	<b>523</b>	<b>6.4</b>



# #10 MAX MURRELL

Junior | Forward | 6-9 | 225

Omaha, Neb. | Millard North | Computer Science

### Three things to know...

- 1: 247Sports (#79) and Rivals (#116) four-star recruit. Ranked 14th and 23rd nationally at his position, respectively.
- 2: Reached Nebraska state championship game with Millard North. Broke school record for blocks in a game, season and career, and career field goal percentage.
- 3: Selected Stanford over Creighton, Iowa, Minnesota and TCU.

**Career Accolades:** Pac-12 Academic Honor Roll (2022)

**Trending:** Leads the Pac-12 in 3-point percentage (47.1%), second-best mark in conference play (44.1%) ... Had 15 points and six rebounds against Cal Poly (Nov. 18) ... Led the nation in free throws made without a miss (16-for-16) as a freshman in 2020-21, is an 86.0% FT shooter for his career ... Shooting a slash of 47/47/88 on the season ... Averaging 5.8 points per game since Dec. 31, 15-for-31 from 3-point range over the stretch (48.4%) ... At least one three in 11 straight games.

### MURRELL'S CAREER HIGHS

Points ..... 18, vs. North Carolina A&T 11/23/21  
 FG ..... 6, vs. North Carolina A&T 11/23/21  
 FGA ..... 8, vs. North Carolina A&T 11/23/21  
 3FG ..... 4, twice  
 3FGA ..... 6, twice  
 FT ..... 4, twice  
 FTA ..... 6, at Washington 1/15/22  
 Rebounds ..... 6, vs. Cal Poly 11/18/22  
 Assists ..... 3, vs. Arizona 3/10/22  
 Blocks ..... 3, at Arizona State 12/4/22  
 Steals ..... 2, vs. Arizona 3/10/22  
 Minutes ..... 21, three times

### MURRELL'S SEASON HIGHS

Points ..... 15, vs. Cal Poly 11/18/22  
 FG ..... 4, twice  
 FGA ..... 7, three times  
 3FG ..... 4, vs. Cal Poly 11/18/22  
 3FGA ..... 6, at Arizona State 12/4/22  
 FT ..... 3, vs. Cal Poly 11/18/22  
 FTA ..... 4, vs. Cal Poly 11/18/22  
 Rebounds ..... 6, vs. Cal Poly 11/18/22  
 Assists ..... 2, vs. Green Bay 12/16/22  
 Blocks ..... 3, at Arizona State 12/4/22  
 Steals ..... 1, seven times  
 Minutes ..... 21, vs. Cal Poly 11/18/22

**ESPN Events Invitational:** 3.3 pts, 3.7 reb per game

### 2022-23 GAME-BY-GAME

Opponent	Date	GS	Min	FG-FGA	Pct	3FG-FGA	Pct	FT-FTA	Pct	O/D/T	Avg	PF	FO	A/T	B	S	P	Avg
PACIFIC	11/07/22	15	0-0	.000	0-0	.000	2-2	1.000	0/3/3	3.0	0	0	1/2	0	1	2	2.0	
vs Wisconsin	11/11/22	4	0-0	.000	0-0	.000	2-3	.667	0/0/0	1.5	1	0	0/0	0	0	2	2.0	
SAN DIEGO ST.	11/15/22	11	2-2	1.000	1-1	1.000	0-0	.000	1/0/1	1.3	1	0	0/1	1	0	5	3.0	
CAL POLY	11/18/22	21	4-7	.571	4-5	.800	3-4	.750	1/5/6	2.5	2	0	1/0	0	1	15	6.0	
vs Ole Miss	11/24/22	18	1-4	.250	0-1	.000	0-0	.000	0/5/5	3.0	3	0	1/0	0	1	2	5.2	
vs Florida St.	11/25/22	9	0-1	.000	0-1	.000	2-2	1.000	1/0/1	2.7	1	0	1/0	0	0	2	4.7	
vs Memphis	11/27/22	18	2-5	.400	2-4	.500	0-0	.000	1/4/5	3.0	0	0	0/1	0	1	6	4.9	
UCLA	12/01/22	17	0-0	.000	0-0	.000	0-0	.000	1/0/1	2.8	0	0	0/0	1	0	0	4.3	
at Arizona St.	12/04/22	18	2-7	.286	1-6	.167	0-0	.000	0/4/4	2.9	2	0	1/0	3	1	5	4.3	
GREEN BAY	12/16/22	18	3-4	.750	0-1	.000	1-1	1.000	0/1/1	2.7	0	0	2/0	2	0	7	4.6	
vs Texas	12/18/22	9	1-1	1.000	1-1	1.000	0-0	.000	0/0/0	2.5	1	0	0/0	0	1	3	4.5	
vs Loyola Chicago	12/22/22	9	1-1	1.000	0-0	.000	0-0	.000	0/1/1	2.3	1	0	0/0	0	0	2	4.3	
COLORADO	12/29/22	3	0-0	.000	0-0	.000	0-0	.000	0/0/0	2.2	1	0	0/0	0	0	0	3.9	
UTAH	12/31/22	14	4-6	.667	2-3	.667	0-0	.000	0/1/1	2.1	4	0	0/2	0	0	10	4.4	
at California	01/06/23	20	1-3	.333	1-2	.500	0-0	.000	0/2/2	2.1	2	0	0/1	0	0	3	4.3	
at Washington	01/12/23	18	3-6	.500	2-5	.400	2-2	1.000	0/0/0	1.9	2	0	0/2	0	0	10	4.6	
at Washington St.	01/14/23																	
OREGON ST.	01/19/23																	
OREGON	01/21/23	16	2-3	.667	1-2	.500	2-2	1.000	0/1/1	1.9	1	0	1/1	0	0	7	4.8	
CHICAGO ST.	01/25/23	20	2-6	.333	1-3	.333	1-1	1.000	1/0/1	1.8	2	0	0/2	2	0	6	4.8	
CALIFORNIA	01/28/23	19	3-7	.429	3-5	.600	0-0	.000	2/2/4	1.9	2	0	0/0	2	0	9	5.1	
at Utah	02/02/23	16	2-3	.667	1-1	1.000	0-0	.000	1/2/3	2.0	1	0	1/0	0	0	5	5.1	
at Colorado	02/05/23	16	1-5	.200	1-4	.250	0-0	.000	0/1/1	2.0	1	0	1/1	0	0	3	5.0	
ARIZONA ST.	02/09/23	18	2-6	.333	1-3	.333	0-0	.000	0/2/2	2.0	2	0	0/1	0	1	5	5.0	
ARIZONA	02/11/23	11	1-2	.500	1-2	.500	0-0	.000	0/0/0	1.9	1	0	0/1	1	0	3	4.9	
at UCLA	02/16/23	9	1-3	.333	1-2	.500	0-0	.000	0/0/0	1.8	0	0	0/0	1	0	3	4.8	

### CAREER STATS

YEAR	GP	GS	MIN	AVG	FG	FGA	PCT	3-POINT			FT	FTA	PCT	REBOUNDING							PTS	AVG			
								FG	FGA	PCT				OFF	DEF	TOT	AVG	PF	FO	AST			TO	BLK	STL
2020-21	21	0	166	7.9	15	30	.500	2	9	.222	16	16	1.000	5	13	18	0.9	17	0	4	11	7	5	48	2.3
2021-22	32	5	319	10.0	26	86	.302	13	56	.232	12	17	.706	8	26	34	1.1	25	0	13	17	13	6	77	2.4
2022-23	24	0	347	14.5	38	81	.469	24	51	.471	15	17	.882	9	34	43	1.8	31	0	10	15	13	7	115	4.8
<b>TOTAL</b>	<b>77</b>	<b>5</b>	<b>832</b>	<b>10.8</b>	<b>79</b>	<b>197</b>	<b>.401</b>	<b>39</b>	<b>116</b>	<b>.336</b>	<b>43</b>	<b>50</b>	<b>.860</b>	<b>22</b>	<b>73</b>	<b>95</b>	<b>1.2</b>	<b>73</b>	<b>0</b>	<b>27</b>	<b>43</b>	<b>33</b>	<b>18</b>	<b>240</b>	<b>3.1</b>



# #11 RYAN AGARWAL

Freshman | Guard | 6-6 | 190

Coppell, Texas | Coppell | Undeclared

### Three things to know...

- 1: One of three Division I college basketball players of Indian descent, along with Ishaan Jagiasi (Penn State) and Amaan Sandhu (Monmouth)
- 2: Four-star wing by Rivals and ESPN, once rated as high as No. 84 nationally by Rivals
- 3: One of the top 3-point shooters in the 2022 recruiting class

**Career Accolades:** N/A

**Trending:** Shooting 45.7 percent from 3-point range ... Career-high 11 points vs. Green Bay (Dec. 16) ... Shooting 43.5 percent from 3-point range in Pac-12 play ... Three games of three-or-more made triples.

### AGARWAL'S CAREER HIGHS

Points..... 11, vs. Green Bay 12/16/22  
 FG..... 4, vs. Green Bay 12/16/22  
 FGA..... 7, at Washington 1/12/23  
 3FG..... 3, three times  
 3FGA..... 7, at Washington 1/12/23  
 FT..... 1, at Washington 1/12/23  
 FTA..... 2, at Washington 1/12/23  
 Rebounds..... 2, twice  
 Assists..... 1, three times  
 Blocks..... -  
 Steals..... 1, four times  
 Minutes..... 16, vs. Green Bay 12/16/22

### AGARWAL'S SEASON HIGHS

Points..... 11, vs. Green Bay 12/16/22  
 FG..... 4, vs. Green Bay 12/16/22  
 FGA..... 7, at Washington 1/12/23  
 3FG..... 3, three times  
 3FGA..... 7, at Washington 1/12/23  
 FT..... 1, at Washington 1/12/23  
 FTA..... 2, at Washington 1/12/23  
 Rebounds..... 2, twice  
 Assists..... 1, three times  
 Blocks..... -  
 Steals..... 1, four times  
 Minutes..... 16, vs. Green Bay 12/16/22

### 2022-23 GAME-BY-GAME

Opponent	Date	GS	Min	FG-FGA	Pct	3FG-FGA	Pct	FT-FTA	Pct	O/D/T	Avg	PF	FO	A/T	B	S	P	Avg
PACIFIC	11/07/22		6	0-2	.000	0-2	.000	0-0	.000	0/1/1	1.0	0	0	0/2	0	1	0	0.0
vs. Wisconsin	11/11/22	DNP																
SAN DIEGO ST.	11/15/22	DNP																
CAL POLY	11/18/22		15	3-5	.600	2-3	.667	0-0	.000	0/1/1	1.0	2	0	1/1	0	0	8	4.0
vs Ole Miss	11/24/22		3	0-0	.000	0-0	.000	0-0	.000	0/0/0	0.7	0	0	0/0	0	0	0	2.7
vs Florida St.	11/25/22		2	0-0	.000	0-0	.000	0-0	.000	0/1/1	0.8	0	0	0/0	0	0	0	2.0
vs Memphis	11/27/22	DNP																
UCLA	12/01/22		15	3-6	.500	2-5	.400	0-0	.000	0/1/1	0.8	1	0	1/0	0	1	8	3.2
at Arizona St.	12/04/22		4	1-1	1.000	1-1	1.000	0-0	.000	0/0/0	0.7	0	0	0/2	0	0	3	3.2
GREEN BAY	12/16/22		16	4-6	.667	3-5	.600	0-0	.000	0/2/2	0.9	0	0	0/0	0	1	11	4.3
vs Texas	12/18/22		5	0-0	.000	0-0	.000	0-0	.000	0/0/0	0.8	1	0	0/0	0	1	0	3.8
vs Loyola Chicago	12/22/22		11	1-2	.500	1-2	.500	0-1	.000	0/0/0	0.7	1	0	1/1	0	0	3	3.7
COLORADO	12/29/22		11	3-4	.750	3-4	.750	0-0	.000	0/1/1	0.7	0	0	0/1	0	0	9	4.2
UTAH	12/31/22		7	1-3	.333	1-3	.333	0-0	.000	0/0/0	0.6	1	0	0/0	0	0	3	4.1
at California	01/06/23		8	0-2	.000	0-2	.000	0-0	.000	0/1/1	0.7	0	0	0/0	0	0	0	3.8
at Washington	01/12/23		15	3-7	.429	3-7	.429	1-2	.500	0/2/2	0.8	2	0	0/1	0	0	10	4.2
at Washington St.	01/14/23	DNP																
OREGON ST.	01/19/23	DNP																
OREGON	01/21/23	DNP																
CHICAGO ST.	01/25/23	DNP																
CALIFORNIA	01/28/23		3	0-1	.000	0-1	.000	0-0	.000	0/0/0	0.7	0	0	0/0	0	0	0	3.9
at Utah	02/02/23	DNP																
at Colorado	02/05/23		2	1-1	1.000	0-0	.000	0-0	.000	0/0/0	0.7	0	0	0/0	0	0	2	3.8
ARIZONA ST.	02/09/23	DNP																
ARIZONA	02/11/23	DNP																
at UCLA	02/16/23		1	0-0	.000	0-0	.000	0-0	.000	0/0/0	0.6	0	0	0/0	0	0	0	3.6

### CAREER STATS

YEAR	GP	GS	MIN	AVG	FG	FGA	PCT	3-POINT			FT	FTA	PCT	REBOUNDING					PF	FO	AST	TO	BLK	STL	PTS	AVG
								FG	FGA	PCT				OFF	DEF	TOT	AVG									
2022-23	16	0	124	7.8	20	40	.500	16	35	.457	1	3	.333	0	10	10	0.6	8	0	3	8	0	4	57	3.6	
<b>TOTAL</b>	<b>16</b>	<b>0</b>	<b>124</b>	<b>7.8</b>	<b>20</b>	<b>40</b>	<b>.500</b>	<b>16</b>	<b>35</b>	<b>.457</b>	<b>1</b>	<b>3</b>	<b>.333</b>	<b>0</b>	<b>10</b>	<b>10</b>	<b>0.6</b>	<b>8</b>	<b>0</b>	<b>3</b>	<b>8</b>	<b>0</b>	<b>4</b>	<b>57</b>	<b>3.6</b>	



# #13 MICHAEL JONES

Graduate Student | Guard | 6-5 | 205

Woodbury, Minn. | Woodbury | Davidson | M.S. Statistics

### Three things to know...

- 1: First graduate transfer in Stanford men's basketball history
- 2: Ended Davidson career ranked fifth in program history in 3-point percentage (40.3%, minimum 120 made)
- 3: One of two returners in college basketball to have scored 400 points while shooting at least 46 percent from the floor, 42 percent from 3-point range and 84 percent from the free throw line (Isiah Mosley, Missouri) last season

**Career Accolades:** N/A

**Trending:** 4th in the Pac-12 in conference play in 3-point percentage (40.3%) ... Scored a career-high 31 points in his Stanford debut against Pacific (Nov. 7), marking the best debut by a Stanford player on record. First 30-point game by a Stanford player since Jan. 4, 2021 (Oscar da Silva vs. Oregon State). One of five Pac-12 players this season to have at least 31 in a game (along with Colorado's KJ Simpson, USC's Boogie Ellis, WSU's Mouhamed Geye and Arizona's Azuolas Tubelis) ... Reached NCAA Tournament with 10-seed Davidson in 2022 ... Stanford is 4-2 when Jones has at least 15 points, 7-6 when he is in double figures.

### JONES' CAREER HIGHS

Points..... 31, vs. Pacific 11/7/22  
 FG..... 9, twice  
 FGA..... 15, vs. Pacific 11/7/22  
 3FG..... 8, at Richmond 1/24/22  
 3FGA..... 12, vs. George Mason 1/25/20  
 FT..... 10, vs. Pacific 11/7/22  
 FTA..... 12, vs. Pacific 11/7/22  
 Rebounds..... 7, at Rhode Island 2/12/22  
 Assists..... 8, vs. East Carolina 11/21/21  
 Blocks..... 2, five times  
 Steals..... 3, five times  
 Minutes..... 41, at George Washington 1/29/20

### JONES' SEASON HIGHS

Points..... 31, vs. Pacific 11/7/22  
 FG..... 9, vs. Pacific 11/7/22  
 FGA..... 15, vs. Pacific 11/7/22  
 3FG..... 4, twice  
 3FGA..... 9, vs. Florida State 11/25/22  
 FT..... 10, vs. Pacific 11/7/22  
 FTA..... 12, vs. Pacific 11/7/22  
 Rebounds..... 6, twice  
 Assists..... 5, vs. UCLA 12/1/22  
 Blocks..... 2, vs. Wisconsin 11/11/22  
 Steals..... 3, twice  
 Minutes..... 35, vs. Pacific 11/7/22

**ESPN Events Invitational:** 5.7 pts, 2.3 reb, 2.0 ast per game

### 2022-23 GAME-BY-GAME

Opponent	Date	GS	Min	FG-FGA	Pct	3FG-FGA	Pct	FT-FTA	Pct	O/D/T	Avg	PF	FO	A/T	B	S	P	Avg
PACIFIC	11/07/22	*	35	9-15	.600	3-8	.375	10-12	.833	0/5/5	5.0	2	0	3/0	0	1	31	31.0
vs Wisconsin	11/11/22	*	33	3-7	.429	0-2	.000	3-5	.600	1/3/4	4.5	2	0	1/2	2	0	9	20.0
SAN DIEGO ST.	11/15/22	*	27	0-4	.000	0-1	.000	0-1	.000	0/3/3	4.0	3	0	3/2	0	1	0	13.3
CAL POLY	11/18/22		20	4-6	.667	3-5	.600	4-5	.800	0/2/2	3.5	0	0	1/1	1	0	15	13.8
vs Ole Miss	11/24/22		25	2-7	.286	0-4	.000	3-3	1.000	0/4/4	3.6	1	0	4/1	0	0	7	12.4
vs Florida St.	11/25/22		25	3-11	.273	1-9	.111	3-4	.750	0/1/1	3.2	1	0	0/0	0	2	10	12.0
vs Memphis	11/27/22		25	0-7	.000	0-7	.000	0-0	.000	1/1/2	3.0	3	0	2/0	0	1	0	10.3
UCLA	12/01/22		27	3-9	.333	2-7	.286	2-3	.667	0/3/3	3.0	0	0	5/1	0	0	10	10.3
at Arizona St.	12/04/22		25	4-10	.400	2-6	.333	2-2	1.000	1/2/3	3.0	4	0	1/1	0	3	12	10.4
GREEN BAY	12/16/22		19	1-4	.250	1-4	.250	0-1	.000	1/2/3	3.0	3	0	2/1	0	3	3	9.7
vs Texas	12/18/22		28	5-10	.500	2-5	.400	5-7	.714	1/2/3	3.0	0	0	1/0	0	1	17	10.4
vs Loyola Chicago	12/22/22		24	4-6	.667	1-2	.500	3-4	.750	0/2/2	2.9	2	0	1/1	0	0	12	10.5
COLORADO	12/29/22		31	1-6	.167	0-1	.000	3-4	.750	0/2/2	2.8	2	0	4/1	0	1	5	10.1
UTAH	12/31/22	*	26	2-3	.667	1-2	.500	1-2	.500	0/1/1	2.7	2	0	2/0	0	0	6	9.8
at California	01/06/23	*	31	5-10	.500	4-8	.500	0-0	.000	1/2/3	2.7	0	0	3/1	0	1	14	10.1
at Washington	01/12/23		20	1-6	.167	0-4	.000	5-7	.714	3/3/6	2.9	0	0	2/1	1	1	7	9.9
at Washington St.	01/14/23		22	2-7	.286	1-3	.333	0-0	.000	0/0/0	2.8	3	0	0/0	0	0	5	9.6
OREGON ST.	01/19/23		25	6-9	.667	4-6	.667	2-2	1.000	1/2/3	2.8	1	0	2/3	0	0	18	10.1
OREGON	01/21/23		31	2-4	.500	1-2	.500	5-7	.714	1/4/5	2.9	1	0	1/1	0	0	10	10.1
CHICAGO ST.	01/25/23		23	0-4	.000	0-4	.000	2-2	1.000	0/1/1	2.8	3	0	2/2	0	0	2	9.7
CALIFORNIA	01/28/23		21	3-5	.600	1-2	.500	1-1	1.000	0/2/2	2.8	0	0	1/0	0	1	8	9.6
at Utah	02/02/23		28	4-6	.667	3-5	.600	4-4	1.000	0/1/1	2.7	0	0	4/2	0	0	15	9.8
at Colorado	02/05/23		24	3-5	.600	2-3	.667	2-2	1.000	0/1/1	2.6	1	0	0/4	0	1	10	9.8
ARIZONA ST.	02/09/23		19	2-8	.250	1-7	.143	0-0	.000	1/4/5	2.7	2	0	1/1	0	0	5	9.6
ARIZONA	02/11/23		29	2-3	.667	0-0	.000	0-0	.000	1/5/6	2.8	5	1	1/2	0	0	4	9.4
at UCLA	02/16/23		29	6-10	.600	3-5	.600	0-0	.000	1/0/1	2.8	4	0	0/1	0	0	15	9.6

### CAREER STATS

YEAR	GP	GS	MIN	AVG	FG	FGA	PCT	3-POINT			FT	FTA	PCT	REBOUNDING					PF	FO	AST	TO	BLK	STL	PTS	AVG
								FG	FGA	PCT				OFF	DEF	TOT	AVG									
2019-20	26	21	591	22.7	50	112	.446	39	92	.424	8	12	.667	12	34	46	1.8	31	0	24	15	5	17	147	5.7	
2020-21	22	1	381	17.3	41	86	.477	16	52	.308	14	22	.636	14	26	40	1.8	26	0	26	10	2	15	112	5.1	
2021-22	34	34	1056	31.0	129	280	.461	69	164	.421	75	89	.843	19	104	123	3.6	57	0	66	36	10	33	402	11.8	
2022-23	26	5	672	25.8	77	183	.421	36	113	.319	60	78	.769	14	58	72	2.8	45	1	47	29	4	17	250	9.6	
<b>TOTAL</b>	<b>108</b>	<b>61</b>	<b>2709</b>	<b>25.0</b>	<b>297</b>	<b>661</b>	<b>.449</b>	<b>160</b>	<b>421</b>	<b>.380</b>	<b>157</b>	<b>201</b>	<b>.781</b>	<b>59</b>	<b>222</b>	<b>281</b>	<b>2.6</b>	<b>159</b>	<b>1</b>	<b>163</b>	<b>90</b>	<b>21</b>	<b>80</b>	<b>911</b>	<b>8.4</b>	



# #14 SPENCER JONES

Senior | Forward | 6-7 | 225

Roeland Park, Kan. | Bishop Miege | Management Science & Engineering

### Three things to know...

1: Elite shooter on the wing, great defender. One of the best forwards in the Pac-12.

2: Committed to Stanford two weeks after first recruiting call.

3: He was one of six players league-wide last season, and is one of two returners, to earn both all-conference and all-defense honors

**Career Accolades:** 2022-23 Preseason All-Pac-12 first team ... 2022 All-Pac-12 honorable mention ... 2022 Pac-12 All-Defense honorable mention ... 2021 Diamond Head Classic All-Tournament Team ... 2022 Pac-12 Tournament All-Tournament Team.

**Trending:** 2nd all-time in made 3-pointers at Stanford (242). 62 away from program record (Chasson Randle '15) ... 50th member of program's 1,000-point club, currently ranks 33rd in program history in scoring ... In double figures 18 of the last 22 games and 16 of the last 19 ... 2.2 steals (steals + blocks) per game, 2.0 offensive rebounds per game ... 2.2 offensive rebounds per game in Pac-12 play, which is 10th-best in the league ... 90 career blocks, ranks 12th in program history. Five away from tying Josh Childress '04 for 11th ... 15.0 points per game in Pac-12 play, ranks ninth in the league. Ranks fifth in 3-point percentage and fourth in threes per game ... Averaged 27.0 points per game at the 2022 Pac-12 Tournament ... Has 10 career 20-point games ... Shooting 43.5 percent from 3-point range over the last 14 games with multiple threes in 12 (2.6 per game) ... 9 for last 17 from 3-point range (52.9%).

**ESPN Events Invitational:** 10.3 pts, 3.0 reb, 1.7 ast per game

### JONES' CAREER HIGHS

Points .....28, vs. Arizona 3/10/22  
 FG .....12, vs. Arizona 3/10/22  
 FGA .....18, vs. Arizona 3/10/22  
 3FG ..... 6, three times  
 3FGA ..... 12, vs. Arizona State 3/9/22  
 FT ..... 8, vs. Colorado 12/29/22  
 FTA ..... 8, vs. Colorado 12/29/22  
 Rebounds..... 9, vs. California 1/28/23  
 Assists .....4, three times  
 Blocks ..... 4, vs. Wisconsin 11/11/22  
 Steals ..... 4, vs. Washington 2/6/22  
 Minutes.....47, at Washington State 2/20/21

### JONES' SEASON HIGHS

Points .....25, vs. Colorado 12/29/22  
 FG ..... 8, twice  
 FGA ..... 16, twice  
 3FG .....6, vs. Chicago State 1/25/13  
 3FGA ..... 9, twice  
 FT ..... 8, vs. Colorado 12/29/22  
 FTA ..... 8, vs. Colorado 12/29/22  
 Rebounds..... 9, vs. California 1/28/23  
 Assists .....3, vs. California 1/28/23  
 Blocks ..... 4, vs. Wisconsin 11/11/22  
 Steals ..... 3, at Washington 1/12/23  
 Minutes.....34, vs. Arizona 2/11/23

### 2022-23 GAME-BY-GAME

Opponent	Date	GS	Min	FG-FGA	Pct	3FG-FGA	Pct	FT-FTA	Pct	O/D/T	Avg	PF	FO	A/T	B	S	P	Avg	
PACIFIC	11/07/22	DNP																	
vs Wisconsin	11/11/22	*	20	3-9	.333	0-5	.000	2-2	1.000	1/3/4	4.0	2	0	1/2	4	1	8	8.0	
SAN DIEGO ST.	11/15/22	*	26	4-15	.267	2-7	.286	5-7	.714	3/3/6	5.0	1	0	1/0	3	1	15	11.5	
CAL POLY	11/18/22	*	20	4-9	.444	2-5	.400	0-0	.000	3/2/5	5.0	3	0	0/0	0	0	10	11.0	
vs Ole Miss	11/24/22	*	33	5-9	.556	3-4	.750	0-0	.000	2/0/2	4.3	0	0	2/2	1	1	13	11.5	
vs Florida St.	11/25/22	*	29	4-13	.308	0-6	.000	0-0	.000	2/3/5	4.4	1	0	1/1	1	1	8	10.8	
vs Memphis	11/27/22	*	29	4-11	.364	2-5	.400	0-0	.000	1/1/2	4.0	3	0	2/4	0	1	10	10.7	
UCLA	12/01/22	*	29	7-10	.700	3-5	.600	1-2	.500	2/1/3	3.9	2	0	1/4	0	2	18	11.7	
at Arizona St.	12/04/22	*	27	3-13	.231	1-6	.167	6-7	.857	6/0/6	4.1	5	1	0/1	1	0	13	11.9	
GREEN BAY	12/16/22	*	19	4-7	.571	1-3	.333	1-2	.500	0/2/2	3.9	2	0	1/3	1	2	10	11.7	
vs Texas	12/18/22	*	30	4-11	.364	2-5	.400	0-0	.000	1/6/7	4.2	3	0	0/1	3	0	10	11.5	
vs Loyola Chicago	12/22/22	*	29	2-11	.182	0-4	.000	0-0	.000	2/1/3	4.1	1	0	2/1	1	1	4	10.8	
COLORADO	12/29/22	*	31	7-16	.438	3-9	.333	8-8	1.000	1/5/6	4.3	4	0	0/0	2	2	25	12.0	
UTAH	12/31/22	*	31	6-15	.400	2-7	.286	2-2	1.000	2/2/4	4.2	2	0	0/0	0	1	16	12.3	
at California	01/06/23	*	32	5-9	.556	2-5	.400	1-2	.500	3/2/5	4.3	2	0	0/1	3	0	13	12.4	
at Washington	01/12/23	*	21	4-16	.250	2-7	.286	2-2	1.000	4/2/6	4.4	0	0	0/0	0	3	12	12.3	
at Washington St.	01/14/23	*	33	5-11	.455	2-3	.667	2-2	1.000	4/4/8	4.6	4	0	1/1	0	1	14	12.4	
OREGON ST.	01/19/23	*	30	7-11	.636	4-8	.500	0-1	.000	1/2/3	4.5	1	0	1/2	0	2	18	12.8	
OREGON	01/21/23	*	29	6-11	.545	2-5	.400	2-2	1.000	1/5/6	4.6	4	0	1/1	0	2	16	12.9	
CHICAGO ST.	01/25/23	*	31	7-14	.500	6-9	.667	1-1	1.000	2/5/7	4.7	3	0	0/1	2	1	21	13.4	
CALIFORNIA	01/28/23	*	32	1-6	.167	0-2	.000	2-3	.667	2/7/9	5.0	2	0	3/0	2	0	4	12.9	
at Utah	02/02/23	*	32	8-12	.667	4-7	.571	2-2	1.000	2/3/5	5.0	1	0	2/2	0	2	22	13.3	
at Colorado	02/05/23	*	28	6-12	.500	1-6	.167	0-0	.000	1/0/1	4.8	5	1	0/0	1	2	13	13.3	
ARIZONA ST.	02/09/23	*	27	5-12	.417	5-7	.714	2-5	.400	2/3/5	4.8	3	0	2/2	1	0	17	13.5	
ARIZONA	02/11/23	*	34	8-15	.533	2-5	.400	0-0	.000	2/4/6	4.8	2	0	2/1	1	0	18	13.7	
at UCLA	02/16/23	*	27	2-6	.333	2-5	.400	0-0	.000	0/2/2	4.7	4	0	1/1	0	1	6	13.4	

### CAREER STATS

YEAR	GP	GS	MIN	AVG	FG	FGA	PCT	3-POINT			FT	FTA	PCT	REBOUNDING				PF	FO	AST	TO	BLK	STL	PTS	AVG
								FG	FGA	PCT				OFF	DEF	TOT	AVG								
2019-20	32	29	913	28.5	93	221	.421	81	188	.431	16	23	.696	16	85	101	3.2	59	0	27	27	28	19	283	8.8
2020-21	26	25	735	28.3	72	173	.416	46	124	.371	22	33	.667	21	80	101	3.9	81	1	27	31	17	32	212	8.2
2021-22	31	31	827	26.7	136	287	.474	62	165	.376	39	52	.750	52	86	138	4.5	80	1	35	45	18	27	373	12.0
2022-23	25	23	709	28.4	121	284	.426	53	140	.379	39	50	.780	50	68	118	4.7	60	2	24	31	27	27	334	13.4
<b>TOTAL</b>	<b>114</b>	<b>108</b>	<b>3184</b>	<b>27.9</b>	<b>422</b>	<b>965</b>	<b>.437</b>	<b>242</b>	<b>617</b>	<b>.392</b>	<b>116</b>	<b>158</b>	<b>.734</b>	<b>139</b>	<b>319</b>	<b>458</b>	<b>4.0</b>	<b>280</b>	<b>4</b>	<b>113</b>	<b>134</b>	<b>90</b>	<b>105</b>	<b>1202</b>	<b>10.5</b>



## #15 BENNY GEALER

Freshman | Guard | 6-1 | 160

Palos Verdes Estates, Calif. | Rolling Hills Prep | Undeclared

### Three things to know...

1: Won the gold medal with Team USA at the 2022 Maccabi Games in Israel

2: 3-star recruit at point guard from Rivals

3: Valedictorian at Rolling Hills Prep with a 4.8 GPA

**Career Accolades:** N/A

**Trending:** Made career debut against Green Bay (Dec. 16), with three points and three assists ... Scored five points with two assists against Texas (Dec. 18).

### GEALER'S CAREER HIGHS

Points ..... 5, vs. Texas 12/18/22  
 FG ..... 2, vs. Texas 12/18/22  
 FGA ..... 2, twice  
 3FG ..... 1, three times  
 3FGA ..... 2, vs. Green Bay 12/16/22  
 FT ..... 2, vs. California 1/28/23  
 FTA ..... 2, vs. California 1/28/23  
 Rebounds ..... 2, vs. Green Bay 12/16/22  
 Assists ..... 3, vs. Green Bay 12/16/22  
 Blocks ..... -  
 Steals ..... 1, three times  
 Minutes ..... 11, twice

### GEALER'S SEASON HIGHS

Points ..... 5, vs. Texas 12/18/22  
 FG ..... 2, vs. Texas 12/18/22  
 FGA ..... 2, twice  
 3FG ..... 1, three times  
 3FGA ..... 2, vs. Green Bay 12/16/22  
 FT ..... 2, vs. California 1/28/23  
 FTA ..... 2, vs. California 1/28/23  
 Rebounds ..... 2, vs. Green Bay 12/16/22  
 Assists ..... 3, vs. Green Bay 12/16/22  
 Blocks ..... -  
 Steals ..... 1, three times  
 Minutes ..... 11, twice

### 2022-23 GAME-BY-GAME

Opponent	Date	GS	Min	FG-FGA	Pct	3FG-FGA	Pct	FT-FTA	Pct	O/D/T	Avg	PF	FO	A/T	B	S	P	Avg	
PACIFIC	11/07/22	DNP																	
vs. Wisconsin	11/11/22	DNP																	
SAN DIEGO ST.	11/15/22	DNP																	
CAL POLY	11/18/22	DNP																	
vs Ole Miss	11/24/22	DNP																	
vs Florida St.	11/25/22	DNP																	
vs Memphis	11/27/22	DNP																	
UCLA	12/01/22	DNP																	
at Arizona St.	12/04/22	DNP																	
GREEN BAY	12/16/22		11	1-2	.500	1-2	.500	0-0	.000	0/2/2	2.0	1	0	3/1	0	1	3	3.0	
vs Texas	12/18/22		11	2-2	1.000	1-1	1.000	0-0	.000	0/1/1	1.5	2	0	2/3	0	0	5	4.0	
vs Loyola Chicago	12/22/22		5	1-1	1.000	1-1	1.000	0-0	.000	1/0/1	1.3	0	0	0/1	0	0	3	3.7	
COLORADO	12/29/22		6	0-1	.000	0-1	.000	0-0	.000	0/0/0	1.0	0	0	0/1	0	1	0	2.8	
UTAH	12/31/22		7	0-1	.000	0-1	.000	0-0	.000	0/0/0	0.8	0	0	0/0	0	1	0	2.2	
at California	01/06/23		2	0-0	.000	0-0	.000	0-0	.000	0/0/0	0.7	0	0	0/0	0	0	0	1.8	
at Washington	01/12/23		3	0-0	.000	0-0	.000	0-0	.000	0/0/0	0.6	1	0	0/2	0	0	0	1.6	
at Washington St.	01/14/23		6	0-0	.000	0-0	.000	0-0	.000	0/0/0	0.5	1	0	0/0	0	0	0	1.4	
OREGON ST.	01/19/23		1	0-0	.000	0-0	.000	0-0	.000	0/0/0	0.4	0	0	0/1	0	0	0	1.2	
OREGON	01/21/23	DNP																	
CHICAGO ST.	01/25/23	DNP																	
CALIFORNIA	01/28/23		3	0-0	.000	0-0	.000	2-2	1.000	0/0/0	0.4	1	0	0/0	0	0	2	1.3	
at Utah	02/02/23	DNP																	
at Colorado	02/05/23		2	0-1	.000	0-1	.000	0-0	.000	0/1/1	0.5	0	0	1/0	0	0	0	1.2	
ARIZONA ST.	02/09/23	DNP																	
ARIZONA	02/11/23	DNP																	
at UCLA	02/16/23	DNP																	

### CAREER STATS

YEAR	GP	GS	MIN	AVG	FG	FGA	PCT	3-POINT			FT	FTA	PCT	REBOUNDING					PF	FO	AST	TO	BLK	STL	PTS	AVG
								FG	FGA	PCT				OFF	DEF	TOT	AVG									
2022-23	11	0	57	5.2	4	8	.500	3	7	.429	2	2	1.000	1	4	5	0.5	6	0	6	9	0	3	13	1.2	
<b>TOTAL</b>	<b>11</b>	<b>0</b>	<b>57</b>	<b>5.2</b>	<b>4</b>	<b>8</b>	<b>.500</b>	<b>3</b>	<b>7</b>	<b>.429</b>	<b>2</b>	<b>2</b>	<b>1.000</b>	<b>1</b>	<b>4</b>	<b>5</b>	<b>0.5</b>	<b>6</b>	<b>0</b>	<b>6</b>	<b>9</b>	<b>0</b>	<b>3</b>	<b>13</b>	<b>1.2</b>	



## #21 NEAL BEGOVICH

Redshirt Junior | Forward | 6-9 | 230

San Francisco, Calif. | St. Ignatius College Prep | Economics

### Three things to know...

- 1: Surprised with a scholarship for the 2022-23 season after spending his first three as a walk-on
- 2: Two brothers graduated from Stanford, including Daniel, who played on the basketball team with him from 2019-22
- 3: Switched jersey number from 0 to 21, previously worn by Daniel, to honor his late father, Dan, who played basketball at Cal

**Career Accolades:** Pac-12 Academic Honor Roll (2021, 2022) ... NABC Honors Court (2022)

**Trending:** Made season debut Nov. 18 against Cal Poly, scored two points ... Had two points and two assists against Green Bay (Dec. 16) ... Made first career start Jan. 6 at Cal.

### BEGOVICH'S CAREER HIGHS

Points ..... 3, at North Carolina A&T 12/6/20  
 FG ..... 1, six times  
 FGA ..... 4, vs. Cal Poly 11/18/22  
 3FG ..... 1, at North Carolina A&T 12/6/20  
 3FGA ..... 2, vs. Cal Poly 11/18/22  
 FT ..... 1, at Colorado 2/5/23  
 FTA ..... 2, at Colorado 2/5/23  
 Rebounds ..... 2, at Colorado 2/5/23  
 Assists ..... 2, vs. Green Bay 12/16/22  
 Blocks ..... -  
 Steals ..... 1, vs. Green Bay 12/16/22  
 Minutes ..... 5, twice

### BEGOVICH'S SEASON HIGHS

Points ..... 2, twice  
 FG ..... 1, twice  
 FGA ..... 4, vs. Cal Poly 11/18/22  
 3FG ..... -  
 3FGA ..... 2, vs. Cal Poly 11/18/22  
 FT ..... 1, at Colorado 2/5/23  
 FTA ..... 2, at Colorado 2/5/23  
 Rebounds ..... 2, at Colorado 2/5/23  
 Assists ..... 2, vs. Green Bay 12/16/22  
 Blocks ..... -  
 Steals ..... 1, vs. Green Bay 12/16/22  
 Minutes ..... 5, twice

### 2022-23 GAME-BY-GAME

Opponent	Date	GS	Min	FG-FGA	Pct	3FG-FGA	Pct	FT-FTA	Pct	O/D/T	Avg	PF	FO	A/T	B	S	P	Avg	
PACIFIC	11/07/22	DNP																	
vs. Wisconsin	11/11/22	DNP																	
SAN DIEGO ST.	11/15/22	DNP																	
CAL POLY	11/18/22		5	1-4	.250	0-2	.000	0-0	.000	0/1/1	1.0	1	0	0/0	0	0	2	2.0	
vs Ole Miss	11/24/22	DNP																	
vs Florida St.	11/25/22	DNP																	
vs Memphis	11/27/22	DNP																	
UCLA	12/01/22	DNP																	
at Arizona St.	12/04/22	DNP																	
GREEN BAY	12/16/22		5	1-2	.500	0-0	.000	0-0	.000	0/0/0	0.5	0	0	2/0	0	1	2	2.0	
vs Texas	12/18/22	DNP																	
vs Loyola Chicago	12/22/22	DNP																	
COLORADO	12/29/22	DNP																	
UTAH	12/31/22	DNP																	
at California	01/06/23	*	4	0-0	.000	0-0	.000	0-0	.000	0/0/0	0.3	0	0	0/1	0	0	0	1.3	
at Washington	01/12/23	DNP																	
at Washington St.	01/14/23	DNP																	
OREGON ST.	01/19/23		2	0-0	.000	0-0	.000	0-0	.000	0/0/0	0.3	1	0	0/0	0	0	0	1.0	
OREGON	01/21/23	DNP																	
CHICAGO ST.	01/25/23	DNP																	
CALIFORNIA	01/28/23		3	0-0	.000	0-0	.000	0-1	.000	0/1/1	0.4	1	0	0/0	0	0	0	0.8	
at Utah	02/02/23	DNP																	
at Colorado	02/05/23		1	0-1	.000	0-0	.000	1-2	.500	2/0/2	0.7	0	0	0/0	0	0	1	0.8	
ARIZONA ST.	02/09/23	DNP																	
ARIZONA	02/11/23	DNP																	
at UCLA	02/16/23	DNP																	

### CAREER STATS

YEAR	GP	GS	MIN	AVG	FG	FGA	PCT	3-POINT			FT	FTA	PCT	REBOUNDING							PTS	AVG				
								FG	FGA	PCT				OFF	DEF	TOT	AVG	PF	FO	AST			TO	BLK	STL	
2020-21	3	0	7	2.3	3	3	1.000	1	1	1.000	0	0	.000	0	1	1	0.3	0	0	0	0	0	0	0	7	2.3
2021-22	4	0	11	2.8	1	2	.500	0	1	.000	0	0	.000	0	1	1	0.3	2	0	0	0	0	0	2	0.5	
2022-23	6	1	20	3.3	2	7	.286	0	2	.000	1	3	.333	2	2	4	0.7	3	0	2	1	0	1	5	0.8	
<b>TOTAL</b>	<b>13</b>	<b>1</b>	<b>38</b>	<b>2.9</b>	<b>6</b>	<b>12</b>	<b>.500</b>	<b>1</b>	<b>4</b>	<b>.250</b>	<b>1</b>	<b>3</b>	<b>.333</b>	<b>2</b>	<b>4</b>	<b>6</b>	<b>0.5</b>	<b>5</b>	<b>0</b>	<b>2</b>	<b>1</b>	<b>0</b>	<b>1</b>	<b>14</b>	<b>1.1</b>	



## #22 JAMES KEEFE

Senior | Forward | 6-9 | 240

Los Angeles, Calif. | Loyola | Economics

### Three things to know...

1: Physical rim-running forward, tireless worker. Can defend both post positions.

2: Son of Adam Keefe, a nine-year NBA veteran and Stanford's all-time leading rebounder (1,119) and third-leading scorer (2,319), and Kristin Klein Keefe, an Olympian and four-time All-American on the Stanford volleyball team. Older sisters Caitlin and Michaela, class of 2020, played for Stanford's volleyball team, and won three national titles. Youngest sister, Kerry, is a freshman on the volleyball team at Duke.

3: Spent the summer as a private equity summer analyst at KKR

**Career Accolades:** CoSIDA Academic All-District (2022) ... Pac-12 Academic Honor Roll (2021, 2022) ... NABC Honors Court (2022)

**Trending:** First-career double-double, including buzzer-beater for the win with 16 points and 10 rebounds, against Arizona State in the first round of the 2022 Pac-12 Tournament ... Shooting 60.0 percent from the floor ... Multiple offensive rebounds in nine of his past 14 appearances, averages 1.7 offensive rebounds per game this season ... Season-high 14 points against Loyola Chicago (Dec. 22) ... Missed last eight games (hand).

**ESPN Events Invitational:** 4.0 pts, 5.3 reb, 1.0 ast per game

### KEEFE'S CAREER HIGHS

Points .....17, vs. Washington 2/6/22  
 FG ..... 7, three times  
 FGA ..... 9, twice  
 3FG ..... -  
 3FGA ..... 1, vs. Arizona 3/10/22  
 FT ..... 6, vs. Arizona State 1/22/22  
 FTA ..... 9, vs. Pacific 11/7/22  
 Rebounds ..... 11, vs. California 2/1/22  
 Assists ..... 4, twice  
 Blocks ..... 3, three times  
 Steals ..... 3, vs. Loyola Chicago 12/22/22  
 Minutes ..... 32, vs. Dartmouth 12/16/21

### KEEFE'S SEASON HIGHS

Points ..... 14, vs. Loyola Chicago 12/22/22  
 FG ..... 7, vs. Loyola Chicago 12/22/22  
 FGA ..... 9, vs. Loyola Chicago 12/22/22  
 3FG ..... -  
 3FGA ..... -  
 FT ..... 4, vs. Green Bay 12/16/22  
 FTA ..... 9, vs. Pacific 11/7/22  
 Rebounds ..... 8, three times  
 Assists ..... 4, vs. UCLA 12/1/22  
 Blocks ..... 3, twice  
 Steals ..... 3, vs. Loyola Chicago 12/22/22  
 Minutes ..... 26, vs. Loyola Chicago 12/22/22

### 2022-23 GAME-BY-GAME

Opponent	Date	GS	Min	FG-FGA	Pct	3FG-FGA	Pct	FT-FTA	Pct	O/D/T	Avg	PF	FO	A/T	B	S	P	Avg
PACIFIC	11/07/22	*	19	2-2	1.000	0-0	.000	3-9	.333	0/2/2	2.0	1	0	2/1	0	1	7	7.0
vs Wisconsin	11/11/22	*	16	1-2	.500	0-0	.000	0-0	.000	0/4/4	3.0	2	0	1/4	0	1	2	4.5
SAN DIEGO ST.	11/15/22	*	24	3-5	.600	0-0	.000	3-5	.600	3/1/4	3.3	2	0	0/2	0	0	9	6.0
CAL POLY	11/18/22	*	15	3-3	1.000	0-0	.000	1-2	.500	3/4/7	4.3	3	0	0/2	0	2	7	6.3
vs Ole Miss	11/24/22	*	20	3-5	.600	0-0	.000	1-1	1.000	1/1/2	3.8	3	0	1/0	0	0	7	6.4
vs Florida St.	11/25/22	*	25	2-2	1.000	0-0	.000	0-3	.000	3/5/8	4.5	1	0	2/0	0	1	4	6.0
vs Memphis	11/27/22	*	22	0-2	.000	0-0	.000	1-2	.500	2/4/6	4.7	1	0	0/0	3	0	1	5.3
UCLA	12/01/22		24	3-4	.750	0-0	.000	3-5	.600	4/3/7	5.0	1	0	4/0	0	1	9	5.8
at Arizona St.	12/04/22		21	1-2	.500	0-0	.000	0-0	.000	0/6/6	5.1	3	0	1/0	0	1	2	5.3
GREEN BAY	12/16/22		16	2-3	.667	0-0	.000	4-4	1.000	2/6/8	5.4	3	0	2/3	0	1	8	5.6
vs Texas	12/18/22		20	3-4	.750	0-0	.000	2-4	.500	0/2/2	5.1	3	0	2/4	0	1	8	5.8
vs Loyola Chicago	12/22/22	*	26	7-9	.778	0-0	.000	0-1	.000	1/7/8	5.3	2	0	1/1	0	3	14	6.5
COLORADO	12/29/22	*	23	0-2	.000	0-0	.000	3-4	.750	1/3/4	5.2	2	0	0/1	3	1	3	6.2
UTAH	12/31/22		16	2-5	.400	0-0	.000	0-0	.000	3/1/4	5.1	0	0	1/0	0	0	4	6.1
at California	01/06/23	DNP																
at Washington	01/12/23		13	2-4	.500	0-0	.000	1-2	.500	3/1/4	5.1	2	0	1/0	1	1	5	6.0
at Washington St.	01/14/23		10	0-2	.000	0-0	.000	2-2	1.000	1/1/2	4.9	0	0	0/0	0	0	2	5.8
OREGON ST.	01/19/23		14	2-4	.500	0-0	.000	0-0	.000	2/3/5	4.9	1	0	0/0	0	0	4	5.6
OREGON	01/21/23	DNP																
CHICAGO ST.	01/25/23	DNP																
CALIFORNIA	01/28/23	DNP																
at Utah	02/02/23	DNP																
at Colorado	02/05/23	DNP																
ARIZONA ST.	02/09/23	DNP																
ARIZONA	02/11/23	DNP																
at UCLA	02/16/23	DNP																

### CAREER STATS

YEAR	GP	GS	MIN	AVG	FG	FGA	PCT	3-POINT			FT	FTA	PCT	REBOUNDING							PTS	AVG			
								FG	FGA	PCT				OFF	DEF	TOT	AVG	PF	FO	AST			TO	BLK	STL
2019-20	30	0	272	9.1	27	51	.529	0	0	.000	12	32	.375	16	44	60	2.0	42	0	4	11	7	5	66	2.2
2020-21	24	0	182	7.6	9	26	.346	0	0	.000	12	20	.600	14	28	42	1.8	18	0	6	7	3	4	30	1.3
2021-22	30	24	611	20.4	63	105	.600	0	1	.000	34	56	.607	57	86	143	4.8	50	1	20	21	11	11	160	5.3
2022-23	17	9	324	19.1	36	60	.600	0	0	.000	24	44	.545	29	54	83	4.9	30	0	18	18	7	14	96	5.6
<b>TOTAL</b>	<b>101</b>	<b>33</b>	<b>1389</b>	<b>13.8</b>	<b>135</b>	<b>242</b>	<b>.558</b>	<b>0</b>	<b>1</b>	<b>.000</b>	<b>82</b>	<b>152</b>	<b>.539</b>	<b>116</b>	<b>212</b>	<b>328</b>	<b>3.2</b>	<b>140</b>	<b>1</b>	<b>48</b>	<b>57</b>	<b>28</b>	<b>34</b>	<b>352</b>	<b>3.5</b>





## #23 BRANDON ANGEL

Junior | Forward | 6-8 | 240

San Diego, Calif. | Torrey Pines | Economics

### Three things to know...

- 1: 247Sports four-star recruit (#123). Top-25 rated forward nationally
- 2: Elite shooter who can line up at either forward position. Chose Stanford over California and Wisconsin
- 3: Ranked fourth in the Pac-12 as a sophomore in scoring off the bench

**Career Accolades:** Pac-12 Academic Honor Roll (2022)

**Trending:** Started 25 of 26 games ... Led the team with 14 points in Milwaukee against Wisconsin (Nov. 11) ... Scored a career-high 22 points vs. Florida State (Nov. 25) ... 10 double-digit scoring outputs ... Stanford is 4-2 when Angel has at least six rebounds ... In double figures in four of last five games, averaging 11.8 points, 4.4 rebounds and 2.4 assists per game over the stretch while shooting 54.1 percent from the field and 50 percent from three.

### ANGEL'S CAREER HIGHS

Points ..... 22, vs. Florida State 11/25/22  
 FG ..... 8, vs. Florida State 11/25/22  
 FGA ..... 15, vs. Florida State 11/25/22  
 3FG ..... 4, at Arizona State 3/5/22  
 3FGA ..... 7, vs. Utah 2/17/22  
 FT ..... 7, vs. Arizona State 1/22/22  
 FTA ..... 7, vs. Arizona State 1/22/22  
 Rebounds ..... 10, at Oregon 2/10/22  
 Assists ..... 5, vs. Arizona State 2/9/23  
 Blocks ..... 2, vs. Green Bay 12/16/22  
 Steals ..... 3, twice  
 Minutes ..... 34, vs. Arizona State 2/9/23

### ANGEL'S SEASON HIGHS

Points ..... 22, vs. Florida State 11/25/22  
 FG ..... 8, vs. Florida State 11/25/22  
 FGA ..... 15, vs. Florida State 11/25/22  
 3FG ..... 2, three times  
 3FGA ..... 5, twice  
 FT ..... 6, vs. Texas 12/18/22  
 FTA ..... 6, twice  
 Rebounds ..... 8, twice  
 Assists ..... 5, vs. Arizona State 2/9/23  
 Blocks ..... 2, vs. Green Bay 12/16/22  
 Steals ..... 3, vs. UCLA 12/1/22  
 Minutes ..... 34, vs. Arizona State 2/9/23

**ESPN Events Invitational:** 9.0 pts, 5.7 reb, 1.3 ast, 1.0 stl per game

### 2022-23 GAME-BY-GAME

Opponent	Date	GS	Min	FG-FGA	Pct	3FG-FGA	Pct	FT-FTA	Pct	O/D/T	Avg	PF	FO	A/T	B	S	P	Avg
PACIFIC	11/07/22	*	24	4-4	1.000	2-2	1.000	0-0	.000	0/2/2	2.0	4	0	1/2	0	0	10	10.0
vs Wisconsin	11/11/22	*	31	5-11	.455	1-5	.200	3-4	.750	1/2/3	2.5	4	0	0/1	0	0	14	12.0
SAN DIEGO ST.	11/15/22	*	28	3-5	.600	0-2	.000	3-4	.750	1/3/4	3.0	2	0	1/3	0	0	9	11.0
CAL POLY	11/18/22	*	17	1-3	.333	0-1	.000	0-0	.000	1/1/2	2.8	2	0	1/3	0	0	2	8.8
vs Ole Miss	11/24/22	*	21	1-4	.250	1-4	.250	0-0	.000	0/4/4	3.0	0	0	2/1	0	1	3	7.6
vs Florida St.	11/25/22	*	31	8-15	.533	2-4	.500	4-4	1.000	4/4/8	3.8	2	0	2/1	0	2	22	10.0
vs Memphis	11/27/22	*	22	1-6	.167	0-4	.000	0-0	.000	1/4/5	4.0	3	0	0/0	0	0	2	8.9
UCLA	12/01/22	*	12	1-2	.500	1-1	1.000	2-2	1.000	1/0/1	3.6	3	0	0/5	0	3	5	8.4
at Arizona St.	12/04/22	*	17	0-1	.000	0-0	.000	0-0	.000	1/4/5	3.8	0	0	4/2	0	0	0	7.4
GREEN BAY	12/16/22	*	18	4-9	.444	0-2	.000	2-2	1.000	2/3/5	3.9	3	0	1/1	2	0	10	7.7
vs Texas	12/18/22	*	30	2-7	.286	1-3	.333	6-6	1.000	1/2/3	3.8	3	0	3/1	1	1	11	8.0
vs Loyola Chicago	12/22/22	*	26	1-6	.167	0-2	.000	2-2	1.000	0/6/6	4.0	3	0	2/2	0	0	4	7.7
COLORADO	12/29/22	*	23	3-4	.750	0-1	.000	4-4	1.000	2/2/4	4.0	3	0	1/3	0	2	10	7.8
UTAH	12/31/22	*	23	2-7	.286	0-4	.000	0-0	.000	0/4/4	4.0	5	1	2/1	0	1	4	7.6
at California	01/06/23	*	15	3-4	.750	0-1	.000	2-2	1.000	0/1/1	3.8	4	0	2/1	0	0	8	7.6
at Washington	01/12/23	*	23	3-7	.429	1-2	.500	0-0	.000	1/1/2	3.7	2	0	3/1	0	0	7	7.6
at Washington St.	01/14/23	*	33	2-4	.500	0-0	.000	2-2	1.000	2/3/5	3.8	3	0	1/2	0	1	6	7.5
OREGON ST.	01/19/23	*	27	1-7	.143	0-3	.000	0-0	.000	2/4/6	3.9	1	0	0/0	0	0	2	7.2
OREGON	01/21/23	*	28	3-9	.333	1-5	.200	0-0	.000	0/2/2	3.8	3	0	2/2	0	1	7	7.2
CHICAGO ST.	01/25/23	*	22	0-1	.000	0-0	.000	1-2	.500	2/2/4	3.8	3	0	3/2	1	0	1	6.9
CALIFORNIA	01/28/23	*	26	4-8	.500	0-2	.000	1-2	.500	1/7/8	4.0	3	0	1/2	0	0	9	7.0
at Utah	02/02/23	*	33	3-6	.500	1-1	1.000	4-6	.667	0/4/4	4.0	3	0	2/0	1	0	11	7.1
at Colorado	02/05/23	*	27	5-10	.500	1-3	.333	3-5	.600	0/1/1	3.9	4	0	2/2	1	0	14	7.4
ARIZONA ST.	02/09/23	*	34	5-8	.625	2-3	.667	1-1	1.000	1/6/7	4.0	0	0	5/4	0	2	13	7.7
ARIZONA	02/11/23	*	33	4-7	.571	1-3	.333	5-5	1.000	1/2/3	4.0	3	0	3/0	0	1	14	7.9
at UCLA	02/16/23	*	25	3-6	.500	0-0	.000	1-2	.500	3/4/7	4.1	4	0	0/0	1	0	7	7.9

### CAREER STATS

YEAR	GP	GS	MIN	AVG	FG	FGA	PCT	3-POINT			FT	FTA	PCT	REBOUNDING				PF	FO	AST	TO	BLK	STL	PTS	AVG
								FG	FGA	PCT				OFF	DEF	TOT	AVG								
2020-21	17	0	154	9.1	11	36	.306	5	20	.250	4	4	1.000	2	18	20	1.2	19	0	4	10	1	4	31	1.8
2021-22	32	0	636	19.9	86	183	.470	30	84	.357	45	56	.804	24	70	94	2.9	66	0	21	34	4	11	247	7.7
2022-23	26	25	649	25.0	72	161	.447	15	58	.259	46	55	.836	28	78	106	4.1	70	1	44	42	7	15	205	7.9
<b>TOTAL</b>	<b>75</b>	<b>25</b>	<b>1439</b>	<b>19.2</b>	<b>169</b>	<b>380</b>	<b>.445</b>	<b>50</b>	<b>162</b>	<b>.309</b>	<b>95</b>	<b>115</b>	<b>.826</b>	<b>54</b>	<b>166</b>	<b>220</b>	<b>2.9</b>	<b>155</b>	<b>1</b>	<b>69</b>	<b>86</b>	<b>12</b>	<b>30</b>	<b>483</b>	<b>6.4</b>



## #24 JAYLEN THOMPSON

Freshman | Forward | 6-8 | 195

Oakland, Calif. | Southern California Academy | Undeclared

### Three things to know...

- 1: Consensus four-star recruit, rated as high as No. 67 by 247Sports
- 2: Elite athlete, switchable defender who can guard multiple positions
- 3: Selected Stanford over USC, Arizona, Arizona State, Harvard, Cal and Washington

**Career Accolades:** N/A

**Trending:** N/A

### THOMPSON'S CAREER HIGHS

Points.....	-
FG.....	-
FGA.....	-
3FG.....	-
3FGA.....	-
FT.....	-
FTA.....	-
Rebounds.....	-
Assists.....	-
Blocks.....	-
Steals.....	-
Minutes.....	-

### THOMPSON'S SEASON HIGHS


Points.....	-
FG.....	-
FGA.....	-
3FG.....	-
3FGA.....	-
FT.....	-
FTA.....	-
Rebounds.....	-
Assists.....	-
Blocks.....	-
Steals.....	-
Minutes.....	-

### 2022-23 GAME-BY-GAME

Opponent	Date	GS	Min	FG-FGA	Pct	3FG-FGA	Pct	FT-FTA	Pct	O/D/T	Avg	PF	FO	A/T	B	S	P	Avg	
PACIFIC	11/07/22	DNP																	
vs. Wisconsin	11/11/22	DNP																	
SAN DIEGO ST.	11/15/22	DNP																	
CAL POLY	11/18/22	DNP																	
vs Ole Miss	11/24/22	DNP																	
vs Florida St.	11/25/22	DNP																	
vs Memphis	11/27/22	DNP																	
UCLA	12/01/22	DNP																	
at Arizona St.	12/04/22	DNP																	
GREEN BAY	12/16/22	DNP																	
vs Texas	12/18/22	DNP																	
vs Loyola Chicago	12/22/22	DNP																	
COLORADO	12/29/22	DNP																	
UTAH	12/31/22	DNP																	
at California	01/06/23	DNP																	
at Washington	01/12/23	DNP																	
at Washington St.	01/14/23	DNP																	
OREGON ST.	01/19/23	DNP																	
OREGON	01/21/23	DNP																	
CHICAGO ST.	01/25/23	DNP																	
CALIFORNIA	01/28/23	DNP																	
at Utah	02/02/23	DNP																	
at Colorado	02/05/23	DNP																	
ARIZONA ST.	02/09/23	DNP																	
ARIZONA	02/11/23	DNP																	
at UCLA	02/16/23	DNP																	

### CAREER STATS

YEAR	GP	GS	MIN	AVG	FG	FGA	PCT	3-POINT			FT	FTA	PCT	REBOUNDING							PTS	AVG				
								FG	FGA	PCT				OFF	DEF	TOT	AVG	PF	FO	AST			TO	BLK	STL	
2022-23	0	0	0	0.0	0	0	.000	0	0	.000	0	0	.000	0	0	0	0.0	0	0	0	0	0	0	0	0	0.0
<b>TOTAL</b>	<b>0</b>	<b>0</b>	<b>0</b>	<b>0.0</b>	<b>0</b>	<b>0</b>	<b>.000</b>	<b>0</b>	<b>0</b>	<b>.000</b>	<b>0</b>	<b>0</b>	<b>.000</b>	<b>0</b>	<b>0</b>	<b>0</b>	<b>0.0</b>	<b>0</b>	<b>0</b>	<b>0</b>	<b>0</b>	<b>0</b>	<b>0</b>	<b>0</b>	<b>0.0</b>	



## #25 JOSUE GIL-SILVA

Senior | Guard | 6-1 | 185

Salinas, Calif. | Alisal | Mechanical Engineering

### Three things to know...

- 1: Started as a Stanford manager, elevated to the roster as a senior on Dec. 1, 2022
- 2: Cousin of sophomore guard Isa Silva.
- 3: 1,000 point scorer at Alisal High School

**Career Accolades:** N/A

**Trending:** Made career debut against Green Bay (Dec. 16).

### GIL-SILVA'S CAREER HIGHS

Points.....	-
FG.....	-
FGA.....	1, vs. Oregon State 1/19/23
3FG.....	-
3FGA.....	-
FT.....	-
FTA.....	-
Rebounds.....	1, vs. Oregon State 1/19/23
Assists.....	-
Blocks.....	-
Steals.....	-
Minutes.....	2, twice

### GIL-SILVA'S SEASON HIGHS

Points.....	-
FG.....	-
FGA.....	1, vs. Oregon State 1/19/23
3FG.....	-
3FGA.....	-
FT.....	-
FTA.....	-
Rebounds.....	1, vs. Oregon State 1/19/23
Assists.....	-
Blocks.....	-
Steals.....	-
Minutes.....	2, twice

### 2022-23 GAME-BY-GAME

Opponent	Date	GS	Min	FG-FGA	Pct	3FG-FGA	Pct	FT-FTA	Pct	O/D/T	Avg	PF	FO	A/T	B	S	P	Avg	
PACIFIC	11/07/22	DNP																	
vs Wisconsin	11/11/22	DNP																	
SAN DIEGO ST.	11/15/22	DNP																	
CAL POLY	11/18/22	DNP																	
vs Ole Miss	11/24/22	DNP																	
vs Florida St.	11/25/22	DNP																	
vs Memphis	11/27/22	DNP																	
UCLA	12/01/22	DNP																	
at Arizona St.	12/04/22	DNP																	
GREEN BAY	12/16/22		2	0-0	.000	0-0	.000	0-0	.000	0/0/0	0.0	1	0	0/0	0	0	0	0.0	
vs Texas	12/18/22	DNP																	
vs Loyola Chicago	12/22/22	DNP																	
COLORADO	12/29/22	DNP																	
UTAH	12/31/22	DNP																	
at California	01/06/23	DNP																	
at Washington	01/12/23	DNP																	
at Washington St.	01/14/23	DNP																	
OREGON ST.	01/19/23		1	0-1	.000	0-0	.000	0-0	.000	0/1/1	0.5	0	0	0/0	0	0	0	0.0	
OREGON	01/21/23	DNP																	
CHICAGO ST.	01/25/23	DNP																	
CALIFORNIA	01/28/23		2	0-0	.000	0-0	.000	0-0	.000	0/0/0	0.3	0	0	0/0	0	0	0	0.0	
at Utah	02/02/23	DNP																	
at Colorado	02/05/23	DNP																	
ARIZONA ST.	02/09/23	DNP																	
ARIZONA	02/11/23	DNP																	
at UCLA	02/16/23	DNP																	

### CAREER STATS

YEAR	GP	GS	MIN	AVG	FG	FGA	PCT	3-POINT			FT	FTA	PCT	REBOUNDING							PTS	AVG				
								FG	FGA	PCT				OFF	DEF	TOT	AVG	PF	FO	AST			TO	BLK	STL	
2022-23	3	0	5	1.7	0	1	.000	0	0	.000	0	0	.000	0	1	1	0.3	1	0	0	0	0	0	0	0	0.0
<b>TOTAL</b>	<b>3</b>	<b>0</b>	<b>5</b>	<b>1.7</b>	<b>0</b>	<b>1</b>	<b>.000</b>	<b>0</b>	<b>0</b>	<b>.000</b>	<b>0</b>	<b>0</b>	<b>.000</b>	<b>0</b>	<b>1</b>	<b>1</b>	<b>0.3</b>	<b>1</b>	<b>0</b>	<b>0</b>	<b>0</b>	<b>0</b>	<b>0</b>	<b>0</b>	<b>0</b>	<b>0.0</b>



## #42 MAXIME RAYNAUD

Sophomore | Forward | 7-1 | 250

Paris, France | Lycee Henri IV | Undeclared

### Three things to know...

1: Played for Espoirs Nanterre before Stanford, where he averaged 12.8 points and 8.7 rebounds per game. Can stretch his game to the 3-point line. Teammate of projected 2023 NBA top pick Victor Wembanyama.

2: Part of French national team system. Won a silver medal at the FIBA U16 European Championships in 2019 in Italy.

3: Attended the prestigious Lycee Henri IV in Paris, interested in astrophysics

**Career Accolades:** N/A

**Trending:** Scored a career-high 22 points on 9-of-11 shooting in the season-opener against Pacific (Nov. 7) ... Leads the team in rebounds (6.1 per game) ... Fourth on the team in scoring ... 13th in the conference in rebounding, eighth in field goal percentage ... 36 offensive rebounds over last 12 games (3.0 per game) ... Two double-doubles, against Chicago State (17 & 13, Jan. 25) and UCLA (12 & 10, Feb. 16) ... Averaging 10.8 points and 7.7 rebounds over the last 12 games, 11.4 points and 8.1 rebounds over the last 10.

### RAYNAUD'S CAREER HIGHS

Points..... 22, vs. Pacific 11/7/22  
 FG..... 9, vs. Pacific 11/7/22  
 FGA.....13, vs. Chicago State 1/25/23  
 3FG..... 2, twice  
 3FGA..... 4, at Washington State 1/14/23  
 FT..... 3, twice  
 FTA..... 6, at Washington State 1/14/23  
 Rebounds.....13, vs. Chicago State 1/25/23  
 Assists.....4, at Santa Clara 11/12/21  
 Blocks.....2, five times  
 Steals.....4, vs. California 1/28/23  
 Minutes.....36, at UCLA 2/16/23

### RAYNAUD'S SEASON HIGHS

Points..... 22, vs. Pacific 11/7/22  
 FG..... 9, vs. Pacific 11/7/22  
 FGA.....13, vs. Chicago State 1/25/23  
 3FG..... 2, twice  
 3FGA..... 4, at Washington State 1/14/23  
 FT..... 3, twice  
 FTA..... 6, at Washington State 1/14/23  
 Rebounds.....13, vs. Chicago State 1/25/23  
 Assists.....2, five times  
 Blocks.....2, four times  
 Steals.....4, vs. California 1/28/23  
 Minutes.....36, at UCLA 2/16/23

**ESPN Events Invitational:** 4.3 pts, 7.0 reb, 1.0 ast per game

### 2022-23 GAME-BY-GAME

Opponent	Date	GS	Min	FG-FGA	Pct	3FG-FGA	Pct	FT-FTA	Pct	O/D/T	Avg	PF	FO	A/T	B	S	P	Avg
PACIFIC	11/07/22		21	9-11	.818	1-1	1.000	3-5	.600	2/7/9	9.0	2	0	1/2	2	0	22	22.0
vs Wisconsin	11/11/22		24	1-4	.250	0-1	.000	1-2	.500	0/6/6	7.5	1	0	0/2	1	0	3	12.5
SAN DIEGO ST.	11/15/22		14	3-5	.600	0-1	.000	1-2	.500	1/2/3	6.0	1	0	0/1	0	0	7	10.7
CAL POLY	11/18/22		22	4-6	.667	2-3	.667	0-1	.000	1/3/4	5.5	1	0	1/0	1	0	10	10.5
vs Ole Miss	11/24/22		20	1-6	.167	0-3	.000	0-0	.000	1/4/5	5.4	1	0	0/1	2	0	2	8.8
vs Florida St.	11/25/22		14	3-4	.750	0-0	.000	0-0	.000	3/4/7	5.7	1	0	2/2	0	0	6	8.3
vs Memphis	11/27/22		18	2-4	.500	1-1	1.000	0-0	.000	4/5/9	6.1	0	0	1/1	0	2	5	7.9
UCLA	12/01/22	*	14	1-3	.333	0-1	.000	0-0	.000	0/2/2	5.6	4	0	0/0	1	2	2	7.1
at Arizona St.	12/04/22	*	19	5-7	.714	0-2	.000	0-0	.000	0/5/5	5.6	0	0	0/2	1	1	10	7.4
GREEN BAY	12/16/22	*	18	3-6	.500	0-1	.000	0-0	.000	2/3/5	5.5	2	0	0/2	2	1	6	7.3
vs Texas	12/18/22	*	12	0-1	.000	0-0	.000	0-0	.000	0/3/3	5.3	1	0	0/3	0	0	0	6.6
vs Loyola Chicago	12/22/22		12	2-4	.500	1-1	1.000	1-1	1.000	0/3/3	5.1	3	0	1/1	0	0	6	6.6
COLORADO	12/29/22		14	4-6	.667	0-0	.000	0-0	.000	4/2/6	5.2	3	0	1/0	0	0	8	6.7
UTAH	12/31/22		9	0-3	.000	0-2	.000	0-0	.000	0/0/0	4.8	1	0	1/1	0	0	0	6.2
at California	01/06/23	*	31	6-8	.750	0-1	.000	0-0	.000	5/3/8	5.0	3	0	1/2	1	1	12	6.6
at Washington	01/12/23	*	24	2-8	.250	0-0	.000	0-0	.000	1/2/3	4.9	1	0	2/0	0	1	4	6.4
at Washington St.	01/14/23	*	26	6-9	.667	2-4	.500	2-6	.333	3/5/8	5.1	1	0	0/1	0	0	16	7.0
OREGON ST.	01/19/23	*	25	6-11	.545	0-2	.000	0-0	.000	2/4/6	5.1	2	0	0/0	0	0	12	7.3
OREGON	01/21/23	*	27	3-8	.375	0-1	.000	0-1	.000	2/6/8	5.3	3	0	0/4	1	0	6	7.2
CHICAGO ST.	01/25/23	*	34	7-13	.538	0-0	.000	3-4	.750	6/7/13	5.7	2	0	0/2	2	0	17	7.7
CALIFORNIA	01/28/23	*	26	6-10	.600	1-2	.500	2-3	.667	3/6/9	5.8	2	0	1/3	1	4	15	8.0
at Utah	02/02/23	*	24	4-8	.500	0-1	.000	0-1	.000	3/5/8	5.9	2	0	0/1	1	0	8	8.0
at Colorado	02/05/23	*	29	5-8	.625	0-1	.000	0-0	.000	1/3/4	5.8	2	0	2/1	0	0	10	8.1
ARIZONA ST.	02/09/23	*	28	2-7	.286	0-2	.000	1-2	.500	5/5/10	6.0	2	0	1/2	0	0	5	8.0
ARIZONA	02/11/23	*	20	6-6	1.000	1-1	1.000	0-0	.000	2/3/5	6.0	4	0	2/3	0	1	13	8.2
at UCLA	02/16/23	*	36	6-10	.600	0-1	.000	0-0	.000	3/7/10	6.1	4	0	2/4	1	0	12	8.3

### CAREER STATS

YEAR	GP	GS	MIN	AVG	FG	FGA	PCT	3-POINT			FT	FTA	PCT	REBOUNDING					PF	FO	AST	TO	BLK	STL	PTS	AVG
								FG	FGA	PCT				OFF	DEF	TOT	AVG									
2021-22	29	5	349	12.0	53	98	.541	11	26	.423	14	26	.538	35	76	111	3.8	41	1	22	32	6	5	131	4.5	
2022-23	26	16	561	21.6	97	176	.551	9	33	.273	14	28	.500	54	105	159	6.1	49	0	19	41	17	13	217	8.3	
<b>TOTAL</b>	<b>55</b>	<b>21</b>	<b>910</b>	<b>16.5</b>	<b>150</b>	<b>274</b>	<b>.547</b>	<b>20</b>	<b>59</b>	<b>.339</b>	<b>28</b>	<b>54</b>	<b>.519</b>	<b>89</b>	<b>181</b>	<b>270</b>	<b>4.9</b>	<b>90</b>	<b>1</b>	<b>41</b>	<b>73</b>	<b>23</b>	<b>18</b>	<b>348</b>	<b>6.3</b>	



## #55 HARRISON INGRAM

Sophomore | Forward | 6-7 | 230  
 Dallas, Texas | St. Mark's | Undeclared

### Three things to know...

- 1: Reigning Pac-12 Freshman of the Year, Stanford's first to win the honor since Casey Jacobsen in 2000
- 2: Consensus five-star recruit, rated No. 12 nationally by Rivals, No. 16 by 247Sports and No. 20 by ESPN. Ninth McDonald's All-American in program history
- 3: Won a gold medal at the FIBA U19 World Cup with the United States, where head coach Jerod Haase was an assistant coach

**Career Accolades:** 2022-23 Preseason All-Pac-12 first team ... 2023 Julius Erving Small Forward of the Year watch list ... 2023 Naismith Trophy watch list ... 2023 Wooden Award watch list ... 2022 Pac-12 Freshman of the Year ... 2022 All-Pac-12 honorable mention ... 2022 Pac-12 All-Freshman Team ... 2022 Preseason All-Pac-12 honorable mention ... 2022 Julius Erving Small Forward of the Year Top-10 Finalist ... Six-time Pac-12 Freshman of the Week (Nov. 15, Dec. 13, Dec. 20, Dec. 27, Jan. 31, Feb. 14) ... Stanford Athletic Board Conference Athlete of the Year (2022)

### INGRAM'S CAREER HIGHS

Points.....24, vs. Ole Miss 11/24/22  
 FG.....8, vs. San Jose State 11/15/21  
 FGA.....15, vs. Dartmouth 12/16/21  
 3FG.....3, five times  
 3FGA.....7, four times  
 FT.....9, vs. Ole Miss 11/24/22  
 FTA.....10, three times  
 Rebounds.....11, vs. San Jose State 11/15/21  
 Assists.....9, at Oregon State 2/12/22  
 Blocks.....2, twice  
 Steals.....3, three times  
 Minutes.....38, twice

**Trending:** Nation's only rising sophomore to have averaged at least 10 points, six rebounds and three assists per game last season as a freshman ... Tallied a career-best 24 points against Ole Miss (Nov. 24) ... Led Stanford in scoring during eight-game stretch from Nov. 24-Dec. 22 with 11.1 points per game ... Averaging 11.2 points, 7.0 rebounds and 4.9 assists over the last 10 games while shooting 38% from three (14-for-37) ... Stanford is 6-1 when Ingram has six or more assists ... In double figures three straight games and six of the last eight.

**ESPN Events Invitational:** 14.7 pts, 5.3 reb, 2.0 ast per game. Ranked fifth in the tournament in scoring, second in made free throws.

### 2022-23 GAME-BY-GAME

Opponent	Date	GS	Min	FG-FGA	Pct	3FG-FGA	Pct	FT-FTA	Pct	O/D/T	Avg	PF	FO	A/T	B	S	P	Avg
PACIFIC	11/07/22	*	31	2-6	.333	1-4	.250	2-4	.500	2/4/6	6.0	2	0	6/4	1	0	7	7.0
vs Wisconsin	11/11/22	*	32	2-8	.250	0-2	.000	2-4	.500	2/6/8	7.0	2	0	1/3	2	0	6	6.5
SAN DIEGO ST.	11/15/22	*	32	4-9	.444	1-3	.333	2-2	1.000	0/4/4	6.0	2	0	2/3	0	0	11	8.0
CAL POLY	11/18/22	*	19	2-6	.333	1-2	.500	0-0	.000	1/3/4	5.5	3	0	8/1	0	1	5	7.3
vs Ole Miss	11/24/22	*	25	6-12	.500	3-5	.600	9-10	.900	2/2/4	5.2	3	0	2/2	0	0	24	10.6
vs Florida St.	11/25/22	*	25	3-11	.273	0-4	.000	4-7	.571	1/5/6	5.3	2	0	0/4	1	0	10	10.5
vs Memphis	11/27/22	*	33	4-13	.308	2-5	.400	0-0	.000	2/4/6	5.4	3	0	4/3	1	1	10	10.4
UCLA	12/01/22	*	20	3-8	.375	0-5	.000	0-0	.000	0/1/1	4.9	1	0	1/2	1	1	6	9.9
at Arizona St.	12/04/22	*	29	5-14	.357	0-3	.000	2-3	.667	3/2/5	4.9	1	0	5/3	1	3	12	10.1
GREEN BAY	12/16/22	*	18	3-6	.500	1-2	.500	0-0	.000	0/1/1	4.5	2	0	0/1	1	0	7	9.8
vs Texas	12/18/22	*	30	2-6	.333	1-2	.500	0-1	.000	2/4/6	4.6	2	0	4/2	1	0	5	9.4
vs Loyola Chicago	12/22/22	*	25	5-8	.625	1-1	1.000	4-5	.800	1/4/5	4.7	0	0	3/1	0	1	15	9.8
COLORADO	12/29/22	*	24	0-5	.000	0-2	.000	1-2	.500	2/0/2	4.5	0	0	1/3	0	0	1	9.2
UTAH	12/31/22	*	30	4-11	.364	1-3	.333	0-3	.000	2/5/7	4.6	2	0	5/0	0	1	9	9.1
at California	01/06/23	*	17	3-8	.375	0-1	.000	0-1	.000	3/1/4	4.6	1	0	1/2	1	0	6	8.9
at Washington	01/12/23	*	26	4-10	.400	1-4	.250	0-0	.000	2/7/9	4.9	2	0	2/2	1	0	9	8.9
at Washington St.	01/14/23	*	36	6-13	.462	2-6	.333	0-0	.000	3/6/9	5.1	1	0	6/2	0	1	14	9.2
OREGON ST.	01/19/23	*	29	3-6	.500	1-3	.333	1-4	.250	2/6/8	5.3	2	0	6/2	0	1	8	9.2
OREGON	01/21/23	*	28	4-8	.500	3-6	.500	0-0	.000	2/6/8	5.4	3	0	5/2	1	2	11	9.3
CHICAGO ST.	01/25/23	*	27	4-5	.800	1-2	.500	6-10	.600	1/6/7	5.5	3	0	3/2	0	1	15	9.6
CALIFORNIA	01/28/23	*	23	6-11	.545	2-5	.400	0-0	.000	2/2/4	5.4	1	0	2/0	1	0	14	9.8
at Utah	02/02/23	*	27	1-7	.143	1-3	.333	3-4	.750	2/3/5	5.4	3	0	6/3	0	1	6	9.6
at Colorado	02/05/23	*	29	2-9	.222	0-4	.000	3-6	.500	0/5/5	5.4	2	0	4/2	1	0	7	9.5
ARIZONA ST.	02/09/23	*	31	4-12	.333	2-4	.500	2-4	.500	5/3/8	5.5	1	0	5/3	0	0	12	9.6
ARIZONA	02/11/23	*	31	5-10	.500	2-2	1.000	0-2	.000	2/7/9	5.6	3	0	7/3	0	1	12	9.7
at UCLA	02/16/23	*	28	6-12	.500	0-2	.000	1-2	.500	1/6/7	5.7	3	0	5/2	0	0	13	9.8

### INGRAM'S SEASON HIGHS

Points.....24, vs. Ole Miss 11/24/22  
 FG.....6, four times  
 FGA.....14, at Arizona State 12/4/22  
 3FG.....3, twice  
 3FGA.....6, twice  
 FT.....9, vs. Ole Miss 11/24/22  
 FTA.....10, twice  
 Rebounds.....9, three times  
 Assists.....8, vs. Cal Poly 11/18/22  
 Blocks.....2, vs. Wisconsin 11/11/22  
 Steals.....3, at Arizona State 12/4/22  
 Minutes.....36, at Washington State 1/14/23

### CAREER STATS

YEAR	GP	GS	MIN	AVG	FG	FGA	PCT	3-POINT			FT	FTA	PCT	REBOUNDING				PF	FO	AST	TO	BLK	STL	PTS	AVG
								FG	FGA	PCT				OFF	DEF	TOT	AVG								
2021-22	32	30	995	31.1	119	307	.388	36	115	.313	63	95	.663	58	156	214	6.7	54	0	97	72	8	30	337	10.5
2022-23	26	25	705	27.1	93	234	.397	27	85	.318	42	74	.568	45	103	148	5.7	50	0	94	57	14	15	255	9.8
<b>TOTAL</b>	<b>58</b>	<b>55</b>	<b>1700</b>	<b>29.3</b>	<b>212</b>	<b>541</b>	<b>.392</b>	<b>63</b>	<b>200</b>	<b>.315</b>	<b>105</b>	<b>169</b>	<b>.621</b>	<b>103</b>	<b>259</b>	<b>362</b>	<b>6.2</b>	<b>104</b>	<b>0</b>	<b>191</b>	<b>129</b>	<b>22</b>	<b>45</b>	<b>592</b>	<b>10.2</b>



**2022-23 Stanford Men's Basketball  
Team Game-by-Game  
All games**

Opponent	Date	Score	Total		3-Pointers		Free throws		Rebounds				PF	A	TO	BLK	STL	PTS	AVG
			FG-FGA	PCT	3FG-3FGA	PCT	FT-FTA	PCT	OFF	DEF	TOT	AVG							
Pacific	11/07/2022	88-78 W	29-48	.604	8-22	.364	22-34	.647	6	30	36	36.0	15	18	16	3	5	88	88.0
vs Wisconsin	11/11/2022	50-60 L	17-47	.362	1-16	.063	15-23	.652	7	31	38	37.0	20	6	16	9	5	50	69.0
San Diego St.	11/15/2022	62-74 L	21-52	.404	4-18	.222	16-24	.667	12	20	32	35.3	19	10	17	4	3	62	66.7
Cal Poly	11/18/2022	80-43 W	29-59	.492	14-29	.483	8-12	.667	12	30	42	37.0	22	18	13	2	7	80	70.0
vs Ole Miss	11/24/2022	68-72 L	23-57	.404	7-22	.318	15-16	.938	7	23	30	35.6	13	14	9	3	5	68	69.6
vs Florida St.	11/25/2022	70-60 W	27-64	.422	3-26	.115	13-20	.650	16	28	44	37.0	13	12	14	2	7	70	69.7
vs Memphis	11/27/2022	48-56 L	17-58	.293	10-33	.303	4-6	.667	15	26	41	37.6	15	10	15	4	7	48	66.6
UCLA	12/01/2022	66-80 L	24-53	.453	9-27	.333	9-14	.643	11	13	24	35.9	15	15	17	3	11	66	66.5
at Arizona St.	12/04/2022	64-68 L	23-64	.359	6-27	.222	12-14	.857	13	24	37	36.0	19	16	15	6	10	64	66.2
Green Bay	12/16/2022	85-40 W	33-61	.541	9-24	.375	10-12	.833	9	27	36	36.0	19	18	13	8	11	85	68.1
vs Texas	12/18/2022	62-72 L	20-46	.435	8-18	.444	14-19	.737	7	25	32	35.6	16	15	18	5	5	62	67.5
vs Loyola Chicago	12/22/2022	75-62 W	28-56	.500	5-13	.385	14-18	.778	8	28	36	35.7	18	13	13	1	5	75	68.2
Colorado	12/29/2022	70-73 L	21-51	.412	6-18	.333	22-26	.846	10	20	30	35.2	18	8	14	5	10	70	68.3
Utah	12/31/2022	66-71 L	27-64	.422	9-28	.321	3-8	.375	9	18	27	34.6	19	13	6	1	5	66	68.1
at California	01/06/2023	70-92 L	28-56	.500	7-23	.304	7-11	.636	12	13	25	34.0	15	13	10	5	3	70	68.3
at Washington	01/12/2023	69-86 L	24-70	.343	9-29	.310	12-17	.706	18	21	39	34.3	14	15	12	3	6	69	68.3
at Washington St.	01/14/2023	59-60 L	22-51	.431	7-18	.389	8-12	.667	13	22	35	34.4	14	10	10	0	5	59	67.8
Oregon St.	01/19/2023	67-46 W	26-58	.448	9-26	.346	6-11	.545	11	27	38	34.6	15	15	9	0	5	67	67.7
Oregon	01/21/2023	71-64 W	26-52	.500	9-23	.391	10-13	.769	6	27	33	34.5	18	11	14	2	6	71	67.9
Chicago St.	01/25/2023	72-65 W	21-48	.438	8-19	.421	22-29	.759	14	27	41	34.8	16	14	12	7	2	72	68.1
California	01/28/2023	75-46 W	28-60	.467	8-22	.364	11-15	.733	14	33	47	35.4	17	16	10	6	5	75	68.4
at Utah	02/02/2023	78-72 W	26-49	.531	10-18	.556	16-21	.762	9	27	36	35.4	13	19	12	2	4	78	68.9
at Colorado	02/05/2023	62-84 L	24-57	.421	5-23	.217	9-15	.600	8	16	24	34.9	17	16	10	3	4	62	68.6
Arizona St.	02/09/2023	65-69 L	23-62	.371	12-29	.414	7-13	.538	17	27	44	35.3	11	17	15	1	3	65	68.4
Arizona	02/11/2023	88-79 W	33-54	.611	10-18	.556	12-19	.632	10	24	34	35.2	19	17	13	2	4	88	69.2
at UCLA	02/16/2023	64-73 L	28-56	.500	6-16	.375	2-6	.333	10	24	34	35.2	26	14	14	3	3	64	69.0
<b>Total</b>		<b>1794</b>	<b>648-1453</b>	<b>.446</b>	<b>199-585</b>	<b>.340</b>	<b>299-428</b>	<b>.699</b>	<b>284</b>	<b>631</b>	<b>915</b>	<b>35.2</b>	<b>436</b>	<b>363</b>	<b>337</b>	<b>90</b>	<b>146</b>	<b>1794</b>	<b>69.0</b>
Opponents		1745	627-1429	.439	204-586	.348	287-397	.723	223	591	814	31.3	424	320	322	75	162	1745	67.1

**Stanford Averages**

Games Played	Points/game	FG Pct	3FG Pct	FT Pct	Rebounds/game	Assists/game	Turnovers/game	Assist/Turnover ratio	Steals/game	Blocks/game
26	69.0	44.6	34.0	69.9	35.2	14.0	13.0	1.1	5.6	3.5



**2022-23 Stanford Men's Basketball  
Opponents Game-by-Game  
All games**

Opponent	Date	Score	Total		3-Pointers		Free throws		Rebounds				PF	A	TO	BLK	STL	PTS	AVG
			FG-FGA	PCT	3FG-3FGA	PCT	FT-FTA	PCT	OFF	DEF	TOT	AVG							
Pacific	11/07/2022	88-78 W	28-67	.418	11-30	.367	11-14	.786	9	22	31	31.0	24	11	12	2	7	78	78.0
vs Wisconsin	11/11/2022	50-60 L	22-59	.373	5-20	.250	11-18	.611	9	23	32	31.5	20	9	9	4	11	60	69.0
San Diego St.	11/15/2022	62-74 L	26-51	.510	8-21	.381	14-18	.778	3	24	27	30.0	21	15	11	2	9	74	70.7
Cal Poly	11/18/2022	80-43 W	12-43	.279	6-23	.261	13-18	.722	5	20	25	28.8	17	5	16	1	4	43	63.8
vs Ole Miss	11/24/2022	68-72 L	29-58	.500	4-11	.364	10-15	.667	8	27	35	30.0	14	14	11	2	6	72	65.4
vs Florida St.	11/25/2022	70-60 W	21-48	.438	6-20	.300	12-18	.667	3	23	26	29.3	18	13	15	5	10	60	64.5
vs Memphis	11/27/2022	48-56 L	21-54	.389	6-18	.333	8-11	.727	7	28	35	30.1	11	14	10	4	7	56	63.3
UCLA	12/01/2022	66-80 L	32-54	.593	6-14	.429	10-11	.909	7	21	28	29.9	17	13	16	2	4	80	65.4
at Arizona St.	12/04/2022	64-68 L	25-57	.439	4-23	.174	14-20	.700	11	30	41	31.1	16	15	17	4	11	68	65.7
Green Bay	12/16/2022	85-40 W	13-49	.265	4-21	.190	10-16	.625	13	21	34	31.4	17	7	27	1	4	40	63.1
vs Texas	12/18/2022	62-72 L	28-62	.452	8-21	.381	8-11	.727	11	22	33	31.5	14	22	8	5	5	72	63.9
vs Loyola Chicago	12/22/2022	75-62 W	24-58	.414	7-23	.304	7-9	.778	7	22	29	31.3	21	9	12	2	5	62	63.8
Colorado	12/29/2022	70-73 L	27-56	.482	6-16	.375	13-18	.722	10	23	33	31.5	19	11	16	2	5	73	64.5
Utah	12/31/2022	66-71 L	23-40	.575	6-14	.429	19-23	.826	1	31	32	31.5	13	10	16	2	3	71	64.9
at California	01/06/2023	70-92 L	32-54	.593	16-22	.727	12-16	.750	11	19	30	31.4	15	21	10	1	4	92	66.7
at Washington	01/12/2023	69-86 L	33-59	.559	9-23	.391	11-13	.846	6	29	35	31.6	13	20	12	9	9	86	67.9
at Washington St.	01/14/2023	59-60 L	22-48	.458	10-27	.370	6-11	.545	7	16	23	31.1	14	13	6	3	3	60	67.5
Oregon St.	01/19/2023	67-46 W	14-41	.341	7-21	.333	11-15	.733	2	24	26	30.8	14	6	17	1	5	46	66.3
Oregon	01/21/2023	71-64 W	22-58	.379	10-30	.333	10-14	.714	11	23	34	31.0	13	11	13	2	8	64	66.2
Chicago St.	01/25/2023	72-65 W	22-55	.400	8-24	.333	13-17	.765	9	18	27	30.8	18	6	7	0	6	65	66.1
California	01/28/2023	75-46 W	17-56	.304	5-21	.238	7-13	.538	11	19	30	30.8	16	5	12	2	5	46	65.1
at Utah	02/02/2023	78-72 W	25-64	.391	12-34	.353	10-14	.714	16	17	33	30.9	18	20	8	0	10	72	65.5
at Colorado	02/05/2023	62-84 L	29-55	.527	9-19	.474	17-18	.944	10	28	38	31.2	13	14	13	5	5	84	66.3
Arizona St.	02/09/2023	65-69 L	27-65	.415	10-33	.303	5-10	.500	14	25	39	31.5	15	6	10	8	5	69	66.4
Arizona	02/11/2023	88-79 W	28-61	.459	14-35	.400	9-11	.818	9	17	26	31.3	19	17	11	2	6	79	66.9
at UCLA	02/16/2023	64-73 L	25-57	.439	7-22	.318	16-25	.640	13	19	32	31.3	14	13	7	4	5	73	67.1
<b>Total</b>		<b>1745</b>	<b>627-1429</b>	<b>.439</b>	<b>204-586</b>	<b>.348</b>	<b>287-397</b>	<b>.723</b>	<b>223</b>	<b>591</b>	<b>814</b>	<b>31.3</b>	<b>424</b>	<b>320</b>	<b>322</b>	<b>75</b>	<b>162</b>	<b>1745</b>	<b>67.1</b>
Stanford		1794	648-1453	.446	199-585	.340	299-428	.699	284	631	915	35.2	436	363	337	90	146	1794	69.0

**Opponents Averages**

Games Played	Points/game	FG Pct	3FG Pct	FT Pct	Rebounds/game	Assists/game	Turnovers/game	Assist/Turnover ratio	Steals/game	Blocks/game
26	67.1	43.9	34.8	72.3	31.3	12.3	12.4	1.0	6.2	2.9



## 2022-23 Stanford Men's Basketball Combined Team Statistics All games

### Game Records

Record	Overall	Home	Away	Neutral
ALL GAMES	11-15	8-5	1-6	2-4
CONFERENCE	5-10	4-4	1-6	0-0
NON-CONFERENCE	6-5	4-1	0-0	2-4

### Score by Periods

Team	1st	2nd	OT	TOT
Stanford	849	945	0	1794
Opponents	837	908	0	1745

### Team Box Score

No.	Player	Total			3-Point			F-Throw		Rebounds				PF		DQ		A		TO		BLK		STL		PTS		AVG	
		GP-GS	MIN	AVG	FG-FGA	FG%	3FG-3FGA	3FG%	FT-FTA	FT%	OFF	DEF	TOT	AVG	P	DQ	A	TO	BLK	STL	PTS	AVG							
14	JONES, Spencer	25-23	707:43	28.3	121-284	.426	53-140	.379	39-50	.780	50	68	118	4.7	60	2	24	31	27	27	334	13.4							
55	INGRAM, Harrison	26-25	706:08	27.2	93-234	.397	27-85	.318	42-74	.568	45	103	148	5.7	50	0	94	57	14	15	255	9.8							
13	JONES, Michael	26-5	674:05	25.9	77-183	.421	36-113	.319	60-78	.769	14	58	72	2.8	45	1	47	29	4	17	250	9.6							
42	RAYNAUD, Maxime	26-16	560:24	21.6	97-176	.551	9-33	.273	14-28	.500	54	105	159	6.1	49	0	19	41	17	13	217	8.3							
23	ANGEL, Brandon	26-25	648:35	24.9	72-161	.447	15-58	.259	46-55	.836	28	78	106	4.1	70	1	44	42	7	15	205	7.9							
22	KEEFE, James	17-9	325:20	19.1	36-60	.600	0-0	.000	24-44	.545	29	54	83	4.9	30	0	18	18	7	14	96	5.6							
5	O'CONNELL, Michael	26-21	631:39	24.3	47-117	.402	6-25	.240	37-47	.787	18	51	69	2.7	35	1	62	39	0	24	137	5.3							
10	MURRELL, Max	24-0	348:22	14.5	38-81	.469	24-51	.471	15-17	.882	9	34	43	1.8	31	0	10	15	13	7	115	4.8							
1	SILVA, Isa	25-5	347:41	13.9	34-80	.425	5-23	.217	18-27	.667	0	14	14	0.6	44	0	33	26	0	5	91	3.6							
11	AGARWAL, Ryan	16-0	124:09	7.8	20-40	.500	16-35	.457	1-3	.333	0	10	10	0.6	8	0	3	8	0	4	57	3.6							
3	MOSS, Jarvis	10-0	40:24	4.0	7-19	.368	5-12	.417	0-0	.000	1	9	10	1.0	4	0	1	2	1	1	19	1.9							
15	GEALER, Benny	11-0	57:10	5.2	4-8	.500	3-7	.429	2-2	1.000	1	4	5	0.5	6	0	6	9	0	3	13	1.2							
21	BEGOVICH, Neal	6-1	20:11	3.4	2-7	.286	0-2	.000	1-3	.333	2	2	4	0.7	3	0	2	1	0	1	5	0.8							
25	GIL-SILVA, Josue	3-0	04:50	1.6	0-1	.000	0-0	.000	0-0	.000	0	1	1	0.3	1	0	0	0	0	0	0	0.0							
2	YUAN, Roy	3-0	04:50	1.6	0-2	.000	0-1	.000	0-0	.000	0	0	0	0.0	0	0	0	0	0	0	0	0.0							
Team											33	40	73					19											
<b>Total</b>		<b>26</b>	<b>5201</b>		<b>648-1453</b>	<b>.446</b>	<b>199-585</b>	<b>.340</b>	<b>299-428</b>	<b>.699</b>	<b>284</b>	<b>631</b>	<b>915</b>	<b>35.2</b>	<b>436</b>	<b>5</b>	<b>363</b>	<b>337</b>	<b>90</b>	<b>146</b>	<b>1794</b>	<b>69.0</b>							
<b>Opponents</b>		<b>26</b>	<b>5200</b>		<b>627-1429</b>	<b>.439</b>	<b>204-586</b>	<b>.348</b>	<b>287-397</b>	<b>.723</b>	<b>223</b>	<b>591</b>	<b>814</b>	<b>31.3</b>	<b>424</b>	<b>6</b>	<b>320</b>	<b>322</b>	<b>75</b>	<b>162</b>	<b>1745</b>	<b>67.1</b>							

### Team Statistics

	STAN	OPP
<b>Scoring</b>	<b>1794</b>	<b>1745</b>
Points per game	69.0	67.1
Scoring margin	+1.9	-
<b>Field goals-att</b>	<b>648-1453</b>	<b>627-1429</b>
Field goal pct	.446	.439
<b>3 point fg-att</b>	<b>199-585</b>	<b>204-586</b>
3-point FG pct	.340	.348
3-pt FG made per game	7.7	7.8
<b>Free throws-att</b>	<b>299-428</b>	<b>287-397</b>
Free throw pct	.699	.723
F-Throws made per game	11.5	11.0
<b>Rebounds</b>	<b>915</b>	<b>814</b>
Rebounds per game	35.2	31.3
Rebounding margin	+3.9	-
<b>Assists</b>	<b>363</b>	<b>320</b>
Assists per game	14.0	12.3
<b>Turnovers</b>	<b>337</b>	<b>322</b>
Turnovers per game	13.0	12.4
Turnover margin	-0.6	-
Assist/turnover ratio	1.1	1.0
<b>Steals</b>	<b>146</b>	<b>162</b>
Steals per game	5.6	6.2
<b>Blocks</b>	<b>90</b>	<b>75</b>
Blocks per game	3.5	2.9
<b>Winning streak</b>	<b>0</b>	<b>-</b>
Home win streak	1	-
<b>Attendance</b>	<b>45497</b>	<b>44707</b>
Home games-Avg/Game	13-3500	7-6387
Neutral site-Avg/Game	-	6-4541

### Team Results

Date	Opponent	Score	Att.
11/07/2022	Pacific	W 88-78	3380
11/11/2022	vs Wisconsin	L 50-60	17927
11/15/2022	San Diego St.	L 62-74	3945
11/18/2022	Cal Poly	W 80-43	2263
11/24/2022	vs Ole Miss	L 68-72	1211
11/25/2022	vs Florida St.	W 70-60	1108
11/27/2022	vs Memphis	L 48-56	1014
12/01/2022	UCLA	L 66-80	4848
12/04/2022	at Arizona St.	L 64-68	7243
12/16/2022	Green Bay	W 85-40	2583
12/18/2022	vs Texas	L 62-72	4700
12/22/2022	vs Loyola Chicago	W 75-62	1287
12/29/2022	Colorado	L 70-73	2640
12/31/2022	Utah	L 66-71	2759
01/06/2023	at California	L 70-92	3649
01/12/2023	at Washington	L 69-86	5692
01/14/2023	at Washington St.	L 59-60	3590
01/19/2023	Oregon St.	W 67-46	2782
01/21/2023	Oregon	W 71-64	3542
01/25/2023	Chicago St.	W 72-65	2406
01/28/2023	California	W 75-46	5113
02/02/2023	at Utah	W 78-72	7318
02/05/2023	at Colorado	L 62-84	6974
02/09/2023	Arizona St.	L 65-69	3923
02/11/2023	Arizona	W 88-79	5313
02/16/2023	at UCLA	L 64-73	10241







**2022-23 Stanford Men's Basketball  
Combined Team Statistics  
In Conference games**

**Game Records**

Record	Overall	Home	Away	Neutral
ALL GAMES	5-10	4-4	1-6	0-0
CONFERENCE	5-10	4-4	1-6	0-0
NON-CONFERENCE	0-0	0-0	0-0	0-0

**Score by Periods**

Team	1st	2nd	OT	TOT
Stanford	504	530	0	1034
Opponents	521	542	0	1063

**Team Box Score**

No.	Player	Total			3-Point		F-Throw		Rebounds				Other									
		GP-GS	MIN	AVG	FG-FGA	FG%	3FG-3FGA	3FG%	FT-FTA	FT%	OFF	DEF	TOT	AVG	PF	DQ	A	TO	BLK	STL	PTS	AVG
14	JONES, Spencer	15-15	442:07	29.5	80-175	.457	35-87	.402	30-38	.789	33	42	75	5.0	41	2	14	16	11	18	225	15.0
13	JONES, Michael	15-2	390:22	26.0	46-102	.451	25-62	.403	27-34	.794	10	32	42	2.8	25	1	27	19	1	8	144	9.6
55	INGRAM, Harrison	15-14	409:04	27.3	56-144	.389	15-53	.283	13-31	.419	31	60	91	6.1	26	0	61	31	7	11	140	9.3
42	RAYNAUD, Maxime	15-13	349:52	23.3	62-112	.554	4-21	.190	5-13	.385	34	58	92	6.1	34	0	13	24	7	10	133	8.9
23	ANGEL, Brandon	15-14	379:32	25.3	42-90	.467	8-29	.276	25-31	.806	15	45	60	4.0	41	1	28	25	3	11	117	7.8
5	O'CONNELL, Michael	15-14	391:54	26.1	29-76	.382	5-16	.313	18-26	.692	11	24	35	2.3	20	1	39	20	0	16	81	5.4
10	MURRELL, Max	13-0	196:23	15.1	22-50	.440	15-34	.441	4-4	1.000	4	15	19	1.5	19	0	4	9	8	2	63	4.8
1	SILVA, Isa	14-1	196:03	14.0	23-50	.460	4-13	.308	11-18	.611	0	6	6	0.4	23	0	20	14	0	0	61	4.4
22	KEEFE, James	7-1	121:33	17.4	10-23	.435	0-0	.000	9-13	.692	14	18	32	4.6	9	0	7	1	4	4	29	4.1
11	AGARWAL, Ryan	9-0	66:09	7.4	12-25	.480	10-23	.435	1-2	.500	0	5	5	0.6	4	0	1	4	0	1	35	3.9
3	MOSS, Jarvis	6-0	12:31	2.1	1-4	.250	1-3	.333	0-0	.000	0	4	4	0.7	3	0	0	2	1	1	3	0.5
21	BEGOVICH, Neal	4-1	09:45	2.4	0-1	.000	0-0	.000	1-3	.333	2	1	3	0.8	2	0	0	1	0	0	1	0.3
15	GEALER, Benny	8-0	30:13	3.8	0-3	.000	0-3	.000	2-2	1.000	0	1	1	0.1	3	0	1	4	0	2	2	0.3
25	GIL-SILVA, Josue	2-0	03:00	1.5	0-1	.000	0-0	.000	0-0	.000	0	1	1	0.5	0	0	0	0	0	0	0	0.0
2	YUAN, Roy	2-0	03:00	1.5	0-1	.000	0-1	.000	0-0	.000	0	0	0	0.0	0	0	0	0	0	0	0	0.0
Team											17	24	41				11					
<b>Total</b>		<b>15</b>	<b>3001</b>		<b>383-857</b>	<b>.447</b>	<b>122-345</b>	<b>.354</b>	<b>146-215</b>	<b>.679</b>	<b>171</b>	<b>336</b>	<b>507</b>	<b>33.8</b>	<b>250</b>	<b>5</b>	<b>215</b>	<b>181</b>	<b>42</b>	<b>84</b>	<b>1034</b>	<b>68.9</b>
<b>Opponents</b>		<b>15</b>	<b>3000</b>		<b>381-825</b>	<b>.462</b>	<b>131-354</b>	<b>.370</b>	<b>170-232</b>	<b>.733</b>	<b>139</b>	<b>341</b>	<b>480</b>	<b>32.0</b>	<b>229</b>	<b>5</b>	<b>195</b>	<b>184</b>	<b>47</b>	<b>88</b>	<b>1063</b>	<b>70.9</b>

**Team Statistics**

	STAN	OPP
<b>Scoring</b>	<b>1034</b>	<b>1063</b>
Points per game	68.9	70.9
Scoring margin	-1.9	-
<b>Field goals-att</b>	<b>383-857</b>	<b>381-825</b>
Field goal pct	.447	.462
<b>3 point fg-att</b>	<b>122-345</b>	<b>131-354</b>
3-point FG pct	.354	.370
3-pt FG made per game	8.1	8.7
<b>Free throws-att</b>	<b>146-215</b>	<b>170-232</b>
Free throw pct	.679	.733
F-Throws made per game	9.7	11.3
<b>Rebounds</b>	<b>507</b>	<b>480</b>
Rebounds per game	33.8	32.0
Rebounding margin	+1.8	-
<b>Assists</b>	<b>215</b>	<b>195</b>
Assists per game	14.3	13.0
<b>Turnovers</b>	<b>181</b>	<b>184</b>
Turnovers per game	12.1	12.3
Turnover margin	+0.2	-
Assist/turnover ratio	1.2	1.1
<b>Steals</b>	<b>84</b>	<b>88</b>
Steals per game	5.6	5.9
<b>Blocks</b>	<b>42</b>	<b>47</b>
Blocks per game	2.8	3.1
<b>Winning streak</b>	<b>0</b>	<b>-</b>
Home win streak	1	-
<b>Attendance</b>	<b>30920</b>	<b>44707</b>
Home games-Avg/Game	8-3865	7-6387
Neutral site-Avg/Game	-	0-0

**Team Results**

Date	Opponent		Score	Att.
12/01/2022	UCLA	L	66-80	4848
12/04/2022	at Arizona St.	L	64-68	7243
12/29/2022	Colorado	L	70-73	2640
12/31/2022	Utah	L	66-71	2759
01/06/2023	at California	L	70-92	3649
01/12/2023	at Washington	L	69-86	5692
01/14/2023	at Washington St.	L	59-60	3590
01/19/2023	Oregon St.	W	67-46	2782
01/21/2023	Oregon	W	71-64	3542
01/28/2023	California	W	75-46	5113
02/02/2023	at Utah	W	78-72	7318
02/05/2023	at Colorado	L	62-84	6974
02/09/2023	Arizona St.	L	65-69	3923
02/11/2023	Arizona	W	88-79	5313
02/16/2023	at UCLA	L	64-73	10241





**1** **Isa Silva**

G • 6-4 • 190 • So.  
Sacramento, Calif.  
Jesuit



**2** **Roy Yuan**

G • 6-1 • 170 • Sr.  
San Jose, Calif.  
Saint Francis



**3** **Jarvis Moss**

G • 6-4 • 200 • So.  
Concord, N.C.  
Cannon School



**5** **Michael O'Connell**

G • 6-2 • 195 • Jr.  
Mineola, N.Y.  
Blair Academy (N.J.)



**10** **Max Murrell**

F • 6-9 • 225 • Jr.  
Omaha, Neb.  
Millard North



**11** **Ryan Agarwal**

G • 6-6 • 190 • Fr.  
Coppell, Texas  
Coppell



**13** **Michael Jones**

G • 6-5 • 205 • Gr.  
Woodbury, Minn.  
Davidson



**14** **Spencer Jones**

F • 6-7 • 225 • Sr.  
Roeland Park, Kan.  
Bishop Miege



**15** **Benny Gealer**

G • 6-1 • 160 • Fr.  
Palos Verdes Estates, Calif.  
Rolling Hills Prep



**21** **Neal Begovich**

F • 6-9 • 230 • R-Jr.  
San Francisco, Calif.  
St. Ignatius College Prep



**22** **James Keefe**

F • 6-9 • 240 • Sr.  
Los Angeles, Calif.  
Loyola




**23** **Brandon Angel**

F • 6-8 • 240 • Jr.  
San Diego, Calif.  
Torrey Pines



**24** **Jaylen Thompson**

F • 6-8 • 195 • Fr.  
Oakland, Calif.  
Southern CA Academy



**25** **Josue Gil-Silva**

G • 6-1 • 185 • Sr.  
Salinas, Calif.  
Alisal



**42** **Maxime Raynaud**

F • 7-1 • 250 • So.  
Paris, France  
Lycee Henri IV



**55** **Harrison Ingram**

F • 6-7 • 230 • So.  
Dallas, Texas  
St. Mark's



**Jerod Haase**

Anne and Tony  
Joseph Director of  
Men's Basketball



**Jesse Pruitt**

James C. Gaither  
Assistant Men's  
Basketball Coach



**Rob Ehsan**

Oscar da Silva  
Assistant Men's  
Basketball Coach



**Brandon Dunson**

Assistant Coach




**David Berkun**

Assistant Athletics  
Director, Men's  
Basketball



**Nate Britt II**

Director of Player  
Development



**Michael Chatman**

Sports Performance  
Coach



**Jack Frost**

Assistant to the  
Head Coach



**Dominic Vincentini**

Associate Athletic  
Trainer



**Michael Reutt**

Assitant Director,  
Basketball  
Operations