

**STANFORD ATHLETICS
MEDIA RELATIONS**641 East Campus Drive
Stanford, CA 94305
(650) 723-4418 phone
(650) 725-2957 fax
www.gostanford.com

DATE	OPPONENT	TIME/RESULT	TV
NOVEMBER			
15 MON	San Diego	W, 64-48	-
18 THU	Virginia	W, 81-60	FSN
21 SUN	Arkansas-Pine Bluff	W, 92-49	-
25 THU	Murray State (1)	L, 55-52	ESPNU
26 FRI	Tulsa (1)	L, 65-53	ESPNU
28 SUN	DePaul (1)	W, 81-74 (OT)	-
DECEMBER			
12 SUN	UC Riverside	W, 55-48	-
15 WED	North Carolina A&T	W, 76-59	-
18 SAT	at Butler	L, 83-50	CBS
21 TUE	at Oklahoma State (2)	L, 79-68	ESPNU
28 TUE	Yale	W, 60-44	CSNBA
JANUARY			
2 SUN	• California	W, 82-68	CSNBA
6 THU	• at Arizona State	W, 55-41	FSNAZ
9 SUN	• at Arizona	L, 67-57	CSNCA/ FSNAZ
13 THU	• No. 17/18 Washington	W, 58-56	-
15 SAT	• Washington State	L, 61-58	-
20 THU	• at USC	L, 65-42	-
22 SAT	• at UCLA	L, 68-57	CBS
27 THU	• Oregon	L, 67-59	-
29 SAT	• Oregon State	W, 70-56	CSNBA
FEBRUARY			
3 THU	• No. 21/22 Arizona	L, 78-69	FSNAZ
5 SAT	• Arizona State	W, 83-75	FSN
10 THU	• at Washington State	W, 75-62	-
12 SAT	• at Washington	L, 87-76	CSNBA/ FSNNW
17 THU	• UCLA	L, 69-65	FSN
19 SAT	• USC	L, 69-53	CSNBA/ FS West
24 THU	• at Oregon State	L, 87-80	FSNNW
26 SAT	• at Oregon	W, 88-71	CSN NW
MARCH			
1 TUE	Seattle	W, 77-66	-
5 SAT	• at California	L, 74-55	CSNCA
9 WED	Oregon State (3)	L, 69-67	FSN

• Pac-10 game
Bold indicates home game at Maples Pavilion

- (1) 76 Classic - Anaheim, CA
- (2) Big 12/Pac-10 Hardwood Series - campus sites
- (3) Pac-10 Tournament - Los Angeles, CA
- FSN - Fox Sports Net
- CSNBA - Comcast SportsNet Bay Area
- CSNCA - Comcast SportsNet California
- FSNAZ - Fox Sports Net Arizona
- FSNNW - Fox Sports Net Northwest
- FS West - Fox Sports West
- CSNNW - Comcast SportsNet Northwest

2010-11 Final Record: 15-16

2010-11 Pac-10 Record: 7-11 (T7th)

2010-11 Pac-10 Tournament Finish: 0-1
 (lost to Oregon State 69-67 on Mar. 9 at Los Angeles, CA)

The Opening Tip
 Stanford closed out the 2010-11 campaign at 15-16 overall while tying for seventh place in league play at 7-11. Fielding a team without a senior for the first time in school history, the Cardinal experienced the inconsistencies associated with a roster in which underclassmen accounted for 10 of the 15 spots. Despite being predicted to finish ninth in the Pac-10, Stanford surpassed its win total from the previous season while its overall record dipped below the .500 mark only twice.

Awards Banquet Concludes 2010-11
 Jeremy Green and Josh Owens each walked away with four awards, highlighting Stanford's annual awards banquet. Green earned the Hank Luisetti MVP award, capping a season in which he was named to the All-Pac-10 First Team. Owens was named the Most Inspirational Player, leading the Cardinal in rebounding and ranking second in scoring in his return to the hardwood after redshirting the previous year. Andrew Zimmermann was the third recipient of the Captains award. Jarrett Mann captured a pair of honors, receiving the Roy Young Toughness award and the Best Defensive Player award for the second straight season. Josh Huestis snagged the Most Improved Player award, while fellow rookies Anthony Brown and Dwight Powell shared the Howie Dallmar Coaches award. Statistical awards included the following: scoring (Jeremy Green- 16.7 ppg), rebounding (Josh Owens- 6.5 rpg), three-point field goal percentage (Jeremy Green- 42.9), field goal percentage (Josh Owens- 58.0), assists (Jarrett Mann- 4.2 apg) and free throw percentage (Aaron Bright- 88.9). Meanwhile, John Gage was recognized for attaining the team's highest GPA.

2010-11 STANFORD CARDINAL

Name	Pos.	Ht.	Wt.	Yr.	Hometown (Last School)	PPG	RPG
2) Aaron Bright	G	5-11	175	Fr.	Bellevue, WA (Bellevue HS)	5.1	0.9
3) Anthony Brown	G/F	6-6	200	Fr.	Huntington Beach, CA (Ocean View HS)	8.7	3.2
4) Stefan Nastic	C	6-11	225	Fr.	Thornhill, Ontario, Canada (Thornhill Secondary School)	3.0	3.6
10) Robbie Lemons	G	6-3	193	Fr.	Carmichael, CA (Sacramento Country Day HS)	0.6	0.3
11) Andy Brown	F	6-7	218	Fr.	Yorba Linda, CA (Mater Dei HS)	--	--
13) Josh Owens	F/C	6-8	230	Jr.	Kennesaw, GA (Phillips Exeter Academy)	11.6	6.5
22) Jarrett Mann	G	6-4	190	Jr.	Middletown, DE (Blair Academy HS)	4.9	3.2
23) Gabriel Harris	G	6-2	190	So.	Birmingham, AL (The Altamont School)	1.4	0.6
24) Josh Huestis	F	6-7	223	Fr.	Great Falls, MT (C.M. Russell HS)	2.3	2.0
32) Chris Barnum	G	6-1	175	Fr.	Los Angeles, CA (Harvard-Westlake HS)	0.0	1.0
33) Dwight Powell	F	6-9	227	Fr.	Toronto, Ontario, Canada (IMG Academy)	8.1	5.2
34) Andrew Zimmermann	F	6-8	230	Jr.	Oostburg, WI (Foothill College)	2.8	2.4
40) John Gage	F/C	6-9	220	Fr.	Vashon Island, WA (Vashon Island HS)	3.8	1.3
45) Jeremy Green	G	6-4	198	Jr.	Austin, TX (Bowie HS)	16.7	3.4
50) Jack Trotter	F/C	6-9	230	Jr.	Moraga, CA (Campolindo HS)	3.2	3.4

Head Coach: Johnny Dawkins (Duke, 1986) - 3rd season
Associate Head Coach: Dick Davey (Pacific, 1964) - 3rd season
Assistant Coach: Rodney Tention (San Francisco, 1988) - 3rd season
Assistant Coach: Mike Schrage (Indiana, 1998) - 3rd season
Asst. A.D./Dir. of Operations: Jeff LaMere (Duke, 1994) - 3rd season
Dir. Student-Athlete Dvlpt/Ext. Rel.: Charles Payne (Florida International, 1989) - 3rd season
Athletic Trainer: Tomoo Yamada (Bridgewater State, 1998) - 9th season
Sports Performance Coach: Keith D'Amelio (Arizona State, 2001) - 2nd season
Managers: Billy Boidock, Anthony Clarke, Dominic Delfino, Brandon Jackson
Office Interns: Brian Eskildsen, Dwight Perry

**The Anne and Tony Joseph
Director of Men's Basketball Johnny Dawkins
Overall Record: 49-48 (3 seasons)
Record at Stanford: 49-48 (3 seasons)**

In his first three seasons as a head coach at any level, Johnny Dawkins has continued to make an impact on one of college basketball's most accomplished programs.

Dawkins' contributions since arriving on The Farm have come in the form of team and individual successes. One year after leading Stanford to its 20th 20-win season in school history, Dawkins oversaw Landry Fields' progression from key reserve to all-league performer and eventual NBA Draft pick.

Dawkins has also made noticeable strides off the court, as evidenced by the addition of a top-20 recruiting class last year and the recent signing of Gatorade Illinois Player of the Year Chasson Randle.

The Cardinal wrapped up this past season at 15-16. Fielding a team without a senior for the first time in school history, Dawkins put his rookies in a position to excel, with Anthony Brown and Dwight Powell earning Pac-10 All-Freshman Team honors. In fact, Stanford was represented with four all-league picks.

Stanford finished 14-18 overall during the 2009-10 campaign in Dawkins' second season at the helm. Despite multiple injuries, lack of depth and a projected last-place conference finish in the preseason media poll, the Cardinal reached the Pac-10 Tournament semifinals. An impressive feat considering Stanford's roster featured only seven true scholarship players, two returning starters and six walk-ons.

Under Dawkins' guidance, Fields produced one of the most memorable seasons in school history, earning All-Pac-10 First Team honors after leading the conference in scoring, minutes played, 20-point games and double-doubles while finishing second in rebounding. Fields scored in double-figures in all 32 games and his 704 points signaled the third-best total in school history. He was chosen in the second round of the 2010 NBA Draft, as the 39th overall pick by the New York Knicks. Fields became the 31st NBA/ABA Draft choice in program history and first since Brook Lopez and Robin Lopez were taken 10th and 15th overall, respectively, in 2008.

During his rookie season in 2008-09, Dawkins led Stanford to a 20-14 ledger and reached the CBI semifinals, extending the program's lengthy streaks of consecutive winning seasons (16) and postseason appearances (16). In addition to surpassing Robert Burnett as the winningest first-year head coach in school history, Dawkins ranked third in victories among the 21 first-year head coaches in Division I with no prior college head coaching experience.

Dawkins, 47, became Stanford's 17th head coach on Apr. 28, 2009, after completing 11 years as a member of the Duke coaching staff. For the previous nine seasons (2000-08), Dawkins served as Duke's associate head coach and began his coaching career as an assistant in 1998-99. During Dawkins' 11 years as a coach at Duke, the Blue Devils won a national championship in 2001, six ACC regular season championships and seven ACC Tournament titles.

Dawkins finished his career in 1986 as the school's all-time leading scorer. Dawkins was a two-time first team All-ACC performer in 1985 and 1986 as well as the school's first consensus two-time, first team All-American. During his senior year, he was tabbed ACC Tournament MVP while also becoming the first Naismith Player of the Year recipient in school history.

Stanford Falls In Pac-10 Tournament Play-In Game

Participating in the tourney's play-in round for just the second time in school history, eighth-seeded Stanford dropped a 69-67 decision to ninth-seeded Oregon State. Jared Cunningham scored 24 points, including 15-20 free throws, as Oregon State won the rebounding battle 42-41 and cashed in from the charity stripe by making 25-35 attempts. Jeremy Green scored a game-best 25 points, with 20 of those coming after halftime. The Cardinal was victimized by a cold-shooting first half, shooting just 4-34 (11.8 percent) from the field. Stanford was 19-28 from the foul line and 8-24 from three-point territory.

Green Tabbed All-Pac-10 First Team, One Of Four Selections

Jeremy Green earned a spot on the 10-member All-Pac-10 First Team while Josh Owens received Honorable Mention recognition, highlighting Stanford's selections. Rookies Anthony Brown and Dwight Powell were named to the All-Freshman Team, giving Stanford four all-league selections for the first time since 2008, when Anthony Goods, Mitch Johnson, Brook Lopez and Robin Lopez were honored by the conference. A three-time All-Pac-10 performer, Green was named to the First Team for the first time in his career after earning Second Team honors last year and Freshman Team accolades in 2009. Owens became an all-league pick for the first time in his career.

Stanford Leads Pac-10 With Three All-Academic Picks

Juniors Josh Owens, Jack Trotter and Andrew Zimmermann were named to the Pac-10 All-Academic team. For the second consecutive season, Stanford had the most selections (3) of any Pac-10 school. Trotter was named to the First Team, Owens was appointed to the Second Team and Zimmermann earned Honorable Mention accolades. To be eligible for selection to the academic team, a student-athlete must have a minimum 3.0 overall grade-point average and be either a starter or significant contributor. Trotter is a two-time recipient, also earning Second Team honors last year. Owens and Zimmermann were honored for the first time in their careers.

Breaking Down The Roster

Five upperclassmen (juniors Jeremy Green, Jarrett Mann, Josh Owens, Jack Trotter, Andrew Zimmermann) represented Stanford's veteran core for the 2010-11 season. Green, Owens and Zimmermann were named tri-captains by head coach Johnny Dawkins. Gabriel Harris was the only true sophomore on the roster while redshirt freshman Andy Brown was unavailable after sustaining a third ACL injury to the same knee. Otherwise, Stanford's roster featured eight true freshmen (six scholarship, two walk-ons).

Home Sweet Home

Stanford is 51-16 in its last 67 home games dating back to the start of the 2007-08 campaign that ended in an NCAA Sweet 16 appearance. Stanford was 11-5 at home this year, representing the 18th straight year reaching the 10-win mark at Maples Pavilion.

Season Scoring

For the 10th straight year, a different player led Stanford in scoring. Jeremy Green closed out the year with a team-best 16.7 points per game, following Landry Fields (22.0 ppg in 2009-10), Anthony Goods (16.2 ppg in 2008-09), Brook Lopez (19.3 ppg in 2007-08), Lawrence Hill (15.7 ppg in 2006-07), Matt Haryasz (16.2 ppg in 2005-06), Dan Grunfeld (17.9 ppg in 2004-05), Josh Childress (15.7 ppg in 2003-04), Julius Barnes (16.0 ppg in 2002-03) and Casey Jacobsen (21.9 ppg in 2001-02).

In The Pac-10 Rankings

Through the first week of February, Stanford's defense led the Pac-10 and ranked among the nation's top-25. Here is a quick glimpse at the Cardinal's other final Pac-10 rankings:

SCORING DEFENSE	REBOUNDING DEFENSE	3-PT. FIELD GOAL PCT.
1) USC 62.7	1) Arizona 30.7	1) Arizona 39.7
2) Stanford 65.2	2) Stanford 32.5	2) Washington 37.1
3) UCLA 66.3	3) UCLA 32.7	3) Stanford 35.6
4) Arizona State 66.9	4) California 32.8	4) USC 35.4
5) Washington State 67.4	5) USC 33.0	5) Washington State 35.1

POINTS PER GAME	FIELD GOAL PCT.	ASSISTS PER GAME
1) Thompson (WSU) 21.6	1) Motum (WSU) 59.9	1) Thomas (WASH) 6.1
2) Williams (ARIZ) 19.5	2) Williams (ARIZ) 59.5	2) Gutierrez (CAL) 4.5
3) Vucevic (USC) 17.1	3) Sanders-Frison (CAL) 58.9	3) Armstead (ORE) 4.4
4) Thomas (WASH) 16.8	4) Owens (STAN) 58.0	4) Mann (STAN) 4.2
5) Green (STAN) 16.7		
	3-PT FIELD GOAL PCT.	3-PT FIELD GOALS MADE
	1) Williams (ARIZ) 56.8	1) Thompson (WSU) 2.9
	2) Mayes (ARIZ) 45.3	2) Green (STAN) 2.8
	3) Suggs (WASH) 45.0	3) Kuksiks (ASU) 2.6
	4) Green (STAN) 42.9	Abbott (ASU) 2.6

2010-11 STANFORD TEAM HIGHS

Points	92, vs. Ark.-Pine Bluff (11-21-10)
FG made	32, at Oregon (2-26-11)
FG att.	66, vs. NC A&T (12-15-10)
FG%	59.3, at Oregon (2-26-11)
3-pt. FG made	13, 2x, last at Oregon St. (2-24-11)
3-pt. FG att.	25, 3x, last at Oregon St. (2-24-11)
FT made	26, vs. Ark.-Pine Bluff (11-21-10)
FT att.	39, vs. Ark.-Pine Bluff (11-21-10)
Rebounds	49, vs. Ark.-Pine Bluff (11-21-10)
Assists	20, 2x, last at Oregon State (2-24-11)
Steals	10, 2x, last vs. Oregon (1-27-11)
Blocks	8, 3x, last vs. Seattle (3-1-11)
Fewest Turnovers	8, vs. Arizona (2-3-11)
Fewest Fouls	13, vs. NC A&T (12-15-10)
First Half pts.	45, at Washington State (2-10-11)
Second Half pts.	57, vs. Ark.-Pine Bluff (11-21-10)
Winning Streak	3, 3x

2010-11 STANFORD TEAM LOWS

Points	42, at USC (1-20-11)
FG made	14, at USC (1-20-11)
FG att.	43, vs. Seattle (3-1-11)
FG%	22.2, at USC (1-20-11)
3-pt. FG made	2, 3x, last vs. Washington (1-13-11)
3-pt. FG att.	10, at Arizona State (1-6-11)
FT made	6, vs. Virginia (11-18-10)
FT att.	11, vs. Washington State (1-15-11)
Rebounds	23, at Oregon State (2-24-11)
Assists	3, vs. Washington (1-13-11)
Steals	2, 5x, last at Oregon (2-26-11)
Blocks	1, 6x, last at Oregon State (2-24-11)
Most Turnovers	21, vs. Seattle (3-1-11)
Most Fouls	26, at Oklahoma State (12-21-10)
First Half pts.	16, vs. Tulsa (11-26-10)
Second Half pts.	20, at USC (1-20-11)
Losing Streak	4, 2x

2010-11 OPPONENT TEAM HIGHS

Points	87, 2x, last at Oregon State (2-24-11)
FG made	32, at Oregon State (2-24-11)
FG att.	71, vs. Seattle (3-1-11)
FG%	61.5, at Oregon State (2-24-11)
3-pt. FG made	11, at Oklahoma State (12-21-10)
3-pt. FG att.	29, at Washington (2-12-11)
FT made	26, at Oklahoma State (12-21-10)
FT att.	35, 2x, last vs. Oregon State (3-9-11)
Rebounds	42, 2x, last vs. Oregon State (3-9-11)
Assists	19, at Oregon State (2-24-11)
Steals	11, 3x, last vs. Seattle (3-1-11)
Blocks	8, at USC (1-20-11)
Fewest Turnovers	8, 2x, at UCLA (1-22-11)
Fewest Fouls	11, at Oregon State (2-24-11)
First Half pts.	48, at Washington (2-12-11)
Second Half pts.	52, at Oregon State (2-24-11)

2010-11 OPPONENT TEAM LOWS


Points	41, at Arizona State (1-6-11)
FG made	13, vs. Yale (12-28-10)
FG att.	41, vs. Yale (12-28-10)
FG%	30.5, vs. Oregon State (1-29-11)
3-pt. FG made	1, 2x, last at California (3-5-11)
3-pt. FG att.	8, vs. Murray State (11-25-10)
FT made	3, vs. NC A&T (12-15-10)
FT att.	8, 2x, last vs. NC A&T (12-15-10)
Rebounds	21, at Oregon (2-26-11)
Assists	5, vs. Oregon State (1-29-11)
Steals	2, vs. NC A&T (12-15-10)
Blocks	0, 2x, last vs. Oregon (1-27-11)
Most Turnovers	24, vs. Ark.-Pine Bluff (11-21-10)
Most Fouls	26, vs. Ark.-Pine Bluff (11-21-10)
First Half pts.	14, vs. UC Riverside (12-12-10)
Second Half pts.	17, vs. Yale (12-28-10)

2010-11 MEDIA GUIDE AVAILABLE ONLINE

The 2010-11 Stanford men's basketball media guide is available online at www.gostanford.com, with several new features enhancing this year's publication. This year's media guide exists in full color, with video clips of student-athletes and members of the coaching staff featured throughout the guide, resulting in a unique interactive experience for viewers. The publication can be downloaded, printed or shared on a variety of social networks. This year's media guide was not printed.

The media guide can be accessed from the following points on the website:

- In the "Cardinal Clips" section of the men's basketball home page, within the 2010-11 tab.
- In the "Quick Links" section of the home page, by clicking on the "Athletics Publications" tab.

**Freshman Class Production Leads Pac-10**

During the second half of Stanford's contest against USC back on Feb. 19, head coach Johnny Dawkins employed an all-freshman lineup for the first time this year. No worries there, as Stanford received more production from its rookies in 2010-11 than any other Pac-10 squad. Stanford's 2010-11 roster included eight true freshmen, highlighted by a six-player, top-20 national recruiting class featuring Aaron Bright, Anthony Brown, John Gage, Josh Huestis, Stefan Nastic and Dwight Powell. Every player with the exception of Nastic, who played in five games before suffering a season-ending injury, participated in at least 20 games.

Starts Made By Freshmen	Percentage Of Minutes Played By Freshmen	Percentage of Team Scoring By Freshmen
Stanford 47	Stanford 41.7	Stanford 40.3
California *45	California 32.7	California 32.4
Oregon State 41	Arizona State 28.9	Oregon State 30.1
USC 35	Oregon State 28.5	USC 25.7
Arizona State 28	USC 28.0	Arizona State 22.7
UCLA 28	UCLA 20.2	UCLA 19.6
Oregon 16	Washington 16.2	Washington 18.8
Washington 10	Oregon 10.2	Oregon 7.0
Arizona 0	Arizona 7.5	Arizona 6.7
Washington State 0	Washington State 7.4	Washington State 4.9

* NOTE: 11 of California's 45 starts were made by Gary Franklin, who left the team in early January.

Rookies Make History Along The Way

For the first time in school history, two Stanford freshmen (Anthony Brown, Dwight Powell) were awarded at-large spots on the Pac-10 All-Freshman Team. The 2001 and 2002 Pac-10 All-Freshman squads featured two Cardinal rookies, but only with Honorable Mention status. Even the school's freshman record book required some rewriting. Anthony Brown's 42 three-pointers rank third, behind Casey Jacobsen (74) and Jeremy Green (47). Dwight Powell's 26 starts tie John Revelli for the third-most in school history among rookies, trailing only Robin Lopez (31) and Brevin Knight (28). Meanwhile, Powell's 5.2 rebounds per game clip ranks sixth. Aaron Bright's 61 assists were good for the sixth-best total all-time among freshmen.

Season Marked By Defensive Improvement

Stanford allowed 65.2 points per game, a figure that ranked second in the Pac-10 behind USC and 88th in the nation. The lower percentage represented a difference from the last two seasons in which opponents averaged 69.9 and 68.8 points per game, respectively. Stanford held five opponents to less than 50 points, a feat the Cardinal had accomplished only once during head coach Johnny Dawkins' first two seasons combined.

It's A Known Fact: "D" Stops "O"

Strong defensive play proved to be the difference in Stanford's signature win of the year (and arguably over the last three seasons): a 58-56 upset of No. 17/18 Washington on Jan. 13. The Huskies entered that game boasting a high-octane offense that was averaging 88.9 points per game while shooting 49.1 percent overall. Meanwhile, Stanford's early-season success was due to a stout defense allowing only 60.0 points per game. In a classic "offense vs. defense" battle, Stanford prevailed 58-56. In addition to being held almost 30 points below its average, Washington's 56 points and 36.2 percent shooting were season-lows and the Huskies committed 15 turnovers. Josh Owens led three Cardinal players in double figures with 14 points while Stanford was 14-21 from the charity stripe.

Notable Home/Road Splits

Anytime you feature a roster of primarily underclassmen, it's understandable the squad might struggle on the road while getting a boost from playing at home. One statistical oddity is that Stanford's free throw percentage was nearly seven points higher away from Maples Pavilion.

Home (16 gms)	FG%	3FG%	FT%	RPG	PPG
Stanford	44.6 (386-865)	38.4 (116-302)	62.9 (214-340)	35.4	68.9
Away/Neutral (15)	FG%	3FG%	FT%	RPG	PPG
Stanford	41.4 (336-811)	32.3 (82-254)	69.2 (202-292)	32.6	63.7

STANFORD'S RECORD WHEN...	
Leading at Halftime	14-4
Trailing at Halftime	1-11
Tied at Halftime	0-1
vs. Top-25 Opponents	1-1
More Field Goals Than Opponent	11-3
Fewer Field Goals Than Opponent	1-11
Field Goals Are Equal	3-2
Better Field Goal Percentage	13-3
Lesser Field Goal Percentage	2-12
Field Goal Percentage Is Equal	0-1
More Rebounds Than Opponent	12-6
Fewer Rebounds Than Opponent	3-10
Same Rebound Total	0-0
More Free Throws Made Than Opponent	11-3
Fewer Free Throws Made Than Opponent	3-12
Same Free Throw Total	1-1
More 3-Ptrs. Made Than Opponent	10-7
Fewer 3-Ptrs. Made Than Opponent	5-7
Same 3-Ptr. Total	0-2
More Turnovers Than Opponent	7-8
Fewer Turnovers Than Opponent	8-7
Same Turnover Total	0-1
Games Decided by 3 pts. or less	1-3
Games Decided by 5 pts. or less	1-4
Games Decided by 10 pts. or less	4-8
Games Decided by 20 pts. or more	2-2
Games Following a Loss	6-9
Leading with 5 minutes to play	14-4
Trailing with 5 minutes to play	1-11
Tied with 5 minutes to play	0-1
Scoring under 50 pts.	0-1
Scoring at least 50 pts.	15-15
Scoring at least 60 pts.	12-6
Scoring at least 70 pts.	10-2
Scoring at least 80 pts.	6-1
Scoring at least 90 pts.	1-0
Playing on Monday	1-0
Playing on Tuesday	2-1
Playing on Wednesday	1-1
Playing on Thursday	4-6
Playing on Friday	0-1
Playing on Saturday	3-6
Playing on Sunday	4-1
In November	4-2
In December	3-2
In January	4-5
In February	3-5
In March	1-2
vs. WCC	1-0
vs. ACC	1-0
vs. SWAC	1-0
vs. Ohio Valley	0-1
vs. Conference USA	0-1
vs. Big East	1-0
vs. Big West	1-0
vs. MEAC	1-0
vs. Horizon	0-1
vs. Big 12	0-1
vs. Ivy League	1-0
vs. Independent	1-0

Green Climbs Three-Point Charts

After breaking Casey Jacobsen's single-season record for three-pointers made (93) as a sophomore, Jeremy Green continued to climb in the Stanford record books. Green tallied a career-high seven three-pointers against Oregon State in the season's final game, moving into second place on Stanford's all-time three-point field goals list with 228.

Rank	Player	3-pt. FG	Career	Season-High Total
1.	Dion Cross	241	1992-1996	82 (1995)
2.	Jeremy Green	228	2008-present	93 (2010)
3.	Casey Jacobsen	222	1999-2002	84 (2001)

Green Paces Cardinal Offense

The Pac-10's fifth-leading scorer at 16.7 points per game, Jeremy Green also ranked second in the league in three-point field goals made at 2.8. Green scored in double figures in all but five games, scored at least 20 points in 13 games and led Stanford in scoring 19 times. Green shot 42.3 percent overall, 42.9 percent from three-point territory and 79.4 percent from the free throw line while averaging 3.4 rebounds per game. Over the season's final 10 games, Green averaged 21.4 points per game while shooting 54.0 percent overall, 52.9 percent from beyond the arc and 82.7 percent from the foul line.

12 In A Row From Deep!

During a four-game stretch in early February, Jeremy Green connected on 12 consecutive three-pointers, a streak that ranks second-best in NCAA history. Green made a triple in the final seconds of a loss to Arizona on Feb. 3, finished 5-5 against Arizona State (Feb. 5) and Washington State (Feb. 10), and nailed his first attempt against Washington on Feb. 12.

NCAA ALL-TIME CONSECUTIVE THREE-POINT FIELD GOALS				
3's In A Row	Player	School	Year	Game Span
15	Todd Leslie	Northwestern	1990	Four games, Dec. 15-28
12	Jeremy Green	Stanford	2011	Four games, Feb. 3-12
11	Gary Bossert	Niagara	1987	One game, Jan. 7
10	Filip Videnov	Western Kentucky	2002	Two games, Jan. 13-16

Owens Makes An Impact In Return

Stanford's frontcourt received a much-needed boost with the return of Josh Owens, who redshirted the 2009-10 campaign by sitting out the year due to a medical condition. Owens led the team in rebounding (6.5 rpg) and blocks (29), while ranking second in scoring (11.7 ppg) and steals (25). He tallied six double-doubles and scored in double-figures 21 times, while his shooting percentage of 58.0 ranked fourth in the Pac-10. Owens finished with a career-high 31 points against Oregon on Feb. 26, becoming only the 11th post player in school history to score at least 30 points in a game, with the most recent being Brook Lopez (30 against Marquette on Mar. 22, 2008).

Mann Holds Down The Point, Stuffs The Stat Sheet

Joining Jeremy Green and Josh Owens as the only players to start all 31 games, Jarrett Mann wrapped up another solid season as Stanford's floor general. Mann averaged 4.9 points, 3.2 rebounds and 4.2 assists per game, led the club with 30 steals and maintained his reputation as the club's best defender. Mann's stat line against Washington State on Feb. 10 (career-best 11 assists, seven points, four rebounds) capped a three-game string of terrific all-around performances. In a span of three games, Mann established a career-high total in three different categories: eight rebounds against Arizona on Feb. 3, then 14 points against Arizona State on Feb. 5 and finally 11 assists versus Washington State on Feb. 10.

Chasson Randle Signs National Letter Of Intent

Chasson Randle has signed a National Letter of Intent to join the Cardinal in 2011-12. A point guard from Rock Island, Ill., Randle (6-1, 170) led Rock Island High School to its first state title in school history and finished his career as the school's all-time leading scorer and rebounder. Named co-Mr. Basketball in Illinois, Randle was also recognized as the Gatorade Illinois Basketball Player of the Year and Illinois Basketball Services large-school Player of the Year. A three-time Class 3A All-State First Team selection, Randle was also tabbed a first-team selection by the Associated Press, Illinois Basketball Coaches Association, Chicago Tribune and Chicago Sun-Times. One of the top combo guard prospects in the country, Randle also won a gold medal with USA's U17 team at the 2010 World Championships in Hamburg, Germany. A member of the AAU squad Illinois Wolves, Randle also attended CP's Point Guard Academy in 2010.

Landry Fields Leads New York Knicks' Resurgence

After producing one of the most memorable seasons in school history, Landry Fields turned out to be a fixture in the starting lineup for the New York Knicks after being taken as the 39th overall pick in the second round of the 2010 NBA Draft. The only Knick player to appear in all 82 games, Fields started a team-best 81 games while averaging 9.7 points and 6.4 rebounds per game during the regular season. Fields' success at the season's midway point earned him a spot in the T-Mobile Rookie Challenge game during All-Star weekend.

2010-11 Stanford Basketball
Stanford Combined Team Statistics (as of Mar 16, 2011)
All games

RECORD:	OVERALL	HOME	AWAY	NEUTRAL
ALL GAMES	15-16	11-5	3-8	1-3
CONFERENCE	7-11	4-5	3-6	0-0
NON-CONFERENCE	8-5	7-0	0-2	1-3

#	Player	gp-gs	min	avg	Total		3-Point		F-Throw		Rebounds				pf	dq	a	to	blk	stl	pts	avg
					fg-fga	fg%	3fg-fga	3fg%	ft-fa	ft%	off	def	tot	avg								
45	Green, Jeremy	31-31	1011	32.6	173-409	.423	88-205	.429	85-107	.794	18	87	105	3.4	73	0	30	66	4	16	519	16.7
13	Owens, Josh	31-31	855	27.6	149-257	.580	0-0	.000	61-99	.616	78	123	201	6.5	85	4	36	61	29	25	359	11.6
03	Brown, Anthony	30-12	718	23.9	90-216	.417	42-119	.353	39-55	.709	31	66	97	3.2	40	1	23	32	7	16	261	8.7
33	Powell, Dwight	31-26	756	24.4	88-187	.471	7-25	.280	69-101	.683	43	117	160	5.2	93	1	30	44	28	24	252	8.1
02	Bright, Aaron	31-8	585	18.9	48-139	.345	31-90	.344	32-36	.889	3	26	29	0.9	51	0	61	39	0	13	159	5.1
22	Mann, Jarrett	31-31	887	28.6	45-148	.304	1-17	.059	60-122	.492	23	75	98	3.2	72	1	130	80	6	30	151	4.9
40	Gage, John	20-1	166	8.3	25-63	.397	17-46	.370	8-10	.800	11	14	25	1.3	16	0	3	8	6	0	75	3.8
50	Trotter, Jack	28-12	383	13.7	35-76	.461	3-14	.214	17-29	.586	30	65	95	3.4	45	0	8	17	6	3	90	3.2
04	Nastic, Stefan	5-0	55	11.0	5-12	.417	0-2	.000	5-8	.625	5	13	18	3.6	7	0	2	5	1	0	15	3.0
34	Zimmermann, Andrew	25-1	295	11.8	27-67	.403	2-11	.182	15-27	.556	26	33	59	2.4	51	0	14	26	11	10	71	2.8
24	Huestis, Josh	28-0	276	9.9	24-55	.436	2-10	.200	13-20	.650	27	29	56	2.0	17	0	7	7	7	3	63	2.3
23	Harris, Gabriel	26-2	197	7.6	11-40	.275	4-14	.286	11-15	.733	0	15	15	0.6	18	0	15	23	1	8	37	1.4
10	Lemons, Robbie	10-0	37	3.7	2-7	.286	1-3	.333	1-3	.333	1	2	3	0.3	3	0	1	2	0	0	6	0.6
20	Mills, Doug	1-0	2	2.0	0-0	.000	0-0	.000	0-0	.000	0	0	0	0.0	0	0	0	0	0	0	0	0.0
32	Barnum, Chris	1-0	2	2.0	0-0	.000	0-0	.000	0-0	.000	1	0	1	1.0	0	0	0	0	0	1	0	0.0
Team												44	50	94		1		6				
Total.....		31	6225		722-1676	.431	198-556	.356	416-632	.658	341	715	1056	34.1	572	7	360	416	106	149	2058	66.4
Opponents.....		31	6225		704-1633	.431	196-538	.364	416-593	.702	301	706	1007	32.5	566	13	362	437	82	184	2020	65.2

TEAM STATISTICS	STAN	OPP	Date	Opponent	Score	Att.		
SCORING	2058	2020	11/15/10	SAN DIEGO	w 64-48	6110		
Points per game	66.4	65.2	11/18/10	VIRGINIA	w 81-60	5314		
Scoring margin	+1.2	-	11/21/10	ARKANSAS-PINE BLUFF	w 92-49	4987		
FIELD GOALS-ATT	722-1676	704-1633	11/25/10	vs Murray State	L 52-55	2089		
Field goal pct	.431	.431	11/26/10	vs Tulsa	L 53-65	2467		
3 POINT FG-ATT	198-556	196-538	11/27/10	vs DePaul	Wot 81-74	1307		
3-point FG pct	.356	.364	12/12/10	UC RIVERSIDE	w 55-48	5025		
3-pt FG made per game	6.4	6.3	12/15/10	NORTH CAROLINA A&T	w 76-59	6524		
FREE THROWS-ATT	416-632	416-593	12/18/10	at BUTLER	L 50-83	8012		
Free throw pct	.658	.702	12-21-10	at Oklahoma State	L 68-79	13011		
F-Throws made per game	13.4	13.4	12/28/10	YALE	w 60-44	5942		
REBOUNDS	1056	1007	* 1/2/11	CALIFORNIA	w 82-68	6281		
Rebounds per game	34.1	32.5	* 01-06-11	at Arizona State	w 55-41	6660		
Rebounding margin	+1.6	-	* 1/9/11	at Arizona	L 57-67	14374		
ASSISTS	360	362	* 1/13/11	NO. 17/18 WASHINGTON	w 58-56	5896		
Assists per game	11.6	11.7	* 1/15/11	WASHINGTON STATE	L 58-61	5803		
TURNOVERS	416	437	* 01/20/11	at USC	L 42-65	4236		
Turnovers per game	13.4	14.1	* 01/22/11	at UCLA	L 57-68	8772		
Turnover margin	+0.7	-	* 1/27/11	OREGON	L 59-67	5159		
Assist/turnover ratio	0.9	0.8	* 1/29/11	OREGON STATE	w 70-56	5442		
STEALS	149	184	* 2/3/11	NO. 21/22 ARIZONA	L 69-78	5532		
Steals per game	4.8	5.9	* 2/5/11	ARIZONA STATE	w 83-75	5217		
BLOCKS	106	82	* 02/10/11	at Washington State	w 75-62	6517		
Blocks per game	3.4	2.6	* 02/12/11	at Washington	L 76-87	10000		
ATTENDANCE	90152	112071	* 2/17/11	UCLA	L 65-69	5856		
Home games-Avg/Game	16-5634	11-8945	* 2/19/11	USC	L 53-69	5896		
Neutral site-Avg/Game	-	4-3419	* 2/24/11	at Oregon State	L 80-87	4696		
Score by Periods	1st	2nd	OT	Totals				
Stanford	936	1108	14	2058	* 02-26-11	at Oregon	w 88-71	12364
Opponents	965	1048	7	2020	3/1/11	SEATTLE	w 77-66	5168
					* 3/5/11	at California	L 55-74	9752
					03/09/11	vs Oregon State	L 67-69	7814

* - Conference game

2010-11 Stanford Basketball
Stanford Combined Team Statistics (as of Mar 16, 2011)
Conference games

RECORD:	OVERALL	HOME	AWAY	NEUTRAL
ALL GAMES	7-11	4-5	3-6	0-0
CONFERENCE	7-11	4-5	3-6	0-0
NON-CONFERENCE	0-0	0-0	0-0	0-0

#	Player	gp-gs	min	avg	Total		3-Point		F-Throw		Rebounds				pf	dq	a	to	blk	stl	pts	avg	
					fg-fga	fg%	3fg-fga	3fg%	ft-fa	ft%	off	def	tot	avg									
45	Green, Jeremy	18-18	604	33.6	94-222	.423	45-112	.402	59-73	.808	7	61	68	3.8	42	0	17	44	2	11	292	16.2	
13	Owens, Josh	18-18	503	27.9	87-150	.580	0-0	.000	38-63	.603	50	71	121	6.7	49	1	20	32	14	11	212	11.8	
03	Brown, Anthony	18-10	479	26.6	60-144	.417	29-81	.358	19-25	.760	18	34	52	2.9	27	1	16	19	5	10	168	9.3	
33	Powell, Dwight	18-15	448	24.9	53-122	.434	3-17	.176	36-55	.655	26	79	105	5.8	56	1	17	23	19	18	145	8.1	
22	Mann, Jarrett	18-18	562	31.2	35-102	.343	0-9	.000	39-69	.565	15	49	64	3.6	43	0	83	45	3	22	109	6.1	
40	Gage, John	11-1	121	11.0	20-51	.392	15-40	.375	6-6	1.000	7	9	16	1.5	14	0	2	5	1	0	61	5.5	
02	Bright, Aaron	18-7	369	20.5	29-88	.330	19-58	.328	15-18	.833	0	17	17	0.9	34	0	35	26	0	7	92	5.1	
24	Huestis, Josh	16-0	186	11.6	19-32	.594	1-2	.500	8-9	.889	18	15	33	2.1	12	0	4	6	3	2	47	2.9	
50	Trotter, Jack	16-2	140	8.8	13-31	.419	1-4	.250	4-10	.400	8	19	27	1.7	21	0	2	9	1	1	31	1.9	
34	Zimmermann, Andrew	13-0	98	7.5	6-19	.316	0-1	.000	2-6	.333	7	12	19	1.5	24	0	6	9	2	1	14	1.1	
23	Harris, Gabriel	13-1	73	5.6	3-17	.176	1-7	.143	3-4	.750	0	5	5	0.4	9	0	8	10	0	3	10	0.8	
10	Lemons, Robbie	6-0	17	2.8	0-1	.000	0-1	.000	1-3	.333	0	0	0	0.0	3	0	1	1	0	0	1	0.2	
Team											27	30	57		1		5						
Total.....		18	3600		419-979	.428	114-332	.343	230-341	.674	183	401	584	32.4	335	3	211	234	50	86	1182	65.7	
Opponents.....		18	3600		436-947	.460	116-308	.377	233-353	.660	172	422	594	33.0	316	7	231	245	50	107	1221	67.8	

TEAM STATISTICS	STAN	OPP	Date	Opponent	Score	Att.	
SCORING	1182	1221	* 1/2/11	CALIFORNIA	w	82-68	6281
Points per game	65.7	67.8	* 01-06-11	at Arizona State	w	55-41	6660
Scoring margin	-2.2	-	* 1/9/11	at Arizona	L	57-67	14374
FIELD GOALS-ATT	419-979	436-947	* 1/13/11	NO. 17/18 WASHINGTON	w	58-56	5896
Field goal pct	.428	.460	* 1/15/11	WASHINGTON STATE	L	58-61	5803
3 POINT FG-ATT	114-332	116-308	* 01/20/11	at USC	L	42-65	4236
3-point FG pct	.343	.377	* 01/22/11	at UCLA	L	57-68	8772
3-pt FG made per game	6.3	6.4	* 1/27/11	OREGON	L	59-67	5159
FREE THROWS-ATT	230-341	233-353	* 1/29/11	OREGON STATE	w	70-56	5442
Free throw pct	.674	.660	* 2/3/11	NO. 21/22 ARIZONA	L	69-78	5532
F-Throws made per game	12.8	12.9	* 2/5/11	ARIZONA STATE	w	83-75	5217
REBOUNDS	584	594	* 02/10/11	at Washington State	w	75-62	6517
Rebounds per game	32.4	33.0	* 02/12/11	at Washington	L	76-87	10000
Rebounding margin	-0.6	-	* 2/17/11	UCLA	L	65-69	5856
ASSISTS	211	231	* 2/19/11	USC	L	53-69	5896
Assists per game	11.7	12.8	* 2/24/11	at Oregon State	L	80-87	4696
TURNOVERS	234	245	* 02-26-11	at Oregon	w	88-71	12364
Turnovers per game	13.0	13.6	* 3/5/11	at California	L	55-74	9752
Turnover margin	+0.6	-	* - Conference game				
Assist/turnover ratio	0.9	0.9					
STEALS	86	107					
Steals per game	4.8	5.9					
BLOCKS	50	50					
Blocks per game	2.8	2.8					
ATTENDANCE	51082	77371					
Home games-Avg/Game	9-5676	9-8597					
Neutral site-Avg/Game	-	0-0					

Score by Periods	1st	2nd	Totals
Stanford	571	611	1182
Opponents	594	627	1221

The Last Time (TEAM)...

Scored 100 points

Stanford 111, vs. Texas Tech (12-28-08)
Opponent 100, at Texas Tech (12-22-09)

Scored less than 50 points

Stanford 42, at USC (1-20-11)
Opponent 41, at Arizona State (1-6-11)

Scored less than 40 points

Stanford 39, at Washington State (2-25-06)
Opponent 35, vs. Oregon State (1-21-10)

Overtime game

STAN win vs. DePaul (81-74 on 11-28-10)
STAN loss vs. Kentucky (73-65 on 11-25-09)

Double Overtime game

STAN win vs. UCLA (116-110 on 12-23-87)
STAN loss vs. Gonzaga (90-86 on 1-31-07)

40-point win

Stanford Stanford 92, Arkansas-Pine Bluff 49 (11-21-10)
Opponent Oregon State 81, Stanford 38 (1-11-82)

50-point win

Stanford Stanford 111, Harvard 56 (11-9-07)
Opponent never happened

60 points in a half

Stanford 63 (1st half), vs. Harvard (11-9-07)
Opponent 60 (2nd half), at USC (1-26-02)

Between 16-20 points in a half

Stanford 20 (2nd half), at USC (1-20-11)
Opponent 18 (1st half), vs. Oregon State (3-9-11)

15 points or less in a half

Stanford 12 (1st half), vs. Santa Clara (12-16-06)
Opponent 14 (1st half), vs. UC Riverside (12-12-10)

50 rebounds by a team

Stanford 50, vs. Arizona (3-13-08)
Opponent 52, vs. Texas (12-15-01)

12 or more three-pointers in a game

Stanford 13, at Oregon State (2-24-11)
Opponent 12, at Arizona State (1-30-10)

10 or more steals in a game

Stanford 10, vs. Oregon (1-27-11)
Opponent 11, vs. Seattle (3-1-11)

25 turnovers in a game

Stanford 27, at USC (1-26-02)
Opponent 26, vs. James Madison (12-29-09)

Five players scoring in double digits

Stanford 5, at Oregon (2-26-11)
Opponent 5, at Oregon State (2-24-11)

More than five players scoring in double digits

Stanford 6, vs. Florida A&M (11-21-09)
Opponent 7, vs. UCLA (3-4-00)

The Last Time (INDIVIDUAL)...

Player recorded a double-double

Stanford Anthony Brown (21 pts/11 reb), vs. Seattle (3-1-11)
Opponent Mark Sanders-Frison (13 pts/13 reb), at Cal (3-5-11)

Two players recorded a double-double

Stanford Owens/Powell, at Oregon (2-26-11)
Opponent Abbott/Glasser, at Arizona State (1-30-10)

Player recorded a triple-double

Stanford Brook Lopez (18pts/11reb/12blk), vs. USC (1-25-07)
Opponent Kyle Weaver (14pts/13reb/10ast), vs. Wash. St. (1-13-07)

Game Decided By Buzzer-Beater

STAN win Lawrence Hill, at Virginia (1-7-07)
STAN loss Lamont Jones, vs. Arizona (2-27-10)

30 points by a player

Stanford Josh Owens (31), at Oregon (2-26-11)
Opponent Jeff Pendergraph (31), vs. Arizona St. (1-2-09)

40 points by a player

Stanford Casey Jacobsen (41), vs. Oregon (2-7-02)
Opponent Damon Stoudamire (45), vs. Arizona (1-14-95)

Two players with 20 or more points in same game

Stanford Green (22)/Brown (21), vs. Seattle (3-1-11)
Opponent Crabbe (24)/Kamp (20), at California (3-5-11)

Three players with 20 or more points in same game

Stanford not since at least 1996-97
Opponent Frye (22)/Gardner (20)/Walton (20), vs. Arizona (2-2-02)

Team is without a double digit scorer

Stanford at USC (1-20-11)
Opponent vs. Cal State Bakersfield (2-10-09)

12 field goals by one player

Stanford Josh Owens (12), at Oregon (2-26-11)
Opponent Quincy Pondexter (12), at Washington (1-14-10)

7 three-pointers by one player

Stanford Jeremy Green (7), vs. Oregon State (3-9-11)
Opponent Allen Smith (7), vs. Arkansas-Pine Bluff (11-21-10)

12 free throws by one player

Stanford Landry Fields (14), vs. Oregon (1-23-10)
Opponent Jared Cunningham (15), vs. Oregon State (3-9-11)

15 rebounds by one player

Stanford Brook Lopez (15), vs. Arizona (3-13-08)
Opponent Eric Boateng (15), vs. Arizona State (3-11-10)

20 rebounds by one player

Stanford Matt Haryasz (20), vs. Oregon (1-29-05)
Opponent John Bryant (22), at Santa Clara (12-23-08)

Two players with 10 or more rebounds in same game

Stanford Owens (11)/Powell (11), at Oregon (2-26-11)
Opponent Bryant (22)/Trasolini (10), at Santa Clara (12-23-08)

10 assists by one player

Stanford Jarrett Mann (10), at Oregon State (2-24-11)
Opponent Derek Glasser (10), at Arizona State (1-30-10)

POINTS-REBOUNDS-ASSISTS

Opponent	Bright	Brown	Nastic	Lemons	Owens	Mann	Harris	Huestis	Barnum	Powell	Zimmermann	Gage	Green	Trotter	Mills	
San Diego	2-0-2	3-6-1	0-0-0	---	---	8-4-0	4-4-4	12-3-2	3-2-1	---	7-4-3	14-4-1	2-0-0	2-3-0	7-6-0	---
Virginia	12-2-4	13-2-1	1-3-0	---	---	7-3-1	2-3-3	1-0-0	0-3-0	---	10-1-1	12-5-2	0-0-0	21-2-1	2-5-0	---
Ark.-PB	7-1-2	10-1-0	8-7-0	2-2-0	14-9-2	3-1-3	0-1-3	4-4-0	0-1-0	12-2-1	4-5-0	3-5-0	21-3-0	4-2-1	0-0-0	---
Murray St.	2-0-1	2-0-2	---	---	10-5-0	1-0-3	0-1-1	2-2-0	---	16-4-1	5-6-1	---	9-0-1	5-8-1	---	---
Tulsa	2-0-0	6-2-0	3-6-2	---	10-3-0	2-1-3	2-2-0	0-1-0	---	2-4-1	4-0-0	---	20-6-1	2-4-0	---	---
DePaul	7-1-2	14-4-0	3-2-0	---	4-8-3	4-0-3	2-0-0	2-0-0	---	13-10-2	2-3-2	---	19-2-2	11-7-0	---	---
UC Riverside	0-2-1	---	---	3-1-0	14-10-2	6-7-5	2-0-0	2-6-1	---	1-2-1	0-1-0	0-0-0	22-1-1	5-9-1	---	---
NC A&T	8-1-2	2-5-1	---	0-0-0	15-8-1	2-3-5	5-0-0	0-2-0	---	9-7-0	8-6-1	2-0-0	18-0-3	7-6-0	---	---
Butler	0-0-0	5-2-0	---	0-0-0	13-4-0	3-0-1	1-3-1	0-1-0	---	6-5-1	0-1-0	0-1-1	16-3-0	6-7-1	---	---
Oklahoma St.	15-0-4	3-2-0	---	---	21-10-1	2-3-3	0-0-0	---	---	10-4-0	0-2-1	---	17-5-3	0-1-0	---	---
Yale	6-2-6	3-2-0	---	---	12-5-0	5-0-2	2-0-0	0-0-0	---	4-2-0	7-5-0	0-0-0	15-4-1	6-8-1	---	---
California	10-1-4	11-1-0	---	---	7-6-1	5-3-2	1-0-0	---	---	20-7-2	0-2-2	---	21-1-0	7-4-1	---	---
Arizona St.	2-1-4	5-0-0	---	---	15-11-0	11-7-3	0-1-1	5-4-0	---	8-3-3	---	---	7-4-0	2-1-0	---	---
Arizona	4-2-4	3-2-0	---	0-0-0	18-3-1	6-4-4	0-0-0	0-0-0	---	5-4-1	2-2-1	---	15-6-1	4-0-0	---	---
Washington	0-1-0	8-3-0	---	---	14-5-1	9-5-1	2-0-1	0-0-0	---	11-7-0	---	---	12-4-0	2-1-0	---	---
Wash. St.	3-1-4	12-2-1	---	---	12-10-0	5-2-5	0-1-1	0-0-0	---	9-10-0	4-3-0	---	13-6-1	0-2-1	---	---
USC	6-0-1	9-2-1	---	0-0-0	5-8-0	2-3-1	0-0-0	6-4-0	---	3-4-0	2-3-0	4-2-0	5-3-1	0-3-0	---	---
UCLA	6-2-1	10-2-0	---	---	14-12-3	6-3-2	0-2-1	0-1-0	---	9-7-1	0-2-0	---	12-2-0	0-3-0	---	---
Oregon	6-0-3	12-3-1	---	0-0-0	4-4-0	6-4-3	---	---	---	14-6-1	2-1-1	---	13-2-1	2-1-0	---	---
Oregon St.	0-0-0	21-8-3	---	1-0-0	14-8-1	7-1-7	0-0-1	2-2-0	---	9-5-0	---	6-0-0	6-4-4	4-2-0	---	---
Arizona	2-1-0	3-3-1	---	---	13-9-1	11-8-5	---	4-3-1	---	6-4-1	0-0-0	9-3-0	21-1-0	0-1-0	---	---
Arizona St.	10-1-2	0-3-2	---	---	16-8-2	14-3-7	0-0-1	4-2-0	---	7-2-0	0-0-0	8-2-1	23-4-3	1-1-0	---	---
Wash. St.	5-0-2	12-3-2	---	---	2-4-2	7-4-11	---	4-3-0	---	16-8-0	---	3-1-0	24-3-3	2-3-0	---	---
Washington	6-1-2	15-2-1	---	0-0-0	12-5-2	5-6-3	0-1-0	2-3-0	---	3-3-0	0-1-0	9-0-0	24-12-0	0-0-0	---	---
UCLA	0-1-2	15-4-0	---	---	12-5-1	0-0-6	---	0-0-0	---	2-5-1	2-1-1	7-3-1	27-5-1	0-2-0	---	---
USC	4-1-0	4-5-2	---	---	13-7-2	1-1-3	0-0-1	11-5-0	---	3-10-1	0-1-1	6-2-0	11-4-0	---	---	---
Oregon St.	15-2-1	12-2-1	---	---	6-2-1	4-4-10	0-0-0	7-3-2	---	5-2-4	---	7-2-0	24-4-1	0-0-0	---	---
Oregon	13-2-5	12-3-1	---	---	31-11-2	6-4-7	---	0-1-0	---	11-11-0	0-0-0	0-0-0	15-3-1	---	---	---
Seattle	6-1-2	21-11-0	---	---	13-6-5	1-6-6	0-0-0	3-2-1	---	6-2-1	---	5-2-0	22-5-0	---	---	---
California	0-0-0	4-4-0	---	0-0-1	4-3-0	4-2-3	7-0-1	2-2-1	---	4-7-2	2-3-0	2-1-0	19-0-0	7-3-0	---	---
Oregon St.	0-2-0	11-8-2	---	---	6-5-1	7-6-6	0-0-0	0-0-0	---	11-8-1	1-2-0	2-1-0	25-3-0	4-5-1	---	---

GAME-BY-GAME STARTERS

Opponent	Guard (1)	Guard (2)	Guard/Forward (3)	Guard/Forward (4)	Center (5)
San Diego	Mann	Green	Powell	Owens	Trotter
Virginia	Mann	Green	Powell	Owens	Trotter
Ark.-PB	Mann	Green	Powell	Owens	Trotter
Murray St.	Mann	Green	Powell	Owens	Trotter
Tulsa	Mann	Green	Powell	Owens	Trotter
DePaul	Mann	Green	Powell	Owens	Trotter
UC Riverside	Mann	Green	Powell	Owens	Trotter
NC A&T	Mann	Green	Powell	Owens	Trotter
Butler	Mann	Green	Powell	Owens	Trotter
Oklahoma St.	Mann	Harris	Green	Zimmermann	Owens
Yale	Bright	Mann	Green	Owens	Trotter
California	Bright	Mann	Green	Owens	Trotter
Arizona St.	Bright	Mann	Green	Powell	Owens
Arizona	Bright	Mann	Green	Powell	Owens
Washington	Bright	Mann	Green	Powell	Owens
Wash. St.	Bright	Mann	Green	Powell	Owens
USC	Harris	Mann	Green	Owens	Trotter
UCLA	Bright	Mann	Green	Powell	Owens
Oregon	Bright	Mann	Green	Powell	Owens
Oregon St.	Mann	Green	Brown	Powell	Owens
Arizona	Mann	Green	Brown	Powell	Owens
Arizona St.	Mann	Green	Brown	Powell	Owens
Wash. St.	Mann	Green	Brown	Powell	Owens
Washington	Mann	Green	Brown	Powell	Owens
UCLA	Mann	Green	Brown	Powell	Owens
USC	Mann	Green	Brown	Gage	Owens
Oregon St.	Mann	Green	Brown	Powell	Owens
Oregon	Mann	Green	Brown	Powell	Owens
Seattle	Mann	Green	Brown	Powell	Owens
California	Mann	Green	Brown	Powell	Owens
Oregon St.	Mann	Green	Brown	Powell	Owens

STARTING LINEUP COMBINATIONS


Mann, Green, Powell, Owens, Trotter	9 games (6-3)	Mann, Harris, Green, Zimmermann, Owens	1 game (0-1)
Bright, Mann, Green, Owens, Trotter	2 games (2-0)	Bright, Mann, Green, Powell, Owens	6 games (2-4)
Harris, Mann, Green, Owens, Trotter	1 game (0-1)	Mann, Green, Brown, Powell, Owens	11 games (5-6)
Mann, Green, Brown, Gage, Owens	1 game (0-1)		

INDIVIDUAL PAC-10 CAREER STATISTICS

Name	Arizona	Arizona State	California	Oregon	Oregon State	UCLA	USC	Washington	Washington State
Bright	2) 2-11-6 0-3-4	2) 4-12-12 2-2-6	2) 2-6-10 2-1-4	2) 6-13-19 3-2-8	3) 5-8-15 5-4-1	2) 2-10-6 2-3-3	2) 3-6-10 3-1-1	2) 3-11-6 0-2-2	2) 2-12-8 2-1-6
Brown	2) 2-12-6 2-5-1	2) 2-8-5 1-3-2	2) 6-17-15 2-5-0	2) 8-16-24 5-6-2	3) 13-29-44 6-18-6	2) 10-19-25 5-6-0	2) 5-19-13 1-7-3	2) 9-15-23 2-5-1	2) 8-17-24 6-5-3
Nastic	0) 0-0-0 0-0-0	0) 0-0-0 0-0-0	0) 0-0-0 0-0-0	0) 0-0-0 0-0-0	0) 0-0-0 0-0-0	0) 0-0-0 0-0-0	0) 0-0-0 0-0-0	0) 0-0-0 0-0-0	0) 0-0-0 0-0-0
Lemons	1) 0-0-0 0-0-0	0) 0-0-0 0-0-0	1) 0-1-0 0-0-1	1) 0-0-0 0-0-0	1) 0-0-1 0-0-0	0) 0-0-0 0-0-0	1) 0-0-0 0-0-0	1) 0-0-0 0-0-0	0) 0-0-0 0-0-0
Owens	4) 18-33-41 0-16-2	4) 14-22-41 0-26-2	5) 7-17-15 0-11-1	5) 15-22-39 0-25-4	9) 21-35-45 0-23-5	4) 18-26-47 0-22-4	5) 12-30-26 0-29-4	7) 17-33-37 0-14-6	4) 10-21-23 0-19-2
Mann	5) 14-20-39 0-26-20	6) 11-23-39 0-23-15	5) 4-10-12 0-7-8	6) 11-28-28 1-20-18	7) 8-32-27 0-18-38	5) 8-26-25 2-12-22	6) 1-18-7 0-12-9	6) 7-25-31 0-18-12	6) 3-15-16 0-16-22
Harris	2) 0-0-0 0-0-1	3) 0-2-0 0-1-2	4) 3-4-8 1-0-2	1) 0-2-0 0-1-0	4) 1-1-2 0-0-1	1) 0-1-0 0-2-1	2) 0-3-0 0-0-1	4) 2-8-7 0-4-2	2) 2-9-5 1-2-2
Huestis	2) 2-2-4 0-3-1	2) 4-4-9 0-6-0	1) 1-3-2 0-2-1	1) 0-1-0 0-1-0	3) 3-6-9 1-5-2	2) 0-1-0 0-1-0	2) 6-11-17 0-9-0	2) 1-3-2 0-3-0	2) 2-3-4 0-3-0
Barnum	0) 0-0-0 0-0-0	0) 0-0-0 0-0-0	0) 0-0-0 0-0-0	0) 0-0-0 0-0-0	0) 0-0-0 0-0-0	0) 0-0-0 0-0-0	0) 0-0-0 0-0-0	0) 0-0-0 0-0-0	0) 0-0-0 0-0-0
Powell	2) 4-11-11 0-8-2	2) 6-15-15 1-5-3	2) 9-17-24 0-14-4	2) 9-16-25 1-17-1	3) 10-20-25 0-15-5	2) 4-14-11 1-12-2	2) 2-12-6 0-14-1	2) 4-9-14 0-10-0	2) 10-20-25 0-18-0
Zimmermann	3) 2-5-4 0-6-2	4) 2-3-6 0-3-0	4) 1-6-4 0-7-3	3) 1-2-2 0-2-1	2) 0-4-1 0-5-0	4) 3-11-11 0-10-2	3) 5-13-12 0-6-2	4) 3-5-6 0-8-3	3) 2-4-4 0-4-0
Gage	1) 3-7-9 3-3-0	1) 3-6-8 2-2-1	1) 1-5-2 0-1-0	1) 0-0-0 0-0-0	3) 5-10-15 3-3-0	1) 2-6-7 1-3-1	2) 2-12-6 2-4-0	1) 3-5-9 3-0-0	1) 1-2-3 1-1-0
Green	6) 37-91-102 14-15-5	7) 26-73-83 15-29-10	6) 28-58-92 16-17-5	6) 22-48-76 10-14-5	9) 37-94-108 27-24-11	6) 30-69-89 15-16-2	6) 16-51-44 6-14-2	8) 33-88-97 15-35-4	6) 31-64-93 20-23-6
Trotter	6) 8-16-18 0-15-3	6) 11-22-25 0-14-1	4) 11-18-24 1-17-2	5) 8-13-21 1-11-7	8) 13-21-29 0-17-2	6) 7-19-16 0-15-1	4) 5-15-13 2-10-0	6) 10-20-28 0-20-3	4) 6-18-16 0-15-2

Double-Doubles			
Josh Owens	6		
Dwight Powell	2		
Anthony Brown	1		
Jeremy Green	1		
Triple-Doubles			
20-point games			
Jeremy Green	13		
Anthony Brown	2		
Josh Owens	2		
Dwight Powell	1		
30-point games			
Josh Owens	1		
Double-Figure Scoring Games			
Jeremy Green	26		
Josh Owens	21		
Anthony Brown	15		
Dwight Powell	11		
Aaron Bright	6		
Jarrett Mann	3		
Andrew Zimmermann	2		
Gabriel Harris	1		
Josh Huestis	1		
Jack Trotter	1		
Double-Figure Rebounding Games			
Josh Owens	6		
Dwight Powell	4		
Anthony Brown	1		
Jeremy Green	1		
Led Team In Scoring (includes ties)			
Jeremy Green	19		
Josh Owens	7		
Anthony Brown	2		
Dwight Powell	2		
Andrew Zimmermann	1		
Led Team In Rebounding (includes ties)			
Josh Owens	13		
Dwight Powell	11		
Jeremy Green	5		
Jack Trotter	5		
Anthony Brown	4		
Jarrett Mann	1		
Stefan Nastic	1		
Andrew Zimmermann	1		
Big B's "5-5-5" Special (min. five points, five rebounds and five assists/blocks/steals)			
Jarrett Mann	3		
Josh Owens	1		
Dwight Powell	1		

(2) Aaron Bright
Freshman - 5-11 - 175 - G
Bellevue, WA



2010-11 Season Highs

Pts 15, 2x, last at Oregon State (2/24/11)
Rebs 2, 8x, last vs. Oregon State (3/9/11)
Assists 6, vs. Yale (12/28/10)
FG 5, at Oregon State (2/24/11)
3-Pts. 5, at Oregon State (2/24/11)
FT 8, at Oklahoma State (12/21/10)
Steals 2, 2x, last at USC (1/20/11)
Blocks -
Mins 33, 2x, last at Arizona State (1/6/11)

Career Highs


Pts 15, 2x, last at Oregon State (2/24/11)
Rebs 2, 8x, last vs. Oregon State (3/9/11)
Assists 6, vs. Yale (12/28/10)
FG 5, at Oregon State (2/24/11)
3-Pts. 5, at Oregon State (2/24/11)
FT 8, at Oklahoma State (12/21/10)
Steals 2, 2x, last at USC (1/20/11)
Blocks -
Mins 33, 2x, last at Arizona State (1/6/11)

Season Notes

Played in all 31 games, making eight starts ... averaged 5.1 points and 2.0 assists per game ... third on team in three-pointers (31) and second in assists (61) ... made 20 consecutive free throws to begin the season before his first miss at Arizona on Jan. 9 ... scored his first career bucket with under a minute left against San Diego on Nov. 15 ... scored 12 points (4-4 three-pointers) to go along with four assists against Virginia on Nov. 18 ... chipped in with eight points against North Carolina A&T on Dec. 15 ... contributed 15 points against Oklahoma State on Dec. 21, also finishing 8-8 from the free throw line ... made first career start against Yale on Dec. 28, dishing out career-high six assists ... chipped in 10 points and four assists against California on Jan. 2 ... added 10 points on 4-8 shooting against Arizona State on Feb. 5 ... matched career high with 15 points (5-5 from three-point territory) against Oregon State on Feb. 24 ... added 13 points and five assists in a win at Oregon on Feb. 26.

OPPONENT	FG-A	3FG-A	FT-A	REB	PTS	A	TO	BK	ST	MIN
San Diego	1-4	0-3	0-0	0	2	2	0	0	0	15
Virginia	4-4	4-4	0-0	2	12	4	1	0	1	17
Ark.-Pine Bluff	3-6	1-2	0-0	1	7	2	3	0	1	17
Murray State	0-3	0-1	2-2	0	2	1	2	0	1	21
Tulsa	1-2	0-1	0-0	0	2	0	0	0	0	10
DePaul	2-5	1-2	2-2	1	7	2	0	0	0	15
UC Riverside	0-1	0-1	0-0	2	0	1	0	0	0	12
NC A&T	2-4	2-4	2-2	1	8	2	2	0	0	11
Butler	0-1	0-1	0-0	0	0	0	0	0	0	7
Oklahoma State	3-9	1-4	8-8	0	15	4	0	0	0	33
Yale	2-7	2-5	0-0	2	6	6	1	0	2	29
California	2-6	2-6	4-4	1	10	4	2	0	0	28
Arizona State	0-4	0-1	2-2	1	2	4	2	0	0	33
Arizona	1-6	0-2	2-4	2	4	4	2	0	1	30
Washington	0-4	0-2	0-0	1	0	0	2	0	0	16
Washington St.	1-8	1-5	0-0	1	3	4	0	0	1	18
USC	2-4	2-3	0-0	0	6	1	0	0	2	22
UCLA	2-7	2-6	0-0	2	6	1	2	0	0	27
Oregon	2-7	0-4	2-2	0	6	3	2	0	1	26
Oregon State	0-2	0-2	0-0	0	0	0	1	0	1	8
Arizona	1-5	0-3	0-0	1	2	0	1	0	0	16
Arizona State	4-8	2-6	0-0	1	10	2	2	0	0	22
Washington St.	1-4	1-3	2-2	0	5	2	0	0	1	14
Washington	3-7	0-2	0-0	1	6	2	1	0	0	18
UCLA	0-3	0-1	0-0	1	0	2	1	0	0	19
USC	1-2	1-2	1-2	1	4	0	1	0	0	21
Oregon State	5-5	5-5	0-0	2	15	1	1	0	0	22
Oregon	4-6	3-5	2-2	2	13	5	5	0	0	26
Seattle	1-4	1-3	3-4	1	6	2	4	0	1	19
California	0-0	0-0	0-0	0	0	0	1	0	0	3
Oregon State	0-1	0-1	0-0	2	0	0	0	0	0	10

(3) Anthony Brown
Freshman - 6-6 - 200 - G/F
Huntington Beach, CA



2010-11 Season Highs

Pts 21, 2x, last vs. Seattle (3/1/11)
Rebs 11, vs. Seattle (3/1/11)
Assists 3, vs. Oregon State (1/29/11)
FG 7, 2x, last vs. Seattle (3/1/11)
3-Pts. 4, vs. Washington State (1/15/11)
FT 5, vs. Ark.-Pine Bluff (11/21/10)
Steals 3, vs. Oregon State (1/29/11)
Blocks 2, vs. Oregon State (1/29/11)
Mins 37, 2x, last at Washington (2/12/11)

Career Highs


Pts 21, 2x, last vs. Seattle (3/1/11)
Rebs 11, vs. Seattle (3/1/11)
Assists 3, vs. Oregon State (1/29/11)
FG 7, 2x, last vs. Seattle (3/1/11)
3-Pts. 4, vs. Washington State (1/15/11)
FT 5, vs. Ark.-Pine Bluff (11/21/10)
Steals 3, vs. Oregon State (1/29/11)
Blocks 2, vs. Oregon State (1/29/11)
Mins 37, 2x, last at Washington (2/12/11)

Season Notes

Appeared in 30 games, making 12 starts ... averaged 8.7 points and 3.2 rebounds per game ... second on team with 42 three-pointers ... 39-55 from the foul line ... has scored in double-figures 15 times ... nailed a three-pointer in second half of win over San Diego on Nov. 15 for his first career basket ... poured in 14 points against DePaul on Nov. 28 ... added 11 points in a win over California on Jan. 2 ... pitched in with eight points on 4-7 shooting against Washington on Jan. 13 ... added 12 points against Washington State on Jan. 15, with four triples in 24 minutes ... added 12 points, including three triples, in a loss to Oregon on Jan. 27 ... enjoyed a breakthrough game against Oregon State on Jan. 29, totaling career-highs in points (21), assists (3), steals (3) and minutes (37) ... poured in 12 points in a win at Washington State on Feb. 10 ... tallied 15 points on 5-8 shooting in 37 minutes at Washington on Feb. 12 ... added 12 points in 29 minutes against Oregon State on Feb. 24 ... notched first career double-double with 21 points and a career-high 11 rebounds versus Seattle on Mar. 1.

OPPONENT	FG-A	3FG-A	FT-A	REB	PTS	A	TO	BK	ST	MIN
San Diego	1-7	1-4	0-2	6	3	1	0	0	1	20
Virginia	5-8	2-3	1-1	2	13	1	0	0	1	15
Ark.-Pine Bluff	2-5	1-3	5-6	1	10	0	1	0	0	12
Murray State	0-3	0-2	2-2	0	2	1	2	0	1	21
Tulsa	2-5	0-2	2-2	2	6	0	1	0	1	19
DePaul	5-9	2-4	2-4	4	14	0	3	1	0	22
NC A&T	1-4	0-1	0-0	5	2	1	0	0	1	13
Butler	2-6	1-4	0-2	2	5	0	3	0	0	17
Oklahoma State	1-3	1-2	0-0	2	3	0	0	1	0	18
Yale	1-3	1-2	0-2	2	3	0	1	0	1	19
California	4-6	2-3	1-2	1	11	0	0	0	0	22
Arizona State	2-3	1-2	0-0	0	5	0	1	0	0	10
Arizona	1-7	1-4	0-0	2	3	0	1	0	0	14
Washington	4-7	0-3	0-0	3	8	0	0	0	1	24
Washington St.	4-9	4-7	0-0	2	12	1	1	0	0	24
USC	3-8	1-6	2-2	2	9	1	0	0	1	25
UCLA	4-9	2-5	0-0	2	10	0	0	0	1	27
Oregon	4-9	3-6	1-2	3	12	1	2	0	1	24
Oregon State	7-11	3-7	4-6	8	21	3	1	2	3	37
Arizona	1-5	1-3	0-0	3	3	1	2	0	0	30
Arizona State	0-5	0-3	0-0	3	0	2	0	1	0	21
Washington St.	4-8	2-4	2-2	3	12	2	1	1	0	35
Washington	5-8	2-3	3-5	2	15	1	3	1	0	37
UCLA	6-10	3-5	0-0	4	15	0	0	0	0	33
USC	2-11	0-4	0-0	5	4	2	0	0	1	31
Oregon State	3-10	2-7	4-4	2	12	1	2	0	1	29
Oregon	4-7	2-3	2-2	3	12	1	3	0	1	25
Seattle	7-11	3-6	4-4	11	21	0	2	0	0	35
California	2-11	0-6	0-0	4	4	0	2	0	0	31
Oregon State	3-8	1-5	4-5	8	11	2	2	0	0	34

(4) Stefan Nastic
Freshman - 6-11 - 225 - C
Thornhill, Ontario, Canada



2010-11 Season Highs

Pts 8, vs. Ark.-Pine Bluff (11/21/10)
Rebs 7, vs. Ark.-Pine Bluff (11/21/10)
Assists 2, vs. Tulsa (11/26/08)
FG 3, vs. Ark.-Pine Bluff (11/21/10)
3-Pts. -
FT 2, vs. Ark.-Pine Bluff (11/21/10)
Steals -
Blocks 1, vs. Tulsa (11/26/08)
Mins 21, vs. Tulsa (11/26/08)

Career Highs

Pts 8, vs. Ark.-Pine Bluff (11/21/10)
Rebs 7, vs. Ark.-Pine Bluff (11/21/10)
Assists 2, vs. Tulsa (11/26/08)
FG 3, vs. Ark.-Pine Bluff (11/21/10)
3-Pts. -
FT 2, vs. Ark.-Pine Bluff (11/21/10)
Steals -
Blocks 1, vs. Tulsa (11/26/08)
Mins 21, vs. Tulsa (11/26/08)

Season Notes

Appeared in five games off the bench before missing the remainder of the year with a foot injury ... averaged 3.0 points and 3.6 rebounds per game ... 5-8 from the foul line ... scored his first career point by knocking down the first of two free throw attempts against Virginia on Nov. 18 ... established career-highs in points (8) and rebounds (7) against Arkansas-Pine Bluff on Nov. 21 ... added three points and six boards against Tulsa on Nov. 26.

OPPONENT	FG-A	3FG-A	FT-A	REB	PTS	A	TO	BK	ST	MIN
San Diego	0-0	0-0	0-0	0	0	0	0	0	0	6
Virginia	0-2	0-0	1-2	3	1	0	1	0	0	7
Ark.-Pine Bluff	3-4	0-0	2-2	7	8	0	2	0	0	11
Tulsa	1-5	0-2	1-2	6	3	2	2	1	0	21
DePaul	1-1	0-0	1-2	2	3	0	0	0	0	10

(10) Robbie Lemons
Freshman - 6-3 - 193 - G
Carmichael, CA



2010-11 Season Highs

Pts 3, vs. UC Riverside (12/12/10)
Rebs 2, vs. Ark.-Pine Bluff (11/21/10)
Assists 1, at California (3/5/11)
FG 1, 2x, last vs. UC Riverside (12/12/10)
3-Pts. 1, vs. UC Riverside (12/12/10)
FT 1, vs. Oregon State (1/29/11)
Steals -
Blocks -
Mins 9, at Butler (12/18/10)

Career Highs

Pts 3, vs. UC Riverside (12/12/10)
Rebs 2, vs. Ark.-Pine Bluff (11/21/10)
Assists 1, at California (3/5/11)
FG 1, 2x, last vs. UC Riverside (12/12/10)
3-Pts. 1, vs. UC Riverside (12/12/10)
FT 1, vs. Oregon State (1/29/11)
Steals -
Blocks -
Mins 9, at Butler (12/18/10)

Season Notes

Played in 10 games ... made his collegiate debut against Arkansas-Pine Bluff on Nov. 21, playing the final five minutes and knocking down a jumper while snagging two rebounds ... added a three-pointer in four minutes against UC Riverside on Dec. 12 ... played nine minutes in a loss at Butler on Dec. 18 ... receiving playing time in six Pac-10 games, including five minutes at California on Mar. 5.

OPPONENT	FG-A	3FG-A	FT-A	REB	PTS	A	TO	BK	ST	MIN
Ark.-Pine Bluff	1-3	0-0	0-0	2	2	0	1	0	0	5
UC Riverside	1-2	1-2	0-0	1	3	0	0	0	0	4
NC A&T	0-1	0-0	0-0	0	0	0	0	0	0	2
Butler	0-0	0-0	0-0	0	0	0	0	0	0	9
Arizona	0-0	0-0	0-0	0	0	0	0	0	0	2
USC	0-0	0-0	0-0	0	0	0	0	0	0	4
Oregon	0-0	0-0	0-0	0	0	0	1	0	0	3
Oregon State	0-0	0-0	1-3	0	1	0	0	0	0	2
Washington	0-0	0-0	0-0	0	0	0	0	0	0	1
California	0-1	0-1	0-0	0	0	1	0	0	0	5

(13) Josh Owens
Junior - 6-8 - 230 - F/C
Kennesaw, GA



2010-11 Season Highs

Pts 31, at Oregon (2/26/11)
Rebs 12, at UCLA (1/22/11)
Assists 5, vs. Seattle (3/1/11)
FG 12, at Oregon (2/26/11)
3-Pts. -
FT 10, vs. Arizona State (2/5/11)
Steals 4, vs. Yale (12/28/10)
Blocks 4, at Oregon (2/26/11)
Mins 37, at UCLA (1/22/11)

Career Highs

Pts 31, at Oregon (2/26/11)
Rebs 12, at UCLA (1/22/11)
Assists 5, vs. Seattle (3/1/11)
FG 12, at Oregon (2/26/11)
3-Pts. -
FT 10, vs. Arizona State (2/5/11)
Steals 4, 2x, last vs. Yale (12/28/10)
Blocks 4, at Oregon (2/26/11)
Mins 37, at UCLA (1/22/11)

Season Notes

Started all 31 games after sitting out 2009-10 with a medical condition ... averaged 11.6 points and a team-best 6.5 rebounds per game ... totaled six double-doubles ... connected on 58.0 percent from the floor ... scored in double-figures 21 times ... led team in rebounding 13 times ... notched first career double-double with 14 points and 10 boards against UC Riverside on Dec. 12 ... scored 15 points against North Carolina A&T on Dec. 15 ... tallied second double-double of the year with 21 points and 10 rebounds against Oklahoma State on Dec. 21 ... notched double-double with 15 points and 11 rebounds against Arizona State on Jan. 6 ... scored 18 points on 9-17 shooting at Arizona on Jan. 9 ... pitched in with 14 points, including the game-winning tip-in, and five boards against Washington on Jan. 13 ... contributed 12 points and 10 boards against Washington State on Jan. 15 for his fourth double-double ... posted fifth double-double on Jan. 22 against UCLA, adding 14 points and a career-high 12 boards ... added 14 points and eight rebounds against Oregon State on Jan. 29 ... totaled 16 points, eight boards and was 10-12 from free throw line against Arizona State on Feb. 5 ... scored career-high 31 points to go along with 11 boards and four blocks in 31 minutes at Oregon on Feb. 26.

OPPONENT	FG-A	3FG-A	FT-A	REB	PTS	A	TO	BK	ST	MIN
San Diego	3-6	0-0	2-2	4	8	0	1	0	1	23
Virginia	2-4	0-0	3-3	3	7	1	3	0	0	18
Ark.-Pine Bluff	6-9	0-0	2-2	9	14	2	1	2	3	27
Murray State	5-7	0-0	0-0	5	10	0	3	1	0	17
Tulsa	5-9	0-0	0-0	3	10	0	2	1	0	28
DePaul	2-4	0-0	0-0	8	4	3	4	1	1	29
UC Riverside	6-10	0-0	2-3	10	14	2	5	1	1	33
NC A&T	7-11	0-0	1-2	8	15	1	1	2	1	31
Butler	6-12	0-0	1-3	4	13	0	4	1	0	28
Oklahoma State	8-15	0-0	5-7	10	21	1	0	1	1	35
Yale	5-8	0-0	2-6	5	12	0	4	1	4	29
California	3-5	0-0	1-2	6	7	1	3	0	2	19
Arizona State	6-8	0-0	3-5	11	15	0	2	0	1	31
Arizona	9-17	0-0	0-2	3	18	1	1	1	0	35
Washington	7-9	0-0	0-2	5	14	1	0	2	1	33
Washington St.	5-7	0-0	2-4	10	12	0	3	0	1	31
USC	1-8	0-1	1-1	4	3	0	1	0	1	11
UCLA	4-8	0-0	6-8	12	14	3	2	1	0	37
Oregon	1-3	0-0	2-2	4	4	0	3	0	0	23
Oregon State	7-9	0-0	0-0	8	14	1	2	2	0	32
Arizona	5-8	0-0	3-7	9	13	1	1	0	1	26
Arizona State	3-4	0-0	10-12	8	16	2	1	0	0	21
Washington St.	1-6	0-0	0-0	4	2	2	1	0	0	17
Washington	6-8	0-0	0-0	5	12	2	3	1	0	28
UCLA	5-7	0-0	2-4	5	12	1	0	0	1	34
USC	6-10	0-0	1-3	7	13	2	2	1	1	28
Oregon State	3-11	0-0	0-0	2	6	1	0	0	1	26
Oregon	12-15	0-0	7-8	11	31	2	3	4	0	31
Seattle	5-7	0-0	3-4	6	13	5	1	2	1	28
California	2-6	0-0	0-2	3	4	0	1	1	1	24
Oregon State	2-5	0-0	2-4	5	6	1	0	2	1	26

(22) Jarrett Mann
Junior - 6-4 - 190 - G
Middletown, DE



2010-11 Season Highs

Pts 14, vs. Arizona State (2/5/11)
Rebs 8, vs. Arizona (2/3/11)
Assists 11, at Washington State (2/10/11)
FG 4, vs. Arizona (2/3/11)
3-Pts. 1, vs. Yale (12/28/10)
FT 8, vs. Arizona State (2/5/11)
Steals 4, vs. Arizona State (2/5/11)
Blocks 1, 6x, last at California (3/5/11)
Mins 38, vs. Arizona (2/3/11)

Career Highs

Pts 14, vs. Arizona State (2/5/11)
Rebs 8, 2x, last vs. Arizona (2/3/11)
Assists 11, at Washington State (2/10/11)
FG 4, 4x, last vs. Arizona (2/3/11)
3-Pts. 2, at UCLA (2/4/10)
FT 8, vs. Arizona State (2/5/11)
Steals 4, vs. Arizona State (2/5/11)
Blocks 1, 7x, last vs. Seattle (3/1/11)
Mins 38, vs. Arizona (2/3/11)

Season Notes

Started all 31 games ... averaged 4.9 points, 3.2 rebounds and a team-best 4.2 assists per game ... dished out a team-high 130 assists ... scored in double figures three times ... added five points, including his first three-pointer of the year, against Yale on Dec. 28 ... scored 11 points while grabbing seven boards against Arizona State on Jan. 6, also finishing 5-7 from the foul line ... against Arizona on Jan. 9, added six points, four rebounds and four assists in 33 minutes ... pitched in with nine points and five boards while going 5-6 from the free throw line against Washington on Jan. 13 ... against Oregon State on Jan. 29, dished out seven assists to go along with seven points ... against Arizona on Feb. 3, scored 11 points while matching career high with eight rebounds in 38 minutes ... contributed a career-high 14 points and four steals, in addition to dishing out seven assists and going 8-12 from the foul line in a win over Arizona State on Feb. 5 ... dished out career-high 11 assists against Washington State on Feb. 10 while scoring seven points ... handed out 10 assists in 29 minutes against Oregon State on Feb. 24.

OPPONENT	FG-A	3FG-A	FT-A	REB	PTS	A	TO	BK	ST	MIN
San Diego	1-4	0-0	2-5	4	4	4	2	0	0	22
Virginia	1-3	0-1	0-4	3	2	3	3	1	0	22
Ark.-Pine Bluff	0-1	0-1	3-8	1	3	3	4	0	1	20
Murray State	0-1	0-1	1-5	0	1	3	3	0	0	23
Tulsa	1-2	0-0	0-0	1	2	3	3	0	0	19
DePaul	2-2	0-0	0-2	0	4	3	3	0	0	26
UC Riverside	2-8	0-2	2-4	7	6	5	4	0	2	33
NC A&T	1-4	0-0	0-0	3	2	5	0	0	2	28
Butler	0-2	0-1	3-4	0	3	1	1	0	0	18
Oklahoma State	0-4	0-0	2-4	3	2	3	3	0	0	22
Yale	1-4	1-1	2-4	0	5	2	1	1	0	30
California	2-5	0-0	1-3	3	5	2	2	0	3	32
Arizona State	3-5	0-0	5-7	7	11	3	4	0	0	36
Arizona	2-2	0-0	2-2	4	6	4	2	0	2	33
Washington	2-8	0-1	5-6	5	9	1	3	0	1	35
Washington St.	1-5	0-0	3-4	2	5	5	6	0	1	31
USC	1-6	0-0	0-0	3	2	1	1	0	0	19
UCLA	3-11	0-2	0-2	3	6	2	0	0	1	33
Oregon	2-7	0-0	2-2	4	6	3	2	0	1	36
Oregon State	2-10	0-2	3-4	1	7	7	3	0	0	37
Arizona	4-7	0-2	3-5	8	11	5	2	0	1	38
Arizona State	3-6	0-0	8-12	3	14	7	1	0	4	34
Washington St.	1-3	0-0	5-6	4	7	11	2	0	1	35
Washington	2-9	0-2	1-4	6	5	3	7	0	3	27
UCLA	0-3	0-0	0-4	0	0	6	1	0	3	30
USC	0-2	0-0	1-2	1	1	3	1	1	0	12
Oregon State	2-3	0-0	0-1	4	4	10	3	0	1	29
Oregon	3-7	0-0	0-3	4	6	7	3	1	0	36
Seattle	0-4	0-0	1-4	6	1	6	6	1	1	28
California	2-3	0-0	0-2	2	4	3	2	1	0	29
Oregon State	1-7	0-1	5-9	6	7	6	2	0	2	34

(23) Gabriel Harris
Sophomore - 6-2 - 190 - G
Birmingham, AL



2010-11 Season Highs

Pts 12, vs. San Diego (11/15/10)
Rebs 3, 2x, last at Butler (12/18/10)
Assists 3, vs. Ark.-Pine Bluff (11/21/10)
FG 5, vs. San Diego (11/15/10)
3-Pts. 2, vs. San Diego (11/15/10)
FT 2, 4x, last vs. Washington (1/13/11)
Steals 2, vs. Tulsa (11/26/08)
Blocks 1, vs. San Diego (11/15/10)
Mins 17, at Butler (12/18/10)

Career Highs

Pts 12, vs. San Diego (11/15/10)
Rebs 3, 4x, last at Butler (12/18/10)
Assists 3, vs. Ark.-Pine Bluff (11/21/10)
FG 5, vs. San Diego (11/15/10)
3-Pts. 2, vs. San Diego (11/15/10)
FT 2, 4x, last vs. Washington (1/13/11)
Steals 2, vs. Tulsa (11/26/08)
Blocks 1, 3x, last vs. San Diego (11/15/10)
Mins 22, at Northwestern (12/19/09)

Season Notes

Appeared in 26 games, making two starts ... averaged 1.4 points per game ... scored a career-high 12 points on 5-6 shooting in 15 minutes against San Diego on Nov. 15 ... chipped in with five points against North Carolina A&T on Dec. 15 ... made first career start against Oklahoma State on Dec. 21 ... against California on Mar. 5, contributed seven points on 3-4 shooting in seven minutes.

OPPONENT	FG-A	3FG-A	FT-A	REB	PTS	A	TO	BK	ST	MIN
San Diego	5-6	2-2	0-1	3	12	2	0	1	0	15
Virginia	0-0	0-0	1-2	0	1	0	1	0	0	9
Ark.-Pine Bluff	0-2	0-1	0-0	1	0	3	0	0	0	10
Murray State	0-3	0-1	0-0	1	0	1	2	0	1	11
Tulsa	0-2	0-0	2-2	2	2	0	2	0	2	13
DePaul	0-0	0-0	2-2	0	2	0	1	0	0	6
UC Riverside	0-1	0-0	2-2	0	2	0	1	0	0	13
NC A&T	2-4	1-1	0-0	0	5	0	0	0	0	9
Butler	0-3	0-1	1-2	3	1	1	2	0	1	17
Oklahoma State	0-1	0-1	0-0	0	0	0	1	0	0	5
Yale	1-1	0-0	0-0	0	2	0	0	0	0	7
California	0-0	0-0	1-2	0	1	0	0	0	0	1
Arizona State	0-1	0-0	0-0	1	0	1	1	0	0	5
Arizona	0-1	0-1	0-0	0	0	0	0	0	0	4
Washington	0-3	0-0	2-2	0	2	1	3	0	1	11
Washington St.	0-3	0-2	0-0	1	0	1	0	0	1	11
USC	0-2	0-1	0-0	0	0	0	0	0	0	10
UCLA	0-1	0-1	0-0	2	0	1	0	0	0	6
Oregon State	0-0	0-0	0-0	0	0	1	2	0	0	5
Arizona State	0-0	0-0	0-0	0	0	1	3	0	0	4
Washington	0-1	0-1	0-0	1	0	0	0	0	0	3
USC	0-1	0-0	0-0	0	0	1	1	0	0	6
Seattle	0-0	0-0	0-0	0	0	0	2	0	0	4
California	3-4	1-1	0-0	0	7	1	0	0	1	7
Oregon State	0-0	0-0	0-0	0	0	0	1	0	1	5

(24) Josh Huestis
Freshman - 6-7 - 223 - F
Great Falls, MT



2010-11 Season Highs

Pts 11, vs. USC (2/19/11)
Rebs 6, vs. UC Riverside (12/12/10)
Assists 2, at Oregon State (2/24/11)
FG 4, vs. USC (2/19/11)
3-Pts. 1, 2x, last at Oregon State (2/24/11)
FT 3, vs. USC (2/19/11)
Steals 1, 3x, last at Oregon State (2/24/11)
Blocks 2, vs. San Diego (11/15/10)
Mins 23, vs. Arizona State (2/5/11)

Career Highs

Pts 11, vs. USC (2/19/11)
Rebs 6, vs. UC Riverside (12/12/10)
Assists 2, at Oregon State (2/24/11)
FG 4, vs. USC (2/19/11)
3-Pts. 1, 2x, last at Oregon State (2/24/11)
FT 3, vs. USC (2/19/11)
Steals 1, 3x, last at Oregon State (2/24/11)
Blocks 2, vs. San Diego (11/15/10)
Mins 23, vs. Arizona State (2/5/11)

Season Notes

Participated in 28 games, all as a reserve ... averaged 2.3 points and 2.0 rebounds per game ... converted the second of two free throw attempts in the first half against San Diego on Nov. 15 for his first collegiate point ... chipped in with three blocks on the year ... added a career-high six boards in 12 minutes off the bench against UC Riverside on Dec. 12 ... finished with five points and four rebounds against Arizona State on Jan. 6 ... tallied six points and four rebounds against USC on Jan. 20 ... playing 19 minutes against Arizona on Feb. 3, pitched in with four points and three boards ... scored four points in career-high 23 minutes versus Arizona State on Feb. 5 ... came off the bench to score a career-best 11 points on 4-5 shooting with five boards in 19 minutes against USC on Feb. 19 ... added seven points and three rebounds in 19 minutes against Oregon State on Feb. 24.

OPPONENT	FG-A	3FG-A	FT-A	REB	PTS	A	TO	BK	ST	MIN
San Diego	1-4	0-2	1-2	2	3	1	0	2	0	14
Virginia	0-3	0-1	0-1	3	0	0	0	0	0	7
Ark.-Pine Bluff	1-5	1-3	1-2	4	4	0	0	1	0	13
Murray State	0-1	0-1	2-2	2	2	0	0	0	0	6
Tulsa	0-1	0-0	0-0	1	0	0	0	0	0	6
DePaul	1-1	0-0	0-2	0	2	0	0	0	0	2
UC Riverside	1-3	0-1	0-0	6	2	1	1	0	1	12
NC A&T	0-1	0-0	0-0	2	0	0	0	0	0	6
Butler	0-1	0-0	0-0	1	0	0	0	0	0	10
Yale	0-0	0-0	0-0	0	0	0	0	0	0	1
Arizona State	2-2	0-0	1-1	4	5	0	0	0	0	8
Arizona	0-0	0-0	0-0	0	0	0	0	0	0	4
Washington	0-0	0-0	0-0	0	0	0	0	0	0	3
Washington St.	0-0	0-0	0-0	0	0	0	0	0	0	2
USC	2-6	0-1	2-2	4	6	0	0	0	0	17
UCLA	0-1	0-0	0-0	1	0	0	0	0	0	7
Oregon State	1-1	0-0	0-0	2	2	0	0	0	0	8
Arizona	2-2	0-0	0-0	3	4	1	0	1	1	19
Arizona State	2-2	0-0	0-0	2	4	0	0	1	0	23
Washington St.	2-3	0-0	0-0	3	4	0	0	0	0	17
Washington	1-3	0-0	0-0	3	2	0	0	0	0	8
UCLA	0-0	0-0	0-0	0	0	0	1	0	0	4
USC	4-5	0-0	3-4	5	11	0	1	0	0	19
Oregon State	2-3	1-1	2-2	3	7	2	3	1	1	19
Oregon	0-1	0-0	0-0	1	0	0	1	0	0	14
Seattle	1-1	0-0	1-2	2	3	1	0	1	0	11
California	1-3	0-0	0-0	2	2	1	0	0	0	14
Oregon State	0-2	0-0	0-0	0	0	0	0	0	0	2

(32) Chris Barnum
Freshman - 6-1 - 175 - G
Los Angeles, CA



2010-11 Season Highs

Pts -
Rebs 1, vs. Ark.-Pine Bluff (11/21/10)
Assists -
FG -
3-Pts. -
FT -
Steals 1, vs. Ark.-Pine Bluff (11/21/10)
Blocks -
Mins 2, vs. Ark.-Pine Bluff (11/21/10)

Career Highs


Pts -
Rebs 1, vs. Ark.-Pine Bluff (11/21/10)
Assists -
FG -
3-Pts. -
FT -
Steals 1, vs. Ark.-Pine Bluff (11/21/10)
Blocks -
Mins 2, vs. Ark.-Pine Bluff (11/21/10)

Season Notes

Played the final two minutes against Arkansas-Pine Bluff on Nov. 21, grabbing a rebound and coming up with a steal in his collegiate debut.

OPPONENT	FG-A	3FG-A	FT-A	REB	PTS	A	TO	BK	ST	MIN
Ark.-Pine Bluff	0-0	0-0	0-0	1	0	0	0	0	1	2

(33) Dwight Powell
Freshman - 6-9 - 227 - F
Toronto, Ontario, Canada



2010-11 Season Highs

Pts 20, vs. California (1/2/11)
Rebs 11, at Oregon (2/26/11)
Assists 4, at Oregon State (2/24/11)
FG 7, 3x, last at Washington State (2/10/11)
3-Pts. 2, vs. NC A&T (12/16/10)
FT 9, vs. DePaul (11/28/10)
Steals 5, vs. Oregon (1/27/11)
Blocks 3, 3x, last at Oregon (2/26/11)
Mins 39, vs. DePaul (11/28/10)


Career Highs

Pts 20, vs. California (1/2/11)
Rebs 11, at Oregon (2/26/11)
Assists 4, at Oregon State (2/24/11)
FG 7, 3x, last at Washington State (2/10/11)
3-Pts. 2, vs. NC A&T (12/16/10)
FT 9, vs. DePaul (11/28/10)
Steals 5, vs. Oregon (1/27/11)
Blocks 3, 3x, last at Oregon (2/26/11)
Mins 39, vs. DePaul (11/28/10)

Season Notes

Played in 31 games, making 26 starts ... averaged 8.1 points and 5.2 rebounds per game ... shot 47.1 percent from the field, 68.3 percent from the foul line ... scored in double-figures 11 times ... led team in rebounding 11 times ... knocked down a pair of free throws against San Diego on Nov. 15 for his first career points ... scored 10 points against Virginia on Nov. 18 ... contributed 16 points on 7-10 shooting versus Murray State on Nov. 25 ... added 13 points (9-9 free throws) and 10 boards against DePaul on Nov. 28 for his first career double-double ... chipped in with 20 points and seven boards against California on Jan. 2 ... pitched in with 11 points and seven boards against Washington on Jan. 13 ... grabbed 10 rebounds against Washington State on Jan. 15 ... against Oregon on Jan. 27, totaled 14 points, six boards, five steals and three blocks ... added 16 points and eight boards against Washington State on Feb. 11 ... hauled down 10 rebounds against USC on Feb. 19 ... posted his second double-double with 11 points and career-high 11 boards against Oregon on Feb. 26 ... added 11 points and eight rebounds versus Oregon State on Mar. 9.

OPPONENT	FG-A	3FG-A	FT-A	REB	PTS	A	TO	BK	ST	MIN
San Diego	2-6	0-1	3-4	4	7	3	4	0	1	22
Virginia	5-5	0-0	0-0	1	10	1	0	0	0	25
Ark.- Pine Bluff	4-5	0-0	4-6	2	12	1	2	0	1	20
Murray State	7-10	1-1	1-2	4	16	1	5	1	0	32
Tulsa	0-0	0-0	2-2	4	2	1	0	0	1	26
DePaul	2-4	0-0	9-9	10	13	2	5	0	1	39
UC Riverside	0-1	0-0	1-2	2	1	1	0	2	0	17
NC A&T	3-7	2-4	1-2	7	9	0	0	1	0	24
Butler	1-2	0-0	4-6	5	6	1	2	1	1	20
Oklahoma State	3-4	0-0	4-5	4	10	0	0	2	0	20
Yale	1-5	1-1	1-2	2	4	0	0	0	0	10
California	7-11	0-1	6-7	7	20	2	1	1	1	28
Arizona State	3-8	0-1	2-2	3	8	3	1	0	1	32
Arizona	2-4	0-0	1-1	4	5	1	0	0	1	17
Washington	3-7	0-0	5-7	7	11	0	2	1	0	33
Washington St.	3-8	0-0	3-3	10	9	0	0	1	0	29
USC	1-8	0-1	1-1	4	3	0	1	0	1	11
UCLA	3-7	1-1	2-3	7	9	1	2	2	1	25
Oregon	6-8	0-1	2-7	6	14	1	3	3	5	34
Oregon State	3-3	0-0	3-4	5	9	0	1	3	0	22
Arizona	2-7	0-1	2-2	4	6	1	2	1	0	24
Arizona State	3-7	1-1	0-0	2	7	0	0	1	0	13
Washington St.	7-12	0-2	2-4	8	16	0	1	1	3	29
Washington	1-2	0-0	1-2	3	3	0	1	1	1	20
UCLA	1-7	0-1	0-0	5	2	1	2	0	1	17
USC	1-4	0-1	1-2	10	3	1	2	0	0	26
Oregon State	2-5	0-1	1-2	2	5	4	1	0	1	32
Oregon	3-8	1-3	4-6	11	11	0	0	3	1	33
Seattle	2-4	0-0	2-4	2	6	1	1	1	1	25
California	2-6	0-2	0-2	7	4	2	3	1	1	23
Oregon State	5-12	0-1	1-2	8	11	1	2	1	0	28

(34) Andrew Zimmermann**Junior - 6-8 - 230 - F****Oostburg, WI****2010-11 Season Highs**

Pts 14, vs. San Diego (11/15/10)
Rebs 6, 2x, last vs. NC A&T (12/16/10)
Assists 2, 3x, last vs. California (1/2/11)
FG 6, vs. San Diego (11/15/10)
3-Pts. 2, vs. Virginia (11/18/10)
FT 3, vs. Yale (12/28/10)
Steals 2, 2x, last vs. Yale (12/28/10)
Blocks 2, 2x, last vs. Yale (12/28/10)
Mins 25, vs. Virginia (11/18/10)

Career Highs

Pts 14, 3x, last vs. San Diego (11/15/10)
Rebs 9, vs. Pacific (12/12/07)
Assists 4, vs. Montana (12/13/07)
FG 7, vs. James Madison (12/29/09)
3-Pts. 2, vs. Virginia (11/18/10)
FT 4, 3x, last vs. UCLA (1/9/10)
Steals 2, 6x, last vs. Yale (12/28/10)
Blocks 2, 3x, last vs. Yale (12/28/10)
Mins 35, vs. USC (1/6/10)

Season Notes

Played in 25 games, making one start ... averaged 2.8 points and 2.4 rebounds per game ... recorded 11 blocks and 10 steals ... matched a career high with 14 points against San Diego on Nov. 15 ... added 12 points on 5-12 shooting against Virginia on Nov. 18 ... was penciled into the starting lineup on Dec. 21 at Oklahoma State ... contributed eight points and six boards against North Carolina A&T on Dec. 15 ... added seven points and five boards against Yale on Dec. 28 ... contributed four points and three rebounds in eight minutes versus Washington State on Jan. 15.

OPPONENT	FG-A	3FG-A	FT-A	REB	PTS	A	TO	BK	ST	MIN
San Diego	6-7	0-0	2-3	4	14	1	1	1	1	23
Virginia	5-12	2-4	0-1	5	12	2	1	1	0	25
Ark.- Pine Bluff	1-2	0-1	2-3	5	4	0	0	1	0	14
Murray State	2-6	0-1	1-1	6	5	1	2	0	1	24
Tulsa	2-5	0-2	0-1	0	4	0	4	0	2	13
DePaul	0-1	0-0	2-2	3	2	2	0	2	0	14
UC Riverside	0-3	0-1	0-0	1	0	0	1	0	1	11
NC A&T	3-4	0-0	2-4	6	8	1	3	1	1	21
Butler	0-2	0-0	0-0	1	0	0	0	0	0	11
Oklahoma State	0-0	0-0	0-0	2	0	1	4	0	1	18
Yale	2-3	0-1	3-4	5	7	0	1	2	2	18
California	0-1	0-0	0-0	2	0	2	1	0	0	11
Arizona	1-1	0-0	0-0	2	2	1	0	0	0	10
Washington St.	2-3	0-0	0-0	3	4	0	0	0	0	8
USC	1-4	0-0	0-0	3	2	0	3	0	0	12
UCLA	0-2	0-0	0-0	2	0	0	1	0	0	4
Oregon	1-2	0-0	0-2	1	2	1	1	0	1	11
Arizona	0-1	0-0	0-0	0	0	0	0	0	0	4
Arizona State	0-0	0-0	0-0	0	0	0	1	0	0	2
Washington	0-0	0-0	0-0	1	0	0	0	0	0	6
UCLA	1-2	0-0	0-0	1	2	1	1	1	0	10
USC	0-1	0-0	0-0	1	0	1	1	0	0	6
California	0-2	0-1	2-4	3	2	0	0	1	0	12
Oregon State	0-3	0-0	1-2	2	1	0	0	1	0	5

(40) John Gage**Freshman - 6-9 - 220 - F/C****Vashon Island, WA****2010-11 Season Highs**

Pts 9, 2x, last at Washington (2/12/11)
Rebs 5, vs. Ark.-Pine Bluff (11/21/10)
Assists 1, 3x, last vs. UCLA (2/17/11)
FG 3, 4x, last at Oregon State (2/24/11)
3-Pts. 3, 2x, last at Washington (2/12/11)
FT 4, at USC (1/20/11)
Steals -
Blocks 3, vs. Ark.-Pine Bluff (11/21/10)
Mins 18, 2x, last vs. USC (2/19/11)

Career Highs


Pts 9, 2x, last at Washington (2/12/11)
Rebs 5, vs. Ark.-Pine Bluff (11/21/10)
Assists 1, 3x, last vs. UCLA (2/17/11)
FG 3, 4x, last at Oregon State (2/24/11)
3-Pts. 3, 2x, last at Washington (2/12/11)
FT 4, at USC (1/20/11)
Steals -
Blocks 3, vs. Ark.-Pine Bluff (11/21/10)
Mins 18, 2x, last vs. USC (2/19/11)

Season Notes

Appeared in 20 games, making one start ... averaged 3.8 points and 1.3 rebounds per game ... despite only playing in 166 total minutes, his season average (pro-rated totals based on a 40-minute game) ranked him as one of Stanford's most efficient players: 4.1 three-pointers per game (first), 18.1 points per game (second) and 6.0 field goals per game (third) ... canned a jumper with 16 seconds left against San Diego on Nov. 15 for his first collegiate points ... in 10 minutes of action against Arkansas-Pine Bluff on Nov. 21, finished with three points and five boards ... against USC on Jan. 20, scored four points off the bench in 12 minutes ... scored six points off two triples in eight minutes against Oregon State on Jan. 29 ... in 13 minutes of action against Arizona on Feb. 3, nailed three triples for a season-best nine points to go along with three rebounds ... totaled eight points, knocking down two three-pointers, in 15 minutes against Arizona State on Feb. 5 ... matched season-best total with nine points (all on three-pointers) against Washington on Feb. 12 ... received his first starting nod on Feb. 19 against USC, scoring six points in 18 minutes ... against Oregon State on Feb. 24, scored seven points in seven minutes off bench.

OPPONENT	FG-A	3FG-A	FT-A	REB	PTS	A	TO	BK	ST	MIN
San Diego	1-2	0-0	0-0	0	2	0	0	0	0	2
Virginia	0-0	0-0	0-0	0	0	0	0	0	0	2
Ark.- Pine Bluff	1-2	1-1	0-2	5	3	0	1	3	0	10
UC Riverside	0-0	0-0	0-0	0	0	0	0	0	0	1
NC A&T	1-2	0-1	0-0	0	2	0	0	0	0	4
Butler	0-1	0-1	0-0	1	0	1	0	0	0	6
Yale	0-0	0-0	0-0	0	0	0	0	0	0	1
USC	0-4	0-4	4-4	2	4	0	0	0	0	12
Oregon State	2-4	2-4	0-0	0	6	0	2	0	0	8
Arizona	3-7	3-7	0-0	3	9	0	0	1	0	13
Arizona State	3-6	2-3	0-0	2	8	1	0	0	0	15
Washington St.	1-2	1-2	0-0	1	3	0	0	0	0	7
Washington	3-5	3-5	0-0	0	9	0	0	0	0	18
UCLA	2-6	1-4	2-2	3	7	1	1	0	0	14
USC	2-8	2-6	0-0	2	6	0	1	0	0	18
Oregon State	3-4	1-2	0-0	2	7	0	0	0	0	7
Oregon	0-0	0-0	0-0	0	0	0	0	0	0	1
Seattle	2-3	1-2	0-0	2	5	0	2	2	0	15
California	1-5	0-3	0-0	1	2	0	1	0	0	8
Oregon State	0-2	0-1	2-2	1	2	0	0	0	0	4

(45) Jeremy Green
Junior - 6-4 - 198 - G
Austin, TX



2010-11 Season Highs

Pts 27, vs. UCLA (2/17/11)
Rebs 12, at Washington (2/12/11)
Assists 4, vs. Oregon State (1/29/11)
FG 9, 2x, last at Oregon State (2/24/11)
3-Pts. 7, vs. Oregon State (3/9/11)
FT 6, 2x, last at California (3/5/11)
Steals 2, 3x, last at Oregon State (2/24/11)
Blocks 1, 4x, last vs. Seattle (3/1/11)
Mins 39, vs. DePaul (11/28/10)

Career Highs

Pts 30, vs. UCLA (1/9/10)
Rebs 12, at Washington (2/12/11)
Assists 4, vs. Oregon State (1/29/11)
FG 11, vs. UCLA (1/9/10)
3-Pts. 7, vs. Oregon State (3/9/11)
FT 10, at Oregon (2/18/10)
Steals 3, 2x, last at Oregon (2/18/10)
Blocks 1, 8x, last vs. Oregon State (1/29/11)
Mins 44, vs. Kentucky (11/25/09)

Season Notes

Started all 31 games ... averaged team-best 16.7 points per game ... led club in three-pointers (88-205) ... 85-107 from the foul line (79.4 percent) ... knocked down at least three triples in a game 18 times ... scored in double-figures 26 times ... tallied 13 20-point games ... led team in scoring 19 times ... finished with 21 points against Virginia on Nov. 18 ... added 20 points against Tulsa on Nov. 26 ... contributed 22 points against UC Riverside on Dec. 12 ... added 17 points against Oklahoma State on Dec. 21 ... totaled 21 points in a victory over California on Jan. 2 ... added 15 points at Arizona on Jan. 9 ... dished out career-high four assists against Oregon State on Jan. 29 ... added 21 points against Arizona on Feb. 3 ... tallied 23 points against Arizona State on Feb. 5, including a 5-5 mark from long range ... scored 24 points (5-5 from three-point territory) against Washington State on Feb. 10 ... poured in 24 points and pulled down a career-high 12 boards at Washington on Feb. 12 for his first career double-double ... tallied season-high 27 points on 9-16 shooting against UCLA on Feb. 17 ... chipped in with 24 points on 9-14 shooting (4-9 three-pointers) at Oregon State on Feb. 24 ... contributed 15 points on 6-10 shooting in 32 minutes during a win at Oregon on Feb. 26 ... scored team-high 22 points on 7-9 shooting (4-5 three-pointers) against Seattle on Mar. 1 ... tallied 25 points (including a career-high seven treys) against Oregon State on Mar. 9.

OPPONENT	FG-A	3FG-A	FT-A	REB	PTS	A	TO	BK	ST	MIN
San Diego	1-7	0-2	0-0	3	2	0	3	0	1	20
Virginia	8-13	5-9	0-0	2	21	1	1	0	0	30
Ark.- Pine Bluff	6-13	4-7	5-6	3	21	0	0	0	1	23
Murray State	3-10	3-8	0-0	0	9	1	1	0	0	29
Tulsa	7-21	3-7	3-3	6	20	1	3	0	0	29
DePaul	8-16	1-4	2-4	2	19	2	2	1	0	39
UC Riverside	8-23	5-10	1-1	1	22	1	3	0	0	37
NC A&T	7-18	4-10	0-0	0	18	3	0	0	1	29
Butler	5-15	2-8	4-4	3	16	0	1	0	0	30
Oklahoma State	6-12	2-4	3-5	5	17	3	3	0	0	34
Yale	6-12	3-4	0-0	4	15	1	1	0	1	34
California	6-9	4-5	5-6	1	21	0	2	0	1	36
Arizona State	2-10	1-5	2-2	4	7	0	4	1	2	35
Arizona	5-14	1-5	4-6	6	15	1	3	0	0	36
Washington	4-12	2-5	2-4	4	12	0	1	0	1	34
Washington St.	5-16	3-11	0-0	6	13	1	1	0	2	37
USC	2-9	0-2	1-2	3	5	1	0	0	1	28
UCLA	4-15	2-6	2-2	2	12	0	3	0	0	27
Oregon	3-10	3-8	4-4	2	13	1	3	0	1	37
Oregon State	2-9	1-6	1-2	4	6	4	4	1	0	31
Arizona	8-21	2-9	3-4	1	21	0	0	0	0	29
Arizona State	6-8	5-5	6-8	4	23	3	2	0	0	38
Washington St.	7-9	5-5	5-5	3	24	3	4	0	0	37
Washington	8-17	3-8	5-5	12	24	0	4	0	0	32
UCLA	9-16	5-8	4-4	5	27	1	4	0	0	37
USC	3-13	0-4	5-6	4	11	0	1	0	1	33
Oregon State	9-14	4-9	2-4	4	24	1	3	0	2	34
Oregon	6-10	1-4	2-2	3	15	1	1	0	0	32
Seattle	7-9	4-5	4-7	5	22	0	3	1	1	35
California	5-10	3-7	6-7	0	19	0	4	0	0	31
Oregon State	7-18	7-15	4-4	3	25	0	1	0	0	38

(50) Jack Trotter
Junior - 6-9 - 230 - F/C
Moraga, CA



2010-11 Season Highs

Pts 11, vs. DePaul (11/28/10)
Rebs 9, vs. UC Riverside (12/12/10)
Assists 1, 7x, last vs. Washington St. (1/15/11)
FG 5, vs. DePaul (11/28/10)
3-Pts. 1, 2x, last vs. UC Riverside (12/12/10)
FT 3, 2x, last vs. NC A&T (12/16/10)
Steals 2, vs. San Diego (11/15/10)
Blocks 2, at Butler (12/18/10)
Mins 27, 2x, last at Butler (12/18/10)

Career Highs

Pts 14, 2x, last at Oregon (2/18/10)
Rebs 11, vs. UC Davis (12/13/09)
Assists 4, vs. Oregon (1/23/10)
FG 6, at Oregon (2/18/10)
3-Pts. 2, at USC (2/6/10)
FT 6, at Washington (1/14/10)
Steals 2, vs. San Diego (11/15/10)
Blocks 2, 3x, last at Butler (12/18/10)
Mins 36, at Washington State (1/16/10)

Season Notes

Played in 28 games, making 12 starts ... averaged 3.2 points and 3.4 rebounds per game ... grabbed at least five rebounds in a game nine times ... added 11 points and seven boards against DePaul on Nov. 28 ... hauled down a season-best nine rebounds in a win over UC Riverside on Dec. 12 ... tallied six points, seven boards and two blocks against Butler on Dec. 18 ... snagged eight rebounds and finished with six points against Yale on Dec. 28 ... against California on Mar. 5, finished with seven points and three boards in 13 minutes ... added four points and five rebounds in 14 minutes against Oregon State on Mar. 9.

OPPONENT	FG-A	3FG-A	FT-A	REB	PTS	A	TO	BK	ST	MIN
San Diego	2-6	0-2	3-4	6	7	0	0	0	2	18
Virginia	1-3	0-1	0-0	5	2	0	1	0	0	23
Ark.- Pine Bluff	1-2	0-0	2-2	2	4	1	1	0	0	14
Murray State	2-2	0-0	1-2	8	5	1	0	0	0	22
Tulsa	1-2	0-0	0-0	4	2	0	1	1	0	16
DePaul	5-6	1-2	0-0	7	11	0	1	0	0	23
UC Riverside	2-6	1-2	0-0	9	5	1	0	1	0	27
NC A&T	2-6	0-2	3-4	6	7	0	1	0	0	22
Butler	2-6	0-1	2-3	7	6	1	0	2	0	27
Oklahoma State	0-0	0-0	0-0	1	0	0	0	0	0	15
Yale	2-3	0-0	2-4	8	6	1	1	0	0	22
California	3-4	1-2	0-0	4	7	1	0	0	0	23
Arizona State	1-4	0-1	0-0	1	2	0	1	0	0	10
Arizona	2-3	0-0	0-0	0	4	0	0	0	0	15
Washington	1-1	0-0	0-0	1	2	0	0	0	1	11
Washington St.	0-2	0-0	0-0	2	0	1	0	0	0	9
USC	0-3	0-0	0-2	3	0	0	1	0	0	13
UCLA	0-4	0-1	0-0	3	0	0	1	0	0	7
Oregon	1-2	0-0	0-0	1	2	0	1	0	0	6
Oregon State	1-1	0-0	2-4	2	4	0	2	0	0	10
Arizona	0-0	0-0	0-0	1	0	0	0	0	0	1
Arizona State	0-0	0-0	1-2	1	1	0	0	1	0	7
Washington St.	1-3	0-0	0-0	3	2	0	2	0	0	9
Washington	0-0	0-0	0-0	0	0	0	0	0	0	2
UCLA	0-0	0-0	0-0	2	0	0	0	0	0	2
Oregon State	0-0	0-0	0-0	0	0	0	1	0	0	2
California	3-4	0-0	1-2	3	7	0	0	0	0	13
Oregon State	2-3	0-0	0-0	5	4	1	2	1	0	14

1-0, 0-0 Pac-10

Official Basketball Box Score -- Game Totals -- Final Statistics

San Diego vs Stanford
11/15/10 7 p.m. at Stanford, CA

San Diego 48 - 1-1, 0-0 WCC

#	Player	Total			3-Ptr			Rebounds			PF	TP	A	TO	Blk	Stl	Min
		FG-FGA	FG-FGA	FT-FTA	Off	Def	Tot	Off	Def	Tot							
34	Manresa, Chris	f	4-5	0-0	0-0	1	6	7	3	8	3	2	2	0	0	24	
42	Gabriel, Chris	c	0-3	0-0	2-2	0	0	0	3	2	0	1	0	0	8		
00	Norris, Darian	g	2-5	2-4	4-4	0	3	3	2	10	0	5	0	3	26		
03	Ginty, Devin	g	4-6	2-3	0-1	1	3	4	2	10	3	1	0	1	25		
20	Dorr, Matt	g	1-4	1-4	0-0	0	3	3	2	3	1	1	0	1	28		
04	Miles, Cameron	g	0-3	0-1	0-0	0	0	0	1	0	1	4	0	0	16		
10	Mackie, Jordan	g	1-3	1-3	0-0	0	2	2	1	3	0	1	1	0	15		
15	Harbour, Ryan	g	0-2	0-0	0-0	1	1	2	1	0	0	1	0	0	6		
21	Fuller, Trevor	g	2-2	0-0	0-0	0	0	0	1	4	0	0	1	0	10		
32	Rancifer, Ken	g	1-6	0-3	2-2	1	2	3	2	4	0	0	0	1	14		
40	Kramer, Dennis	g	2-6	0-4	0-0	1	0	1	2	4	1	2	0	0	28		
Team						1	1	2			2	2					
Totals			17-45	6-22	8-9	6	21	27	20	48	9	20	4	6	200		
FG % 1st Half:			7-22	31.8%	2nd half:	10-23	43.5%	Game:	17-45	37.8%	Deadball						
3FG % 1st Half:			3-11	27.3%	2nd half:	3-11	27.3%	Game:	6-22	27.3%	Rebounds						
FT % 1st Half:			2-2	100.0%	2nd half:	6-7	85.7%	Game:	8-9	88.9%	0						

Stanford 64 - 1-0, 0-0 Pac-10

#	Player	Total			3-Ptr			Rebounds			PF	TP	A	TO	Blk	Stl	Min
		FG-FGA	FG-FGA	FT-FTA	Off	Def	Tot	Off	Def	Tot							
13	Owens, Josh	f	3-6	0-0	2-2	1	3	4	2	8	0	1	0	1	23		
33	Powell, Dwight	f	2-6	0-1	3-4	2	2	4	2	7	3	4	0	1	22		
50	Trotter, Jack	f	2-6	0-2	3-4	4	2	6	1	7	0	0	0	2	18		
22	Mann, Jarrett	g	1-4	0-0	2-5	1	3	4	2	4	4	2	0	0	22		
45	Green, Jeremy	g	1-7	0-2	0-0	2	1	3	2	2	0	3	0	1	20		
02	Bright, Aaron	g	1-4	0-3	0-0	0	0	0	1	2	2	0	0	0	15		
03	Brown, Anthony	g	1-7	1-4	0-2	3	3	6	1	3	1	0	0	1	20		
04	Nastic, Stefan	g	0-0	0-0	0-0	0	0	0	0	0	0	0	0	0	6		
23	Harris, Gabriel	g	5-6	2-2	0-1	0	3	3	1	12	2	0	1	0	15		
24	Huestis, Josh	g	1-4	0-2	1-2	1	1	2	1	3	1	0	2	0	14		
34	Zimmermann, Andrew	g	6-7	0-0	2-3	2	2	4	1	14	1	1	1	1	23		
40	Gage, John	g	1-2	0-0	0-0	0	0	0	0	2	0	0	0	0	2		
Team						2	2	4									
Totals			24-59	3-16	13-23	18	22	40	14	64	14	11	4	7	200		
FG % 1st Half:			13-32	40.6%	2nd half:	11-27	40.7%	Game:	24-59	40.7%	Deadball						
3FG % 1st Half:			1-0	0.0%	2nd half:	2-7	28.6%	Game:	3-16	18.8%	Rebounds						
FT % 1st Half:			5-14	35.7%	2nd half:	5-9	55.6%	Game:	13-23	56.5%	6.1						

Officials: Yeme Harris, David Hall, Don McAllister
Technical fouls: San Diego-None, Stanford-None.
Attendance: 6110

Score by periods	1st	2nd	Total
San Diego	19	29	48
Stanford	35	29	64

3-0, 0-0 Pac-10

Official Basketball Box Score -- Game Totals -- Final Statistics

Arkansas-Pine Bluff vs Stanford
11/21/10 5 p.m. at Stanford, CA

Arkansas-Pine Bluff 49 - 0-0, 0-0 SWAC

#	Player	Total			3-Ptr			Rebounds			PF	TP	A	TO	Blk	Stl	Min
		FG-FGA	FG-FGA	FT-FTA	Off	Def	Tot	Off	Def	Tot							
30	MONTGOMERY, Gavin	f	5-12	1-1	3-4	1	3	4	3	14	1	4	1	6	35		
44	BROUGHTON, Daniel	f	3-6	0-0	1-2	0	2	2	5	7	1	4	1	0	22		
24	MOORE, Dominic	c	1-3	1-2	0-0	0	1	1	5	3	3	2	1	1	30		
15	SMITH, Allen	g	8-20	7-16	0-0	0	1	1	4	23	3	2	0	0	38		
25	MOSLEY, Marcel	g	1-5	0-1	0-0	3	4	7	2	2	4	8	0	2	33		
10	OOTSEY, Antonio	g	0-4	0-2	0-2	0	2	2	3	0	0	1	0	2	15		
12	ROSS, Keith	g	0-6	0-2	0-0	1	1	2	2	0	0	2	0	0	18		
42	JONES, Anthony	g	0-2	0-0	0-0	0	0	0	2	0	0	1	1	0	9		
Team						2	7	9									
Totals			18-58	9-24	4-8	7	21	28	26	49	12	24	4	11	200		
FG % 1st Half:			10-28	35.7%	2nd half:	8-30	26.7%	Game:	18-58	31.0%	Deadball						
3FG % 1st Half:			7-14	50.0%	2nd half:	2-10	20.0%	Game:	9-24	37.5%	Rebounds						
FT % 1st Half:			1-2	50.0%	2nd half:	3-6	50.0%	Game:	4-8	50.0%	2.1						

Stanford 92 - 3-0, 0-0 Pac-10

#	Player	Total			3-Ptr			Rebounds			PF	TP	A	TO	Blk	Stl	Min
		FG-FGA	FG-FGA	FT-FTA	Off	Def	Tot	Off	Def	Tot							
13	Owens, Josh	f	6-9	0-0	2-2	3	6	9	0	14	2	1	2	3	27		
33	Powell, Dwight	f	4-9	0-0	4-6	1	1	2	4	12	1	2	0	1	20		
50	Trotter, Jack	c	1-2	0-0	2-2	1	1	2	0	4	1	1	0	0	14		
22	Mann, Jarrett	g	0-1	0-1	3-8	0	1	1	0	3	3	4	0	1	20		
45	Green, Jeremy	g	6-13	4-7	5-6	0	3	3	0	21	0	0	0	1	23		
02	Bright, Aaron	g	3-6	1-2	0-0	0	1	1	2	7	2	3	0	1	17		
03	Brown, Anthony	g	2-5	1-3	5-6	1	0	1	1	10	0	1	0	0	12		
04	Nastic, Stefan	g	3-4	0-0	2-2	0	7	7	2	8	0	2	0	0	11		
10	Lemons, Robbie	g	1-3	0-0	0-0	1	1	2	0	2	0	1	0	0	5		
20	Mills, Doug	g	0-0	0-0	0-0	0	0	0	0	0	0	0	0	0	2		
23	Harris, Gabriel	g	0-2	0-1	0-0	0	1	1	1	0	3	0	0	0	10		
24	Huestis, Josh	g	1-5	1-3	1-2	0	4	4	0	4	0	0	1	0	13		
32	Barnum, Chris	g	0-0	0-0	0-0	1	0	1	0	0	0	0	0	1	2		
34	Zimmermann, Andrew	g	1-2	0-1	2-3	3	2	5	2	4	0	0	1	0	14		
40	Gage, John	g	1-2	1-1	0-2	2	3	5	0	3	0	1	3	0	10		
Team						1	4	5									
Totals			29-59	8-19	26-39	14	35	49	12	92	12	16	7	8	200		
FG % 1st Half:			12-30	40.0%	2nd half:	17-29	58.6%	Game:	29-59	49.2%	Deadball						
3FG % 1st Half:			3-10	30.0%	2nd half:	5-9	55.6%	Game:	8-19	42.1%	Rebounds						
FT % 1st Half:			8-12	66.7%	2nd half:	18-27	66.7%	Game:	26-39	66.7%	7						

Officials: Mike Littlewood, Mike Scyphers, Don McAllister
Technical fouls: Arkansas-Pine Bluff-TEAM, Stanford-None.
Attendance: 4987

Score by periods	1st	2nd	Total
Arkansas-Pine Bluff	28	21	49
Stanford	35	57	92

2-0, 0-0 Pac-10

Official Basketball Box Score -- Game Totals -- Final Statistics

Virginia vs Stanford
11/18/10 7:30 p.m. at Stanford, CA

Virginia 60 - 2-1, 0-0 ACC

#	Player	Total			3-Ptr			Rebounds			PF	TP	A	TO	Blk	Stl	Min
		FG-FGA	FG-FGA	FT-FTA	Off	Def	Tot	Off	Def	Tot							
23	Mike Scott	f	2-5	0-0	4-4	1	5	6	1	8	2	3	1	1	34		
05	Assane Sene	c	0-1	0-0	0-0	1	1	2	4	0	0	0	0	0	14		
01	Jontel Evans	g	4-9	0-0	3-3	1	2	3	1	11	5	3	0	2	37		
02	Mustapha Farrakhan	g	4-10	2-7	4-4	0	1	1	2	14	2	3	0	1	30		
12	Joe Harris	g	4-7	4-7	0-0	0	1	1	3	12	0	3	0	0	20		
04	Will Regan	g	1-1	0-0	0-0	0	1	1	1	2	0	0	1	0	6		
15	Billy Barron	g	1-5	0-4	0-0	0	1	1	0	2	2	1	0	0	23		
22	Will Sherrill	g	3-4	2-2	0-0	1	4	5	2	8	0	2	0	0	15		
24	KT Harell	g	1-5	1-4	0-0	0	0	0	2	3	0	1	0	0	12		
25	Akil Mitchell	g	0-0	0-0	0-0	0	4	4	2	0	0	0	0	0	9		
Team						1	0	1			2						

3-2, 0-0 Pac-10

Official Basketball Box Score - Game Totals - Final Statistics
Stanford vs Tulsa
11/26/10 8:30 PM at Anaheim, Calif.

Stanford 53 • 3-2, 0-2 Tourn

#	Player	Total			3-Ptr			Rebounds			PF	TP	A	TO	Bk	Stl	Min
		FG	FGA	FT	FTA	FG	FGA	FT	FTA	Off							
13	Owens, Josh	f	5-9	0-0	0-0	0	3	3	3	10	0	2	1	0	0	28	
33	Powell, Dwight	f	0-0	0-0	2-2	1	3	4	3	2	1	0	0	1	0	26	
50	Trotter, Jack	c	1-2	0-0	0-0	0	4	4	3	2	0	1	1	0	16		
22	Mann, Jarrett	g	1-2	0-0	0-0	0	1	1	4	2	3	3	0	0	19		
45	Green, Jeremy	g	7-21	3-7	3-3	2	4	6	4	20	1	3	0	0	29		
02	Bright, Aaron	f	1-2	0-1	0-0	0	0	0	1	2	0	0	0	0	10		
03	Brown, Anthony	f	2-5	0-2	2-2	0	2	2	1	6	0	1	0	1	19		
04	Nastic, Stefan	f	1-5	0-2	1-2	2	4	6	3	3	2	2	1	0	21		
23	Harris, Gabriel	f	0-2	0-0	2-2	0	2	2	0	2	0	2	0	2	13		
24	Huestis, Josh	f	0-1	0-0	0-0	1	0	1	0	0	0	0	0	0	6		
34	Zimmermann, Andrew	f	2-5	0-2	0-1	0	0	0	2	4	0	4	0	2	13		
	Team					1	1	2									
	Totals		20-54	3-14	10-12	7	24	31	24	53	7	18	3	6	200		

FG % 1st Half: 7-27 25.9% 2nd half: 13-27 48.1% Game: 20-54 37.0% Deadball Rebounds 1
3FG % 1st Half: 0-4 0.0% 2nd half: 3-10 30.0% Game: 3-14 21.4%
FT % 1st Half: 2-2 100.0% 2nd half: 8-10 80.0% Game: 10-12 83.3%

Tulsa 65 • 3-2, 1-1 Tourn

#	Player	Total			3-Ptr			Rebounds			PF	TP	A	TO	Bk	Stl	Min
		FG	FGA	FT	FTA	FG	FGA	FT	FTA	Off							
11	Idlet, Steven	f	4-7	0-0	2-2	5	5	10	4	10	0	1	0	2	25		
35	Magley, D.J.	f	1-2	0-0	0-1	0	6	6	0	2	1	3	0	0	34		
03	Clarkson, Jordan	g	6-12	0-2	8-12	0	2	2	0	20	3	5	0	2	32		
15	Hurt, Justin	g	6-14	0-3	7-7	1	4	5	3	19	3	1	0	0	31		
30	Haralson, Scottie	g	3-12	3-11	0-0	0	4	4	1	9	1	2	0	0	36		
00	Pope, Bryson	f	0-0	0-0	1-2	0	0	0	0	1	0	1	0	0	5		
04	Heirman, Shane	f	0-0	0-0	0-0	0	0	0	0	0	0	2	0	2	7		
05	Peete, Tim	f	0-2	0-1	2-2	0	2	2	0	2	1	1	0	0	9		
32	Maduka, Kodi	f	1-3	0-0	0-0	2	1	3	5	2	0	1	0	0	14		
33	Richard, Joe	f	0-0	0-0	0-0	1	1	2	0	0	1	1	0	0	7		
	Team					2	3	5									
	Totals		21-52	3-17	20-26	11	28	39	13	65	9	18	1	6	200		

FG % 1st Half: 9-25 36.0% 2nd half: 12-27 44.4% Game: 21-52 40.4% Deadball Rebounds 2
3FG % 1st Half: 2-10 20.0% 2nd half: 1-7 14.3% Game: 3-17 17.6%
FT % 1st Half: 5-7 71.4% 2nd half: 15-19 78.9% Game: 20-26 76.9%

Officials: Randy McCall, Winston Stith, Brent Hampton
Technical fouls: Stanford-None. Tulsa-None.
Attendance: 2467
Fourth Annual 76 Classic - Game 8

Score by periods	1st	2nd	Total
Stanford	16	37	53
Tulsa	25	40	65

5-2, 0-0 Pac-10

Official Basketball Box Score - Game Totals - Final Statistics
UC Riverside vs Stanford
12/12/10 5 p.m. at Stanford, Calif.

UC Riverside 48 • 3-5, 0-0 BWC

#	Player	Total			3-Ptr			Rebounds			PF	TP	A	TO	Bk	Stl	Min
		FG	FGA	FT	FTA	FG	FGA	FT	FTA	Off							
12	Martin, Phil	f	6-11	0-0	0-0	2	3	5	4	12	1	2	0	0	0	31	
23	Shearry, BJ	f	1-3	0-0	2-3	0	3	3	2	4	0	1	2	1	24		
21	Bradshaw, Kevin	c	3-4	0-0	0-0	2	1	3	0	6	1	1	0	1	23		
01	Borum, Javon	g	7-12	3-6	2-2	0	3	3	0	19	2	1	0	3	34		
05	Nitoto, Kareem	g	1-7	0-3	1-2	1	2	3	3	3	2	5	0	0	33		
03	Cowlah, Daymond	f	1-2	0-1	2-2	1	0	1	1	4	1	0	1	0	14		
11	Brown, Tyquan	f	0-0	0-0	0-0	1	1	2	3	0	0	3	1	0	16		
13	Berry, Elliott	f	0-5	0-1	0-0	2	2	2	1	0	0	1	0	2	17		
25	Taylor, Delonte	f	0-3	0-0	0-0	0	0	0	0	0	0	0	0	0	8		
	Team					2	3	5									
	Totals		19-48	3-11	7-9	11	16	27	14	48	7	14	4	7	200		

FG % 1st Half: 6-24 25.0% 2nd half: 13-24 54.2% Game: 19-48 39.6% Deadball Rebounds 0
3FG % 1st Half: 1-6 16.7% 2nd half: 2-5 40.0% Game: 3-11 27.3%
FT % 1st Half: 1-2 50.0% 2nd half: 6-7 85.7% Game: 7-9 77.8%

Stanford 55 • 5-2, 0-0 Pac-10

#	Player	Total			3-Ptr			Rebounds			PF	TP	A	TO	Bk	Stl	Min
		FG	FGA	FT	FTA	FG	FGA	FT	FTA	Off							
13	Owens, Josh	f	6-10	0-0	2-3	8	2	10	2	14	2	5	1	1	33		
33	Powell, Dwight	f	0-1	0-0	1-2	0	2	2	3	1	1	0	2	0	17		
50	Trotter, Jack	c	2-6	1-2	0-0	4	5	9	2	5	1	0	1	0	27		
22	Mann, Jarrett	g	2-8	0-2	2-4	4	3	7	2	6	5	4	0	2	33		
45	Green, Jeremy	g	8-23	5-10	1-1	0	1	1	2	22	1	3	0	0	37		
02	Bright, Aaron	f	0-1	0-1	0-0	2	0	2	1	0	1	0	0	0	12		
10	Lemons, Robbie	f	1-2	1-2	0-0	0	1	1	0	3	0	0	0	0	4		
23	Harris, Gabriel	f	0-1	0-0	2-2	0	0	0	2	0	1	0	0	0	13		
24	Huestis, Josh	f	1-3	0-1	0-0	2	4	6	1	2	1	1	0	1	12		
34	Zimmermann, Andrew	f	0-3	0-1	0-0	0	1	1	2	0	0	1	0	1	11		
40	Gage, John	f	0-0	0-0	0-0	0	0	0	1	0	0	0	0	0	1		
	Team					3	1	4									
	Totals		20-58	7-19	8-12	23	20	43	16	55	12	16	4	5	200		

FG % 1st Half: 9-30 30.0% 2nd half: 11-28 39.3% Game: 20-58 34.5% Deadball Rebounds 3
3FG % 1st Half: 1-10 10.0% 2nd half: 6-9 66.7% Game: 7-19 36.8%
FT % 1st Half: 2-3 66.7% 2nd half: 6-9 66.7% Game: 8-12 66.7%

Officials: Dick Cartmell, Verne Harris, Kevin Brill
Technical fouls: UC Riverside-Brown, Tyquan. Stanford-Zimmermann, Andrew.
Attendance: 5025

Score by periods	1st	2nd	Total
UC Riverside	14	34	48
Stanford	21	34	55

4-2, 0-0 Pac-10

Official Basketball Box Score - Game Totals - Final Statistics
DePaul vs Stanford
11/27/10 10:30 am at Anaheim, CA

DePaul 74 • 1-4, 0-3 Tourn

#	Player	Total			3-Ptr			Rebounds			PF	TP	A	TO	Bk	Stl	Min
		FG	FGA	FT	FTA	FG	FGA	FT	FTA	Off							
22	FREELAND, Tony	f	3-7	0-0	4-5	0	1	1	3	10	1	1	1	0	27		
33	FABER, Krys	c	3-6	0-0	2-2	1	7	8	4	8	0	2	1	0	33		
01	STOWALL, Mike	g	4-10	0-2	3-4	0	1	1	2	11	2	3	0	1	29		
11	KELLY, Jeremiah	g	2-7	1-3	0-0	0	1	1	4	5	5	1	0	1	41		
20	YOUNG, Brandon	g	6-13	1-3	2-4	0	3	3	2	15	2	2	0	2	37		
03	HILL, Devin	f	2-6	0-1	0-0	1	1	2	4	4	0	2	0	0	17		
10	STULA, Mario	f	0-0	0-0	0-0	0	0	0	0	0	0	0	0	0	3		
12	MELVIN, Cleveland	f	1-1	0-0	2-2	0	1	1	2	4	0	0	0	0	9		
23	DREW, Jimmy	f	6-11	5-7	0-0	1	2	3	4	17	3	1	0	0	29		
	Team					1	1	2									
	Totals		27-61	7-16	13-17	4	18	22	25	74	13	12	2	4	225		

FG % 1st Half: 12-24 50.0% 2nd half: 13-30 43.3% OT: 2-7 28.6% Game: 27-61 44.3% Deadball Rebounds 2
3FG % 1st Half: 3-5 60.0% 2nd half: 3-7 42.9% OT: 1-4 25.0% Game: 7-16 43.8%
FT % 1st Half: 7-9 77.8% 2nd half: 4-4 100.0% OT: 2-4 50.0% Game: 13-17 76.5%

Stanford 81 • 4-2, 2-1 Tourn

#	Player	Total			3-Ptr			Rebounds			PF	TP	A	TO	Bk	Stl	Min
		FG	FGA	FT	FTA	FG	FGA	FT	FTA	Off							
13	Owens, Josh	f	2-4	0-0	0-0	0	8	8	2	4	3	4	1	1	29		
33	Powell, Dwight	f	2-4	0-0	9-9	0	10	10	2	13	2	5	0	0	31		
50	Trotter, Jack	f	5-6	1-2	0-0	2	5	7	2	11	0	1	0	0	29		
22	Mann, Jarrett	g	2-2	0-0	0-2	0	0	2	4	3	3	0	0	0	26		
45	Green, Jeremy	g	8-16	1-4	2-4	1	1	2	1	19	2	2	1	0	39		
02	Bright, Aaron	f	2-5	1-2	2-2	0	1	1	1	7	2	0	0	0	15		
03	Brown, Anthony	f	5-9	2-4	2-4	2	2	4	0	14	0	3	1	0	22		
04	Nastic, Stefan	f	1-1	0-0													

6-3, 0-0 Pac-10

Official Basketball Box Score -- Game Totals -- Final Statistics

STANFORD vs BUTLER

12/18/10 2:00 PM at Indianapolis, Ind. (Hinkle Fieldhouse)

STANFORD 50 • 6-3

#	Player	Total			3-Ptr			Rebounds			PF	TP	A	TO	Blk	Stl	Min
		FG-FGA	FG-FGA	FT-FTA	Off	Def	Tot	Off	Def	Tot							
13	Owens, Josh	f	8-12	0-0	1-3	2	2	4	2	13	0	4	1	0	0	28	
33	Powell, Dwight	f	1-2	0-0	4-6	1	4	5	2	8	1	2	1	0	1	20	
50	Trotter, Jack	c	2-6	0-1	2-3	1	6	7	2	6	1	0	2	0	0	27	
22	Mann, Jarrett	g	0-2	0-1	3-4	0	0	0	4	3	1	1	0	0	0	18	
45	Green, Jeremy	g	5-15	2-8	4-4	2	1	3	3	16	0	1	0	0	0	30	
02	Bright, Aaron	g	0-1	0-1	0-0	0	0	0	2	0	0	0	0	0	0	7	
03	Brown, Anthony	g	2-8	1-4	0-2	2	0	2	0	5	0	3	0	0	0	17	
10	Lemons, Robbie	g	0-0	0-0	0-0	0	0	0	0	0	0	0	0	0	0	9	
23	Harris, Gabriel	g	0-3	0-1	1-2	0	3	3	2	1	1	2	0	0	0	17	
24	Huestis, Josh	g	0-1	0-0	0-0	0	1	1	1	0	0	0	0	0	0	10	
34	Zimmermann, Andrew	g	0-2	0-0	0-0	0	1	1	4	0	0	0	0	0	0	11	
40	Gage, John	g	0-1	0-1	0-0	1	0	1	0	0	1	0	0	0	0	8	
Team						2			0								
Totals			18-61	3-17	15-24	11	18	29	22	50	5	13	4	2	0	200	

FG % 1st Half:	7-25	28.0%	2nd half:	9-28	34.8%	Game:	16-61	31.4%	Deadball Rebounds:	6-1
3FG % 1st Half:	1-8	11.1%	2nd half:	2-8	25.0%	Game:	3-17	17.6%		
FT % 1st Half:	7-8	87.5%	2nd half:	8-16	50.0%	Game:	15-24	62.5%		

BUTLER 83 • 6-4

#	Player	Total			3-Ptr			Rebounds			PF	TP	A	TO	Blk	Stl	Min
		FG-FGA	FG-FGA	FT-FTA	Off	Def	Tot	Off	Def	Tot							
54	HOWARD, Matt	f	0-13	2-2	7-7	2	8	10	3	27	1	1	1	0	0	29	
44	SMITH, Andrew	c	3-4	0-0	4-4	1	4	5	3	10	0	0	0	0	0	21	
01	MACK, Shelvin	g	5-14	3-8	1-2	0	1	1	14	5	0	0	0	1	0	27	
03	HAHN, Zach	g	0-4	0-4	0-0	1	1	2	1	0	2	0	0	0	0	16	
05	NORED, Rameid	g	1-2	0-0	4-8	1	2	3	3	6	2	3	0	0	0	25	
02	VANZANT, Shawn	g	2-4	1-2	4-4	1	2	3	1	9	2	0	0	0	0	19	
04	FROMM, Erik	g	1-4	0-2	0-0	1	0	1	1	2	1	0	0	0	0	8	
11	ANGLIN, Alex	g	0-0	0-0	0-0	0	1	1	0	0	0	1	0	0	0	3	
20	HOPKINS, Chrisnaam	g	1-3	1-2	0-0	1	1	2	2	3	0	2	0	0	0	12	
22	LEIBENDECKER, Grant	g	0-1	0-1	0-0	0	1	1	1	0	0	0	0	0	0	5	
23	MARSHALL, Kylee	g	2-4	0-0	1-1	2	3	5	2	5	0	1	0	0	0	14	
30	KAMPEN, Emerson	g	0-0	0-0	0-0	0	0	0	0	0	0	0	0	0	0	2	
32	BUTCHER, Garrett	g	0-0	0-0	0-0	0	0	0	1	0	0	0	0	0	0	5	
33	STIGALL, Chase	g	2-4	2-4	1-2	0	1	1	1	7	1	0	0	0	0	14	
Team						1			2								
Totals			28-67	0-23	22-28	12	27	38	20	83	14	8	1	3	0	200	

FG % 1st Half:	12-26	46.0%	2nd half:	14-32	43.8%	Game:	26-67	45.0%	Deadball Rebounds:	4-1
3FG % 1st Half:	2-8	25.0%	2nd half:	7-15	46.7%	Game:	9-23	39.1%		
FT % 1st Half:	15-16	93.8%	2nd half:	7-8	87.5%	Game:	22-28	84.0%		

Officials: Bo Bereski, Archibald Whiskey, Peter Juzenas
 Technical fouls: STANFORD-None. BUTLER-None.
 Attendance: 8012

Score by periods	1st	2nd	Total
STANFORD	22	28	50
BUTLER	41	42	83

7-4, 0-0 Pac-10

Official Basketball Box Score -- Game Totals -- Final Statistics

Yale vs Stanford

12/28/10 7 p.m. at Stanford, CA

Yale 44 • 5-6

#	Player	Total			3-Ptr			Rebounds			PF	TP	A	TO	Blk	Stl	Min
		FG-FGA	FG-FGA	FT-FTA	Off	Def	Tot	Off	Def	Tot							
15	Anderson, Rhett	f	1-1	0-0	0-0	1	0	1	4	2	2	1	0	0	0	11	
22	Willhite, Reggie	f	2-8	0-1	1-1	1	1	0	1	2	5	0	4	1	1	30	
44	Mangano, Greg	c	0-8	0-3	0-0	0	9	9	5	0	0	3	2	1	0	29	
01	Morgan, Austin	g	4-8	3-3	4-5	0	3	3	0	15	2	3	0	1	0	33	
04	Braswell, Porter	g	2-5	1-2	4-4	0	1	1	1	9	2	3	0	0	0	31	
10	Katz, Brian	g	0-0	0-0	0-0	0	0	0	0	0	0	0	0	0	0	1	
11	Pritchard, Jesse	g	0-2	0-1	2-2	1	1	2	2	2	1	0	0	0	0	12	
21	Mantilla, Raffi	g	0-2	0-1	0-0	0	0	0	0	0	1	0	0	0	0	11	
23	Salafia, Isaiah	g	0-0	0-0	0-0	0	1	1	0	0	0	0	0	0	0	8	
25	Martin, Sam	g	0-1	0-1	0-0	0	1	1	0	0	0	0	1	0	0	11	
50	Kreisberg, Jeremiah	g	4-6	0-0	3-4	3	2	5	4	11	0	2	0	0	0	23	
Team						2			3								
Totals			13-41	4-12	14-16	8	21	29	18	44	8	16	4	6	0	200	

FG % 1st Half:	8-21	38.1%	2nd half:	5-20	25.0%	Game:	13-41	31.7%	Deadball Rebounds:	1
3FG % 1st Half:	4-10	40.0%	2nd half:	0-2	0.0%	Game:	4-12	33.3%		
FT % 1st Half:	7-7	100.0%	2nd half:	7-9	77.8%	Game:	14-16	87.5%		

Stanford 60 • 7-4

#	Player	Total			3-Ptr			Rebounds			PF	TP	A	TO	Blk	Stl	Min
		FG-FGA	FG-FGA	FT-FTA	Off	Def	Tot	Off	Def	Tot							
13	Owens, Josh	f	5-8	0-0	2-6	2	3	5	12	0	4	1	4	1	0	29	
45	Green, Jeremy	f	6-12	3-4	0-0	1	3	4	2	15	1	1	0	1	0	34	
50	Trotter, Jack	c	2-3	0-0	2-4	2	6	8	1	6	1	1	0	0	0	22	
02	Bright, Aaron	g	2-7	2-5	0-0	0	2	2	2	6	1	0	0	2	0	29	
22	Mann, Jarrett	g	1-4	1-1	2-4	0	0	0	2	5	2	1	1	0	0	30	
03	Brown, Anthony	g	1-3	1-2	0-2	1	1	2	2	3	0	1	0	1	0	19	
23	Harris, Gabriel	g	1-1	0-0	0-0	0	0	0	0	2	0	0	0	0	0	7	
24	Huestis, Josh	g	0-0	0-0	0-0	0	0	0	0	0	0	0	0	0	0	1	
33	Powell, Dwight	g	1-5	1-1	1-2	0	2	2	3	4	0	0	0	0	0	10	
34	Zimmermann, Andrew	g	2-3	0-1	3-4	2	3	5	1	7	0	1	2	2	0	18	
40	Gage, John	g	0-0	0-0	0-0	0	0	0	0	0	0	0	0	0	0	1	
Team						1			2								
Totals			21-46	8-14	10-22	9	21	30	18	60	10	10	4	10	0	200	

FG % 1st Half:	9-25	36.0%	2nd half:	12-21	57.1%	Game:	21-46	45.7%	Deadball Rebounds:	7
3FG % 1st Half:	3-6	50.0%	2nd half:	5-8	62.5%	Game:	8-14	57.1%		
FT % 1st Half:	5-11	45.5%	2nd half:	5-11	45.5%	Game:	10-22	45.5%		

Officials: Mike Scyphers, Deron White, Larry Spaulding
 Technical fouls: Yale-None. Stanford-None.
 Attendance: 5942

Score by periods	1st	2nd	Total
Yale	27	17	44
Stanford	26	34	60

6-4, 0-0 Pac-10

Official Basketball Box Score -- Game Totals -- Final Statistics

Stanford vs Oklahoma State

12-21-10 8:05 pm at Stillwater, Okla. * Gallagher-Iba Arena

Stanford 68 • 6-4

#	Player	Total			3-Ptr			Rebounds			PF	TP	A	TO	Blk	Stl	Min
		FG-FGA	FG-FGA	FT-FTA	Off	Def	Tot	Off	Def	Tot							
13	Owens, Josh	f	8-15	0-0	5-7	2	8	10	3	21	1	0	1	1	0	35	
34	Zimmermann, Andrew	f	0-0	0-0	0-0	1	1	2	4	0	1	4	0	1	0	18	
22	Mann, Jarrett	g	0-4	0-0	2-4	1	2	3	0	2	3	3	0	0	0	22	
23	Harris, Gabriel	g	0-1	0-1	0-0	0	0	0	3	0	0	1	0	0	0	5	
45	Green, Jeremy	g	6-12	2-4	3-5	1	4	5	4	17	3	3	0	0	0	34	
02	Bright, Aaron	g	3-9	1-4	8-8	0	0	0	0	15	4	0	0	0	0	33	
03	Brown, Anthony	g	1-3	1-2	0-0	0	2	2	4	3	0						

9-4, 2-0 Pac-10

Official Basketball Box Score -- Game Totals -- Final Statistics
Stanford vs Arizona State
01-06-11 6:30 p.m. MT at Wells Fargo Arena-Med Walk Court/Tempe

Stanford 55 - 9-4 (2-0 Pac-10)

#	Player	Total			3-Ptr			Rebounds			PF	TP	A	TO	Blk	Stl	Min
		FG-FGA	FG-FGA	FT-FTA	Off	Def	Tot	Off	Def	Tot							
13	Owens, Josh	f	6-8	0-0	3-5	3	8	11	3	15	0	2	0	1	1	31	
33	Powell, Dwight	f	3-8	0-1	2-2	1	2	3	1	8	3	1	0	1	1	32	
02	Bright, Aaron	g	0-4	0-1	2-2	0	1	1	2	2	4	2	0	0	0	33	
22	Mann, Jarrett	g	3-5	0-0	5-7	2	5	7	3	11	3	4	0	0	0	36	
45	Green, Jeremy	g	2-10	1-5	2-2	0	4	4	2	7	0	4	1	2	35		
03	Brown, Anthony	g	2-3	1-2	0-0	0	0	0	0	5	0	1	0	0	0	10	
23	Harris, Gabriel	g	0-1	0-0	0-0	0	1	1	0	0	1	1	0	0	0	5	
24	Huestis, Josh	g	2-2	0-0	1-1	2	2	4	2	5	0	0	0	0	0	8	
50	Trotter, Jack	g	1-4	0-1	0-0	1	0	1	2	2	0	1	0	0	0	10	
Team						0	2	2									
Totals			19-45	2-10	15-19	9	25	34	15	55	11	16	1	4	200		
FG % 1st Half:		10-24	41.7%	2nd half:	9-21	42.9%	Game:		19-45	42.2%	Deadball Rebounds:						
3FG % 1st Half:		0-4	0.0%	2nd half:	2-8	25.0%	Game:		2-10	20.0%	Rebounds:						
FT % 1st Half:		5-7	71.4%	2nd half:	10-12	83.3%	Game:		15-19	78.9%							

Arizona State 41 - 8-6 (1-2 Pac-10)

#	Player	Total			3-Ptr			Rebounds			PF	TP	A	TO	Blk	Stl	Min
		FG-FGA	FG-FGA	FT-FTA	Off	Def	Tot	Off	Def	Tot							
05	Cain, Kyle	f	0-1	0-0	0-0	0	1	1	1	0	0	1	0	0	1	15	
30	Kukeika, Rihards	f	1-5	0-3	0-0	0	2	2	3	2	2	0	0	1	21		
00	Dunson, Brandon	g	0-4	0-2	0-0	1	2	3	1	0	1	2	0	0	29		
03	Abbott, Ty	g	1-5	1-4	4-6	0	2	2	3	7	3	2	0	2	32		
24	Lockett, Trent	g	5-12	0-3	0-0	1	6	7	2	10	2	3	0	0	28		
00	Felix, Carrick	g	5-9	0-1	0-0	1	2	3	2	10	2	1	0	1	28		
01	Hankins, Corey	g	0-1	0-1	0-0	0	0	0	0	0	0	1	0	1	7		
15	Creekmur, Chanson	g	0-0	0-0	2-2	0	1	1	1	2	0	0	0	0	5		
21	King, Keala	g	0-4	0-0	0-0	2	0	2	1	0	0	3	0	0	10		
23	Pateev, Ruslan	g	5-7	0-0	0-2	2	2	4	3	10	0	2	0	0	25		
Team						1	0	1									
Totals			17-48	1-14	6-10	8	18	26	17	41	10	15	0	5	200		
FG % 1st Half:		10-22	45.5%	2nd half:	7-26	26.9%	Game:		17-48	35.4%	Deadball Rebounds:						
3FG % 1st Half:		1-5	20.0%	2nd half:	0-0	0.0%	Game:		1-14	7.1%	Rebounds:						
FT % 1st Half:		2-2	100.0%	2nd half:	4-8	50.0%	Game:		6-10	60.0%							

Officials: Chris Raschler, Michael Eggers, Tony Patricia

Technical fouls: Stanford-None. Arizona State-None.

Attendance: 6000

ASU next game is Saturday, Jan. 8, at 12:30 p.m. vs. California (FSN).

Score by periods	1st	2nd	Total
Stanford	25	30	55
Arizona State	23	18	41

Last FG - STAN 2nd-04:28, ASU 2nd-06:14

Largest lead - STAN by 14 2nd-02:53, ASU by 2 1st-01:42

Points	In	Off	2nd	Fast	Bench
STAN	24	17	9	0	12
ASU	24	12	4	0	22

Score tied - 3 times.

Lead changed - 1 time.

10-5, 3-1 Pac-10

Official Basketball Box Score -- Game Totals -- Final Statistics
No. 17/18 Washington vs Stanford
1/13/11 7 p.m. at Stanford, CA

No. 17/18 Washington 56 - 12-4, 4-1 Pac-10

#	Player	Total			3-Ptr			Rebounds			PF	TP	A	TO	Blk	Stl	Min
		FG-FGA	FG-FGA	FT-FTA	Off	Def	Tot	Off	Def	Tot							
11	Bryan-Amaning, Matt	f	3-5	0-0	2-4	2	5	7	3	8	0	3	0	0	0	31	
22	Holiday, Justin	f	6-14	3-7	0-2	2	1	3	0	15	1	1	0	1	31		
0	N'Diaye, Aziz	c	2-4	0-0	0-0	5	6	11	4	4	0	0	1	0	20		
01	Overton, Venoy	g	1-5	0-0	0-1	0	3	3	2	1	1	0	2	20			
02	Thomas, Isaiah	g	5-12	2-6	2-3	1	2	3	1	14	7	4	0	1	34		
16	Suggs, Scott	g	2-5	2-4	0-0	1	0	1	2	6	1	1	0	0	20		
23	Wilcox, C.J.	g	1-4	0-3	0-0	0	0	0	1	2	0	2	0	0	10		
31	Ross, Terrence	g	1-7	1-4	0-0	1	3	4	1	3	1	1	0	0	16		
44	Gant, Darnell	g	0-2	0-2	2-2	1	0	1	3	2	0	1	0	0	18		
Team						3	1	4									
Totals			21-58	8-26	6-12	16	21	37	18	56	11	15	1	4	200		
FG % 1st Half:		10-28	35.7%	2nd half:	11-30	36.7%	Game:		21-58	36.2%	Deadball Rebounds:						
3FG % 1st Half:		3-10	30.0%	2nd half:	5-16	31.3%	Game:		8-26	30.8%	Rebounds:						
FT % 1st Half:		5-8	62.5%	2nd half:	1-4	25.0%	Game:		6-12	50.0%							

Stanford 58 - 10-5, 3-1 Pac-10

#	Player	Total			3-Ptr			Rebounds			PF	TP	A	TO	Blk	Stl	Min
		FG-FGA	FG-FGA	FT-FTA	Off	Def	Tot	Off	Def	Tot							
13	Owens, Josh	f	7-9	0-0	0-2	2	3	5	1	14	1	0	2	1	33		
33	Powell, Dwight	f	3-7	0-0	5-7	3	4	7	1	11	0	2	1	0	33		
02	Bright, Aaron	g	0-4	0-2	0-0	0	1	1	2	0	0	2	0	0	16		
22	Mann, Jarrett	g	2-8	0-1	5-6	1	4	5	3	9	1	3	0	1	35		
45	Green, Jeremy	g	4-12	2-5	2-4	1	3	4	3	12	0	1	0	1	34		
03	Brown, Anthony	g	4-7	0-3	0-0	1	2	3	0	8	0	0	0	1	24		
23	Harris, Gabriel	g	0-3	0-0	2-2	0	0	0	4	2	1	3	0	1	11		
24	Huestis, Josh	g	0-0	0-0	0-0	0	0	0	0	0	0	0	0	0	3		
50	Trotter, Jack	g	1-1	0-0	0-0	0	1	1	1	2	0	0	0	1	11		
Team						3	6	9									
Totals			21-51	2-11	14-21	11	24	35	15	58	3	11	3	6	200		
FG % 1st Half:		12-25	48.0%	2nd half:	9-26	34.6%	Game:		21-51	41.2%	Deadball Rebounds:						
3FG % 1st Half:		1-4	25.0%	2nd half:	1-7	14.3%	Game:		2-11	18.2%	Rebounds:						
FT % 1st Half:		4-6	66.7%	2nd half:	10-15	66.7%	Game:		14-21	66.7%							

Officials: Michael Eggers, Mark Reischling, Bob Staffen

Technical fouls: No. 17/18 Washington-None. Stanford-None.

Attendance: 5896

Score by periods	1st	2nd	Total
No. 17/18 Washington	28	28	56
Stanford	29	29	58

Last FG - WASH 2nd-01:09, STAN 2nd-00:29

Largest lead - WASH by 11 2nd-10:37, STAN by 6 1st-01:50

Score tied - 8 times.

Lead changed - 6 times.

9-5, 2-1 Pac-10

Official Basketball Box Score -- Game Totals -- Final Statistics
Stanford vs Arizona
1/19/11 12:30 pm MST at Olson Court, McKale Center, Tucson, AZ

Stanford 57 - 9-5, 2-1

#	Player	Total			3-Ptr			Rebounds			PF	TP	A	TO	Blk	Stl	Min
		FG-FGA	FG-FGA	FT-FTA	Off	Def	Tot	Off	Def	Tot							
13	Owens, Josh	f	9-17	0-0	0-2	0	3	3	3	18	1	1	1	0	35		
33	Powell, Dwight	f	2-4	0-0	1-1	0	4	4	4	5	1	0	0	1	17		
2	Bright, Aaron	g	1-6	0-2	2-4	0	2	2	3	4	4	2	0	1	30		
22	Mann, Jarrett	g	2-2	0-0	2-2	2	2	4	1	6	4	2	0	2	33		
45	Green, Jeremy	g	5-14	1-5	4-6	2	4	6	2	15	1	3	0	0	36		
10	Lemons, Robbie	g	0-0	0-0	0-0	0	0	0	0	1	0	0	0	0	2		
23	Harris, Gabriel	g	0-1	0-1	0-0	0	0	0	0	0	0	0	0	0	4		
24	Huestis, Josh	g	0-0	0-0	0-0	0	0	0	0	0	0	0	0	0	4		
3	Brown, Anthony	g	1-7	1-4	0-0	1	1	2	0	3	0	1	0	0	14		
24	Zimmermann, Andrew	g	1-1	0-0	0-0	1	1	2	3	2	1	0	0	0	10		
50	Trotter, Jack	g	2-3	0-0	0-0	0	1	0	3	4	0	0	0	0	15		
Team						0	3	3									
Totals			23-55	2-12	9-15	6	20	26	20	57	12	9	1	4	200		
FG % 1st Half:		11-26	42.3%	2nd half:	12-29	41.4%	Game:		23-55	41.8%	Deadball Rebounds:						
3FG % 1st Half:		1-7	14.3%	2nd half:	1-5	20.0%	Game:		2-12	16.7%	Rebounds:						

10-7, 3-3 Pac-10

Official Basketball Box Score - Game Totals - Final Statistics
Stanford vs USC
01/20/11 7:30 p.m. at Los Angeles, Calif. (Galen Center)

Stanford 42 • 10-7, 3-3

#	Player	Total			3-Ptr			Rebounds			PF	TP	A	TO	Blk	Stl	Min
		FG-FGA	FG-FGA	FT-FTA	FG-FGA	FG-FGA	FT-FTA	Off	Def	Tot							
13	Owens, Josh	f	2-9	0-0	1-2	4	4	8	1	5	0	4	1	1	0	27	
50	Trotter, Jack	f	0-3	0-0	0-2	2	1	3	1	0	0	1	0	0	0	13	
22	Mann, Jarrett	g	1-6	0-0	0-0	1	2	3	1	2	1	1	0	0	0	19	
23	Harris, Gabriel	g	0-2	0-1	0-0	0	0	0	0	0	0	0	0	0	0	10	
45	Green, Jeremy	g	2-9	0-2	1-2	1	2	3	0	5	1	0	0	1	0	28	
02	Bright, Aaron	g	2-4	2-3	0-0	0	0	0	0	6	1	0	0	0	0	22	
03	Brown, Anthony	g	3-8	1-6	2-2	0	2	2	2	9	1	0	0	1	0	25	
10	Lemons, Robbie	g	0-0	0-0	0-0	0	0	0	1	0	0	0	0	0	0	4	
24	Huestis, Josh	g	2-6	0-1	2-2	3	1	4	1	6	0	0	0	0	0	17	
33	Powell, Dwight	g	1-8	0-1	1-1	1	3	4	4	3	0	1	0	1	0	11	
34	Zimmermann, Andrew	g	1-4	0-0	0-0	2	1	3	2	2	0	3	0	0	0	12	
40	Gage, John	g	0-4	0-4	4-4	0	2	2	1	4	0	0	0	0	0	12	
Team						2			0			2					
Totals			14-63	3-18	11-15	16	18	34	14	42	4	10	1	6		200	

FG % 1st Half:	8-32	25.0%	2nd half:	6-31	19.4%	Game:	14-63	22.2%	Rebounds	3
3FG % 1st Half:	2-9	22.2%	2nd half:	1-4	25.0%	Game:	3-18	16.7%		
FT % 1st Half:	4-6	66.7%	2nd half:	7-10	70.0%	Game:	11-15	73.3%		

USC 65 • 11-4, 3-3

#	Player	Total			3-Ptr			Rebounds			PF	TP	A	TO	Blk	Stl	Min
		FG-FGA	FG-FGA	FT-FTA	FG-FGA	FG-FGA	FT-FTA	Off	Def	Tot							
01	Shepherson, Alex	f	4-7	0-0	2-3	2	9	11	2	10	0	1	4	0	0	31	
05	Vucevic, Nikola	f	9-11	2-2	0-1	3	6	9	2	20	2	0	2	0	0	32	
02	Fontan, Jio	g	4-6	1-1	3-3	1	0	1	3	12	4	6	0	0	0	25	
10	Jones, Maurice	g	3-6	1-3	0-0	0	3	3	1	7	3	3	0	3	0	36	
03	Simmons, Marcus	g	1-4	1-3	1-2	0	8	8	2	4	1	4	1	1	0	30	
03	Dunleavy, James	g	0-0	0-0	0-2	0	0	0	2	0	0	0	0	0	0	2	
04	Sugiyama, Tyler	g	0-0	0-0	0-1	0	0	0	0	0	0	0	0	0	0	2	
14	Smith, Donte	g	2-6	2-5	0-0	0	4	4	2	6	2	2	0	1	0	23	
26	Strangis, Eric	g	0-0	0-0	0-0	0	0	0	1	0	0	0	0	0	0	2	
33	Jackson, Garrett	g	2-5	0-0	2-3	1	1	2	3	6	0	0	1	0	0	11	
35	Munoz, Daniel	g	0-0	0-0	0-0	0	0	0	0	0	0	0	0	0	0	2	
42	Washington, Curtis	g	0-0	0-0	0-0	0	0	0	0	0	0	0	0	0	0	4	
Team						1			3			4					
Totals			25-45	7-14	8-15	8	34	42	18	65	12	17	8	5		200	

FG % 1st Half:	15-28	53.6%	2nd half:	10-17	58.8%	Game:	25-45	55.6%	Rebounds	1
3FG % 1st Half:	3-7	42.9%	2nd half:	4-7	57.1%	Game:	7-14	50.0%		
FT % 1st Half:	4-6	66.7%	2nd half:	4-10	40.0%	Game:	8-16	50.0%		

Officials: Michael Reed, Michael Irving, Devon White
Technical fouls: Stanford-None. USC-None.
Attendance: 4236

Score by periods	1st	2nd	Total
Stanford	22	20	42
USC	37	28	65

Points	In	Out	2nd	Fast	Bench
Stanford	20	9	11	2	30
USC	30	12	8	4	12

Last FG - STAN 2nd-00:53, USC 2nd-02:08.
Largest lead - STAN by 2 1st-15:00, USC by 34 2nd-02:08.

Score tied - 1 time.
Lead changed - 1 time.

10-9, 3-5 Pac-10

Official Basketball Box Score - Game Totals - Final Statistics
Oregon vs Stanford
1/27/11 7 p.m. at Stanford, CA

Oregon 67 • 10-10, 3-5 Pac-10

#	Player	Total			3-Ptr			Rebounds			PF	TP	A	TO	Blk	Stl	Min
		FG-FGA	FG-FGA	FT-FTA	FG-FGA	FG-FGA	FT-FTA	Off	Def	Tot							
25	Singler, E.J.	f	2-3	1-2	1-1	1	0	1	0	3	6	5	2	0	3	34	
31	Nared, Tyrone	f	2-2	1-1	0-0	1	1	2	5	5	0	2	0	0	0	8	
34	Carlson, Jeevan	f	5-10	1-2	4-4	1	5	6	0	15	1	3	0	0	0	31	
03	Sim, Garrett	g	2-5	2-4	4-4	1	1	2	4	10	1	2	0	0	0	28	
10	Lloyd, Johnathan	g	1-4	1-1	0-0	0	3	3	1	3	3	1	0	0	0	22	
03	Fearn, Nicholas	g	0-0	0-0	0-0	0	2	2	0	0	0	1	0	0	0	5	
11	Armistead, Malcolm	g	5-10	0-1	0-0	3	2	5	4	10	4	4	0	1	0	25	
22	Williams, Teondre	g	0-2	0-1	0-0	0	0	0	0	0	0	0	0	0	0	5	
23	Jacobi, Jeremy	g	2-5	0-0	1-2	2	1	3	1	5	0	1	0	0	0	12	
55	Strowbridge, Jay-R	g	4-12	3-5	2-2	1	3	4	3	13	0	1	0	2	0	30	
Team						2			3			5					
Totals			23-53	9-17	12-13	12	21	33	21	67	14	17	0	8		200	

FG % 1st Half:	12-25	48.0%	2nd half:	11-25	44.0%	Game:	23-53	43.4%	Rebounds	1
3FG % 1st Half:	5-9	55.6%	2nd half:	4-8	50.0%	Game:	9-17	52.9%		
FT % 1st Half:	0-0	0.0%	2nd half:	12-13	92.3%	Game:	12-13	92.3%		

Stanford 59 • 10-9, 3-5 Pac-10

#	Player	Total			3-Ptr			Rebounds			PF	TP	A	TO	Blk	Stl	Min
		FG-FGA	FG-FGA	FT-FTA	FG-FGA	FG-FGA	FT-FTA	Off	Def	Tot							
13	Owens, Josh	f	1-3	0-0	2-2	1	3	4	2	4	0	3	0	0	0	23	
33	Powell, Dwight	f	6-8	0-1	2-7	3	3	6	4	14	1	3	3	5	0	34	
02	Bright, Aaron	g	2-7	0-4	2-2	0	0	0	2	6	3	2	0	1	0	26	
22	Mann, Jarrett	g	2-7	0-0	2-2	2	2	4	3	6	3	2	0	1	0	36	
45	Green, Jeremy	g	3-10	3-8	4-4	0	2	2	2	13	1	3	0	1	0	37	
03	Brown, Anthony	g	4-9	3-6	1-2	1	2	3	0	12	1	2	0	1	0	24	
10	Lemons, Robbie	g	0-0	0-0	0-0	0	0	0	1	0	0	1	0	0	0	3	
34	Zimmermann, Andrew	g	1-2	0-0	0-2	0	1	1	1	2	1	1	0	1	0	11	
50	Trotter, Jack	g	1-2	0-0	0-0	0	1	1	1	2	0	1	0	0	0	6	
Team						4			8			10					
Totals			20-48	6-19	13-21	11	18	29	16	59	10	18	3	10		200	

FG % 1st Half:	10-23	43.5%	2nd half:	10-25	40.0%	Game:	20-48	41.7%	Rebounds	4
3FG % 1st Half:	4-10	40.0%	2nd half:	2-9	22.2%	Game:	6-19	31.6%		
FT % 1st Half:	5-8	62.5%	2nd half:	8-13	61.5%	Game:	13-21	61.9%		

Officials: Ruben Ramos, Bobby McKay, Randy Burkhart
Technical fouls: Oregon-None. Stanford-None.
Attendance: 5150

Score by periods	1st	2nd	Total
Oregon	29	38	67
Stanford	29	30	59

Points	In	Out	2nd	Fast	Bench
Oregon	24	13	20	0	28
Stanford	16	12	8	2	16

Last FG - ORE 2nd-00:25, STAN 2nd-00:16.
Largest lead - ORE by 10 2nd-07:15, STAN by 8 2nd-15:57.

Score tied - 4 times.
Lead changed - 4 times.

10-8, 3-4 Pac-10

Official Basketball Box Score - Game Totals - Final Statistics
Stanford vs UCLA
01/22/11 11:00 a.m. at Los Angeles, Calif. (Pauley Pavilion)

Stanford 57 • 10-8, 3-4

#	Player	Total			3-Ptr			Rebounds			PF	TP	A	TO	Blk	Stl	Min
		FG-FGA	FG-FGA	FT-FTA	FG-FGA	FG-FGA	FT-FTA	Off	Def	Tot							
13	Owens, Josh	f	4-8	0-0	6-8	7	5	12	2	14	3	2	2	1	0	37	
33	Powell, Dwight	f	3-7	1-1	2-3	1	6	7	5	9	1	2	2	1	0	25	
2	Bright, Aaron	g	2-7	2-6	0-0	0	2	2	3	6	1	2	0	0	0	27	
22	Mann, Jarrett	g	3-11	0-2	2-2	0	2	3	3	6	2	0	0	1	0	33	
45	Green, Jeremy	g	4-15	2-6	2-2	0	2	4	12	0	3	0	0	0	0	27	
23	Harris, Gabriel	g	0-1	0-1	0-0	0	2	2	1	0	1	0	0	0	0	6	
24	Huestis, Josh	g	0-1	0-0	0-0	1	0	1	0	0	0	0	0	0	0	7	
3	Brown, Anthony	g	4-9	2-5	0-0	2	2	3	10	0							

11-10, 4-6 Pac-10

Official Basketball Box Score - Game Totals - Final Statistics
Arizona vs Stanford
2/3/11 6 p.m. at Stanford, CA

Arizona 78 - 19-4, 8-2 Pac-10

#	Player	Total			3-Pr			Rebounds			PF	TP	A	TO	Blk	Stl	Min
		FG	FGA	FT	FTA	Off	Def	Total									
23	Williams, Derrick	f	8-14	0-1	5-8	3	5	8	5	21	2	2	0	0	0	33	
33	Perry, Jesse	f	5-9	1-1	1-1	1	4	5	2	12	0	0	1	0	29		
44	Hill, Solomon	f	2-3	0-0	2-2	0	6	3	6	2	1	0	0	0	21		
12	Jones, Lamont	g	4-7	0-1	7-7	0	0	0	2	15	1	2	0	0	26		
21	Fogg, Kyle	g	4-7	1-3	2-6	0	3	3	1	11	1	1	0	1	31		
01	Natyazhko, Kyril	g	0-0	0-0	0-0	0	0	0	2	0	0	0	0	0	3		
03	Parrott, Kevin	g	2-4	1-2	2-4	3	0	3	0	7	4	1	0	0	20		
20	Mayes, Jordin	g	0-2	0-1	0-0	0	0	0	1	0	1	0	0	0	14		
24	Lavender, Brendon	g	2-4	2-3	0-0	0	1	1	1	6	0	0	0	0	9		
42	Horne, Jamelle	g	0-1	0-0	0-0	0	4	4	3	0	1	2	1	0	11		
08	Jacobson, Alex	g	0-0	0-0	0-0	0	0	0	1	0	0	1	0	0	3		
Team						2	0	2									
Totals			27-51	5-12	19-28	9	23	32	21	78	12	10	2	3	200		

FG % 1st Half:	14-28	50.0%	2nd half:	13-25	52.0%	Game:	27-51	52.9%	Deadball Rebounds:	3,1
3FG % 1st Half:	5-7	71.4%	2nd half:	0-0	0.0%	Game:	5-12	41.7%		
FT % 1st Half:	6-12	50.0%	2nd half:	13-18	81.3%	Game:	19-28	67.9%		

Stanford 69 - 11-10, 4-6 Pac-10

#	Player	Total			3-Pr			Rebounds			PF	TP	A	TO	Blk	Stl	Min
		FG	FGA	FT	FTA	Off	Def	Total									
13	Owens, Josh	f	5-8	0-0	3-7	6	3	9	4	13	1	1	0	1	26		
33	Powell, Dwight	f	2-7	0-1	2-2	1	3	4	3	6	1	2	1	0	24		
03	Brown, Anthony	g	1-5	1-3	0-0	1	2	3	1	3	1	2	0	0	30		
22	Mann, Jarrett	g	4-7	0-2	3-5	2	6	8	4	11	5	2	0	1	38		
45	Green, Jeremy	g	8-21	2-9	3-4	0	1	1	4	21	0	0	0	0	29		
02	Bright, Aaron	g	1-5	0-3	0-0	0	1	1	3	2	0	1	0	0	16		
24	Huestis, Josh	g	2-2	0-0	0-0	2	1	3	2	4	1	0	1	1	19		
34	Zimmermann, Andrew	g	0-1	0-0	0-0	0	0	0	1	0	0	0	0	0	4		
46	Gage, John	g	3-7	3-7	0-0	2	1	3	0	9	0	0	1	0	13		
50	Trotter, Jack	g	0-0	0-0	0-0	0	1	1	2	0	0	0	0	0	1		
Team						2	2	4									
Totals			26-63	6-25	11-18	16	21	37	24	69	9	8	3	3	200		

FG % 1st Half:	13-20	65.0%	2nd half:	13-34	38.2%	Game:	26-63	41.3%	Deadball Rebounds:	4
3FG % 1st Half:	5-12	41.7%	2nd half:	1-13	7.7%	Game:	6-25	24.0%		
FT % 1st Half:	2-5	40.0%	2nd half:	6-13	46.2%	Game:	11-18	61.1%		

Officials: Dick Carlmet, Bill Kennedy, Rick Batsell
Technical fouls: Arizona-None, Stanford-None.
Attendance: 5632

Score by periods	1st	2nd	Total
Arizona	39	30	78
Stanford	33	36	69

Points	In	Off	2nd	Fast	Bench
ARZ	34	12	11	4	13
STAN	30	14	22	0	15

Last FG - ARZ 2nd-00:26, STAN 2nd-01:57.
Largest lead - ARZ by 12 2nd-01:17, STAN by 5 2nd-14:15.

Score tied - 8 times.
Lead changed - 2 times.

13-10, 6-6 Pac-10

Official Basketball Box Score - Game Totals - Final Statistics
Stanford vs Washington State
02/10/11 7 p.m. at Beasley Coliseum - Pullman, Wash.

Stanford 75 - 13-10, 6-6

#	Player	Total			3-Pr			Rebounds			PF	TP	A	TO	Blk	Stl	Min
		FG	FGA	FT	FTA	Off	Def	Total									
13	Owens, Josh	f	1-6	0-0	0-0	1	3	4	2	1	0	0	0	0	17		
33	Powell, Dwight	f	7-12	0-2	2-4	1	7	8	3	16	0	1	1	3	29		
03	Brown, Anthony	g	4-8	2-4	2-2	1	2	3	2	12	2	1	1	0	35		
22	Mann, Jarrett	g	1-3	0-0	5-6	0	4	4	7	11	2	0	1	1	35		
45	Green, Jeremy	g	7-9	5-5	5-5	0	3	3	2	24	3	4	0	0	37		
02	Bright, Aaron	g	1-4	1-3	2-2	0	0	0	0	5	2	0	0	1	14		
24	Huestis, Josh	g	2-3	0-0	0-0	1	2	3	0	4	0	0	0	0	17		
40	Gage, John	g	1-2	1-2	0-0	1	0	1	2	3	0	0	0	0	7		
50	Trotter, Jack	g	1-3	0-0	0-0	1	2	3	0	2	0	2	0	0	9		
Team						1	1	2									
Totals			25-50	8-16	16-19	7	24	31	17	75	20	11	2	5	200		

FG % 1st Half:	18-29	62.1%	2nd half:	7-21	33.3%	Game:	25-50	50.0%	Deadball Rebounds:	2
3FG % 1st Half:	7-8	87.5%	2nd half:	2-9	22.2%	Game:	9-18	50.0%		
FT % 1st Half:	2-2	100.0%	2nd half:	14-17	82.4%	Game:	16-19	84.2%		

Washington State 62 - 16-8, 6-6

#	Player	Total			3-Pr			Rebounds			PF	TP	A	TO	Blk	Stl	Min
		FG	FGA	FT	FTA	Off	Def	Total									
12	Moham, Brock	f	3-3	0-0	2-4	0	2	2	1	8	1	2	0	0	22		
23	Casto, DeAngelo	f	10-11	0-0	2-7	2	2	4	2	22	0	0	1	1	33		
08	Casper, Marcus	g	2-4	0-0	2-2	0	0	0	3	6	2	0	1	1	29		
01	Thompson, Clay	g	6-13	1-4	2-2	2	5	7	3	15	2	4	0	2	33		
03	Moore, Reggie	g	2-6	0-3	1-4	0	2	2	2	5	2	0	0	0	32		
11	Aden, Faisal	g	1-9	1-7	0-0	1	3	4	1	3	4	2	0	0	21		
25	Winston, Jr., Dre'	g	0-1	0-0	0-0	0	2	2	0	0	0	0	0	0	4		
31	Lodwick, Abe	g	1-5	1-4	0-0	1	3	4	3	3	0	2	0	0	23		
48	Enquist, Charlie	g	0-0	0-0	0-0	0	0	0	0	0	0	0	0	0	3		
Team						3	0	3									
Totals			25-52	3-18	9-19	9	19	28	15	62	14	12	2	5	200		

FG % 1st Half:	12-24	50.0%	2nd half:	13-28	46.4%	Game:	25-52	48.1%	Deadball Rebounds:	4
3FG % 1st Half:	1-0	16.7%	2nd half:	2-12	16.7%	Game:	3-18	16.7%		
FT % 1st Half:	3-10	30.0%	2nd half:	6-8	75.0%	Game:	9-19	47.4%		

Officials: Mark Reischling, Randy Burkhardt, Tom Wood
Technical fouls: Stanford-None, Washington State-None.
Attendance: 6517

Score by periods	1st	2nd	Total
Stanford	45	30	75
Washington State	28	34	62

Last FG - STAN 2nd-01:47, WSU 2nd-01:28.
Largest lead - STAN by 19 1st-03:35, WSU None.

Score tied - 0 times.
Lead changed - 0 times.

12-10, 5-6 Pac-10

Official Basketball Box Score - Game Totals - Final Statistics
Arizona State vs Stanford
2/5/11 3 p.m. at Stanford, CA

Arizona State 75 - 10-13, 2-9 Pac-10

#	Player	Total			3-Pr			Rebounds			PF	TP	A	TO	Blk	Stl	Min
		FG	FGA	FT	FTA	Off	Def	Total									
08	Cain, Kyle	f	4-6	0-0	0-0	2	4	6	3	8	0	3	0	0	24		
35	Kukackis, Richards	f	2-7	0-2	0-0	0	3	3	2	4	0	1	0	1	18		
05	Abbott, Ty	g	1-3	0-2	1-1	0	0	0	2	3	1	0	0	0	17		
10	McMillan, Jamelle	g	6-10	3-3	2-3	0	2	2	3	17	1	1	0	4	36		
24	Lockett, Trent	g	4-8	0-0	6-7	0	4	4	1	14	5	1	1	0	35		
00	Felix, Carrick	g	4-6	1-2	1-1	2	1	3	4	10	3	1	0	2	23		
11	Hankins, Corey	g	0-2	0-0	0-0	0	1	1	1	0	0	0	0	0	2		
03	Bachynski, Jordan	g	3-5	0-0	0-2	1	2	3	2	6	1	0	1	0	16		
15	Creeks, Chance	g	3-5	2-4	0-0	0	0	0	5	8	0	0	0	0	22		
21	King, Keala	g	2-5	0-0	1-2	1	1	2	1	5	1	2	0	0	8		
25	Jackson, Marcus	g	0-0	0-0	0-0	0	0	0	0	0	0	0	0	0	1		
Team						1	3	4									
Totals			29-57	6-13	11-16	7	21	28	24	75	12	9	2	7	200		

FG % 1st Half:	12-25	48.0%	2nd half:	17-32	53.1%	Game:	29-57	50.9%	Deadball Rebounds:	3,1
3FG % 1st Half:	2-6	33.3%	2nd half:	4-7	57.1%	Game:	6-13	46.2%		
FT % 1st Half:	6-12	50.0%	2nd half:	5-4	56.6%	Game:	11-16	68.8%		

Stanford 83 - 12-10, 5-6 Pac-10

13-12, 6-8 Pac-10

Official Basketball Box Score - Game Totals - Final Statistics
 UCLA vs Stanford
 2/17/11 7:30 p.m. at Stanford, CA

UCLA 69 • 19-7, 10-3 Pac-10

#	Player	Total			3-Ptr			Rebounds			PF	TP	A	TO	Blk	Stl	Min
		FG-FGA	FG-FGA	FT-FTA	FG-FGA	FG-FGA	FT-FTA	Off	Def	Tot							
22	Nelson, Reeves	f	5-8	0-0	8-10	0	7	7	4	18	3	4	0	0	0	34	
22	Honeycutt, Tyler	f	5-12	4-8	2-5	0	4	4	0	16	2	5	0	2	36		
00	Slover, Anthony	c	0-0	0-0	0-0	1	0	1	1	0	0	1	0	0	9		
03	Lee, Malcolm	g	2-6	1-3	0-0	1	1	2	3	5	3	0	0	0	36		
11	Jones, Lazeric	g	3-7	3-5	0-0	1	5	6	1	9	4	2	1	0	27		
01	Lamb, Tyler	f	1-3	0-0	1-2	0	0	0	0	3	0	0	0	0	11		
05	Anderson, Jeremie	f	1-1	1-1	0-0	1	2	3	3	3	1	4	0	0	13		
21	Lane, Brendan	f	1-1	0-0	0-0	1	1	2	0	2	0	0	0	0	6		
34	Smith, Joshua	f	4-9	0-0	5-8	5	4	9	2	13	0	1	1	1	28		
	Team					0	1	1									
	Totals		22-47	9-17	16-25	10	25	35	14	68	13	17	2	3	200		
	FG % 1st Half:	11-21	52.4%	2nd half:	11-28	42.3%	Game:	22-47	46.8%						Deadball Rebounds		
	3FG % 1st Half:	6-11	54.5%	2nd half:	3-8	37.5%	Game:	9-17	52.9%						4		
	FT % 1st Half:	8-10	80.0%	2nd half:	8-15	53.3%	Game:	16-25	64.0%						5		

Stanford 65 • 13-12, 6-8 Pac-10

#	Player	Total			3-Ptr			Rebounds			PF	TP	A	TO	Blk	Stl	Min
		FG-FGA	FG-FGA	FT-FTA	FG-FGA	FG-FGA	FT-FTA	Off	Def	Tot							
13	Owens, Josh	f	5-7	0-0	2-4	1	4	5	2	12	1	0	0	1	34		
33	Powell, Dwight	f	1-7	0-1	0-0	2	3	5	0	2	1	2	0	1	17		
03	Brown, Anthony	g	6-10	3-5	0-0	1	3	4	2	15	0	0	0	0	33		
22	Mann, Jarrett	g	0-3	0-0	0-4	0	0	0	1	0	6	1	0	3	30		
45	Green, Jeremy	g	9-16	5-8	4-4	1	4	5	4	27	1	4	0	0	37		
02	Bright, Aaron	g	0-3	0-1	0-0	0	1	1	3	0	2	1	0	0	19		
24	Huestis, Josh	g	0-0	0-0	0-0	0	0	0	1	0	1	1	0	0	4		
34	Zimmermann, Andrew	f	1-2	0-0	0-0	1	0	1	3	2	1	1	1	0	10		
40	Gage, John	f	2-6	1-4	2-2	1	2	3	7	1	1	0	0	0	14		
50	Trotter, Jack	f	0-0	0-0	0-0	0	2	2	0	0	0	0	0	0	2		
	Team					0	0	0									
	Totals		24-54	9-19	8-14	7	19	26	19	65	13	12	1	5	200		
	FG % 1st Half:	12-20	60.0%	2nd half:	12-28	42.9%	Game:	24-54	44.4%						Deadball Rebounds		
	3FG % 1st Half:	3-8	37.5%	2nd half:	7-13	53.8%	Game:	10-19	52.6%						4		
	FT % 1st Half:	3-8	37.5%	2nd half:	5-6	83.3%	Game:	8-14	57.1%						4		

Officials: Randy McCall, Michael Reese, Tony Pasella
 Technical fouls: UCLA-None, Stanford-None.
 Attendance: 5856

Score by periods	1st	2nd	Total
UCLA	36	33	69
Stanford	29	36	65

Points	In	Off	2nd	Fast	Bench
	Paint	T/O	Chance	Break	
UCLA	20	12	5	2	21
STAN	20	16	13	2	9

Last FG - UCLA 2nd-04:20, STAN 2nd-00:03.
 Largest lead - UCLA by 16 2nd-07:28, STAN None.

Score tied - 1 time.
 Lead changed - 0 times.

13-13, 6-9 Pac-10

Official Basketball Box Score - Game Totals - Final Statistics
 USC vs Stanford
 2/19/11 7:30 p.m. at Stanford, CA

USC 69 • 15-12, 7-7 Pac-10

#	Player	Total			3-Ptr			Rebounds			PF	TP	A	TO	Blk	Stl	Min
		FG-FGA	FG-FGA	FT-FTA	FG-FGA	FG-FGA	FT-FTA	Off	Def	Tot							
01	Stephenson, Alex	f	6-9	0-0	3-6	0	5	5	2	15	0	1	1	0	32		
05	Vucevic, Nikola	f	6-10	3-4	4-4	3	11	14	1	19	1	0	3	1	34		
02	Fontan, Jio	g	3-5	1-3	1-4	0	2	2	5	8	7	1	0	0	21		
14	Smith, Donte	g	4-8	3-5	2-2	0	1	1	2	13	1	2	0	0	35		
43	Simmons, Marcus	g	2-4	0-1	0-1	0	4	4	4	1	2	1	1	1	37		
10	Jones, Maurice	f	4-11	1-1	1-5	0	2	2	1	10	2	1	0	2	28		
33	Jackson, Garrett	f	0-0	0-0	0-0	0	0	0	3	0	0	1	0	1	13		
	Team					1	3	4									
	Totals		25-47	8-14	11-22	4	28	32	18	69	12	9	5	5	200		
	FG % 1st Half:	16-27	59.3%	2nd half:	9-20	45.0%	Game:	25-47	53.2%						Deadball Rebounds		
	3FG % 1st Half:	6-10	60.0%	2nd half:	2-4	50.0%	Game:	8-14	57.1%						4		
	FT % 1st Half:	2-4	50.0%	2nd half:	9-18	50.0%	Game:	11-22	50.0%						4		

Stanford 53 • 13-13, 6-9 Pac-10

#	Player	Total			3-Ptr			Rebounds			PF	TP	A	TO	Blk	Stl	Min
		FG-FGA	FG-FGA	FT-FTA	FG-FGA	FG-FGA	FT-FTA	Off	Def	Tot							
13	Owens, Josh	f	6-10	0-0	1-3	5	2	7	2	13	2	2	1	1	28		
40	Gage, John	f	2-8	2-6	0-0	1	1	2	2	6	0	1	0	0	18		
03	Brown, Anthony	g	2-11	0-4	0-0	2	3	5	0	4	2	0	0	1	31		
22	Mann, Jarrett	g	0-2	0-0	1-2	0	1	1	4	1	3	1	0	0	12		
45	Green, Jeremy	g	3-13	0-4	5-6	1	3	4	2	11	0	1	0	1	33		
02	Bright, Aaron	g	1-2	1-2	1-2	0	1	1	2	4	0	1	0	0	21		
23	Harris, Gabriel	f	0-1	0-0	0-0	0	0	0	1	0	1	0	1	0	6		
24	Huestis, Josh	f	4-5	0-0	3-4	3	2	5	2	11	0	1	0	0	19		
33	Powell, Dwight	f	1-4	0-1	1-2	0	10	10	2	3	1	2	0	0	26		
34	Zimmermann, Andrew	f	0-1	0-0	0-0	0	1	1	3	0	1	1	0	0	6		
	Team					1	0	1									
	Totals		19-57	3-17	12-19	13	24	37	20	53	10	11	2	3	200		
	FG % 1st Half:	13-27	48.1%	2nd half:	6-30	20.0%	Game:	19-57	33.3%						Deadball Rebounds		
	3FG % 1st Half:	3-6	50.0%	2nd half:	0-11	0.0%	Game:	3-17	17.6%						4.1		
	FT % 1st Half:	2-3	66.7%	2nd half:	10-16	62.5%	Game:	12-19	63.2%						4.1		

Officials: Dick Cartmel, Kevin Brill, Bruce Hicks
 Technical fouls: USC-None, Stanford-None.
 Attendance: 5896

Score by periods	1st	2nd	Total
USC	40	29	69
Stanford	31	22	53

Points	In	Off	2nd	Fast	Bench
	Paint	T/O	Chance	Break	
USC	28	12	8	0	10
STAN	18	5	8	2	16

Last FG - USC 2nd-05:47, STAN 2nd-02:10.
 Largest lead - USC by 20 2nd-05:31, STAN by 4 1st-19:05.

Score tied - 0 times.
 Lead changed - 3 times.

13-14, 6-10 Pac-10

Official Basketball Box Score - Game Totals - Final Statistics
 Stanford vs Oregon State
 2/24/11 6:00 PM at Corvallis, Ore. (Gill Coliseum)

Stanford 80 • 13-14, 6-10

#	Player	Total			3-Ptr			Rebounds			PF	TP	A	TO	Blk	Stl	Min
		FG-FGA	FG-FGA	FT-FTA	FG-FGA	FG-FGA	FT-FTA	Off	Def	Tot							
03	Brown, Anthony	f	3-10	2-7	4-4	1	1	2	2	12	1	2	0	1	29		
33	Powell, Dwight	f	2-5	0-1	1-2	1	1	2	4	5	4	1	0	1	32		
13	Owens, Josh	c	3-11	0-0	0-0	1	1	2	3	6	1	0	0	1	26		
22	Mann, Jarrett	g	2-3	0-0	0-1	0	4	4	3	4	10	3	0	1	29		
45	Green, Jeremy	g	9-14	4-9	2-4	0	4	4	3	24	1	3	0	2	34		
02	Bright, Aaron	g	5-5	5-5	0-0	2	2	2	0	15	1	1	0	0	22		
23	Harris, Gabriel	f	0-0	0-0	0-0	0	0	0	0	0	0	0	0	0	4		
24	Huestis, Josh	f	2-3	1-1	2-2	1	2	3	1	7	2	3	1	1	19		
40	Gage, John	f	3-4	1-2	0-0	2	0	2	1	7	0	0	0	0	7		
50	Trotter, Jack	f	0-0	0-0	0-0	0	0	0	0	0	0	1	0	0	2		
	Team					1	1	2									
	Totals		29-55	13-25	9-13	7	16	23	17	80	20	14	2	9	200		
	FG % 1st Half:	15-28	53.6%	2nd half:	14-27	51.9%	Game:	29-55	52.7%								

15-14, 7-10 Pac-10

Official Basketball Box Score - Game Totals - Final Statistics
Seattle vs Stanford
3/1/11 7 p.m. at Stanford, CA

Seattle 66 - 11-18

#	Player	Total		3-Ptr	FT-FTA	Rebounds			PF	TP	A	TO	Blk	Stl	Min
		FG-FGA	FG-FGA			Off	Def	Tot							
02	Broussard, Aaron	f	5-13	0-3	3-4	2	3	5	3	13	3	2	0	3	26
33	Gilmore, Gavin	f	1-4	0-0	1-2	2	2	4	3	3	2	2	0	0	34
52	Jones, Alex	f	6-13	1-1	2-4	1	1	2	3	15	2	3	0	1	30
01	Lever, Garrett	g	0-2	0-2	3-4	2	2	4	5	3	2	1	0	1	26
10	Carter, Sterling	g	5-16	2-8	0-0	0	2	2	3	12	1	0	0	2	29
05	Burrell, Cervante	g	6-15	0-0	3-3	3	5	8	1	15	1	3	0	3	30
15	Rasmussen, Chad	g	2-8	1-4	0-0	1	2	3	2	5	0	0	0	1	25
Team						3	5	8							
Totals			25-71	4-18	12-17	14	22	36	20	66	11	11	0	11	200

FG % 1st Half: 11-36 30.6% 2nd half: 14-33 42.4% Game: 25-71 35.2%
3FG % 1st Half: 3-12 25.0% 2nd half: 1-6 16.7% Game: 4-18 22.2%
FT % 1st Half: 2-2 100.0% 2nd half: 10-15 66.7% Game: 12-17 70.6%

Stanford 77 - 15-14

#	Player	Total		3-Ptr	FT-FTA	Rebounds			PF	TP	A	TO	Blk	Stl	Min
		FG-FGA	FG-FGA			Off	Def	Tot							
13	Owens, Josh	f	5-7	0-0	3-4	0	6	6	5	13	5	1	2	1	28
33	Powell, Dwight	f	2-4	0-0	2-4	0	2	2	2	6	1	1	1	1	25
03	Brown, Anthony	g	7-11	3-6	4-4	0	11	11	1	21	0	2	0	0	35
22	Mann, Jarrett	g	0-4	0-0	1-4	1	5	6	3	1	6	6	1	1	28
45	Green, Jeremy	g	7-9	4-5	4-7	0	5	5	1	22	0	3	1	1	35
02	Bright, Aaron	g	1-4	1-3	3-4	0	1	1	2	6	2	4	0	1	19
23	Harris, Gabriel	g	0-0	0-0	0-0	0	0	0	1	0	0	2	0	0	4
24	Huestis, Josh	g	1-1	0-0	1-2	2	0	2	0	3	1	0	1	0	11
40	Gage, John	g	2-3	1-2	0-0	0	2	2	1	5	0	2	2	0	15
Team						0	2	2							
Totals			25-43	9-16	18-29	3	34	37	16	77	15	21	8	5	200

FG % 1st Half: 11-22 50.0% 2nd half: 14-21 66.7% Game: 25-43 58.1%
3FG % 1st Half: 4-8 50.0% 2nd half: 5-11 45.5% Game: 9-16 56.3%
FT % 1st Half: 2-4 50.0% 2nd half: 18-25 72.0% Game: 18-29 62.1%

Officials: Mark Reischling, Michael Eggers, Ken Dilly
Technical fouls: Seattle-None, Stanford-None.
Attendance: 5165

Score by periods	1st	2nd	Total
Seattle	27	39	66
Stanford	28	49	77

Points	In	Off	2nd	Fast	Bench
	Paint	T/O	Chance	Break	
SU	30	18	7	0	20
STAN	18	15	2	2	14

Last FG - SU 2nd-02:27, STAN 2nd-05:21.
Largest lead - SU by 2 1st-19:15, STAN by 16 2nd-14:34.

Score tied - 0 times.
Lead changed - 1 time.

15-15, 7-11 Pac-10

Official Basketball Box Score - Game Totals - Final Statistics
Stanford vs California
3/5/11 4 p.m. at Haas Pavilion, Berkeley, Calif.

Stanford 55 - 15-15, 7-11

#	Player	Total		3-Ptr	FT-FTA	Rebounds			PF	TP	A	TO	Blk	Stl	Min
		FG-FGA	FG-FGA			Off	Def	Tot							
13	Owens, Josh	f	2-6	0-0	0-2	1	2	3	3	4	0	1	1	1	24
33	Powell, Dwight	f	2-6	0-2	0-2	3	4	7	3	4	2	3	1	1	23
03	BROWN, Anthony	g	2-11	0-6	0-0	2	2	4	2	4	0	2	0	0	31
22	Mann, Jarrett	g	2-3	0-0	0-2	1	1	2	3	4	3	2	1	0	29
45	Green, Jeremy	g	5-10	3-7	6-7	0	0	0	3	19	0	4	0	0	31
02	BRIGHT, Aaron	g	0-0	0-0	0-0	0	0	0	1	0	0	1	0	0	3
10	Lemons, Robbie	g	0-1	0-1	0-0	0	0	0	0	0	0	1	0	0	5
23	Harris, Gabriel	g	3-4	1-1	0-0	0	0	0	0	0	7	1	0	0	7
24	Huestis, Josh	g	1-3	0-0	0-0	1	1	2	1	2	1	0	0	0	14
34	Zimmermann, Andrew	g	0-2	0-1	2-4	1	2	3	2	0	0	1	0	0	12
40	Gage, John	g	1-5	0-3	0-0	0	1	1	0	2	0	1	0	0	8
50	Trotter, Jack	g	3-4	0-0	1-2	1	2	3	7	0	0	0	0	0	13
Team						1	0	1							
Totals			21-55	4-21	9-19	11	15	26	22	55	8	15	4	3	200

FG % 1st Half: 7-25 28.0% 2nd half: 14-30 46.7% Game: 21-55 38.2%
3FG % 1st Half: 2-9 22.2% 2nd half: 2-12 16.7% Game: 4-21 19.0%
FT % 1st Half: 5-10 50.0% 2nd half: 4-9 44.4% Game: 9-19 47.4%

California 74 - 17-13, 10-8

#	Player	Total		3-Ptr	FT-FTA	Rebounds			PF	TP	A	TO	Blk	Stl	Min
		FG-FGA	FG-FGA			Off	Def	Tot							
22	Kamp, Harper	f	9-12	0-1	2-3	1	4	5	4	20	1	4	0	0	29
10	Sanders-Frison, Mark	c	4-12	0-1	5-6	6	7	13	2	13	1	1	1	0	34
02	GUTIERREZ, Jorge	g	2-6	0-3	4-4	1	2	3	3	8	7	4	0	4	35
12	Smith, Brandon	g	1-5	0-2	1-3	1	2	3	4	3	1	3	0	3	36
23	Crabbe, Allen	g	10-13	1-2	3-3	1	8	9	1	24	5	1	1	1	38
00	CARTER, Nigel	g	0-0	0-0	0-0	0	0	0	0	0	0	1	0	0	1
15	Bak, Bak	g	0-0	0-0	0-0	0	0	0	0	0	0	1	0	0	4
21	Powers, Jeff	g	0-0	0-0	0-0	0	0	0	0	0	0	0	0	0	2
25	Solomon, Richard	g	3-4	0-0	0-1	0	3	3	3	6	1	0	0	0	17
31	Murray, Emerson	g	0-0	0-0	0-0	0	0	0	0	0	0	1	0	0	4
Team						2	0	2							
Totals			29-52	1-9	15-20	12	26	38	17	74	16	16	3	8	200

FG % 1st Half: 12-26 46.2% 2nd half: 17-26 65.4% Game: 29-52 55.8%
3FG % 1st Half: 0-4 0.0% 2nd half: 1-5 20.0% Game: 1-9 11.1%
FT % 1st Half: 9-11 81.8% 2nd half: 6-9 66.7% Game: 15-20 75.0%

Officials: Michael Reed, Ruben Ramos, Deron White
Technical fouls: Stanford-None, California-None.
Attendance: 9752

Score by periods	1st	2nd	Total
Stanford	21	34	55
California	33	41	74

Points	In	Off	2nd	Fast	Bench
	Paint	T/O	Chance	Break	
Stanford	16	16	7	0	20
CAL	44	19	12	15	6

Last FG - STAN 2nd-00:17, CAL 2nd-02:07.
Largest lead - STAN None, CAL by 20 2nd-02:07.

Score tied - 0 times.
Lead changed - 0 times.

15-16, 7-11 Pac-10

Official Basketball Box Score - Game Totals - Final Statistics
Oregon State vs Stanford
03/09/11 6:00 p.m. at Los Angeles, Calif. (Staples Center)

Oregon State 69 - 11-19

#	Player	Total		3-Ptr	FT-FTA	Rebounds			PF	TP	A	TO	Blk	Stl	Min
		FG-FGA	FG-FGA			Off	Def	Tot							
00	McShane, Kevin	f	0-1	0-0	0-0	0	4	4	2	0	0	0	0	0	18
11	Burton, Joe	f	2-10	0-0	3-4	5	9	14	2	7	6	1	0	3	38
24	Johnson, Omeri	f	1-6	0-1	0-0	1	3	4	2	2	0	1	1	0	20
12	Brandt, Angus	c	0-0	0-0	0-0	0	0	0	3	0	0	1	0	0	3
35	Nelson, Roberto	g	1-8	0-2	0-0	2	3	5	5	2	1	2	0	1	30
01	Cunningham, Jared	g	4-11	1-3	15-20	2	4	6	2	24	2	4	0	2	33
03	Stanis, Ahmad	g	6-12	3-6	0-0	0	1	1	2	15	1	2	0	0	26
44	Collier, Devon	g	6-8	0-0	7-11	6	2	8	1	19	0	0	2	1	32
Team						0	0	0							
Totals			20-56	4-12	25-35	16	26	42	19	69	10	11	3	7	200

FG % 1st Half: 9-27 33.3% 2nd half: 11-29 37.9% Game: 20-56 35.7%
3FG % 1st Half: 3-7 42.9% 2nd half: 1-6 20.0% Game: 4-12 33.3%
FT % 1st Half: 5-8 62.5% 2nd half: 20-27 74.1% Game: 25-35 71.4%

Stanford 67 - 15-16

#	Player	Total		3-Ptr	FT-FTA	Rebounds			PF	TP	A	TO	Blk	Stl	Min
		FG-FGA	FG-FGA			Off	Def	Tot							
13	Owens, Josh	f	2-5	0-0	2-4	3	2	5	4	6	1	0	2	1	26
33	Powell, Dwight	f	5-12	0-1	1-2	6	2	8	4	11	1	2	1	0	28
03	Brown, Anthony	g	3-8	1-5	4-5	3	5	8	1	11	2	2	0	0	34
22	Mann, Jarrett	g	1-7	0-1	5-9	0	6	6	5	7	6	2	0	2	34
45	Green, Jeremy	g	7-18	7-15	4-4	1	2	3	4	25	0	1	0	0	38
02	Bright, Aaron	g	0-1	0-1	0-0	1	1	2	1	0	0	0	0	0	10
23	Harris, Gabriel	g	0-0	0-0	0-0	0	0	0	0	0	0	1	0	1	5
24	Huestis, Josh	g													