



STANFORD MEN'S BASKETBALL



@STANFORDMBB #GOSTANFORD

CONTACT: Zach Reynolds | 541.419.0615 | zreynold@stanford.edu

2022-23 SCHEDULE AND RESULTS

NOVEMBER

7 (Mon)	Pacific	W, 88-78	P12NET
11 (Fri)	Wisconsin (1)	4:30 p.m.	FS1
15 (Tue)	San Diego State	6 p.m.	P12NET
18 (Fri)	Cal Poly	8 p.m.	P12NET
24 (Thu)	Ole Miss (2)	10:30 a.m.	ESPNU
25 (Fri)	Florida State/Siena (2)	TBA	ESPN/N
27 (Sun)	ESPN Events Invite (2)	TBA	ESPN2/U

DECEMBER

1 (Thu)	UCLA *	7:30 p.m.	ESPN2
4 (Sun)	at Arizona State *	4 p.m.	ESPN2
16 (Fri)	Green Bay	5 p.m.	P12NET
18 (Sun)	Texas (3)	10 a.m.	ESPN
22 (Thu)	Loyola Chicago (4)	TBA	P12NET
29 (Thu)	Colorado *	8 p.m.	ESPN2/U
31 (Sat)	Utah *	1 p.m.	P12NET

JANUARY

6 (Fri)	at California *	6 p.m.	ESPNU
12 (Thu)	at Washington *	8 p.m.	FS1
14 (Sat)	at Washington State *	5 p.m.	P12NET
19 (Thu)	Oregon State *	8 p.m.	P12NET
21 (Sat)	Oregon *	8 p.m.	FS1
25 (Wed)	Chicago State	7 p.m.	P12NET
28 (Sat)	California *	7 p.m.	ESPN2/U

FEBRUARY

2 (Thu)	at Utah *	5 p.m.	P12NET
5 (Sun)	at Colorado *	4 p.m.	FS1
9 (Thu)	Arizona State *	7 p.m.	FS1
11 (Sat)	Arizona *	5 or 7 p.m.	ESPN/2
16 (Thu)	at UCLA *	8 p.m.	ESPN2
18 (Sat)	at USC *	5 or 7 p.m.	ESPN2/U
23 (Thu)	Washington State *	8 p.m.	P12NET
26 (Sun)	Washington *	3 or 4 p.m.	FS1

MARCH

2 (Thu)	at Oregon State *	6 p.m.	P12NET
4 (Sat)	at Oregon *	1 p.m.	CBS

* Pac-12 game

Bold indicates home game

- (1) at American Family Field, Milwaukee, Wis.
 - (2) at ESPN Wide World of Sports, Orlando, Fla.
 - (3) at American Airlines Center, Dallas, Texas
 - (4) at Kaiser Permanente Arena, Santa Cruz, Calif.
- All times listed PT



STANFORD
1-0, 0-0 Pac-12



WISCONSIN
1-0, 0-0 Big Ten

SETTING THE SCENE

Stanford hits the road for the first time this season, traveling to Wisconsin for the Brew City Battle at American Family Field, home of the Milwaukee Brewers. The action airs at 4:30 p.m. PT on FS1.

THE OPENING TIP

- Stanford went 16-16 last season, which featured Stanford's first win over an AP top-five opponent since 2007 and its first road ranked win since 2014. The Cardinal opened the 2022-23 campaign on Monday at home with an 88-78 win over Pacific.
- Spencer Jones led last year's team with 12.0 points per game, Harrison Ingram paced the squad with 6.7 rebounds per night, and Michael O'Connell dished a team-leading 3.6 assists per game. Stanford is one of two power conference programs to return eight of its top nine scorers (TCU).
- Ingram, who was Stanford's first Pac-12 Freshman of the Year since Casey Jacobsen in 2000, withdrew his name from the 2022 NBA Draft to return to The Farm for his sophomore campaign.
- The Cardinal returns eight of its top nine rotation players from a year ago, while also bringing in the program's first transfer in 12 years and the first graduate transfer in program history in Michael Jones (Davidson).
- Michael Jones had a debut to remember in the season opener, with his 31 points the most by a Stanford player in his team debut on record. The 31 points were a career-high.

THE BREW CITY BATTLE

Stanford will face Wisconsin for the 11th time in program history, with the Cardinal holding a 6-4 margin over the first 10 matchups. The event is the first basketball game at a Major League Baseball stadium since 2015, when Petco Park hosted San Diego and San Diego State. The court will be placed in the infield with baskets near first and third base and center court at the pitcher's mound.

TAMED THE TIGERS

Michael Jones (31) and Maxime Raynaud (22) each tallied career highs in the program's 88-78 season-opening win over Pacific. The Cardinal shot 60.4% from the floor as a team, which was Stanford's top mark since Dec. 15, 2020 against CSUN. The win was Stanford's 13th straight in a season opener.

POSSIBLE STARTERS

No.	Player	Pos.	Ht.	Wt.	Yr.	PPG	RPG	APG
5	Michael O'Connell	G	6-2	195	Jr.	9.0	2.0	4.0
13	Michael Jones	G	6-5	205	Gr.	31.0	5.0	3.0
22	James Keefe	F	6-9	240	Sr.	7.0	2.0	2.0
23	Brandon Angel	F	6-8	240	Jr.	10.0	2.0	1.0
55	Harrison Ingram	F	6-7	230	So.	7.0	6.0	6.0

OFF THE BENCH

1	Isa Silva	G	6-4	190	So.	0.0	0.0	0.0
3	Jarvis Moss	G	6-4	200	So.	0.0	2.0	0.0
10	Max Murrell	F	6-9	225	Jr.	2.0	3.0	1.0
11	Ryan Agarwal	G	6-6	190	Fr.	0.0	1.0	0.0
14	Spencer Jones	F	6-7	225	Sr.	-	-	-
15	Benny Gealer	G	6-1	160	Fr.	-	-	-
21	Neal Begovich	F	6-9	230	R-Jr.	-	-	-
24	Jaylen Thompson	F	6-8	195	Fr.	-	-	-
42	Maxime Raynaud	F	7-1	250	So.	22.0	9.0	1.0

*Starters based on previous game

**ANNE AND TONY JOSEPH
DIRECTOR OF MEN'S BASKETBALL
JEROD HAASE**



In his first six seasons as Stanford's Anne and Tony Joseph Director of Men's Basketball, Jerod Haase has instilled an invested, tough and selfless attitude into the program.

Since arriving on The Farm, the Cardinal has won 98 games, recorded its best conference finish and most league wins in a decade and earned a postseason berth for the first time since 2015. The 2020 team was set to be season bound before the cancellation of the NCAA Tournament.

Stanford won 16 games in 2021-22, including the program's first win over an AP top-five opponent since 2007 and its first over a top-25 team on the road since 2014. Harrison Ingram was named Pac-12 Freshman of the Year - Stanford's first since 2000 - while Spencer Jones blossomed into an All-Pac-12 conference forward. Sam Beskind was named Pac-12 Scholar-Athlete of the Year, becoming the program's third honoree in the last five seasons.

The 2020-21 campaign was turned upside down by the COVID-19 global outbreak and subsequent restrictions in Santa Clara County, and Stanford showed its resilience and tenacity with a 14-13 overall record and 10 Pac-12 wins. The season included three wins over eventual Sweet 16 teams, two over Elite Eight programs, and a sweep of Arizona for the first time since 2008. Oscar da Silva established himself as one of the top forwards in the country as one of two players to average 18 points, six rebounds and two assists per game while shooting over 55 percent from the floor. He was also named the Pac-12 Scholar Athlete of the Year.

The Cardinal signed its third top-20 recruiting class in four seasons, led by five-star forward Harrison Ingram. Ingram gives the program a McDonald's All-American for the second-straight year, the first time in Stanford history the feat has been accomplished.

Stanford finished 20-12 overall in 2019-20, and remained solidly in contention for an NCAA Tournament berth throughout a season shortened by the COVID-19 global pandemic. Boasting the nation's No. 16-ranked scoring defense (KenPom No. 7), the Cardinal also shot its highest field goal percentage (.469) since 2003-04. The 20 wins marked Stanford's first such season since the 2014-15 campaign.

Haase and his staff capped the season with a top-10 national recruiting class for 2020 - it's second top-10 class since Haase joined the Cardinal - including top-five signee Ziaire Williams and four players rated at least four stars by one outlet.

Fueled by back-to-back top-25 recruiting classes, Haase's 2018-19 squad featured freshmen and sophomores accounting for 80 percent of the scoring and rebounding. In 2017-18, Haase guided Stanford to a third-place finish in the Pac-12 with 11 conference wins and earned a postseason berth for the first time in three years with a second-round appearance in the NIT.

During Haase's first season in 2016-17, Stanford posted 14 wins against a challenging schedule and finished among the nation's top-10 percent in the classroom. Haase was appointed Stanford's 18th head coach in school history on March 25, 2016.

At UAB, Haase led the Blazers to a regular-season Conference USA championship in 2016 and the program's 15th all-time NCAA Tournament berth in 2015. Haase compiled an 80-53 overall record in four seasons while improving the Blazers' win total every year.

YEAR	SCHOOL	OVERALL	POSTSEASON
2012-13	UAB	16-17	-
2013-14	UAB	18-13	-
2014-15	UAB	20-16	NCAA Third Round
2015-16	UAB	26-7	NIT First Round
2016-17	Stanford	14-17	-
2017-18	Stanford	19-16	NIT Second Round
2018-19	Stanford	15-16	-
2019-20	Stanford	20-12	Postseason Canceled
2020-21	Stanford	14-13	-
2021-22	Stanford	16-16	-
2022-23	Stanford	1-0	-
	OVR	179-143	3 appearances
	at Stanford	99-90	1 appearance
	at UAB	80-53	2 appearances

JONESING FOR JONES

Spencer Jones garnered his first All-Pac-12 awards with honorable mention selections to the all-conference and all-defense teams last season. The swingman was the team's leading scorer at 12.0 points per game, while averaging 4.5 rebounds per night. He was one of six players league-wide last season to earn all-conference and all-defense honors. Establishing himself as one of the best 3-point shooters in program history, the sniper ended the season in ninth on the all-time Cardinal list with 189 made threes.

Jones, who will be one of the top seniors in the Pac-12 this season, averaged 22.5 points per game in March last season and 27.0 points per game in the Pac-12 Tournament.

FRESHMAN OF THE YEAR RETURNS TO STANFORD

One of the most dynamic and versatile players in the country, Harrison Ingram was Stanford's first Pac-12 Freshman of the Year since 2000, and also garnered All-Pac-12 honorable mention status a year ago. He was Stanford's first Freshman of the Year since Casey Jacobsen, and just the fifth all-time, joining Brevin Knight (1994), Johnny Rogers (1982) and John Revelli (1981). He joins only Jacobsen in program history with all-conference and all-freshman recognition in the same year.

Ingram is the only rising sophomore in the country to have averaged 10 points, six rebounds and three assists per game last season, as he was joined by only Paolo Banchemo, the top pick in the 2022 NBA Draft, in meeting those benchmarks as true freshmen. The only first-year player in the league last year to average double-figure scoring, he won six Pac-12 Freshman of the Week awards, which is the second-most in conference history, behind only USC's Evan Mobley (2020-21), who won the honor seven times.

PRESEASON PROGNOSTICATION

Stanford was picked fifth in the Pac-12's preseason poll, earning one first place vote while slotting in behind UCLA, Arizona, Oregon and USC. Spencer Jones and Harrison Ingram were each on the Pac-12 preseason first team, with Stanford joining only UCLA and USC with multiple players on the first team. Ingram also earned a selection to the Julius Erving Small Forward of the Year watch list for the second consecutive season.

STILL TIPPIN', NOW FOR STANFORD

Michael Jones joined the Cardinal program in May in a groundbreaking moment, as Stanford's first graduate transfer in program history and the first transfer of any kind since 2009-10 (Andrew Zimmerman). Jones played his first three seasons at Davidson, and he led the Wildcats to the NCAA Tournament a year ago after averaging 11.8 points and 3.6 rebounds per game while shooting 42.1 percent from 3-point range.

He is one of two returners in college basketball to have scored 400 points while shooting at least 46 percent from the floor, 42 percent from 3-point range and 84 percent from the free throw line (Isiah Mosley, Missouri) last season. Jones will start his master's degree in statistics at Stanford this fall.

LEADING THE PAC

The Cardinal boasts one of the top returning corps in the country, leading the Pac-12 in returning minutes, scoring and rebounding, while the program is one of just two power conference teams in the country to bring back eight of its top nine scorers from a year ago, joining TCU. Alongside leaders Spencer Jones and Harrison Ingram, Stanford returns its leading assist man, Michael O'Connell, breakout forward Brandon Angel, big men James Keefe and Maxime Raynaud, and former four-star recruits Isa Silva and Max Murrell. 78 percent of the team's scoring and minutes return from the 2021-22 squad.

2022-23 ROSTER							
No.	Player	Pos.	Ht.	Wt.	Yr.	Major	Hometown (Previous School)
1	Isa Silva	G	6-4	190	So.	Undeclared	Sacramento, Calif. (Jesusit)
3	Jarvis Moss	G	6-4	200	So.	Undeclared	Concord, N.C. (Cannon School)
5	Michael O'Connell	G	6-2	195	Jr.	Economics	Mineola, N.Y. (Blair Academy (N.J.))
10	Max Murrell	F	6-9	225	Jr.	Computer Science	Omaha, Neb. (Millard North)
11	Ryan Agarwal	G	6-6	190	Fr.	Undeclared	Coppell, Texas (Coppell)
13	Michael Jones	G	6-5	205	Gr.	MS Statistics	Woodbury, Minn. (Woodbury/Davidson)
14	Spencer Jones	F	6-7	225	Sr.	Management Sci. and Engineering	Roeland Park, Kan. (Bishop Miege)
15	Benny Gealer	G	6-0	160	Fr.	Undeclared	San Pedro, Calif. (Rolling Hills Prep)
21	Neal Begovich	F	6-9	230	R-Jr.	Economics	San Francisco, Calif. (St. Ignatius College Prep)
22	James Keefe	F	6-9	240	Sr.	Economics	Los Angeles, Calif. (Loyola)
23	Brandon Angel	F	6-8	240	Jr.	Economics	San Diego, Calif. (Torrey Pines)
24	Jaylen Thompson	F	6-8	195	Fr.	Undeclared	Oakland, Calif. (Southern California Academy)
42	Maxime Raynaud	F	7-1	250	So.	Undeclared	Paris, France (Lycee Henri IV)
55	Harrison Ingram	F	6-7	230	So.	Undeclared	Dallas, Texas (St. Mark's)
PRONUNCIATION GUIDE							
JEROD HAASE		Jared rhymes with pass		Rob EHSAN		EE-sahn	
ISA Silva		EE-suh		Max MURRELL		Mearl (rhymes with pearl)	
Ryan AGARWAL		AG-are-wall		Benny GEALER		GHEE-ler	
Neal BEGOVICH		BEG-oh-vitch		MAXIME RAYNAUD		Max-eem Ray-no	

A CHALLENGING SLATE

Stanford has once again scheduled a rigorous non-conference slate, headlined by a home contest with San Diego State (Nov. 15), neutral contest clashes with Wisconsin (Nov. 11), Texas (Dec. 18) and Loyola Chicago (Dec. 22) and three games in Orlando at the ESPN Events Invitational (Nov. 24-27), which starts with a matchup against Ole Miss on Thanksgiving Day. The contest with Wisconsin will be played at American Family Field, home of the Milwaukee Brewers, and is the first college basketball game to be played on an MLB diamond since 2015.

The Cardinal has faced a top-80 schedule in each of Jerod Haase's six seasons at Stanford, including top-40 slates in each of the last two years, per KenPom.

SEASON OPENING SUCCESS

The Cardinal is 7-0 in season openers under head coach Jerod Haase, and the program has won 13 straight season debuts dating back to the 2010-11 campaign. Pacific was the third WCC team in that stretch to be Stanford's season-opening foe, and the Cardinal is 10-0 at home in season openers since 2010.

OPENING NIGHT AROUND THE LEAGUE

With all 12 Pac-12 programs in action on opening day, no other player league-wide scored as many points (31) or made as many free throws (10) as Michael Jones. Additionally, Raynaud's 22 points are the third most in the conference, as six players had a 20-point night around the Pac-12. Brandon Angel was one of two players to maintain a 100% mark from the floor with at least four attempts, while Harrison Ingram was one of six players to dish at least six assists. The Cardinal joined Arizona in teams making at least 60 percent of their attempts from the floor.

25 YEARS AGO

This season Stanford will celebrate the 25th anniversary of the 1997-98 Cardinal team that went 30-5 and advanced to the Final Four for just the second time in program history, and the first since Stanford won the national championship in 1942. The team was led by leading scorers Arthur Lee and Kris Weems, had four future NBA players: Tim Young, Mark Madsen, Jarron Collins and Jason Collins, and was captained by Peter Sauer, for whom the team's captain patch is named in honor of.

WELCOME TO THE FARM

Adding a trio of highly-rated recruits to the program, Stanford will welcome four-star forwards Jaylen Thompson (Oakland, CA) and Ryan Agarwal (Coppell, TX) and three-star point guard Benny Gealer (San Pedro, CA) this season. A 6-8 small forward, Thompson gives Stanford a top-100 signee for the sixth-straight season under head coach Jerod Haase, who has signed 13 top-100 players at Stanford.

In addition to the new players, Brandon Dunson joins the program as an assistant coach following stints at Nevada, Cal State Fullerton and Denver. Dunson was previously on staff at Stanford as director of basketball development from 2016-18. Additionally, former North Carolina point guard and 2017 national champion Nate Britt II was added to the coaching staff as director of player development.

IN THE PROS

Stanford boasts five NBA alumni entering the 2022-23 season: Ziaire Williams (Memphis Grizzlies), Brook Lopez (Milwaukee Bucks), Robin Lopez (Cleveland Cavaliers), Dwight Powell (Dallas Mavericks) and KZ Okpala (Sacramento Kings), while a plethora of alumni are plying their trade in leagues around the world. Additionally, Chasson Randle spent the preseason with the Denver Nuggets and Landry Fields was promoted to general manager of the Atlanta Hawks in the offseason.

Through games of Nov. 7, Brook Lopez leads the NBA in blocks while anchoring the only one-loss team.

SWEPT USC

One of the highlights of the 2021-22 season was Stanford's sweep of a ranked USC team. The Cardinal's first win over USC was its first over a top-five opponent since 2007 (UCLA), led by 21 points apiece from Harrison Ingram and Spencer Jones, and the second was its first over a top-25 team on the road since 2014 (Texas), with Ingram and Jones ending in double figures once again to lead the effort.

FLOOR BURNS

During his playing career at Kansas, Jerod Haase was known for his energy and passion on the court. Whether it be diving for loose balls or taking charges, Haase's trademark hustle was always on display. During his time with the Jayhawks, the "floor burns" statistic was created in his honor and is still tracked by the program. Haase totaled 167 floor burns during the 1996-97 season. Stanford's individual totals (9 combined, 9.0 per game) are as follows:

Harrison Ingram	3
James Keefe	2
Ryan Agarwal	1
Michael Jones	1
Brandon Angel	1
Maxime Raynaud	1

2022-23 PAC-12 STANDINGS

TEAM	CONFERENCE			OVERALL		
	W	L	PCT	W	L	PCT
1..Stanford.....	0	0	0.000	1	0	1.000
.....Arizona.....	0	0	0.000	1	0	1.000
.....Arizona State.....	0	0	0.000	1	0	1.000
.....Colorado.....	0	0	0.000	1	0	1.000
.....Oregon.....	0	0	0.000	1	0	1.000
.....Oregon State.....	0	0	0.000	1	0	1.000
.....UCLA.....	0	0	0.000	1	0	1.000
.....Utah.....	0	0	0.000	1	0	1.000
.....Washington.....	0	0	0.000	1	0	1.000
.....Washington State.....	0	0	0.000	1	0	1.000
.....California.....	0	0	0.000	0	1	0.000
.....USC.....	0	0	0.000	0	1	0.000

*Through Nov. 7

INSIDE THE SERIES - WISCONSIN

Series History	Stanford leads, 6-4
Streak.....	L1
Last 5 Meetings.....	3-2
Last 10 Meetings.....	6-4
Under Jerod Haase.....	0-1
Biggest Win	19 (1974-75)
Biggest Loss	16 (2018-19)
Most Points Scored.....	95 (1994-95)
Most Points Allowed.....	80 (1993-94)

STANFORD QUICK FACTS

Stanford University

Enrollment (undergraduate).....	7,645
Enrollment (total).....	16,937

Home Arena

Maples Pavilion	Opened	1968
Capacity	7,233	
Record at Maples.....	566-231 (.710)	
Conference Record at Maples	286-179 (.614)	

Anne and Tony Joseph Director of

Men's Basketball

Jerod Haase	Alma Mater.....	Kansas '97
Record at Stanford	99-90 (7th year)	
Overall	179-143 (11th year)	

James C. Gaither Assistant Men's Basketball

Coach.....

Jesse Pruitt (7th year)

Oscar da Silva Assistant Men's Basketball

Coach.....

Rob Ehsan (2nd year)

Assistant Coach

Brandon Dunson (1st year)

Assistant AD - MBB Ops.

David Berkun (7th year)

Player Development.....

Nate Britt II (1st year)

Athletic Trainer.....

Dominic Vincentini (7th year)

Sports Performance.....

Mike Chatman (4th year)

Assistant to the Head Coach.....

Jack Frost (4th year)

Asst. Operations Director... Michael Reutt (2nd Year)

First Season

1913-14 (105th season)

All-Time Record

1,583-1,202 (.568)

NCAA Championships.....

1 (1942)

NCAA Final Four

2 (1942, 1998)

NCAA Appearances... 17 (1942, '89, '92, '95, '96, '97,

'98, '99, '00, '01, '02, '03, '04, '05, '07, '08, '14)
--

NIT Championships

3 (1991, 12, '15)

NIT Appearances ..9 (1988, '90, '91, '94, '06, '12, '13,

'15, '18)

Conference Championships

7 (1920 (PCC), '21(PCC), '63 (co-AAWU), 1999, '00, '01, '04)
--

Pac-12 Championships.....

4 (1999, '00, '01, '04)

STANFORD IN 2022-23 WHEN...

Overall.....	1-0
Pac-12	0-0
Non-Conference	1-0
Home Games	1-0
On The Road	0-0
On Neutral Courts.....	0-0
vs. AP Ranked Opponents.....	0-0
vs. Coaches Ranked Opponents	0-0
When Leading At Halftime	1-0
When Trailing At Halftime	0-0
When Tied At Halftime	0-0
In Overtime.....	0-0
When Scoring Less Than 60 Points	0-0
When Scoring 60-69 Points	0-0
When Scoring 70-79 Points	0-0
When Scoring 80+ Points	1-0
When Opponent Scores Less Than 40 Points.....	0-0
When Opponent Scores 40-49 Points	0-0
When Opponent Scores 50-59 Points	0-0
When Opponent Scores 60-69 Points.....	0-0
When Opponent Scores 70+ Points	1-0
When Shooting 50% or Better	1-0
When Shooting Under 50%.....	0-0
When Shooting 35% or Better From 3	1-0
When Shooting Under 35% From 3	0-0
When Shooting 75% or Better From FT Line.....	0-0
When Shooting Under 75% From FT Line	1-0
When Outrebounding Opponent.....	1-0
When Being Outrebounded	0-0
When Rebounds are Even	0-0
When Committing Less Than 15 Turnovers	0-0
When Committing 15 or More Turnovers	1-0
In Games Decided By 1-3 Points	0-0
In Games Decided By 4-9 Points	0-0
In Games Decided By 10-19 Points	1-0
In Games Decided By 20 Or More Points	0-0
In Morning Games	1-0
In Afternoon Games.....	0-0
In Night Games	0-0
On Monday	1-0
On Tuesday.....	0-0
On Wednesday.....	0-0
On Thursday	0-0
On Friday	0-0
On Saturday.....	0-0
On Sunday	0-0
November	1-0
December	0-0
January.....	0-0
February	0-0
March	0-0
When Wearing White	1-0
When Wearing Cardinal.....	0-0
When Wearing Black	0-0
When Wearing Gray.....	0-0

BY THE NUMBERS

DOUBLE-DOUBLES	2022-23	CAREER
Harrison Ingram	-	5
Maxime Raynaud	-	1
Brandon Angel	-	1
James Keefe	-	1
20+ POINT GAMES	2022-23	CAREER
Michael Jones	1	3
Maxime Raynaud	1	1
Spencer Jones	-	7
Harrison Ingram	-	1
Michael O'Connell	-	1
DOUBLE-DIGIT POINTS	2022-23	CAREER
Michael Jones	1	30
Brandon Angel	1	12
Maxime Raynaud	1	6
Spencer Jones	-	37
Harrison Ingram	-	17
Michel O'Connell	-	16
James Keefe	-	5
Isa Silva	-	1
Max Murrell	-	1
DOUBLE-DIGIT REBOUNDS	2022-23	CAREER
Harrison Ingram	-	6
James Keefe	-	4
Maxime Raynaud	-	1
Brandon Angel	-	1
DOUBLE-DIGIT ASSISTS	2022-23	CAREER
N/A		
LED STANFORD IN SCORING	2022-23	CAREER
(includes ties)		
Michael Jones	1	1
Spencer Jones	-	17
Harrison Ingram	-	8
Brandon Angel	-	6
Michael O'Connell	-	3
Maxime Raynaud	-	2
Isa Silva	-	1
James Keefe	-	1
Max Murrell	-	1
LED STANFORD IN REBOUNDING	2022-23	CAREER
(includes ties)		
Maxime Raynaud	1	4
Harrison Ingram	-	15
James Keefe	-	11
Spencer Jones	-	9
Brandon Angel	-	3
Michael O'Connell	-	3
Max Murrell	-	1
LED STANFORD IN ASSISTS	2022-23	CAREER
(includes ties)		
Harrison Ingram	1	16
Michael O'Connell	-	30
Spencer Jones	-	7
Isa Silva	-	3
Maxime Raynaud	-	2
James Keefe	-	2
Max Murrell	-	1

2022-23 STANFORD TEAM HIGHS

Points	88, vs. Pacific (11-7-22)
FG made	29, vs. Pacific (11-7-22)
FG att.	48, vs. Pacific (11-7-22)
FG%	60.4, vs. Pacific (11-7-22)
3-pt. FG made	8, vs. Pacific (11-7-22)
3-pt. FG att.	22, vs. Pacific (11-7-22)
FT made	22, vs. Pacific (11-7-22)
FT att.	34, vs. Pacific (11-7-22)
Rebounds	36, vs. Pacific (11-7-22)
Assists	18, vs. Pacific (11-7-22)
Steals	5, vs. Pacific (11-7-22)
Blocks	3, vs. Pacific (11-7-22)
Fewest Turnovers	16, vs. Pacific (11-7-22)
Fewest Fouls	15, vs. Pacific (11-7-22)
First Half pts.	44, vs. Pacific (11-7-22)
Second Half pts.	44, vs. Pacific (11-7-22)

2022-23 STANFORD TEAM LOWS

Points	88, vs. Pacific (11-7-22)
FG made	29, vs. Pacific (11-7-22)
FG att.	48, vs. Pacific (11-7-22)
FG%	60.4, vs. Pacific (11-7-22)
3-pt. FG made	8, vs. Pacific (11-7-22)
3-pt. FG att.	22, vs. Pacific (11-7-22)
FT made	22, vs. Pacific (11-7-22)
FT att.	34, vs. Pacific (11-7-22)
Rebounds	36, vs. Pacific (11-7-22)
Assists	18, vs. Pacific (11-7-22)
Steals	5, vs. Pacific (11-7-22)
Blocks	3, vs. Pacific (11-7-22)
Most Turnovers	16, vs. Pacific (11-7-22)
Most Fouls	15, vs. Pacific (11-7-22)
First Half pts.	44, vs. Pacific (11-7-22)
Second Half pts.	44, vs. Pacific (11-7-22)

2022-23 OPPONENT TEAM HIGHS

Points	78, vs. Pacific (11-7-22)
FG made	28, vs. Pacific (11-7-22)
FG att.	67, vs. Pacific (11-7-22)
FG%	41.8, vs. Pacific (11-7-22)
3-pt. FG made	11, vs. Pacific (11-7-22)
3-pt. FG att.	30, vs. Pacific (11-7-22)
FT made	11, vs. Pacific (11-7-22)
FT att.	14, vs. Pacific (11-7-22)
Rebounds	31, vs. Pacific (11-7-22)
Assists	11, vs. Pacific (11-7-22)
Steals	7, vs. Pacific (11-7-22)
Blocks	2, vs. Pacific (11-7-22)
Fewest Turnovers	12, vs. Pacific (11-7-22)
Fewest Fouls	24, vs. Pacific (11-7-22)
First Half pts.	32, vs. Pacific (11-7-22)
Second Half pts.	46, vs. Pacific (11-7-22)

2022-23 OPPONENT TEAM LOWS

Points	78, vs. Pacific (11-7-22)
FG made	28, vs. Pacific (11-7-22)
FG att.	67, vs. Pacific (11-7-22)
FG%	41.8, vs. Pacific (11-7-22)
3-pt. FG made	11, vs. Pacific (11-7-22)
3-pt. FG att.	30, vs. Pacific (11-7-22)
FT made	11, vs. Pacific (11-7-22)
FT att.	14, vs. Pacific (11-7-22)
Rebounds	31, vs. Pacific (11-7-22)
Assists	11, vs. Pacific (11-7-22)
Steals	7, vs. Pacific (11-7-22)
Blocks	2, vs. Pacific (11-7-22)
Most Turnovers	12, vs. Pacific (11-7-22)
Most Fouls	24, vs. Pacific (11-7-22)
First Half pts.	32, vs. Pacific (11-7-22)
Second Half pts.	46, vs. Pacific (11-7-22)

THE LAST TIME - TEAM

Scored 100 points

Stanford	104, vs. UCLA (2-16-19)
Opponent	108, Florida (11-23-17)

Scored less than 50 points

Stanford	39, at California (2-26-22)
Opponent	46, at North Carolina A&T (12-6-20)

Scored less than 40 points

Stanford	39, at California (2-26-22)
Opponent	38, vs. Carroll College (12-27-15)

Overtime game

Stanford win	vs. Dartmouth (89-78 on 12-16-21)
Stanford loss	at Washington State (85-76 in 3OT on 2-20-21)

Double Overtime game

Stanford win	vs. UCLA (107-99 in 2OT on 1-4-18)
Stanford loss	at Washington State (85-76 in 3OT on 2-20-21)

Three or More Overtimes

Stanford win	at Oregon State (103-101 in 4OT on 1-7-12)
Stanford loss	at Washington State (85-76 in 3OT on 2-20-21)

40-point win

Stanford	Stanford 98, Washington State 50 (2-28-19)
Opponent	Oregon State 81, Stanford 38 (1-11-82)

50-point win

Stanford	Stanford 111, Harvard 56 (11-9-07)
Opponent	never

60 points in a half

Stanford	63 (1st half), vs. Harvard (11-9-07)
Opponent	60 (2nd half), at USC (1-26-02)

Between 16-20 points in a half

Stanford	12 (1st half), at California (2-26-22)
Opponent	18 (2nd half), at California (2-26-22)

15 points or less in a half

Stanford	12 (1st half), at California (2-26-22)
Opponent	15 (1st half), Washington State (2-28-19)

50 rebounds by a team

Stanford	51, vs. North Carolina A&T (11-23-21)
Opponent	51, Portland State (11-28-18)

12 or more three-pointers in a game

Stanford	12, at Colorado (2-8-20)
Opponent	15, vs. Arizona State (3-9-22)

10 or more steals in a game

Stanford	10, vs. USC (1-11-22)
Opponent	10, at Arizona (3-3-22)

25 turnovers in a game

Stanford	28, vs. Portland State (11-26-17)
Opponent	25, vs. Arkansas-Pine Bluff (12-29-14)

Five players scoring in double digits

Stanford	5, at Washington State (2-20-21)
Opponent	5, vs. Colorado (2-19-22)

More than five players scoring in double digits

Stanford	6, vs. Green Bay (11-13-15)
Opponent	6, at Colorado (3-2-17)

THE LAST TIME - INDIVIDUAL

Player recorded a double-double

Stanford	James Keefe (16 pts/10 reb), vs. Arizona State (3-9-22)
Opponent	Christian Koloko (21 pts/10 reb), at Arizona (3-3-22)

Two players recorded a double-double

Stanford	Oscar da Silva (17 pts/10 reb)/Ziaire Williams (12 pts/12 reb/10 ast), vs. Washington (1-7-21)
Opponent	Branden Carlsen (14 pts/12 rebs), Riley Battin (11 pts/10 rebs), at Utah (2-6-20)

Player recorded a triple-double

Stanford	Ziaire Williams (12 pts/12 reb/10 ast), vs. Washington (1-7-21)
Opponent	Kyle Weaver (14 pts/13 reb/10 ast), vs. Washington State (1-13-07)

Game decided by buzzer-beater

Stanford win	Jaiden Delaire, vs. Oregon (12-12-21)
Stanford loss	Lamont Jones, vs. Arizona (2-27-10)

30 points

Stanford	Michael Jones (31), vs. Pacific (11-7-22)
Opponent	Terrell Brown (30), vs. Washington (2-6-22)

40 points

Stanford	Casey Jacobsen (41), vs. Oregon (2-7-02)
Opponent	Darius McGhee (41), vs. Liberty (12-23-21)

Two players with 20 or more points

Stanford	Michael Jones (31)/Maxime Raynaud (22), vs. Pacific (11-7-22)
Opponent	Christian Koloko (24)/Benedict Mathurin (20), vs. Arizona (3-10-22)

Three players with 20 or more points

Stanford	Brown (21)/Randle (21)/Nastic (20), vs. Arizona State (1-24-15)
Opponent	Moore (25)/Brown (23)/Carmichael (21), vs. Illinois State (3-19-12)

No double-digit scorer

Stanford	vs. Arizona (1-20-22)
Opponent	vs. Carroll College (12-27-15)

12 field goals

Stanford	Oscar da Silva (12), at North Carolina A&T (12-6-20)
Opponent	Terrell Brown (13), vs. Washington (2-6-22)

7 three-pointers

Stanford	Tyrell Terry (7) vs. Utah (2-26-20)
Opponent	Darius McGhee (7), vs. Liberty (12-23-21)

15 free throws

Stanford	Reid Travis (19), at Kansas (12-3-16)
Opponent	Jared Cunningham (15), vs. Oregon State (3-9-11)

15 rebounds

Stanford	Oscar da Silva (15), vs. Oregon (2-1-20)
Opponent	Jaden McDaniels (15), Washington (1-9-20)

20 rebounds

Stanford	Michael Humphrey (20), at Oklahoma State (3-19-18)
Opponent	Andre Roberson (20), at Colorado (1-24-13)

Three players with 10 or more rebounds

Stanford	Travis (12)/R. Allen (10)/Pickens (10), vs. Villanova (11-26-15)
Opponent	McCoy (12)/Bailey (11)/Johnson (10), vs. UCLA (1-17-98)

10 assists

Stanford	Ziaire Williams (10), vs. Washington (1-7-21)
Opponent	James Akinjo (11), at Baylor (11-20-21)



#1 ISA SILVA

Sophomore | Guard | 6-4 | 190
 Sacramento, Calif. | Jesuit | Undeclared

Three things to know...

- 1: Consensus four-star recruit, rated No. 53 nationally by ESPN, No. 66 by 247Sports and No. 73 by Rivals
- 2: True point guard with an excellent feel for the game and high basketball IQ
- 3: Five relatives graduated from Stanford, and cousin, Josue, is a manager for the team. Grandfather, Rafael, had his oral history as a bracero immigrant archived at Stanford's Special Collections and University Archives

Career Accolades: N/A

Trending: Shot 50% from 3-point range as a freshman.

SILVA'S CAREER HIGHS

Points.....12, at Santa Clara 11/12/21
 FG.....5, at Santa Clara 11/12/21
 FGA.....9, at Santa Clara 11/12/21
 3FG.....2, three times
 3FGA.....4, at Santa Clara 11/12/21
 FT.....2, three times
 FTA.....3, vs. Texas 12/19/21
 Rebounds.....4, twice
 Assists.....5, vs. Valparaiso 11/17/21
 Blocks.....1, three times
 Steals.....3, twice
 Minutes.....24, three times

SILVA'S SEASON HIGHS

Points.....-
 FG.....-
 FGA.....-
 3FG.....-
 3FGA.....-
 FT.....-
 FTA.....-
 Rebounds.....-
 Assists.....-
 Blocks.....-
 Steals.....-
 Minutes.....16, vs. Pacific 11/7/22

2022-23 GAME-BY-GAME

Opponent	Date	GS	Min	FG-FGA	Pct	3FG-FGA	Pct	FT-FTA	Pct	O/D/T	Avg	PF	FO	A/T	B	S	P	Avg
PACIFIC	11/07/22		16	0-0	.000	0-0	.000	0-0	.000	0/0/0	0.0	2	0	0/1	0	0	0	0.0

CAREER STATS

YEAR	GP	GS	MIN	AVG	FG	FGA	PCT	3-POINT			FT	FTA	PCT	REBOUNDING							PTS	AVG			
								FG	FGA	PCT				OFF	DEF	TOT	AVG	PF	FO	AST			TO	BLK	STL
2021-22	32	1	445	13.9	40	101	.396	19	38	.500	12	19	.632	7	28	35	1.1	49	0	38	52	3	20	111	3.5
2022-23	1	0	16	16.0	0	0	.000	0	0	.000	0	0	.000	0	0	0	0.0	2	0	0	1	0	0	0	0.0
TOTAL	33	1	461	14.0	40	101	.396	19	38	.500	12	19	.632	7	28	35	1.1	51	0	38	53	3	20	111	3.4



#3 JARVIS MOSS

Sophomore | Guard | 6-4 | 200

Concord, N.C. | Cannon School | Undeclared

Three things to know...

- 1: All-around guard and one of the best shooters in the 2021 recruiting class
- 2: Consensus three-star recruit, averaged 26 points per game as a senior for Cannon
- 3: Led Cannon to back-to-back NCASAA state championships

Career Accolades: N/A

Trending: Played a career-high eight minutes in the opener against Pacific (Nov. 7).

MOSS' CAREER HIGHS

Points.....-

FG.....-

FGA..... 3, vs. Pacific 11/7/22

3FG.....-

3FGA..... 2, twice

FT.....-

FTA.....-

Rebounds..... 2, vs. Pacific 11/7/22

Assists..... 1, vs. North Carolina A&T 11/23/21

Blocks.....-

Steals.....-

Minutes.....8, vs. Pacific 11/7/22

MOSS' SEASON HIGHS

Points.....-

FG.....-

FGA..... 3, vs. Pacific 11/7/22

3FG.....-

3FGA..... 2, vs. Pacific 11/7/22

FT.....-

FTA.....-

Rebounds..... 2, vs. Pacific 11/7/22

Assists.....-

Blocks.....-

Steals.....-

Minutes.....8, vs. Pacific 11/7/22

2022-23 GAME-BY-GAME

Opponent	Date	GS	Min	FG-FGA	Pct	3FG-FGA	Pct	FT-FTA	Pct	O/D/T	Avg	PF	FO	A/T	B	S	P	Avg
PACIFIC	11/07/22		8	0-3	.000	0-2	.000	0-0	.000	0/2/2	2.0	0	0	0/0	0	0	0	0.0

CAREER STATS

YEAR	GP	GS	MIN	AVG	FG	FGA	PCT	3-POINT			FT	FTA	PCT	REBOUNDING					PF	FO	AST	TO	BLK	STL	PTS	AVG
								FG	FGA	PCT				OFF	DEF	TOT	AVG									
2021-22	5	0	13	2.6	0	7	.000	0	5	.000	0	0	.000	0	1	1	0.2	1	0	1	1	0	0	0	0	0.0
2022-23	1	0	8	8.0	0	3	.000	0	2	.000	0	0	.000	0	2	2	2.0	0	0	0	0	0	0	0	0	0.0
TOTAL	6	0	21	3.5	0	10	.000	0	7	.000	0	0	.000	0	3	3	0.5	1	0	1	1	0	0	0	0	0.0



#5 MICHAEL O'CONNELL

Junior | Guard | 6-2 | 195

Mineola, N.Y. | Blair Academy (N.J.) | Economics

Three things to know...

1: First prospect since recruiting databases began to be rated a top-100 recruit in both basketball (247 Sports) and lacrosse (Inside Lacrosse) at the time of his signing.

2: Was committed to Maryland for lacrosse before electing to play basketball at Stanford

3: Ranks third in the Pac-12 among returning guards conference wide in assists per game (3.6).

Career Accolades: CoSIDA Academic All-District (2022) ... Pac-12 Freshman of the Week (Feb. 1, 2021) ... Pac-12 Academic Honor Roll (2022)

Trending: Ranks third among Pac-12 returners in assists per game (3.6), had the 2022 Pac-12 Tournament's best assist-to-turnover ratio (11-to-1) ... Four assists on opening day against Pacific (Nov. 7) ranked seventh in the Pac-12.

O'CONNELL'S CAREER HIGHS

Points 20, vs. USC 2/2/21
 FG 7, twice
 FGA 13, at Santa Clara 11/12/19
 3FG 4, at Arizona 3/3/22
 3FGA 6, at Arizona 3/3/22
 FT 8, at Arizona State 1/30/21
 FTA 8, twice
 Rebounds 9, vs. California 2/7/21
 Assists 8, twice
 Blocks 1, four times
 Steals 4, twice
 Minutes 52, at Washington State 2/20/21

O'CONNELL'S SEASON HIGHS

Points 9, vs. Pacific 11/7/22
 FG 3, vs. Pacific 11/7/22
 FGA 5, vs. Pacific 11/7/22
 3FG 1, vs. Pacific 11/7/22
 3FGA 3, vs. Pacific 11/7/22
 FT 2, vs. Pacific 11/7/22
 FTA 2, vs. Pacific 11/7/22
 Rebounds 2, vs. Pacific 11/7/22
 Assists 4, vs. Pacific 11/7/22
 Blocks -
 Steals 1, vs. Pacific 11/7/22
 Minutes 25, vs. Pacific 11/7/22

2022-23 GAME-BY-GAME

Opponent	Date	GS	Min	FG-FGA	Pct	3FG-FGA	Pct	FT-FTA	Pct	O/D/T	Avg	PF	FO	A/T	B	S	P	Avg
PACIFIC	11/07/22	*	25	3-5	.600	1-3	.333	2-2	1.000	0/2/2	2.0	2	0	4/2	0	1	9	9.0

CAREER STATS

YEAR	GP	GS	MIN	AVG	FG	FGA	PCT	3-POINT			FT	FTA	PCT	REBOUNDING							PTS	AVG			
								FG	FGA	PCT				OFF	DEF	TOT	AVG	PF	FO	AST			TO	BLK	STL
2020-21	25	18	666	26.6	59	126	.468	12	36	.333	37	47	.787	11	64	75	3.0	37	1	71	39	3	32	167	6.7
2021-22	31	30	822	26.5	86	229	.376	24	83	.289	23	40	.575	9	75	84	2.7	52	0	111	63	1	32	219	7.1
2022-23	1	1	25	25.0	3	5	.600	1	3	.333	2	2	1.000	0	2	2	2.0	2	0	4	2	0	1	9	9.0
TOTAL	57	49	1513	26.5	148	360	.411	37	122	.303	62	89	.697	20	141	161	2.8	91	1	186	104	4	65	395	6.9



#10 MAX MURRELL

Junior | Forward | 6-9 | 225

Omaha, Neb. | Millard North | Computer Science

Three things to know...

1: 247Sports (#79) and Rivals (#116) four-star recruit. Ranked 14th and 23rd nationally at his position, respectively.

2: Reached Nebraska state championship game with Millard North. Broke school record for blocks in a game, season and career, and career field goal percentage.

3: Selected Stanford over Creighton, Iowa, Minnesota and TCU.

Career Accolades: Pac-12 Academic Honor Roll (2022)

Trending: Led the nation in free throws made without a miss (16-for-16) as a freshman in 2020-21, is an 85.7% FT shooter for his career.

MURRELL'S CAREER HIGHS

Points 18, vs. North Carolina A&T 11/23/21
 FG 6, vs. North Carolina A&T 11/23/21
 FGA 8, vs. North Carolina A&T 11/23/21
 3FG 4, vs. North Carolina A&T 11/23/21
 3FGA 6, vs. North Carolina A&T 11/23/21
 FT 4, twice
 FTA 6, at Washington 1/15/22
 Rebounds 5, at California 2/26/22
 Assists 3, vs. Arizona 3/10/22
 Blocks 2, twice
 Steals 2, vs. Arizona 3/10/22
 Minutes 21, twice

MURRELL'S SEASON HIGHS

Points 2, vs. Pacific 11/7/22
 FG -
 FGA -
 3FG -
 3FGA -
 FT 2, vs. Pacific 11/7/22
 FTA 2, vs. Pacific 11/7/22
 Rebounds 3, vs. Pacific 11/7/22
 Assists 1, vs. Pacific 11/7/22
 Blocks -
 Steals 1, vs. Pacific 11/7/22
 Minutes 15, vs. Pacific 11/7/22

2022-23 GAME-BY-GAME

Opponent	Date	GS	Min	FG-FGA	Pct	3FG-FGA	Pct	FT-FTA	Pct	O/D/T	Avg	PF	FO	A/T	B	S	P	Avg
PACIFIC	11/07/22		15	0-0	.000	0-0	.000	2-2	1.000	0/3/3	3.0	0	0	1/2	0	1	2	2.0

CAREER STATS

YEAR	GP	GS	MIN	AVG	FG	FGA	PCT	3-POINT			FT	FTA	PCT	REBOUNDING					PF	FO	AST	TO	BLK	STL	PTS	AVG
								FG	FGA	PCT				OFF	DEF	TOT	AVG									
2020-21	21	0	166	7.9	15	30	.500	2	9	.222	16	16	1.000	5	13	18	0.9	17	0	4	11	7	5	48	2.3	
2021-22	32	5	319	10.0	26	86	.302	13	56	.232	12	17	.706	8	26	34	1.1	25	0	13	17	13	6	77	2.4	
2022-23	1	0	15	15.0	0	0	.000	0	0	.000	2	2	1.000	0	3	3	3.0	0	0	1	2	0	1	2	2.0	
TOTAL	54	5	500	9.3	41	116	.353	15	65	.231	30	35	.857	13	42	55	1.0	42	0	18	30	20	12	127	2.4	



#11 RYAN AGARWAL

Freshman | Guard | 6-6 | 190

Coppell, Texas | Coppell | Undeclared

Three things to know...

- 1: One of three Division I college basketball players of Indian descent, along with Ishaan Jagiasi (Penn State) and Amaan Sandhu (Monmouth)
- 2: Four-star wing by Rivals and ESPN, once rated as high as No. 84 nationally by Rivals
- 3: One of the top 3-point shooters in the 2022 recruiting class

Career Accolades: N/A

Trending: N/A

AGARWAL'S CAREER HIGHS

Points -
 FG -
 FGA 2, vs. Pacific 11/7/22
 3FG -
 3FGA 2, vs. Pacific 11/7/22
 FT -
 FTA -
 Rebounds 1, vs. Pacific 11/7/22
 Assists -
 Blocks -
 Steals 1, vs. Pacific 11/7/22
 Minutes 6, vs. Pacific 11/7/22

AGARWAL'S SEASON HIGHS

Points -
 FG -
 FGA 2, vs. Pacific 11/7/22
 3FG -
 3FGA 2, vs. Pacific 11/7/22
 FT -
 FTA -
 Rebounds 1, vs. Pacific 11/7/22
 Assists -
 Blocks -
 Steals 1, vs. Pacific 11/7/22
 Minutes 6, vs. Pacific 11/7/22

2022-23 GAME-BY-GAME

Opponent	Date	GS	Min	FG-FGA	Pct	3FG-FGA	Pct	FT-FTA	Pct	O/D/T	Avg	PF	FO	A/T	B	S	P	Avg
PACIFIC	11/07/22		6	0-2	.000	0-2	.000	0-0	.000	0/1/1	1.0	0	0	0/2	0	1	0	0.0

CAREER STATS

YEAR	GP	GS	MIN	AVG	FG	FGA	PCT	3-POINT			FT	FTA	PCT	REBOUNDING							PTS	AVG			
								FG	FGA	PCT				OFF	DEF	TOT	AVG	PF	FO	AST			TO	BLK	STL
2022-23	1	0	6	6.0	0	2	.000	0	2	.000	0	0	.000	0	1	1	1.0	0	0	0	2	0	1	0	0.0
TOTAL	1	0	6	6.0	0	2	.000	0	2	.000	0	0	.000	0	1	1	1.0	0	0	0	2	0	1	0	0.0



#13 MICHAEL JONES

Graduate Student | Guard | 6-5 | 205

Woodbury, Minn. | Woodbury | Davidson | M.S. Statistics

Three things to know...

1: First graduate transfer in Stanford men's basketball history

2: Ended Davidson career ranked fifth in program history in 3-point percentage (40.3 %, minimum 120 made)

3: One of two returners in college basketball to have scored 400 points while shooting at least 46 percent from the floor, 42 percent from 3-point range and 84 percent from the free throw line (Isiah Mosley, Missouri) last season

Career Accolades: N/A

Trending: Scored a career-high 31 points in his Stanford debut against Pacific (Nov. 7), marking the best debut by a Stanford player on record. First 30-point game by a Stanford player since Jan. 4, 2021 (Oscar da Silva vs. Oregon State) ... Reached NCAA Tournament with 10-seed Davidson in 2022.

JONES' CAREER HIGHS

Points 31, vs. Pacific 11/7/22
 FG 9, twice
 FGA 15, vs. Pacific 11/7/22
 3FG 8, at Richmond 1/24/22
 3FGA 12, vs. George Mason 1/25/20
 FT 10, vs. Pacific 11/7/22
 FTA 12, vs. Pacific 11/7/22
 Rebounds 7, at Rhode Island 2/12/22
 Assists 8, vs. East Carolina 11/21/21
 Blocks 2, four times
 Steals 3, three times
 Minutes 41, at George Washington 1/29/20

2022-23 GAME-BY-GAME

Opponent	Date	GS	Min	FG-FGA	Pct	3FG-FGA	Pct	FT-FTA	Pct	O/D/T	Avg	PF	FO	A/T	B	S	P	Avg
PACIFIC	11/07/22	*	35	9-15	.600	3-8	.375	10-12	.833	0/5/5	5.0	2	0	3/0	0	1	31	31.0

JONES' SEASON HIGHS

Points 31, vs. Pacific 11/7/22
 FG 9, vs. Pacific 11/7/22
 FGA 15, vs. Pacific 11/7/22
 3FG 3, vs. Pacific 11/7/22
 3FGA 8, vs. Pacific 11/7/22
 FT 10, vs. Pacific 11/7/22
 FTA 12, vs. Pacific 11/7/22
 Rebounds 5, vs. Pacific 11/7/22
 Assists 3, vs. Pacific 11/7/22
 Blocks -
 Steals 1, vs. Pacific 11/7/22
 Minutes 35, vs. Pacific 11/7/22

CAREER STATS

YEAR	GP	GS	MIN	AVG	FG	FGA	PCT	3-POINT			FT	FTA	PCT	REBOUNDING										PTS	AVG
								FG	FGA	PCT				OFF	DEF	TOT	AVG	PF	FO	AST	TO	BLK	STL		
2019-20	26	21	591	22.7	50	112	.446	39	92	.424	8	12	.667	12	34	46	1.8	31	0	24	15	5	17	147	5.7
2020-21	22	1	381	17.3	41	86	.477	16	52	.308	14	22	.636	14	26	40	1.8	26	0	26	10	2	15	112	5.1
2021-22	34	34	1056	31.0	129	280	.461	69	164	.421	75	89	.843	19	104	123	3.6	57	0	66	36	10	33	402	11.8
2022-23	1	1	35	35.0	9	15	.600	3	8	.375	10	12	.833	0	5	5	5.0	2	0	3	0	0	1	31	31.0
TOTAL	83	57	2062	24.8	229	493	.465	127	316	.402	107	135	.793	45	169	214	2.6	116	0	119	61	17	66	692	8.3



#14 SPENCER JONES

Senior | Forward | 6-7 | 225

Roeland Park, Kan. | Bishop Miege | Management Science & Engineering

Three things to know...

1: Elite shooter on the wing, great defender. One of the best forwards in the Pac-12.

2: Committed to Stanford two weeks after first recruiting call.

3: He was one of six players league-wide last season, and is one of two returners, to earn both all-conference and all-defense honors

Career Accolades: 2022-23 Preseason All-Pac-12 first team ... 2022 All-Pac-12 honorable mention ... 2022 Pac-12 All-Defense honorable mention ... 2021 Diamond Head Classic All-Tournament Team ... 2022 Pac-12 Tournament All-Tournament Team.

Trending: 9th all-time in made 3-pointers at Stanford (189). Seven away from tying for eighth (Dorian Pickens '18) ... Averaged 27.0 points per game at the 2022 Pac-12 Tournament, finished 2021-22 with seven 20-point outings ... Missed season opener against Pacific with a lower body injury.

JONES' CAREER HIGHS

Points28, vs. Arizona 3/10/22
 FG12, vs. Arizona 3/10/22
 FGA18, vs. Arizona 3/10/22
 3FG 6, twice
 3FGA 12, vs. Arizona State 3/9/22
 FT 5, at California 2/26/22
 FTA 6, twice
 Rebounds 8, four times
 Assists4, three times
 Blocks3, four times
 Steals 4, vs. Washington 2/6/22
 Minutes47, at Washington State 2/20/21

JONES' SEASON HIGHS

Points-
 FG-
 FGA-
 3FG-
 3FGA-
 FT-
 FTA-
 Rebounds-
 Assists-
 Blocks-
 Steals-
 Minutes-

2022-23 GAME-BY-GAME

Opponent	Date	GS	Min	FG-FGA	Pct	3FG-FGA	Pct	FT-FTA	Pct	O/D/T	Avg	PF	FO	A/T	B	S	P	Avg
PACIFIC	DNP																	

CAREER STATS

YEAR	GP	GS	MIN	AVG	FG	FGA	PCT	3-POINT			FT	FTA	PCT	REBOUNDING											
								FG	FGA	PCT				OFF	DEF	TOT	AVG	PF	FO	AST	TO	BLK	STL	PTS	AVG
2019-20	32	29	913	28.5	93	221	.421	81	188	.431	16	23	.696	16	85	101	3.2	59	0	27	27	28	19	283	8.8
2020-21	26	25	735	28.3	72	173	.416	46	124	.371	22	33	.667	21	80	101	3.9	81	1	27	31	17	32	212	8.2
2021-22	31	31	827	26.7	136	287	.474	62	165	.376	39	52	.750	52	86	138	4.5	80	1	35	45	18	27	373	12.0
2022-23	0	0	0	0.0	0	0	.000	0	0	.000	0	0	.000	0	0	0	0.0	0	0	0	0	0	0	0	0.0
TOTAL	89	85	2475	27.8	301	681	.442	189	477	.396	77	108	.713	89	251	340	3.8	220	2	89	103	63	78	868	9.8



#15 BENNY GEALER

Freshman | Guard | 6-1 | 160

San Pedro, Calif. | Rolling Hills Prep | Undeclared

Three things to know...

- 1: Won the gold medal with Team USA at the 2022 Maccabi Games in Israel
- 2: 3-star recruit at point guard from Rivals
- 3: Valedictorian at Rolling Hills Prep with a 4.8 GPA

Career Accolades: N/A

Trending: N/A

GEALER'S CAREER HIGHS

Points -
 FG -
 FGA -
 3FG -
 3FGA -
 FT -
 FTA -
 Rebounds -
 Assists -
 Blocks -
 Steals -
 Minutes -

GEALER'S SEASON HIGHS

Points -
 FG -
 FGA -
 3FG -
 3FGA -
 FT -
 FTA -
 Rebounds -
 Assists -
 Blocks -
 Steals -
 Minutes -

2022-23 GAME-BY-GAME

Opponent	Date	GS	Min	FG-FGA	Pct	3FG-FGA	Pct	FT-FTA	Pct	O/D/T	Avg	PF	FO	A/T	B	S	P	Avg	
PACIFIC	DNP																		

CAREER STATS

YEAR	GP	GS	MIN	AVG	FG	FGA	PCT	3-POINT			FT	FTA	PCT	REBOUNDING							PTS	AVG				
								FG	FGA	PCT				OFF	DEF	TOT	AVG	PF	FO	AST			TO	BLK	STL	
2022-23	0	0	0	0.0	0	0	.000	0	0	.000	0	0	.000	0	0	0	0.0	0	0	0	0	0	0	0	0	0.0
TOTAL	0	0	0	0.0	0	0	.000	0	0	.000	0	0	.000	0	0	0	0.0	0	0	0	0	0	0	0	0	0.0



#21 NEAL BEGOVICH

Redshirt Junior | Forward | 6-9 | 230

San Francisco, Calif. | St. Ignatius College Prep | Economics

Three things to know...

- 1: Surprised with a scholarship for the 2022-23 season after spending his first three as a walk-on
- 2: Two brothers graduated from Stanford, including Daniel, who played on the basketball team with him from 2019-22
- 3: Switched jersey number from 0 to 21, previously worn by Daniel, to honor his late father, Dan, who played basketball at Cal

Career Accolades: Pac-12 Academic Honor Roll (2021, 2022) ... NABC Honors Court (2022)

Trending: N/A

BEGOVIČ'S CAREER HIGHS

Points 3, at North Carolina A&T 12/6/20
 FG 1, four times
 FGA 1, five times
 3FG 1, at North Carolina A&T 12/6/20
 3FGA 1, twice
 FT -
 FTA -
 Rebounds 1, twice
 Assists -
 Blocks -
 Steals -
 Minutes 3, four times

BEGOVIČ'S SEASON HIGHS

Points -
 FG -
 FGA -
 3FG -
 3FGA -
 FT -
 FTA -
 Rebounds -
 Assists -
 Blocks -
 Steals -
 Minutes -

2022-23 GAME-BY-GAME

Opponent	Date	GS	Min	FG-FGA	Pct	3FG-FGA	Pct	FT-FTA	Pct	O/D/T	Avg	PF	FO	A/T	B	S	P	Avg
PACIFIC	DNP																	

CAREER STATS

YEAR	GP	GS	MIN	AVG	FG	FGA	PCT	3-POINT			FT	FTA	PCT	REBOUNDING							PTS	AVG				
								FG	FGA	PCT				OFF	DEF	TOT	AVG	PF	FO	AST			TO	BLK	STL	
2020-21	3	0	7	2.3	3	3	1.000	1	1	1.000	0	0	.000	0	1	1	0.3	0	0	0	0	0	0	0	7	2.3
2021-22	4	0	11	2.8	1	2	.500	0	1	.000	0	0	.000	0	1	1	0.3	2	0	0	0	0	0	0	2	0.5
2022-23	0	0	0	0.0	0	0	.000	0	0	.000	0	0	.000	0	0	0	0.0	0	0	0	0	0	0	0	0	0.0
TOTAL	7	0	18	2.6	4	5	.800	1	2	.500	0	0	.000	0	2	2	0.3	2	0	0	0	0	0	0	9	1.3



#22 JAMES KEEFE

Senior | Forward | 6-9 | 240

Los Angeles, Calif. | Loyola | Economics

Three things to know...

1: Physical rim-running forward, tireless worker. Can defend both post positions.

2: Son of Adam Keefe, a nine-year NBA veteran and Stanford's all-time leading rebounder (1,119) and third-leading scorer (2,319), and Kristin Klein Keefe, an Olympian and four-time All-American on the Stanford volleyball team. Older sisters Caitlin and Michaela, class of 2020, played for Stanford's volleyball team, and won three national titles. Youngest sister, Kerry, is a freshman on the volleyball team at Duke.

3: Spent the summer as a private equity summer analyst at KKR

Career Accolades: CoSIDA Academic All-District (2022) ... Pac-12 Academic Honor Roll (2021, 2022) ... NABC Honors Court (2022)

Trending: First-career double-double, including buzzer-beater for the win with 16 points and 10 rebounds, against Arizona State in the first round of the 2022 Pac-12 Tournament.

KEEFE'S CAREER HIGHS

Points17, vs. Washington 2/6/22
 FG 7, twice
 FGA.....9, vs. Washington 2/6/22
 3FG -
 3FGA.....1, vs. Arizona 3/10/22
 FT 6, vs. Arizona State 1/22/22
 FTA 9, vs. Pacific 11/7/22
 Rebounds..... 11, vs. California 2/1/22
 Assists4, vs. Dartmouth 12/16/21
 Blocks 3, vs. USC 1/11/22
 Steals..... 2, twice
 Minutes32, vs. Dartmouth 12/16/21

KEEFE'S SEASON HIGHS

Points 7, vs. Pacific 11/7/22
 FG 2, vs. Pacific 11/7/22
 FGA..... 2, vs. Pacific 11/7/22
 3FG -
 3FGA..... -
 FT 3, vs. Pacific 11/7/22
 FTA 9, vs. Pacific 11/7/22
 Rebounds..... 2, vs. Pacific 11/7/22
 Assists2, vs. Pacific 11/7/22
 Blocks -
 Steals1, vs. Pacific 11/7/22
 Minutes.....19, vs. Pacific 11/7/22

2022-23 GAME-BY-GAME

Opponent	Date	GS	Min	FG-FGA	Pct	3FG-FGA	Pct	FT-FTA	Pct	O/D/T	Avg	PF	FO	A/T	B	S	P	Avg
PACIFIC	11/07/22	*	19	2-2	1.000	0-0	.000	3-9	.333	0/2/2	2.0	1	0	2/1	0	1	7	7.0

CAREER STATS

YEAR	GP	GS	MIN	AVG	FG	FGA	PCT	3-POINT			FT	FTA	PCT	REBOUNDING							PTS	AVG			
								FG	FGA	PCT				OFF	DEF	TOT	AVG	PF	FO	AST			TO	BLK	STL
2019-20	30	0	272	9.1	27	51	.529	0	0	.000	12	32	.375	16	44	60	2.0	42	0	4	11	7	5	66	2.2
2020-21	24	0	182	7.6	9	26	.346	0	0	.000	12	20	.600	14	28	42	1.8	18	0	6	7	3	4	30	1.3
2021-22	30	24	611	20.4	63	105	.600	0	1	.000	34	56	.607	57	86	143	4.8	50	1	20	21	11	11	160	5.3
2022-23	1	1	19	19.0	2	2	1.000	0	0	.000	3	9	.333	0	2	2	2.0	1	0	2	1	0	1	7	7.0
TOTAL	85	25	1084	12.8	101	184	.549	0	1	.000	61	117	.521	87	160	247	2.9	111	1	32	40	21	21	263	3.1



#23 BRANDON ANGEL

Junior | Forward | 6-8 | 240

San Diego, Calif. | Torrey Pines | Economics

Three things to know...

- 1: 247Sports four-star recruit (#123). Top-25 rated forward nationally
- 2: Elite shooter who can line up at either forward position. Chose Stanford over California and Wisconsin
- 3: Ranked fourth in the Pac-12 as a sophomore in scoring off the bench

Career Accolades: Pac-12 Academic Honor Roll (2022)

Trending: One of two players in the Pac-12 to score in double figures on opening night while shooting 100% from the floor (Jaylen Clark, UCLA) ... Earned first start of his career in the season opener against Pacific (Nov. 7).

ANGEL'S CAREER HIGHS

Points 18, vs. Dartmouth 12/16/21
 FG 7, vs. Dartmouth 12/16/21
 FGA 11, twice
 3FG 4, at Arizona State 3/5/22
 3FGA 7, vs. Utah 2/17/22
 FT 7, vs. Arizona State 1/22/22
 FTA 7, vs. Arizona State 1/22/22
 Rebounds 10, at Oregon 2/10/22
 Assists 3, three times
 Blocks 1, five times
 Steals 3, at Washington State 1/13/22
 Minutes 29, at Colorado 11/28/21

ANGEL'S SEASON HIGHS

Points 10, vs. Pacific 11/7/22
 FG 4, vs. Pacific 11/7/22
 FGA 4, vs. Pacific 11/7/22
 3FG 2, vs. Pacific 11/7/22
 3FGA 2, vs. Pacific 11/7/22
 FT -
 FTA -
 Rebounds 2, vs. Pacific 11/7/22
 Assists 1, vs. Pacific 11/7/22
 Blocks -
 Steals -
 Minutes 24, vs. Pacific 11/7/22

2022-23 GAME-BY-GAME

Opponent	Date	GS	Min	FG-FGA	Pct	3FG-FGA	Pct	FT-FTA	Pct	O/D/T	Avg	PF	FO	A/T	B	S	P	Avg
PACIFIC	11/07/22	*	24	4-4	1.000	2-2	1.000	0-0	.000	0/2/2	2.0	4	0	1/2	0	0	10	10.0

CAREER STATS

YEAR	GP	GS	MIN	AVG	FG	FGA	PCT	3-POINT			FT	FTA	PCT	REBOUNDING					PF	FO	AST	TO	BLK	STL	PTS	AVG
								FG	FGA	PCT				OFF	DEF	TOT	AVG									
2020-21	17	0	154	9.1	11	36	.306	5	20	.250	4	4	1.000	2	18	20	1.2	19	0	4	10	1	4	31	1.8	
2021-22	32	0	636	19.9	86	183	.470	30	84	.357	45	56	.804	24	70	94	2.9	66	0	21	34	4	11	247	7.7	
2022-23	1	1	24	24.0	4	4	1.000	2	2	1.000	0	0	.000	0	2	2	2.0	4	0	1	2	0	0	10	10.0	
TOTAL	50	1	814	16.3	101	223	.453	37	106	.349	49	60	.817	26	90	116	2.3	89	0	26	46	5	15	288	5.8	



#24 JAYLEN THOMPSON

Freshman | Forward | 6-8 | 195

Oakland, Calif. | Southern California Academy | Undeclared

Three things to know...

- 1: Consensus four-star recruit, rated as high as No. 67 by 247Sports
- 2: Elite athlete, switchable defender who can guard multiple positions
- 3: Selected Stanford over USC, Arizona, Arizona State, Harvard, Cal and Washington

Career Accolades: N/A

Trending: N/A

THOMPSON'S CAREER HIGHS

Points -
 FG -
 FGA -
 3FG -
 3FGA -
 FT -
 FTA -
 Rebounds -
 Assists -
 Blocks -
 Steals -
 Minutes -

THOMPSON'S SEASON HIGHS

Points -
 FG -
 FGA -
 3FG -
 3FGA -
 FT -
 FTA -
 Rebounds -
 Assists -
 Blocks -
 Steals -
 Minutes -

2022-23 GAME-BY-GAME

Opponent	Date	GS	Min	FG-FGA	Pct	3FG-FGA	Pct	FT-FTA	Pct	O/D/T	Avg	PF	FO	A/T	B	S	P	Avg	
PACIFIC	DNP																		

CAREER STATS

YEAR	GP	GS	MIN	AVG	FG	FGA	PCT	3-POINT			FT	FTA	PCT	REBOUNDING							PTS	AVG				
								FG	FGA	PCT				OFF	DEF	TOT	AVG	PF	FO	AST			TO	BLK	STL	
2022-23	0	0	0	0.0	0	0	.000	0	0	.000	0	0	.000	0	0	0	0.0	0	0	0	0	0	0	0	0	0.0
TOTAL	0	0	0	0.0	0	0	.000	0	0	.000	0	0	.000	0	0	0	0.0	0	0	0	0	0	0	0	0	0.0



#42 MAXIME RAYNAUD

Sophomore | Forward | 7-1 | 250

Paris, France | Lycee Henri IV | Undeclared

Three things to know...

1: Played for Espoirs Nanterre before Stanford, where he averaged 12.8 points and 8.7 rebounds per game. Can stretch his game to the 3-point line. Teammate of projected 2023 NBA top pick Victor Wembanyama.

2: Part of French national team system. Won a silver medal at the FIBA U16 European Championships in 2019 in Italy.

3: Attended the prestigious Lycee Henri IV in Paris, interested in astrophysics

Career Accolades: N/A

Trending: Scored a career-high 22 points on 9-of-11 shooting in the season-opener against Pacific (Nov. 7) ... Through one game league-wide, ranks third in scoring.

RAYNAUD'S CAREER HIGHS

Points..... 22, vs. Pacific 11/7/22
 FG..... 9, vs. Pacific 11/7/22
 FGA..... 11, vs. Pacific 11/7/22
 3FG..... 1, 12 times
 3FGA..... 2, eight times
 FT..... 3, vs. Pacific 11/7/22
 FTA..... 5, vs. Pacific 11/7/22
 Rebounds.....10, at Santa Clara 11/12/21
 Assists.....4, at Santa Clara 11/12/21
 Blocks.....2, twice
 Steals.....2, vs. Valparaiso 11/17/21
 Minutes..... 24, vs. Texas 12/19/21

RAYNAUD'S SEASON HIGHS

Points..... 22, vs. Pacific 11/7/22
 FG..... 9, vs. Pacific 11/7/22
 FGA..... 11, vs. Pacific 11/7/22
 3FG..... 1, vs. Pacific 11/7/22
 3FGA..... 1, vs. Pacific 11/7/22
 FT..... 3, vs. Pacific 11/7/22
 FTA..... 5, vs. Pacific 11/7/22
 Rebounds..... 9, vs. Pacific 11/7/22
 Assists.....1, vs. Pacific 11/7/22
 Blocks.....2, vs. Pacific 11/7/22
 Steals..... -
 Minutes.....21, vs. Pacific 11/7/22

2022-23 GAME-BY-GAME

Opponent	Date	GS	Min	FG-FGA	Pct	3FG-FGA	Pct	FT-FTA	Pct	O/D/T	Avg	PF	FO	A/T	B	S	P	Avg
PACIFIC	11/07/22		21	9-11	.818	1-1	1.000	3-5	.600	2/7/9	9.0	2	0	1/2	2	0	22	22.0

CAREER STATS

YEAR	GP	GS	MIN	AVG	FG	FGA	PCT	3-POINT			FT	FTA	PCT	REBOUNDING							PF	FO	AST	TO	BLK	STL	PTS	AVG
								FG	FGA	PCT				OFF	DEF	TOT	AVG	PF	FO	AST								
2021-22	29	5	349	12.0	53	98	.541	11	26	.423	14	26	.538	35	76	111	3.8	41	1	22	32	6	5	131	4.5			
2022-23	1	0	21	21.0	9	11	.818	1	1	1.000	3	5	.600	2	7	9	9.0	2	0	1	2	2	0	22	22.0			
TOTAL	30	5	370	12.3	62	109	.569	12	27	.444	17	31	.548	37	83	120	4.0	43	1	23	34	8	5	153	5.1			



#55 HARRISON INGRAM

Sophomore | Forward | 6-7 | 230
Dallas, Texas | St. Mark's | Undeclared

Three things to know...

- 1: Reigning Pac-12 Freshman of the Year, Stanford's first to win the honor since Casey Jacobsen in 2000
- 2: Consensus five-star recruit, rated No. 12 nationally by Rivals, No. 16 by 247Sports and No. 20 by ESPN. Ninth McDonald's All-American in program history
- 3: Won a gold medal at the FIBA U19 World Cup with the United States, where head coach Jerod Haase was an assistant coach

Career Accolades: 2022-23 Preseason All-Pac-12 first team ... 2023 Julius Erving Small Forward of the Year watch list ... 2023 Naismith Award watch list ... 2022 Pac-12 Freshman of the Year ... 2022 All-Pac-12 honorable mention ... 2022 Pac-12 All-Freshman Team ... 2022 Preseason All-Pac-12 honorable mention ... 2022 Julius Erving Small Forward of the Year Top-10 Finalist ... Six-time Pac-12 Freshman of the Week (Nov. 15, Dec. 13, Dec. 20, Dec. 27, Jan. 31, Feb. 14) ... Stanford Athletic Board Conference Athlete of the Year (2022)

INGRAM'S CAREER HIGHS

Points..... 21, vs. USC 1/11/22
FG..... 8, vs. San Jose State 11/15/21
FGA..... 15, vs. Dartmouth 12/16/21
3FG..... 3, three times
3FGA..... 7, four times
FT..... 6, three times
FTA..... 10, vs. Arizona State 1/22/22
Rebounds..... 11, vs. San Jose State 11/15/21
Assists..... 9, at Oregon State 2/12/22
Blocks..... 2, vs. UCLA 2/8/22
Steals..... 3, twice
Minutes..... 38, twice

Trending: Nation's only rising sophomore to have averaged at least 10 points, six rebounds and three assists per game last season as a freshman.

2022-23 GAME-BY-GAME

Opponent	Date	GS	Min	FG-FGA	Pct	3FG-FGA	Pct	FT-FTA	Pct	O/D/T	Avg	PF	FO	A/T	B	S	P	Avg
PACIFIC	11/07/22	*	31	2-6	.333	1-4	.250	2-4	.500	2/4/6	6.0	2	0	6/4	1	0	7	7.0

INGRAM'S SEASON HIGHS

Points..... 7, vs. Pacific 11/7/22
FG..... 2, vs. Pacific 11/7/22
FGA..... 6, vs. Pacific 11/7/22
3FG..... 1, vs. Pacific 11/7/22
3FGA..... 4, vs. Pacific 11/7/22
FT..... 2, vs. Pacific 11/7/22
FTA..... 4, vs. Pacific 11/7/22
Rebounds..... 6, vs. Pacific 11/7/22
Assists..... 6, vs. Pacific 11/7/22
Blocks..... 1, vs. Pacific 11/7/22
Steals..... -
Minutes..... 31, vs. Pacific 11/7/22

CAREER STATS

YEAR	GP	GS	MIN	AVG	FG	FGA	PCT	3-POINT			FT	FTA	PCT	REBOUNDING							PTS	AVG			
								FG	FGA	PCT				OFF	DEF	TOT	AVG	PF	FO	AST			TO	BLK	STL
2021-22	32	30	995	31.1	119	307	.388	36	115	.313	63	95	.663	58	156	214	6.7	54	0	97	72	8	30	337	10.5
2022-23	1	1	31	31.0	2	6	.333	1	4	.250	2	4	.500	2	4	6	6.0	2	0	6	4	1	0	7	7.0
TOTAL	33	31	1026	31.1	121	313	.387	37	119	.311	65	99	.657	60	160	220	6.7	56	0	103	76	9	30	344	10.4



2022-23 Stanford Men's Basketball
Team Game-by-Game
All games

Page 1/1
as of Nov 08, 2022

Opponent	Date	Score	Total		3-Pointers		Free throws		Rebounds				Other Stats						
			FG-FGA	PCT	3FG-3FGA	PCT	FT-FTA	PCT	OFF	DEF	TOT	AVG	PF	A	TO	BLK	STL	PTS	AVG
Pacific	11/07/2022	88-78 W	29-48	.604	8-22	.364	22-34	.647	6	30	36	36.0	15	18	16	3	5	88	88.0
Total		88	29-48	.604	8-22	.364	22-34	.647	6	30	36	36.0	15	18	16	3	5	88	88.0
Opponents		78	28-67	.418	11-30	.367	11-14	.786	9	22	31	31.0	24	11	12	2	7	78	78.0

Stanford Averages

Games Played	Points/game	FG Pct	3FG Pct	FT Pct	Rebounds/game	Assists/game	Turnovers/game	Assist/Turnover ratio	Steals/game	Blocks/game
1	88.0	60.4	36.4	64.7	36.0	18.0	16.0	1.1	5.0	3.0



2022-23 Stanford Men's Basketball
Opponents Game-by-Game
All games

Page 1/1
as of Nov 08, 2022

Opponent	Date	Score	Total		3-Pointers		Free throws		Rebounds										
			FG-FGA	PCT	3FG-3FGA	PCT	FT-FTA	PCT	OFF	DEF	TOT	AVG	PF	A	TO	BLK	STL	PTS	AVG
Pacific	11/07/2022	88-78 W	28-67	.418	11-30	.367	11-14	.786	9	22	31	31.0	24	11	12	2	7	78	78.0
Total		78	28-67	.418	11-30	.367	11-14	.786	9	22	31	31.0	24	11	12	2	7	78	78.0
Stanford		88	29-48	.604	8-22	.364	22-34	.647	6	30	36	36.0	15	18	16	3	5	88	88.0

Opponents Averages

Games Played	Points/game	FG Pct	3FG Pct	FT Pct	Rebounds/game	Assists/game	Turnovers/game	Assist/Turnover ratio	Steals/game	Blocks/game
1	78.0	41.8	36.7	78.6	31.0	11.0	12.0	0.9	7.0	2.0



**2022-23 Stanford Men's Basketball
Combined Team Statistics
All games**

Game Records

Record	Overall	Home	Away	Neutral
ALL GAMES	1-0	1-0	0-0	0-0
CONFERENCE	0-0	0-0	0-0	0-0
NON-CONFERENCE	1-0	1-0	0-0	0-0

Score by Periods

Team	1st	2nd	OT	TOT
Stanford	44	44	0	88
Opponents	32	46	0	78

Team Box Score

No.	Player				Total		3-Point		F-Throw		Rebounds											
		GP-GS	MIN	AVG	FG-FGA	FG%	3FG-3FGA	3FG%	FT-FTA	FT%	OFF	DEF	TOT	AVG	PF	DQ	A	TO	BLK	STL	PTS	AVG
13	JONES, Michael	1-1	34:34	34.6	9-15	.600	3-8	.375	10-12	.833	0	5	5	5.0	2	0	3	0	0	1	31	31.0
42	RAYNAUD, Maxime	1-0	20:30	20.5	9-11	.818	1-1	1.000	3-5	.600	2	7	9	9.0	2	0	1	2	2	0	22	22.0
23	ANGEL, Brandon	1-1	23:55	23.9	4-4	1.000	2-2	1.000	0-0	.000	0	2	2	2.0	4	0	1	2	0	0	10	10.0
5	O'CONNELL, Michael	1-1	25:06	25.1	3-5	.600	1-3	.333	2-2	1.000	0	2	2	2.0	2	0	4	2	0	1	9	9.0
55	INGRAM, Harrison	1-1	30:50	30.8	2-6	.333	1-4	.250	2-4	.500	2	4	6	6.0	2	0	6	4	1	0	7	7.0
22	KEEFE, James	1-1	19:30	19.5	2-2	1.000	0-0	.000	3-9	.333	0	2	2	2.0	1	0	2	1	0	1	7	7.0
10	MURRELL, Max	1-0	15:17	15.3	0-0	.000	0-0	.000	2-2	1.000	0	3	3	3.0	0	0	1	2	0	1	2	2.0
11	AGARWAL, Ryan	1-0	06:19	6.3	0-2	.000	0-2	.000	0-0	.000	0	1	1	1.0	0	0	0	2	0	1	0	0.0
3	MOSS, Jarvis	1-0	08:17	8.3	0-3	.000	0-2	.000	0-0	.000	0	2	2	2.0	0	0	0	0	0	0	0	0.0
1	SILVA, Isa	1-0	15:42	15.7	0-0	.000	0-0	.000	0-0	.000	0	0	0	0.0	2	0	0	1	0	0	0	0.0
Team											2	2	4									
Total		1	200		29-48	.604	8-22	.364	22-34	.647	6	30	36	36.0	15	0	18	16	3	5	88	88.0
Opponents		1	200		28-67	.418	11-30	.367	11-14	.786	9	22	31	31.0	24	0	11	12	2	7	78	78.0

Team Statistics

	STAN	OPP
Scoring	88	78
Points per game	88.0	78.0
Scoring margin	+10.0	-
Field goals-att	29-48	28-67
Field goal pct	.604	.418
3 point fg-att	8-22	11-30
3-point FG pct	.364	.367
3-pt FG made per game	8.0	11.0
Free throws-att	22-34	11-14
Free throw pct	.647	.786
F-Throws made per game	22.0	11.0
Rebounds	36	31
Rebounds per game	36.0	31.0
Rebounding margin	+5.0	-
Assists	18	11
Assists per game	18.0	11.0
Turnovers	16	12
Turnovers per game	16.0	12.0
Turnover margin	-4.0	-
Assist/turnover ratio	1.1	0.9
Steals	5	7
Steals per game	5.0	7.0
Blocks	3	2
Blocks per game	3.0	2.0
Winning streak	1	-
Home win streak	1	-
Attendance	3380	0
Home games-Avg/Game	1-3380	0-0
Neutral site-Avg/Game	-	0-0

Team Results

Date	Opponent		Score	Att.
11/07/2022	Pacific	W	88-78	3380





2022-23 Stanford Men's Basketball
Season/Career Statistics
All games

Summary

Player	Season Statistics										Career Statistics									
	GP-GS	MIN/G	FG%	3FG%	FT%	R/G	A/G	STL	BLK	PTS/G	GP-GS	MIN/G	FG%	3FG%	FT%	R/G	A/G	STL	BLK	PTS/G
AGARWAL, Ryan	1-0	6.3	.000	.000	.000	1.0	0.0	1	0	0.0	1-0	6.3	.000	.000	.000	1.0	0.0	1	0	0.0
ANGEL, Brandon	1-1	23.9	1.000	1.000	.000	2.0	1.0	0	0	10.0	50-1	16.2	.453	.349	.817	2.3	0.5	15	5	5.8
INGRAM, Harrison	1-1	30.8	.333	.250	.500	6.0	6.0	0	1	7.0	33-31	31.1	.387	.311	.657	6.7	3.1	30	9	10.4
JONES, Michael	1-1	34.6	.600	.375	.833	5.0	3.0	1	0	31.0	83-57	24.8	.465	.402	.793	2.6	1.4	66	17	8.3
KEEFE, James	1-1	19.5	1.000	.000	.333	2.0	2.0	1	0	7.0	85-25	12.8	.549	.000	.521	2.9	0.4	21	21	3.1
MOSS, Jarvis	1-0	8.3	.000	.000	.000	2.0	0.0	0	0	0.0	6-0	3.4	.000	.000	.000	0.5	0.2	0	0	0.0
MURRELL, Max	1-0	15.3	.000	.000	1.000	3.0	1.0	1	0	2.0	54-5	9.3	.353	.231	.857	1.0	0.3	12	20	2.4
O'CONNELL, Michael	1-1	25.1	.600	.333	1.000	2.0	4.0	1	0	9.0	57-49	26.6	.411	.303	.697	2.8	3.3	65	4	6.9
RAYNAUD, Maxime	1-0	20.5	.818	1.000	.600	9.0	1.0	0	2	22.0	30-5	12.3	.569	.444	.548	4.0	0.8	5	8	5.1
SILVA, Isa	1-0	15.7	.000	.000	.000	0.0	0.0	0	0	0.0	33-1	13.9	.396	.500	.632	1.1	1.2	20	3	3.4

Scoring

Player	Season Statistics								Career Statistics							
	FG-FGA	FG%	3FG-3FGA	3FG%	FT-FTA	FT%	PTS	PTS/G	FG-FGA	FG%	3FG-3FGA	3FG%	FT-FTA	FT%	PTS	PTS/G
AGARWAL, Ryan	0-2	.000	0-2	.000	0-0	.000	0	0.0	0-2	.000	0-2	.000	0-0	.000	0	0.0
ANGEL, Brandon	4-4	1.000	2-2	1.000	0-0	.000	10	10.0	101-223	.453	37-106	.349	49-60	.817	288	5.8
INGRAM, Harrison	2-6	.333	1-4	.250	2-4	.500	7	7.0	121-313	.387	37-119	.311	65-99	.657	344	10.4
JONES, Michael	9-15	.600	3-8	.375	10-12	.833	31	31.0	229-493	.465	127-316	.402	107-135	.793	692	8.3
KEEFE, James	2-2	1.000	0-0	.000	3-9	.333	7	7.0	101-184	.549	0-1	.000	61-117	.521	263	3.1
MOSS, Jarvis	0-3	.000	0-2	.000	0-0	.000	0	0.0	0-10	.000	0-7	.000	0-0	.000	0	0.0
MURRELL, Max	0-0	.000	0-0	.000	2-2	1.000	2	2.0	41-116	.353	15-65	.231	30-35	.857	127	2.4
O'CONNELL, Michael	3-5	.600	1-3	.333	2-2	1.000	9	9.0	148-360	.411	37-122	.303	62-89	.697	395	6.9
RAYNAUD, Maxime	9-11	.818	1-1	1.000	3-5	.600	22	22.0	62-109	.569	12-27	.444	17-31	.548	153	5.1
SILVA, Isa	0-0	.000	0-0	.000	0-0	.000	0	0.0	40-101	.396	19-38	.500	12-19	.632	111	3.4

Totals

Player	Season Statistics									Career Statistics						
	O-REB	D-REB	TOTAL	PF	FO	A	TO	A/TO	O-REB	D-REB	TOTAL	PF	FO	A	TO	A/TO
AGARWAL, Ryan	0	1	1	0	0	0	2	0.0	0	1	1	0	0	0	2	0.0
ANGEL, Brandon	0	2	2	4	0	1	2	0.5	26	90	116	89	0	26	46	0.6
INGRAM, Harrison	2	4	6	2	0	6	4	1.5	60	160	220	56	0	103	76	1.4
JONES, Michael	0	5	5	2	0	3	0	0.0	45	169	214	116	0	119	61	2.0
KEEFE, James	0	2	2	1	0	2	1	2.0	87	160	247	111	1	32	40	0.8
MOSS, Jarvis	0	2	2	0	0	0	0	0.0	0	3	3	1	0	1	1	1.0
MURRELL, Max	0	3	3	0	0	1	2	0.5	13	42	55	42	0	18	30	0.6
O'CONNELL, Michael	0	2	2	2	0	4	2	2.0	20	141	161	91	1	186	104	1.8
RAYNAUD, Maxime	2	7	9	2	0	1	2	0.5	37	83	120	43	1	23	34	0.7
SILVA, Isa	0	0	0	2	0	0	1	0.0	7	28	35	51	0	38	53	0.7



1 **Isa Silva**

G • 6-4 • 190 • So.
Sacramento, Calif.
Jesuit



3 **Jarvis Moss**

G • 6-4 • 200 • So.
Concord, N.C.
Cannon School



5 **Michael O'Connell**

G • 6-2 • 195 • Jr.
Mineola, N.Y.
Blair Academy (N.J.)



10 **Max Murrell**

F • 6-9 • 225 • Jr.
Omaha, Neb.
Millard North



11 **Ryan Agarwal**

G • 6-6 • 190 • Fr.
Coppell, Texas
Coppell



13 **Michael Jones**

G • 6-5 • 205 • Gr.
Woodbury, Minn.
Davidson



14 **Spencer Jones**

F • 6-7 • 225 • Sr.
Roeland Park, Kan.
Bishop Miege



15 **Benny Gealer**

G • 6-1 • 160 • Fr.
San Pedro, Calif.
Rolling Hills Prep



21 **Neal Begovich**

F • 6-9 • 230 • R-Jr.
San Francisco, Calif.
St. Ignatius College Prep



22 **James Keefe**

F • 6-9 • 240 • Sr.
Los Angeles, Calif.
Loyola



23 **Brandon Angel**

F • 6-8 • 240 • Jr.
San Diego, Calif.
Torrey Pines



24 **Jaylen Thompson**

F • 6-8 • 195 • Fr.
Oakland, Calif.
Southern CA Academy



42 **Maxime Raynaud**

F • 7-1 • 250 • So.
Paris, France
Lycee Henri IV



55 **Harrison Ingram**

F • 6-7 • 230 • So.
Dallas, Texas
St. Mark's



Jerod Haase

Anne and Tony
Joseph Director of
Men's Basketball




Jesse Pruitt

James C. Gaither
Assistant Men's
Basketball Coach




Rob Ehsan

Oscar da Silva
Assistant Men's
Basketball Coach



Brandon Dunson

Assistant Coach




David Berkun

Assistant Athletics
Director, Men's
Basketball



Nate Britt II

Director of Player
Development




Michael Chatman

Sports Performance
Coach



Jack Frost

Assistant to the Head
Coach



Dominic Vincentini

Associate Athletic
Trainer



Michael Reutt

Assitant Director,
Basketball Operations