

STANFORD

MEN'S BASKETBALL

Stanford Athletic Communications
 Doug Drabik • Assistant Director
 Cell: 650.683.5528
 ddrabik@stanford.edu

Cal Poly • November 10 • Maples Pavilion • Stanford, Calif. • 4:00 p.m. PT • Pac-12 Bay Area

SCHEDULE

Date	Opponent	Time
N10	Cal Poly	4:00 p.m.
N12	Pacific	7:00 p.m.
N14	Eastern Washington	8:00 p.m.
N17	Northeastern	3:00 p.m.
N20	North Carolina	8:30 p.m.
N23	vs. Florida (1)	7:00 p.m.
N24	vs. Gonzaga/Ohio State (1)	6/8:00 p.m.
N 26	vs. TBA (1)	TBD
N29	Montana	7:00 p.m.
D3	at Long Beach State	2:00 p.m.
D15	Denver	7:00 p.m.
D17	San Francisco	3:00 p.m.
D21	vs. Kansas (2)	8:00 p.m.
D30	• California	7:00 p.m.
J4	• UCLA	7:00 p.m.
J7	• USC	7:00 p.m.
J11	• at Washington State	6:00 p.m.
J13	• at Washington	5:00 p.m.
J17	• Arizona State	8:00 p.m.
J20	• Arizona	1:00 p.m.
J24	• at USC	6:00 p.m.
J27	• at UCLA	7:30 p.m.
F1	• Oregon State	8:00 p.m.
F3	• Oregon	2:00 p.m.
F8	• at Utah	5:00 p.m.
F11	• at Colorado	1:00 p.m.
F18	• at California	5:00 p.m.
F22	• Washington	6:00 p.m.
F24	• Washington State	4:00 p.m.
M1	• at Arizona	7:00 p.m.
M3	• at Arizona State	12/2/4:00 p.m.
M7-10	Pac-12 Tournament (3)	TBD

(1) PK80 Invitational – Portland, Ore.
 (2) Golden1 Credit Union Center – Sacramento, Calif.
 (3) T-Mobile Arena – Las Vegas, Nev.
 Home games in **BOLD** | • Pac-12 Conference game



Cal Poly	0-0
Stanford	0-0
Series Record	Stanford leads, 6-1
Television	Pac-12 Network [Guy Haberman, Steve Lavin]
Radio	Cardinal Sports Network [Scott Reiss, John Platz]



SEASON TIPS OFF FRIDAY WITH DOUBLEHEADER ON THE FARM

Stanford will begin its 103rd season of basketball Friday, when the Cardinal opens the 2017-18 campaign against Cal Poly at 4 p.m. PT at Maples Pavilion. Friday's game will be the opener in a unique men's basketball-football doubleheader on campus. The Stanford football team will host Washington at Stanford Stadium at 7:30 p.m. PT.

THE STARTING FIVE

Friday's season opener is the first in a busy stretch of five home games in 11 days. Stanford will host Pacific on Sunday (Nov. 12), Eastern Washington next Tuesday (Nov. 14), Northeastern next Friday (Nov. 17) and cap its five-game season-opening homestand against defending NCAA champion North Carolina (Nov. 20). It's the longest homestand since hosting seven consecutive games from December to January of the 2015-16 season.

Last season, Stanford did not play its fifth home game until Dec. 16 and had already traveled a total of 22, 132 miles for road contests in Lawrence, Kan., Orlando, Fla. and Shanghai, China.

VETERAN GROUP

Boasting the fifth most experience roster in the nation in terms of games played (493 total), Stanford brings back four starters and five of its top six scorers in 2017-18. The Cardinal welcomes back a good portion of its offense in Reid Travis (17.4 ppg), Dorian Pickens (12.6 ppg) and Michael Humphrey (9.4 ppg) back for their fourth season on The Farm.

WHAT RETURNS

- 78.4 percent of last year's scoring (1,694 out of 2,162)
- 80.3 percent of last year's rebounding (857 out of 1,067)
- 60.0 percent of last year's assists (251 out of 421)
- 64.7 percent of last year's roster (11 out of 17)
- 100.0 percent of last year's coaches and support staff (11 out of 11)

PROJECTED LINEUP

No.	Name	Pos.	Yr.	Ht.	Wt.	PPG.	RPG.	Notes
1	Daejon Davis	G	Fr.	6-3	175	-	-	Started exhibition game vs. Chico State, posting seven points, three assists
14	Marcus Sheffield	G	Jr.	6-5	180	6.7	1.5	Started five of the 31 game he played in last season, career-high 35 pts. vs. ASU
11	Dorian Pickens	F	Sr.	6-5	215	12.6	3.5	Only player to start all 31 games, second on the team in scoring last season
22	Reid Travis	F	Jr.	6-8	245	17.4	8.9	Pac-12's leading returning scorer and rebounder, three-year captain
10	Michael Humphrey	F	Sr.	6-9	245	9.4	6.2	Three-year starter, among Pac-12 leaders in rebounding last season

OFF THE BENCH

2	Robert Cartwright	G	So.	6-2	180	6.7	1.8	Ranked sixth in the Pac-12 in assist-to-turnover ratio last season (2.3)
20	Josh Sharma	C	So.	7-0	220	3.3	2.9	Led the team with 34 blocks last season
33	Trevor Stanback	F	Fr.	6-11	220	0.6	0.7	Saw action in 16 games last season
5	Kodye Pugh	F	Fr.	6-8	205	-	-	Redshirted last season, posted two pts. one reb., one stl. in 14 min. in exhibition
13	Oscar da Silva	F	Fr.	6-9	210	-	-	Played on U19 German National Team, speaks six languages
4	Isaac White	G	Fr.	6-1	185	-	-	Regarded as one of Australia's top prospects
0	Kezie Okpala	G	Fr.	6-8	195	-	-	One of nation's top prospects in 2017 class, High School All-American



QUICK FACTS

Location Stanford, Calif.
 Founded 1891
 Enrollment 16,770 (6,999 undergraduate)
 Nickname Cardinal
 Colors Cardinal and White
 Conference Pac-12
 President Marc Tessier-Lavigne
 Director of Athletics Bernard Muir
 Faculty Representative Pat Jones
 Ticket Office Phone 1-800-STANFORD
 Home Arena (Capacity) Maples Pavilion (7,233)
 Web Site www.gostanford.com

HISTORY

First Year 1913-14 (103 seasons)
 All-Time Record 1,488-1,118 (.571)
 NCAA National Championships 1 (1942)
 NCAA Tournament Appearances 17
 NCAA Final Four Appearances 1998
 Last NCAA Tournament Appearance 2014

TEAM INFORMATION

2016-17 Record 14-17
 Home: 10-5 Away: 1-10 Neutral: 3-2
 2016-17 Conference Record 6-12
 Conference Finish 9th
 Starters Returning/Lost 4/1
 Letterwinners Returning/Lost 10/4

COACHING STAFF

Anne and Tony Joseph Director of Men's Basketball
 Jerod Haase
 Seasons Second at Stanford, Sixth overall
 Alma Mater Kansas '97
 Stanford Record 14-17 (Second Season)
 Career Record 94-70 (Sixth Season)
 James C. Gaither Assistant Coach of Men's Basketball.
 Jeff Wulbrun (Second Season)
 Alma Mater Cal State Fullerton '84
 Assistant Coach Adam Cohen (Second Season)
 Alma Mater Arizona '08
 Assistant Coach Jesse Pruitt (Second Season)
 Alma Mater UC Davis '05

SUPPORT STAFF

Assistant to the Head Coach Tom Orlich
 Director of Operations John Janovsky
 Director of Basketball Development Brandon Dunson
 Athletic Trainer Dominic Vincentini
 Sports Performance Coach Cory Schlesinger

COMMUNICATIONS

Assistant AD/Communications Brian Risso
 Asst. Dir. [MBB Contact] Doug Drabik
 Asst. Dir. [Secondary MBB Contact] ... Regina Verlengiere

PRONUNCIATIONS

Jerod **HAASE** (rhymes with class)
DORIAN Pickens (DOOR-E-N)
DAEJON Davis (DAY-jon)
KEZIE Okpala (KZ)
KODYE Pugh (Cody)
ISAAC White (EYE-ZACK)
 Blake **PAGON** (PAY-gen)

PRESEASON HONORS FOR REID TRAVIS

Redshirt junior Reid Travis, the Pac-12 Conference's leading returning scorer (17.4 ppg) and rebounder (8.9 rpg), enters the season with several preseason accolades.

- Naismith Trophy (National Player of the Year) preseason watch list by the Atlanta Tip-off Club
- Lute Olson Award (National Player of the Year who played two seasons) preseason watch list
- Oscar Robertson Trophy (National Player of the Year) preseason watch list by the USBWA
- Karl Malone Award (Power Forward of the Year) preseason watch list by Naismith Hall of Fame
- Preseason All-America selection by ESPN's Jeff Goodman
- Voted 29th best player in the nation by ESPN's college basketball analysts
- Voted 30th best player in the nation by CBS Sports' college basketball analysts
- Consensus preseason First Team All-Pac-12 selection


SNAPSHOT OF TRAVIS' STANDOUT 2016-17 SEASON

- First Team All-Pac-12 selection by the coaches
- National Association of Basketball Coaches Second Team All-District selection
- Only player in the Pac-12 and one of only five individuals in the top six conferences to finish last season ranked in the top five of his conference in both scoring and rebounding
- One of two players in the Pac-12 to rank in the top six in scoring, rebounding and FG%
- Led Stanford in nine categories, including scoring (470, 17.4 ppg), rebounding (239, 8.9 rpg), offensive rebounding (93, 3.4 orpg), defensive rebounding (146, 5.4 drpg), field goals made (176), field goal attempted (304), field goal percentage (.579), FTs made (118), FTs attempted (181)
- Ranked in the top seven in the Pac-12 in seven categories, including scoring (17.4 ppg, fourth), rebounding (8.9, fifth), offensive rebounding (3.4, first), field goal percentage (.579, sixth), double-doubles (9, seventh), FTs attempted (181, second) and FTs made (118, third).
- Ranked 20th nationally in offensive rebounding, 32nd in FG percentage and 59th in rebounding
- Posted nine of his 10 career double-doubles in 2016-17
- Career-high 29 points and nine rebounds at No. 4 Kansas

2017-18 ROSTER

NO.	NAME	POS.	HT.	WT.	YR.	HOMETOWN (HIGH SCHOOL)
0	Kezie Okpala	F	6-8	195	Fr.	Los Angeles, Calif. (Esperanza HS)
1	Daejon Davis	G	6-3	175	Fr.	Seattle, Wash. (Garfield HS)
2	Robert Cartwright	G	6-2	180	Jr.	Pasadena, Calif. (Flintridge Prep)
4	Isaac White	G	6-1	185	Fr.	Adelaide, Australia (Sacred Heart College)
5	Kodye Pugh	F	6-8	205	Fr.	Baltimore, Md. (Blair Academy (New Jersey))
10	Michael Humphrey	F	6-9	245	Sr.	Phoenix, Ariz. (Sunnyslope HS)
11	Dorian Pickens	G	6-5	215	Sr.	Phoenix, Ariz. (Pinnacle HS)
13	Oscar da Silva	F	6-9	210	Fr.	Munich, Germany (Ludwig Gymnasium)
14	Marcus Sheffield	G	6-5	180	Jr.	Alpharetta, Ga. (Chattahoochee HS)
15	Rodney Herenton	G	6-1	155	So.	Chicago, Ill. (Stevenson HS)
20	Josh Sharma	C	7-0	220	Jr.	Lexington, Mass. (N. Mount Hemon School)
21	Cameron Walker	F	6-7	200	Jr.	Santa Maria, Calif. (Righetti HS)
22	Reid Travis	F	6-8	245	Jr.	Minneapolis, Minn. (DeLaSalle HS)
25	Blake Pagon	G	6-4	190	So.	Haymarket, Va. (Battlefield HS)
33	Trevor Stanback	F	6-11	220	So.	Pasadena, Calif. (Maranatha HS)





0 Kezie Okpala

F • 6-8 • 195 • Fr.
Los Angeles, Calif.
Esperanza HS



1 Daejon Davis

G • 6-3 • 175 • Fr.
Seattle, Wash.
Garfield HS




2 Robert Cartwright

G • 6-2 • 180 • R-Jr.
Pasadena, Calif.
Flintridge Prep



4 Isaac White

G • 6-1 • 185 • Fr.
Adelaide, Australia
Sacred Heart College HS




5 Kodye Pugh

F • 6-8 • 205 • R-Fr.
Baltimore, Md.
Blair Academy (N.J.)



10 Michael Humphrey

F • 6-9 • 245 • Sr.
Phoenix, Ariz.
Sunnyslope HS



11 Dorian Pickens

G • 6-5 • 215 • Sr.
Phoenix, Ariz.
Pinnacle HS



13 Oscar Da Silva

F • 6-9 • 210 • Fr.
Munich, Germany
Ludwig Gymnasium



14 Marcus Sheffield

F • 6-5 • 180 • Jr.
Alpharetta, Ga.
Chattahoochee HS



15 Rodney Herenton

G • 6-1 • 155 • So.
Chicago, Ill.
Stevenson HS



20 Josh Sharma

C • 7-0 • 220 • Jr.
Lexington, Mass.
Northfield Mount Hermon School



21 Cameron Walker

F • 6-7 • 200 • Jr.
Santa Maria, Calif.
Righetti HS



22 Reid Travis

F • 6-8 • 245 • R-Jr.
Minneapolis, Minn.
DeLaSalle HS



25 Blake Pagon

G • 6-4 • 190 • So.
Haymarket, Va.
Battlefield HS



33 Trevor Stanback

F • 6-11 • 220 • So.
Pasadena, Calif
Maranatha HS



Jerod Haase

Anne and Tony
Joseph Director of
Men's Basketball



Jeff Wulbrun

James C. Gaither
Assistant Coach of
Men's Basketball



Adam Cohen

Assistant
Coach



Jesse Pruitt

Assistant
Coach



Tom Orlich

Assistant to the
Head Coach



John Janovsky

Director of
Operations



Brandon Dunson

Director of
Basketball
Development



Cory Schlesinger

Sports
Performance Coach



Dominic Vincentini

Athletic
Trainer

WHERE TRAVIS FINISHED IN THE PAC-12 LAST YEAR

Category	Average	Pac-12
Scoring	17.4	4th
Rebounding	8.9	5th
Field Goal Percentage	.579	6th
Offensive Rebounds	3.4	1st
Double-Doubles	9	7th
Free Throws Attempted	181	2nd
Free Throws Made	118	3rd

SEEING DOUBLE

Reid Travis posted nine of his 10 career double-doubles last year.

Reid Travis' career double-doubles

Date	Opponent	Minutes	Points	Rebounds
March 17, 2015	UC Davis	23	10	10
Nov. 11, 2016	Harvard	31	24	17
Nov. 17, 2016	Weber State	32	22	15
Nov. 24, 2016	Miami	33	11	10
Nov. 25, 2016	Indiana State	31	19	12
Dec. 16, 2016	Cal State East Bay	22	24	13
Dec. 22, 2016	Idaho	35	20	12
Feb. 8, 2017	Arizona	36	26	11
Feb. 11, 2017	Arizona State	35	17	11
Feb. 25, 2017	Oregon	35	27	14

STANFORD IN SEASON OPENERS

In its 102-year history, the Cardinal sports an 84-18 record in season openers. Stanford has won its last seven and 27 of its last 29 openers, with the only exceptions coming in 2009 at San Diego and in 2005 against UC Irvine.

AGAINST CAL POLY

Stanford leads the all-time series against Cal Poly, 6-1. The Cardinal has won the last five games in the series, including a 79-62 victory over the Mustangs in 2013, the most recent meeting between the two teams. All seven games of the series have been played on The Farm.

TOP-TIER RECRUITING CLASS

Stanford signed a consensus top-25 national recruiting class and one of the highest rated classes in school history this off-season. Standout guards Daejon Davis (Seattle, Wash.) and Isaac White (Adelaide, Australia) signed in the spring, after the fall signings of Oscar da Silva (Munich, Germany) and Max-Preps High School All-America selection Kezie Okpala.

PETER SAUER CAPTAINSHIP

Head coach Jerod Haase announced the establishment of the Peter Sauer Captainship in September, naming Reid Travis, Dorian Pickens and Michael Humphrey captains. The three will wear patches on their uniforms honoring the legacy of the late Peter Sauer, a team captain and leader of Stanford's 1998 Final Four team.

CARDINAL BEGINS SECOND YEAR OF JEROD HAASE ERA

Head coach Jerod Haase, who has appeared in the NCAA Tournament 19 times as either a player or coach in his career, looks to lead the Cardinal back to the NCAA Tournament for the first time since Stanford's 2014 NCAA Sweet Sixteen run. Haase enters the 2017-18 season with a 94-70 career record in five seasons (four at UAB and one at Stanford).

GAME-BY-GAME STARTERS

Opponent	G	G	F	F	C
Cal Poly					
Pacific					
E. Washington					
Northeastern					
North Carolina					
vs. Florida					
vs. TBD					
vs. TBD					
Montana					
at Long Beach State					
Denver					
USF					
vs. Kansas					
California					
UCLA					
USC					
at WSU					
at Washington					
Arizona State					
Arizona					
at USC					
at UCLA					
Oregon State					
Oregon					
at Utah					
at Colorado					
at California					
Washington					
WSU					
at Arizona					
at Arizona State					

CAREER STARTS

Name	Career	2017-18
Michael Humphrey	58	-
Dorian Pickens	51	-
Reid Travis	47	-
Robert Cartwright	13	-
Marcus Sheffield	9	-
Cameron Walker	1	-



Stanford's Record When

Scoring First	0-0
Opponent Scores First	0-0
Lead at Half	0-0
Trail at Half	0-0
Tied at Half	0-0
Overtime	0-0
vs. Top 25	0-0
Decided by 1-4 Points	0-0
Decided by 5-9 Points	0-0
Decided by 10+ Points	0-0
Scoring 100+	0-0
Scoring 90-99	0-0
Scoring 80-89	0-0
Scoring 70-79	0-0
Scoring 60-69	0-0
Scoring 50-59	0-0
Scoring 40-49	0-0
Opp. Scoring 90-99	0-0
Opp. Scoring 80-89	0-0
Opp. Scoring 70-79	0-0
Opp. Scoring 60-69	0-0
Opp. Scoring 50-59	0-0
Opp. 49 or Fewer	0-0
Shoot 50% or better	0-0
Opp. shoots 50% or better	0-0
Better FG% than Opp.	0-0
FG% is Equal	0-0
Opp. Better FG%	0-0
Outrebounding Opp.	0-0
Rebounds are Equal	0-0
Outrebounded by Opp.	0-0
Fewer TO than Opp.	0-0
Turnovers are Equal	0-0
More TO than Opp.	0-0
6 in Double Figures	0-0
5 in Double Figures	0-0
4 in Double Figures	0-0
Bench Scores More	0-0
Opp. Bench Scores More	0-0
Bench scoring tied	0-0
Wearing Black	0-0
Wearing White	0-0
Wearing Cardinal	0-0
Wearing Gray	0-0
On ESPN/2/U	0-0
On Pac-12 Networks	0-0
On FS1	0-0
On FOX	0-0
On CBS	0-0

THE FOURTH-YEAR CLASS

The four members of Stanford's fourth-year class - Reid Travis, Dorian Pickens Michael Humphrey and Robert Cartwright - accounted for 62.6 percent of the team's scoring and 55.4 of the team's rebounding last season. Pickens and Humphrey are true seniors, while Travis and Cartwright have each had their medical hardship waivers granted and are redshirt juniors with two years of eligibility remaining entering the 2017-18 season. Cartwright missed the entire 2015-16 season with a compound fracture of his right forearm sustained in preseason practice on Nov. 2, 2015. Travis was forced to miss the final 22 games of the 2015-16 season with a right leg injury.

PICKENS ON TARGET FROM BEYOND THE ARC

Dorian Pickens, the only player to start all 31 games last season, posted at least one three-pointer in all but four games, with multiple three-pointers in 19 contests during his junior season. He ranked ninth in the Pac-12 in three-point field goals made in conference play (39, 2.2) and 11th overall (67, 2.2) last year. Pickens was Stanford's leading three-point shooter (67-of-169, 39.6 percent). The forward registered a career-high seven three-pointers (7-of-10) against Idaho last season. He connected on the game-winning trifecta against Indiana State with 2.0 seconds left.

Pickens' games with four or more three-pointers last season

Date	Game	3PM	3PA	PCT	Points
11/20/16	CSUN	4	6	66.7	17
12/22/16	Idaho	7	10	70.0	25
2/25/17	Oregon	6	8	75.0	18
3/4/17	Utah	5	7	71.4	20

HUMPHREY CONTROLLING THE GLASS

Michael Humphrey (6.2 rpg overall) averaged 7.4 rebounds in Pac-12 play to rank 13th in the conference last season. He finished fifth in the Pac-12 in offensive rebounding (2.8 orpg) in conference play and 10th overall (2.2 orpg). At UCLA, Humphrey set a career-high with 27 points and finished one shy of his career-best with 14 rebounds.

FIFTH IN PAC-12 PRESEASON POLL

Stanford was selected fifth in the Pac-12 Conference preseason poll voted on by the media. The Cardinal totaled 182 points to place fifth in a vote of the media members that regularly cover the conference. Arizona (273 points) was selected to finish first, with USC (251 points) second, UCLA (223 points) third and Oregon (203 points) fourth.

STAR-STUDED 2017 PHIL KNIGHT INVITATIONAL

Stanford will compete in the prestigious 16-team PK80 - Phil Knight Invitational - over Thanksgiving week. The event, which will honor Nike co-founder and Stanford alumnus Phil Knight MBA '62 in advance of his 80th birthday, will be contested in Portland, Oregon over Thanksgiving week during the 2017-18 season. Stanford will be joined in the elite 16-team field by Arkansas, Butler, Connecticut, Duke, Florida, Georgetown, Gonzaga, Michigan State, North Carolina, Ohio State, Oklahoma, Oregon, Portland, Portland State and Texas. This highly-anticipated event will be one of the largest regular-season tournaments in college basketball history.

FLOOR BURNS STAT COMES TO THE FARM

During his standout collegiate career at Kansas, Jerod Haase was known for his energy and passion on the court, diving for loose balls and taking charges, whatever he could do to help his team win. During his time with the Jayhawks, the "floor burns" stat was created in his honor and is still tracked by the program. Haase totaled 167 in the 1996-97 season. For the second season, Stanford is tracking floor burns as an official stat throughout the year.

FLOOR BURNS

Robert Cartwright	0	Kezie Okpala.....	0	Marcus Sheffield.....	0
Oscar Da Silva.....	0	Blake Pagon.....	0	Trevor Stanback	0
Daejon Davis.....	0	Dorian Pickens	0	Reid Travis	0
Rodney Herenton	0	Kody Pugh	0	Cameron Walker.....	0
Michael Humphrey	0	Josh Sharma	0	Isaac White	0





**The Anne and Tony Joseph
Director of Men's Basketball
Jerod Haase**

**Overall: 94-70 (Sixth Season)
Stanford: 14-17 (Second Season)**

After being introduced as the Anne and Tony Joseph Director of Men's Basketball by Jaquish & Kenninger Director of Athletics Bernard Muir on March 25, 2016, Jerod Haase developed a strong relationship with his program and instilled an invested, tough and selfless attitude among his student-athletes.

In his first year at the helm of the Cardinal program, Stanford posted 14 wins against one of the toughest schedules in the nation. Redshirt sophomore Reid Travis earned First Team All-Pac-12 and NABC All-District honors, developing into one of the top players in the conference on both ends of the court. His program finished in the top-10 percent among men's basketball programs nationally in the classroom as well.

Haase and his staff signed a top-tier recruiting class that is rated as high as No. 10 nationally in the 2017 rankings, welcoming the four-member class to The Farm for the 2017-18 season.

Haase arrived on The Farm prior to the 2016-17 season after completing his fourth season as the head coach at UAB, where he led the Blazers to a regular-season Conference USA championship in 2016 and the program's 15th all-time NCAA Tournament appearance in 2015. Haase compiled an 80-53 overall record while improving the Blazers' win total every year.

Tabbed the 2016 Gene Bartow Conference USA Coach of the Year, Haase led the Blazers to a 26-5 overall record and a 16-2 conference mark while capturing their first regular-season title since 2011. Along the way, UAB established school records for overall victories (26), conference wins (16), road wins (10) and consecutive victories (14). Also named the 2016 National Association of Basketball Coaches (NABC) All-District Coach, Haase directed the Blazers to an NIT berth for the 12th time in school history. UAB also finished 16-0 at home in his final season at the helm of the Blazers, extending the nation's fifth-longest home winning streak to 25, while ranking among the nation's best in field goal percentage (.478 - 24th), assists per game (18.4 - 4th) and blocks per game (4th - 6.1).

Under Haase's guidance, UAB returned to the NCAA Tournament in 2015, shocking No. 3 seed Iowa State, 60-59, in the second round for the Blazers' first NCAA victory since 2005. UAB reached the Big Dance after claiming the program's first Conference USA Tournament title despite being seeded No. 4. The triumph marked UAB's first league tournament title since 1987, when the Blazers won the Sun Belt Conference Tournament. More impressively, Haase successfully developed a roster comprised of 10 underclassmen - all players recruited by Haase and his staff - and finished 20-16 overall while guiding the third-youngest team in NCAA Division I.

The Blazers made impressive strides under Haase's leadership during the 2013-14 campaign, finishing 18-13 overall while notching three victories against teams that qualified for the NCAA Tournament. Of UAB's 18 victories, perhaps none were more impressive than the Blazers' 63-59 home win against No. 16 North Carolina. UAB was ranked in the top five nationally in rebounding throughout the season and finished the year ranked second in the country at 44.5 boards per game.

During Haase's first year with the Blazers in 2012-13, UAB won six of its final nine regular-season Conference USA games and collected a victory in the conference tournament.

Prior to arriving at UAB, Haase played for Roy Williams at Kansas and spent 13 years on Williams' staff with the Jayhawks and Tar Heels. A 1997 graduate of Kansas with a degree in business administration, Haase got his start as Kansas' Director of Operations from 1999-2003. During that time, the Jayhawks reached the 2002 Final Four and the national championship game in 2003.

When Williams was named head coach at North Carolina prior to the 2003-04 season, he brought Haase with him as an assistant coach and director of operations, a title Haase held from 2003-09. Haase then served exclusively as an assistant coach during his final three seasons with the Tar Heels.

A native of South Lake Tahoe, Haase attended California in 1992-93 before transferring to Kansas. He helped lead the Jayhawks to three consecutive conference titles and finished his career ranked in the school's top 10 in assists, three-point field goals and steals. Haase started 99 of 101 games at Kansas and scored 1,264 points, averaging 12.5 per game and reaching double figures 74 times. While at Kansas, Haase was a candidate for the Naismith and Wooden Awards.

As a senior in 1996-97, Haase started alongside Jacque Vaughn, Scot Pollard, Paul Pierce and Raef LaFrentz as Kansas finished with a 34-2 record while averaging 12.0 points per game despite playing with a broken wrist. As a sophomore in 1994-95, Haase averaged 15.0 points and was named the Big Eight Conference Newcomer of the Year and also tabbed a second-team all-conference selection.

Haase was a first-team GTE Academic All-American as a senior, a second-team Academic All-American as a junior and a three-time academic all-conference pick. The Jayhawks' Male Scholar-Athlete of the Year in 1997, Haase later earned a master's degree in business at Kansas in 2000.

Haase started 23 games in 1992-93 as a freshman at California, teaming with Jason Kidd in the backcourt.

In 2017, Haase joined the National Advisory Board of the Positive Coaching Alliance, the organization that uses the power of positive reinforcement to pursue winning and the more important goal of teaching life lessons through sports.

Haase, 42, and his wife, the former Mindy Meidinger, have three children: Gavin (10), Garrett (7) and Gabrielle (4).

HAASE'S HEAD COACHING CAREER

Year	School	Overall	Postseason
2012-13	UAB	16-17	
2013-14	UAB	18-13	
2014-15	UAB	20-16	NCAA Third Round
2015-16	UAB	26-7	NIT First Round
2016-17	Stanford	14-16	
2017-18	Stanford	0-0	
Sixth Season		94-70	2 Appearances

COACHING CAREER

2016-Present: Head Coach (Stanford)

2012-16: Head Coach (UAB)

2004-05, 2006-07, 2008-09: Director of Operations (North Carolina)

2003-04, 2005-06, 2007-08, 2009-12: Assistant Coach (North Carolina)

1999-2003: Administrative Assistant (Kansas)

COLLEGE CAREER/HONORS

1992-93: California

1994-97: Kansas

Big Eight Newcomer of the Year (1995)

Second Team All-Big Eight (1995)

Big Eight All-Defensive Team (1996)

Third Team All-Big XII (1996)

GTE Second Team Academic All-American (1996)

GTE First Team Academic All-American (1997)

Kansas Male Scholar Athlete of the Year (1997)

PERSONAL

Birthdate: April 1, 1974

Age: 42

Hometown: South Lake Tahoe, Calif.

Education: Kansas (B.S., Business Administration, 1997), Kansas (M.S., Business, 2000)

Wife: Mindy

Children: Gavin (11), Garrett (7) and Gabrielle (4)



THE LAST TIME

TEAM

Scored 100 points

Stanford 103, vs. BYU (11-11-13)
Opponent 112, vs. BYU (11-11-13)

Scored less than 50 points

Stanford 49, at SMU (12-19-16)
Opponent 46, at Oregon State (1-19-17)

Scored less than 40 points

Stanford 39, at Washington State (2-25-06)
Opponent 38, vs. Carroll College (12-27-15)

Overtime game

Stanford win vs. Utah (70-68 on 1-1-16)
Stanford loss at UCLA (86-61 in 2OT on 1-8-15)

Double Overtime game

Stanford win at Oregon State (103-101 in 4OT on 1-7-12)
Stanford loss at UCLA (86-61 in 2OT on 1-8-15)

40-point win

Stanford Stanford 83, Carroll College 38 (12-27-15)
Opponent Oregon State 81, Stanford 38 (1-11-82)

50-point win

Stanford Stanford 111, Harvard 56 (11-9-07)
Opponent never

60 points in a half

Stanford 63 (1st half), vs. Harvard (11-9-07)
Opponent 60 (2nd half), at USC (1-26-02)

Between 16-20 points in a half

Stanford 19 (1st half), at SMU (12-19-16)
Opponent 20 (1st half), vs. Weber State (11-17-16)

15 points or less in a half

Stanford 12 (1st half), vs. Santa Clara (12-16-06)
Opponent 14 (1st half), vs. Arkansas-Pine Bluff (12-29-14)

50 rebounds by a team

Stanford 55, vs. Villanova (11-26-15)
Opponent 51, at UCLA (1-8-15)

12 or more three-pointers in a game

Stanford 15, at UCLA (1-8-15)
Opponent 12, vs. Arizona State (2-11-17)

10 or more steals in a game

Stanford 13, vs. Oregon State (2-22-17)
Opponent 10, Utah (3-4-17)

25 turnovers in a game

Stanford 27, at USC (1-26-02)
Opponent 25, vs. Arkansas-Pine Bluff (12-29-14)

Five players scoring in double digits

Stanford 5, vs. CSUN (11-15-16)
Opponent 6, at Colorado (3/2/17)

More than five players scoring in double digits

Stanford 6, vs. Green Bay (11-13-15)
Opponent 6, at Colorado (3/2/17)

INDIVIDUAL

Player recorded a double-double

Stanford Travis (27 pts/14 rebs), vs. Oregon (2-25-17)
Opponent Ivan Rabb (16 pts/13 rebs), vs. California (2-17-17)

Two players recorded a double-double

Stanford Travis (17 pts/11 rebs)/Humphrey (16 pts/13 rebs), at ASU (2-11-17)
Opponent Kevon Looney/Tony Parker, at UCLA (1-8-15)

Player recorded a triple-double

Stanford Brook Lopez (18 pts/11 reb/12 blk), vs. USC (1-25-07)
Opponent Kyle Weaver (14 pts/13 reb/10 ast), vs. Wash. St. (1-13-07)

Game decided by buzzer-beater

Stanford win Lawrence Hill, at Virginia (1-7-07)
Stanford loss Lamont Jones, vs. Arizona (2-27-10)

30 points

Stanford Marcus Sheffield (35), vs. Arizona State (12-30-16)
Opponent Markelle Fultz (34), vs. Washington (1-14-17)

40 points

Stanford Casey Jacobsen (41), vs. Oregon (2-7-02)
Opponent Damon Stoudamire (45), vs. Arizona (1-14-95)

Two players with 20 or more points

Stanford Sheffield (35)/Travis (21), vs. Arizona State (12-30-16)
Opponent Graham (30)/Holder (25), vs. Arizona State (12-30-16)

Three players with 20 or more points

Stanford Brown (21)/Randle (21)/Nastic (20), vs. Arizona St. (1-24-15)
Opponent Moore (25)/Brown (23)/Carmichael (21), vs. Illinois St. (3-19-12)

No double digit scorer

Stanford at USC (1-20-11)
Opponent vs. Carroll College (12-27-15)

12 field goals

Stanford Michael Humphrey (12), vs. UCLA (2-27-16)
Opponent Markelle Fultz (12), vs. Washington (1-14-17)

7 three-pointers

Stanford Dorian Pickens (7), vs. Idaho (12-22-16)
Opponent Jabari Bird (7), vs. California (2-17-17)

15 free throws

Stanford Reid Travis (19), at Kansas (12-3-16)
Opponent Jared Cunningham (15), vs. Oregon State (3-9-11)

15 rebounds

Stanford Reid Travis (15), vs. Weber State (11-17-16)
Opponent Kevon Looney (19), at UCLA (1-8-15)

20 rebounds

Stanford Matt Haryasz (20), vs. Oregon (1-29-05)
Opponent Andre Roberson (20), at Colorado (1-24-13)

Three players with 10 or more rebounds

Stanford Travis (12)/R. Allen (10)/Pickens (10), vs. Villanova (11-26-15)
Opponent Johnson (13)/Scott (10), at Colorado (2-15-15)

10 assists

Stanford Christian Sanders (10), vs. Oregon (2-13-16)
Opponent T.J. McConnell (11), at Arizona (3-7-15)



2016-17 Stanford Basketball STANFORD Combined Team Statistics (as of Mar 08, 2017) All games

RECORD:	OVERALL	HOME	AWAY	NEUTRAL
ALL GAMES	14-17	10-5	1-10	3-2
CONFERENCE	6-12	5-4	1-8	0-0
NON-CONFERENCE	8-5	5-1	0-2	3-2

#	Player	gp-gs	min	avg	Total		3-Point		F-Throw		Rebounds				pf	dq	a	to	blk	stl	pts	avg
					fg-fga	fg%	3fg-fga	3fg%	ft-fga	ft%	off	def	tot	avg								
22	Travis, Reid	27-27	813	30.1	176-304	.579	0-1	.000	118-181	.652	93	146	239	8.9	64	1	14	56	5	14	470	17.4
11	Pickens, Dorian	31-31	927	29.9	123-287	.429	67-169	.396	79-107	.738	23	86	109	3.5	57	1	38	43	3	32	392	12.6
10	Humphrey, Michael	30-25	721	24.0	113-248	.456	6-27	.222	51-70	.729	67	120	187	6.2	104	6	28	48	18	27	283	9.4
15	Allen, Marcus	31-28	834	26.9	96-225	.427	11-55	.200	50-78	.641	13	59	72	2.3	62	0	61	50	2	40	253	8.2
02	Cartwright, Robert	31-12	765	24.7	74-209	.354	28-104	.269	32-42	.762	5	51	56	1.8	50	0	110	48	1	30	208	6.7
14	Sheffield, Marcus	31-5	587	18.9	66-182	.363	23-71	.324	52-64	.813	1	47	48	1.5	39	0	48	38	2	26	207	6.7
30	Verhoeven, Grant	30-10	379	12.6	42-81	.519	5-13	.385	24-33	.727	33	40	73	2.4	69	3	5	13	7	11	113	3.8
20	Sharma, Josh	31-0	416	13.4	41-105	.390	6-22	.273	13-29	.448	25	64	89	2.9	80	3	4	22	34	8	101	3.3
01	Sanders, Christian	31-17	532	17.2	29-71	.408	11-23	.478	25-38	.658	3	57	60	1.9	54	1	103	55	3	14	94	3.0
21	Walker, Cameron	14-0	100	7.1	4-11	.364	0-1	.000	11-16	.688	7	18	25	1.8	14	0	3	8	1	3	19	1.4
03	Allen, Malcolm	11-0	40	3.6	4-6	.667	0-1	.000	0-0	.000	0	5	5	0.5	3	0	1	1	0	2	8	0.7
33	Stanback, Trevor	16-0	91	5.7	3-17	.176	0-0	.000	4-14	.286	7	4	11	0.7	8	0	6	5	3	3	10	0.6
13	Pagon, Blake	5-0	10	2.0	0-2	.000	0-1	.000	2-2	1.000	1	1	2	0.4	0	0	0	1	0	1	2	0.4
00	Herenton, Rodney	5-0	5	1.0	1-4	.250	0-1	.000	0-2	.000	0	0	0	0.0	0	0	0	2	0	0	2	0.4
12	Hanson, Josh	4-0	5	1.3	0-1	.000	0-1	.000	0-0	.000	0	0	0	0.0	0	0	0	0	0	0	0	0.0
Team											38	53	91				9					
Total.....		31	6225		772-1753	.440	157-490	.320	461-676	.682	316	751	1067	34.4	604	15	421	399	79	211	2162	69.7
Opponents.....		31	6225		751-1691	.444	258-676	.382	444-640	.694	280	750	1030	33.2	586	15	440	444	114	192	2204	71.1

TEAM STATISTICS	STANFORD	OPP	Date	Opponent	Score	Att.		
SCORING	2162	2204	11/12/16	vs Harvard	w 80-70	7196		
Points per game	69.7	71.1	11/15/16	CSUN	w 96-69	2801		
Scoring margin	-1.4	-	11/17/16	WEBER STATE	w 67-49	3005		
FIELD GOALS-ATT	772-1753	751-1691	11/20/16	CSU	w 56-49	4661		
Field goal pct	.440	.444	11/24/16	vs MIAMI	L 53-67	2436		
3 POINT FG-ATT	157-490	258-676	11/25/16	vs INDIANA STATE	w 65-62	1876		
3-point FG pct	.320	.382	11/27/16	vs SETON HALL	w 66-52	1216		
3-pt FG made per game	5.1	8.3	11/30/16	SAINT MARY'S	L 51-66	4079		
FREE THROWS-ATT	461-676	444-640	12/03/16	at Kansas	L 74-89	16300		
Free throw pct	.682	.694	12/16/16	CAL STATE EAST BAY	w 79-55	3186		
F-Throws made per game	14.9	14.3	12/19/16	at SMU	L 49-72	6923		
REBOUNDS	1067	1030	12/22/16	IDAHO	w 86-80	3287		
Rebounds per game	34.4	33.2	* 12/30/16	ARIZONA STATE	L 93-98	3595		
Rebounding margin	+1.2	-	* 1/1/17	ARIZONA	L 52-91	4396		
ASSISTS	421	440	* 01/05/17	at USC	L 56-72	4092		
Assists per game	13.6	14.2	* 01/08/17	at UCLA	L 75-89	13659		
TURNOVERS	399	444	* 1/12/17	WASHINGTON STATE	w 84-54	3491		
Turnovers per game	12.9	14.3	* 1/14/17	WASHINGTON	w 76-69	3673		
Turnover margin	+1.5	-	* 1/19/17	at Oregon State	w 62-46	4585		
Assist/turnover ratio	1.1	1.0	* 01-21-17	at Oregon	L 52-69	12364		
STEALS	211	192	* 1/29/17	at CAL	L 55-66	11877		
Steals per game	6.8	6.2	* 2/2/17	COLORADO	L 74-81	3849		
BLOCKS	79	114	* 2/4/17	UTAH	w 81-75	4447		
Blocks per game	2.5	3.7	* 02/08/17	at ARIZONA	L 67-74	14644		
ATTENDANCE	57856	133598	* 02-11-17	at ARIZONA STATE	L 69-75	8206		
Home games-Avg/Game	15-3857	11-10275	* 2/17/17	CAL	w 73-68	4870		
Neutral site-Avg/Game	-	5-4114	* 2/22/17	OREGON STATE	w 79-66	3007		
			* 2/25/17	OREGON	L 73-75	5509		
Score by Periods	1st	2nd	OT	Totals				
STANFORD	1045	1110	7	2162	* 3/2/17	at Colorado	L 72-91	8008
Opponents	1061	1126	17	2204	* 03/04/17	at UTAH	L 59-67	12370
					03/08/17	vs ARIZONA STATE	Lot 88-98	7846



2016-17 Stanford Basketball STANFORD Combined Team Statistics (as of Nov 09, 2017) Conference games

RECORD:	OVERALL	HOME	AWAY	NEUTRAL
ALL GAMES	6-12	5-4	1-8	0-0
CONFERENCE	6-12	5-4	1-8	0-0
NON-CONFERENCE	0-0	0-0	0-0	0-0

#	Player	gp-gs	min	avg	Total			3-Point		F-Throw		Rebounds				pf	dq	a	to	blk	stl	pts	avg
					fg-fga	fg%	3fg-fga	3fg%	ft-fta	ft%	off	def	tot	avg									
22	Travis, Reid	14-14	403	28.8	97-170	.571	0-1	.000	40-69	.580	46	66	112	8.0	36	1	8	30	3	8	234	16.7	
11	Pickens, Dorian	18-18	535	29.7	68-164	.415	39-106	.368	46-67	.687	10	44	54	3.0	36	1	18	18	2	24	221	12.3	
15	Allen, Marcus	18-16	532	29.6	74-155	.477	7-36	.194	38-60	.633	8	32	40	2.2	38	0	39	35	1	29	193	10.7	
10	Humphrey, Michael	17-15	451	26.5	71-152	.467	4-17	.235	30-41	.732	47	78	125	7.4	66	5	21	28	12	16	176	10.4	
14	Sheffield, Marcus	18-4	325	18.1	41-109	.376	16-47	.340	33-40	.825	0	28	28	1.6	22	0	22	23	2	9	131	7.3	
02	Cartwright, Robert	18-11	467	25.9	44-128	.344	18-67	.269	17-25	.680	2	34	36	2.0	30	0	76	29	1	13	123	6.8	
20	Sharma, Josh	18-0	275	15.3	24-62	.387	4-10	.400	10-20	.500	18	38	56	3.1	48	2	2	11	21	3	62	3.4	
30	Verhoeven, Grant	17-7	209	12.3	18-38	.474	3-7	.429	9-15	.600	16	16	32	1.9	41	2	2	6	4	6	48	2.8	
01	Sanders, Christian	18-5	278	15.4	13-32	.406	7-11	.636	13-23	.565	2	20	22	1.2	28	0	52	31	0	8	46	2.6	
21	Walker, Cameron	6-0	44	7.3	2-5	.400	0-0	.000	4-4	1.000	3	9	12	2.0	7	0	0	5	0	3	8	1.3	
33	Stanback, Trevor	10-0	55	5.5	3-10	.300	0-0	.000	2-6	.333	4	4	8	0.8	3	0	3	3	3	2	8	0.8	
03	Allen, Malcolm	6-0	18	3.0	1-3	.333	0-1	.000	0-0	.000	0	3	3	0.5	2	0	0	1	0	1	2	0.3	
00	Herenton, Rodney	2-0	2	1.0	0-0	.000	0-0	.000	0-2	.000	0	0	0	0.0	0	0	0	1	0	0	0	0.0	
12	Hanson, Josh	1-0	1	1.0	0-0	.000	0-0	.000	0-0	.000	0	0	0	0.0	0	0	0	0	0	0	0	0.0	
13	Pagon, Blake	2-0	5	2.5	0-1	.000	0-0	.000	0-0	.000	0	0	0	0.0	0	0	0	1	0	1	0	0.0	
Team											27	34	61				6						
Total.....		18	3600		456-1029	.443	98-303	.323	242-372	.651	183	406	589	32.7	357	11	243	228	49	123	1252	69.6	
Opponents.....		18	3600		445-969	.459	166-409	.406	270-389	.694	172	447	619	34.4	325	6	280	269	65	109	1326	73.7	

TEAM STATISTICS	STANFORD	OPP	Date	Opponent	Score	Att.
SCORING	1252	1326	* 12/30/16	ARIZONA STATE	L 93-98	3595
Points per game	69.6	73.7	* 1/1/17	ARIZONA	L 52-91	4396
Scoring margin	-4.1	-	* 01/05/17	at USC	L 56-72	4092
FIELD GOALS-ATT	456-1029	445-969	* 01/08/17	at UCLA	L 75-89	13659
Field goal pct	.443	.459	* 1/12/17	WASHINGTON STATE	w 84-54	3491
3 POINT FG-ATT	98-303	166-409	* 1/14/17	WASHINGTON	w 76-69	3673
3-point FG pct	.323	.406	* 1/19/17	at Oregon State	w 62-46	4585
3-pt FG made per game	5.4	9.2	* 01-21-17	at Oregon	L 52-69	12364
FREE THROWS-ATT	242-372	270-389	* 1/29/17	at CAL	L 55-66	11877
Free throw pct	.651	.694	* 2/2/17	COLORADO	L 74-81	3849
F-Throws made per game	13.4	15.0	* 2/4/17	UTAH	w 81-75	4447
REBOUNDS	589	619	* 02/08/17	at ARIZONA	L 67-74	14644
Rebounds per game	32.7	34.4	* 02-11-17	at ARIZONA STATE	L 69-75	8206
Rebounding margin	-1.7	-	* 2/17/17	CAL	w 73-68	4870
ASSISTS	243	280	* 2/22/17	OREGON STATE	w 79-66	3007
Assists per game	13.5	15.6	* 2/25/17	OREGON	L 73-75	5509
TURNOVERS	228	269	* 3/2/17	at Colorado	L 72-91	8008
Turnovers per game	12.7	14.9	* 03/04/17	at UTAH	L 59-67	12370
Turnover margin	+2.3	-				
Assist/turnover ratio	1.1	1.0				
STEALS	123	109				
Steals per game	6.8	6.1				
BLOCKS	49	65				
Blocks per game	2.7	3.6				
ATTENDANCE	36837	89805				
Home games-Avg/Game	9-4093	9-9978				
Neutral site-Avg/Game	-	0-0				

* = Conference game

Score by Periods	1st	2nd	Totals
STANFORD	601	651	1252
Opponents	638	688	1326



2016-17 Stanford Basketball
STANFORD Team High/Low Analysis (as of Nov 09, 2017)
All games

STANFORD - TEAM GAME HIGHS

POINTS	96	CSUN (11/15/16)
	93	ARIZONA STATE (12/30/16)
	88	vs ARIZONA STATE (03/08/17)
	86	IDAHO (12/22/16)
	84	WASHINGTON STATE (1/12/17)
FIELD GOALS MADE	35	CSUN (11/15/16)
	34	vs ARIZONA STATE (03/08/17)
	34	WASHINGTON STATE (1/12/17)
FIELD GOAL ATTEMPTS	74	at UCLA (01/08/17)
	73	vs ARIZONA STATE (03/08/17)
FIELD GOAL PERCENTAGE	.571 (32-56)	OREGON STATE (2/22/17)
	.553 (26-47)	CAL STATE EAST BAY (12/16/16)
3 PT FIELD GOALS MADE	11	IDAHO (12/22/16)
	10	vs ARIZONA STATE (03/08/17)
3 PT FG ATTEMPTS	29	vs ARIZONA STATE (03/08/17)
	24	ARIZONA STATE (12/30/16)
3 PT FG PERCENTAGE	.563 (9-16)	WASHINGTON STATE (1/12/17)
	.563 (9-16)	CSUN (11/15/16)
FREE THROWS MADE	30	at Kansas (12/03/16)
	29	CAL (2/17/17)
	29	vs Harvard (11/12/16)
FREE THROW ATTEMPTS	43	vs Harvard (11/12/16)
	40	CAL (2/17/17)
FREE THROW PERCENTAGE	.941 (16-17)	vs SETON HALL (11/27/16)
	.815 (22-27)	vs INDIANA STATE (11/25/16)
REBOUNDS	49	at ARIZONA STATE (02-11-17)
	47	vs INDIANA STATE (11/25/16)
ASSISTS	23	vs ARIZONA STATE (03/08/17)
	20	ARIZONA STATE (12/30/16)
STEALS	13	OREGON STATE (2/22/17)
	13	vs SETON HALL (11/27/16)
BLOCKED SHOTS	7	WASHINGTON (1/14/17)
	5	at UTAH (03/04/17)
	5	ARIZONA STATE (12/30/16)
	5	vs INDIANA STATE (11/25/16)
TURNOVERS	21	at ARIZONA STATE (02-11-17)
	21	at USC (01/05/17)
FOULS	28	vs Harvard (11/12/16)
	26	COLORADO (2/2/17)
	26	at CAL (1/29/17)
	26	ARIZONA STATE (12/30/16)



2016-17 Stanford Basketball
STANFORD High/Low Analysis (as of Nov 09, 2017)
All games

Opponent - GAME HIGHS

POINTS	98	vs ARIZONA STATE (03/08/17)
	98	ARIZONA STATE (12/30/16)
	91	at Colorado (3/2/17)
	91	ARIZONA (1/1/17)
	89	at UCLA (01/08/17)
	89	at Kansas (12/03/16)
FIELD GOALS MADE	35	at Colorado (3/2/17)
	33	vs ARIZONA STATE (03/08/17)
FIELD GOAL ATTEMPTS	66	vs INDIANA STATE (11/25/16)
	65	WASHINGTON (1/14/17)
FIELD GOAL PERCENTAGE	.625 (30-48)	ARIZONA (1/1/17)
	.565 (35-62)	at Colorado (3/2/17)
3 PT FIELD GOALS MADE	13	ARIZONA STATE (12/30/16)
	13	IDAHO (12/22/16)
3 PT FG ATTEMPTS	32	at ARIZONA STATE (02-11-17)
	29	CAL (2/17/17)
3 PT FG PERCENTAGE	.714 (10-14)	ARIZONA (1/1/17)
	.550 (11-20)	at UCLA (01/08/17)
FREE THROWS MADE	33	ARIZONA STATE (12/30/16)
	25	at ARIZONA (02/08/17)
FREE THROW ATTEMPTS	43	ARIZONA STATE (12/30/16)
	31	at CAL (1/29/17)
FREE THROW PERCENTAGE	.913 (21-23)	ARIZONA (1/1/17)
	.880 (22-25)	vs ARIZONA STATE (03/08/17)
REBOUNDS	43	at UCLA (01/08/17)
	42	CAL (2/17/17)
ASSISTS	25	at Colorado (3/2/17)
	22	at UCLA (01/08/17)
STEALS	12	OREGON (2/25/17)
	10	at UTAH (03/04/17)
	10	at USC (01/05/17)
BLOCKED SHOTS	7	at UCLA (01/08/17)
	7	at SMU (12/19/16)
	7	at Kansas (12/03/16)
TURNOVERS	23	COLORADO (2/2/17)
	23	vs SETON HALL (11/27/16)
FOULS	31	CAL STATE EAST BAY (12/16/16)
	29	vs Harvard (11/12/16)



2016-17 Stanford Basketball
STANFORD Player High/Low Analysis (as of Nov 09, 2017)
All games

STANFORD - INDIVIDUAL GAME HIGHS

Points	35		Sheffield, Marcus vs ARIZONA STATE (12/30/16)
	29		Travis, Reid at Kansas (12/03/16)
	27		Travis, Reid vs Oregon (2/25/17)
	27		Humphrey, Michael at UCLA (01/08/17)
	26		Travis, Reid at ARIZONA (02/08/17)
	26		Travis, Reid vs UTAH (2/4/17)
Field Goals Made	11		Travis, Reid at ARIZONA (02/08/17)
	11		Travis, Reid vs UTAH (2/4/17)
	11		Sheffield, Marcus vs ARIZONA STATE (12/30/16)
Field Goal Att.	22		Humphrey, Michael at UCLA (01/08/17)
	19		Travis, Reid at ARIZONA (02/08/17)
FG Pct (min 5 made)	.900	(9-10)	Travis, Reid vs CAL STATE EAST BAY (12/16/16)
	.833	(5-6)	Humphrey, Michael at Colorado (3/2/17)
3-Point FG Made	7		Pickens, Dorian vs IDAHO (12/22/16)
	6		Pickens, Dorian vs Oregon (2/25/17)
3-Point FG Att.	12		Pickens, Dorian vs ARIZONA STATE (03/08/17)
	10		Pickens, Dorian vs IDAHO (12/22/16)
3-Pt FG Pct (min 2 made)	1.000	(2-2)	Sanders, Christian at Colorado (3/2/17)
	.750	(6-8)	Pickens, Dorian vs Oregon (2/25/17)
	.750	(3-4)	Cartwright, Robert vs UTAH (2/4/17)
	.750	(3-4)	Sheffield, Marcus vs CSUN (11/15/16)
Free Throws Made	19		Travis, Reid at Kansas (12/03/16)
	10		Pickens, Dorian vs CAL (2/17/17)
	10		Travis, Reid vs Harvard (11/12/16)
Free Throw Att.	22		Travis, Reid at Kansas (12/03/16)
	19		Travis, Reid vs Harvard (11/12/16)
FT Pct (min 3 made)	1.000	(9-9)	Sheffield, Marcus vs ARIZONA STATE (12/30/16)
	1.000	(9-9)	Travis, Reid vs INDIANA STATE (11/25/16)
	1.000	(6-6)	Pickens, Dorian vs WASHINGTON (1/14/17)
	1.000	(6-6)	Pickens, Dorian vs SETON HALL (11/27/16)
	1.000	(5-5)	Cartwright, Robert vs IDAHO (12/22/16)
	1.000	(5-5)	Sheffield, Marcus vs CAL STATE EAST BAY (12/16/16)
	1.000	(4-4)	Humphrey, Michael at CAL (1/29/17)
	1.000	(4-4)	Sheffield, Marcus vs WASHINGTON (1/14/17)
	1.000	(4-4)	Pickens, Dorian vs CAL STATE EAST BAY (12/16/16)
	1.000	(4-4)	Verhoeven, Grant vs Harvard (11/12/16)
	1.000	(3-3)	Travis, Reid at CAL (1/29/17)
Rebounds	17		Travis, Reid vs Harvard (11/12/16)
	15		Travis, Reid vs WEBER STATE (11/17/16)
Assists	9		Cartwright, Robert at UCLA (01/08/17)
	8		Sanders, Christian vs ARIZONA STATE (03/08/17)
	8		Sanders, Christian vs ARIZONA STATE (12/30/16)
Steals	4		Pickens, Dorian vs Oregon State (2/22/17)
	4		Pickens, Dorian vs UTAH (2/4/17)
	4		Allen, Marcus vs Colorado (2/2/17)
Blocked Shots	4		Humphrey, Michael vs CSU (11/20/16)
	3		Sharma, Josh at UTAH (03/04/17)
	3		Sharma, Josh at Oregon State (1/19/17)
	3		Humphrey, Michael vs WASHINGTON (1/14/17)
	3		Sharma, Josh vs WASHINGTON (1/14/17)

