



COWBOY BASKETBALL

OPENING ROUND OPPONENT

Opponent: [3] Stanford (19-15, 11-7 Pac-12)
Date / Tipoff: March 19, 2018 / 6 p.m. CT
Site: Gallagher-Iba Arena (Capacity: 13,611)
Series: OSU leads 2-1 (1-0 in GIA)
Tickets: okstate.com/tickets or 877-ALL-4-OSU
TV: ESPNU (Mike Corey, John Thompson III)
Radio: Cowboy Radio Network (Dave Hunziker, John Holcomb)
Satellite Radio: None
Live Stats: okstate.statbroadcast.com

2017-18 TEAM STATS/NCAA RANKING

Category	NCAA Rank	Value	NCAA Rank	Value
Scoring Offense	90	76.5	102	76.2
Scoring Defense	188	72.9	247	75.0
Scoring Margin	121	+3.6	176	+1.1
Field-Goal Percentage	238	43.5	89	46.3
Field-Goal Percentage Defense	158	43.6	156	43.6
Three-Point Field-Goal Percentage	204	34.4	75	37.3
Three-Point FG% Defense	295	37.0	185	35.0
Free-Throw Percentage	29	76.3	287	68.4
Rebound Margin	100	+2.2	37	+5.4
Assists Per Game	136	14.1	170	13.6
Assist/Turnover Ratio	186	+1.06	272	+0.92
Blocked Shots Per Game	85	4.0	143	3.5
Steals Per Game	113	6.6	277	5.3
Turnover Margin	99	+1.1	330	-3.1
Offensive Rebounds	23	12.59	108	11.06
Turnovers Forced	71	14.47	282	11.74

OKLAHOMA STATE SCHEDULE/RESULTS

Date	Opponent	Time/Result	TV
Nov. 10	Pepperdine	W 78-47	FCS
Nov. 13	Charlotte	W 83-65	Fox-Plus
Nov. 16	Oral Roberts	W 91-48	Fox-Plus
Nov. 20	vs. 16/19 Texas A&M @	L 55-72	ESPN2
Nov. 21	vs. Pittsburgh @	W 73-67	ESPNU
Nov. 26	Houston Baptist	W 101-74	FSOK
Nov. 29	Austin Peay	W 79-63	Fox-Plus
Dec. 3	Mississippi Valley State	W 83-62	FSOK
Dec. 9	6/6 Wichita State	L 66-78	ESPN2
Dec. 16	vs. 19/19 Florida State #	W 71-70	FS2
Dec. 19	Tulsa	W 71-59	FSOK
Dec. 22	UT-Rio Grande Valley	W 102-83	FSOK
Dec. 29	7/7 West Virginia *	L 79-85	ESPNU
Jan. 3	at 7/7 Oklahoma *	L 89-109	ESPNU
Jan. 6	Iowa State *	W 96-87 OT	ESPNU
Jan. 10	at Kansas State *	L 82-86	ESPNews
Jan. 13	Texas *	W 65-64	ESPNews
Jan. 15	at Baylor *	L 60-76	ESPNU
Jan. 20	4/6 Oklahoma *	W 83-81 OT	ESPN
Jan. 23	at 14/14 Texas Tech *	L 70-75	ESPNews
Jan. 27	at Arkansas %	L 65-66	ESPN2
Jan. 30	TCU *	L 66-79	ESPNU
Feb. 3	at 7/7 Kansas *	W 84-79	CBS
Feb. 6	Baylor *	L 56-67	ESPNU
Feb. 10	at 19/17 West Virginia *	W 88-85	ESPN
Feb. 14	Kansas State *	L 72-82	ESPNU
Feb. 17	at TCU *	L 70-90	ESPN2
Feb. 21	6/7 Texas Tech *	W 79-71	ESPNU
Feb. 24	at Texas *	L 64-65	LHN
Feb. 27	at Iowa State *	W 80-71	ESPNU
March 3	6/6 Kansas *	W 82-64	ESPN
March 7	[9] Oklahoma ^	W 71-60	ESPNU
March 8	[1] 9/9 Kansas ^	L 68-82	ESPN2
March 13	[7] Florida Gulf Coast !	W 80-68	ESPN2
March 19	[3] Stanford !	6 p.m.	ESPNU

* Big 12 Conference Game
 ^ Big 12 Championship • Sprint Center (Kansas City)
 ! National Invitation Tournament (Stillwater, Okla.)
 @ Legends Classic • Barclays Center (Brooklyn, N.Y.)
 # Orange Bowl Classic • BB&T Center (Sunrise, Fla.)
 % Big 12/SEC Challenge

2018 NATIONAL INVITATION TOURNAMENT ► SECOND ROUND GAME ► MARCH 19, 2018




[2] **OKLAHOMA STATE**
 20-14, 8-10 Big 12 ► Head Coach: Mike Boynton, Jr.



[3] **STANFORD**
 19-15, 11-7 Pac-12 ► Head Coach: Jerod Haase


OKLAHOMA STATE PROBABLE STARTERS



Point Guard
1 KENDALL SMITH | 6-3 | 190 | GR. | ANTIOCH, CALIF.

MIN.	PPG	RPG	APG	BPG	SPG	FG%	3FG%	FT%
26.8	12.7	3.1	2.9	0.0	1.0	40.8	38.4	68.4

► 2nd at OSU in +/- (196) ... 47.3 3fg% in Big 12 play ranked 2nd ... Since Jan 20: 15.7 ppg, 42.6 3fg%.



Guard
21 LINDY WATERS III | 6-6 | 205 | SO. | NORMAN, OKLA.

MIN.	PPG	RPG	APG	BPG	SPG	FG%	3FG%	FT%
26.9	8.7	3.6	1.8	0.4	0.8	45.2	37.8	76.9

► OSU leader in charges taken (17) ... 62.5 3fg% over last 7 games ... Plays positions 1-4 each game.



Guard
30 JEFFREY CARROLL | 6-6 | 220 | R-SR. | ROWLETT, TEXAS

MIN.	PPG	RPG	APG	BPG	SPG	FG%	3FG%	FT%
30.7	15.2	6.3	1.7	0.2	0.9	40.7	32.1	77.8

► 2x All-Big 12 selection ... 15.6 ppg in Big 12 play ranked 9th ... 1,381 career pts (18th at OSU).



Forward
12 CAMERON MCGRIFF | 6-7 | 220 | SO. | GRAND PRAIRIE, TEXAS

MIN.	PPG	RPG	APG	BPG	SPG	FG%	3FG%	FT%
23.9	8.6	5.4	0.9	0.6	0.8	49.5	40.4	86.0

► 86.0 ft% 51st in NCAA ... 4 18+ point games since Feb ... Last 6: 9.7 ppg, 5.7 rpg, 60.0 3fg%.



Forward
41 MITCHELL SOLOMON | 6-9 | 245 | SR. | BIXBY, OKLA.

MIN.	PPG	RPG	APG	BPG	SPG	FG%	3FG%	FT%
24.0	8.4	6.5	1.4	1.0	0.9	54.5	22.6	87.7

► Boynton: "He's our MVP" ... 3.1 O-Reb ranks 32nd NCAA ... 2X Academic All-Big 12 selection.

COWBOY RESERVES

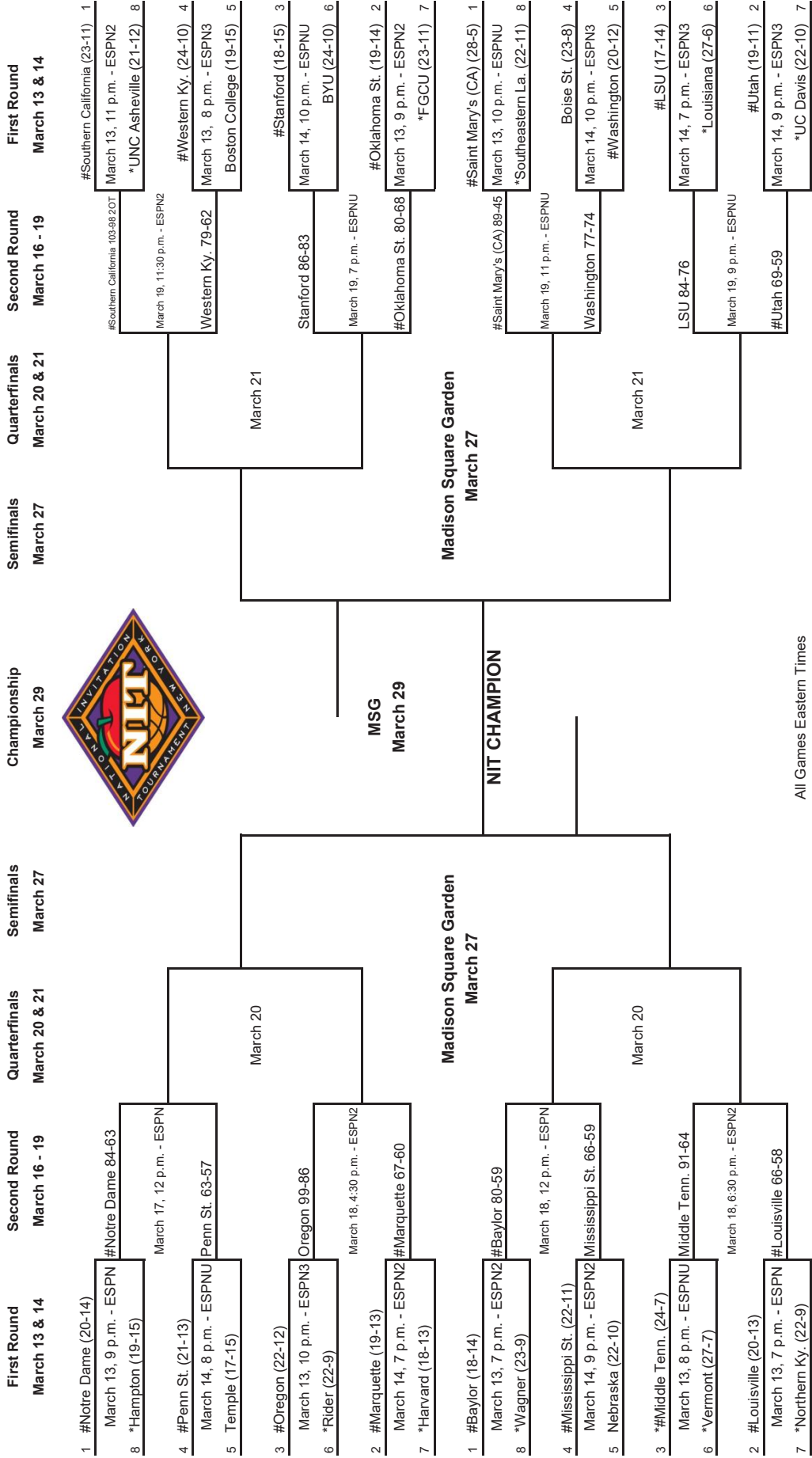
No.	Name	Pos	Ht	Wt	Class	Hometown	Points	Reb	Other
0	Brandon Averette	G	5-11	185	So.	Richardson, Texas	6.4	1.8	2.9 apg
4	Thomas Dziagwa	G	6-4	180	So.	Temple Terrace, Fla.	5.1	1.1	37.6 3fg%
5	Tavarius Shine	G/SF	6-6	200	Jr.	Irving, Texas	9.8	3.6	1.7 apg
14	Lucas N'Guessan	F/C	7-0	220	So.	De Lier, The Netherlands	1.4	1.9	0.4 bpg
23	Michael Weathers	G	6-2	170	So.	Roeland Park, Kan.	-	-	-
33	Trey Reeves	F	6-4	215	So.	Gans, Okla.	0.3	0.3	2.8 mpg
35	Yankuba Sima	F/C	6-11	225	Jr.	Girona, Spain	3.9	3.2	1.1 bpg

STANFORD PROBABLE STARTERS

No.	Name	Pos	Ht	Wt	Class	Hometown	Points	Reb	Other
1	Daejon Davis	G	6-3	175	Fr.	Seattle, Wash.	10.8	4.3	4.9 apg
11	Dorian Pickens	G	6-5	215	Sr.	Phoenix, Ariz.	15.3	3.8	41.4 3fg%
0	KZ Okpala	F	6-8	195	Fr.	Orange County, Calif.	10.1	3.8	1.9 apg
10	Michael Humphrey	F	6-9	245	Sr.	Phoenix, Ariz.	9.9	7.0	39.7 3fg%
22	Travis Reid	F	6-8	245	R-Jr.	Minneapolis, Minn.	19.6	8.7	1.4 apg



2018 NATIONAL INVITATION TOURNAMENT



© Copyright 2018 NIT, L.L.C.

* Automatic Qualifiers - Regular Season Conference Champions
 # Host Institution



COACH CAPSULE / ROSTER / MEDIA CALENDAR

HEAD COACH MIKE BOYNTON

First season | South Carolina, '03



► One of the nation's brightest up-and-coming coaches, Mike Boynton has taken the reigns of the Cowboy basketball program. Boynton helped engineer Oklahoma State's run to the NCAA Tournament as an assistant coach in 2016-17, was an architect of Stephen F. Austin's successful three year run and helped revitalize the South Carolina program as both a player and assistant.

► With over a dozen years of experience at the Division I level, Boynton has been a part of seven combined postseason runs as a coach and a player, including NCAA Tournament appearances in each of the last four years.

► His philosophy on life and the game of basketball can be summed up in his favorite saying – let's work – and his Cowboy teams will be a living embodiment of that, with hard-nosed defense and up-tempo attack.

THEY SAID IT

MIKE YOUNG, Wofford head coach

"What has impressed me most about him as a basketball coach is that he's got everything. He hasn't presented himself in the coaching field as just a recruiter or a defensive specialist – he's just a basketball coach."

GEORGE RAVELING, 22-year head coaching veteran

"I sincerely believe that Mike is in the category of what I like to call, 'the young, the best and the brightest.' There's no doubt in my mind that Oklahoma State will be richly rewarded on and off the court because of his presence."

PHIL FORTE III, former OSU guard

"He's a coach you want to play for. For players, he's a fun coach to be around; a fun coach to play for. That's very important in coaching, might be more important than the Xs and Os part, getting the players to want to play for that coach, play hard for him."

COACHING CAREER

Year	School	Role
2017-Pr.	Oklahoma State	Head Coach
2016-17	Oklahoma State	Asst. Coach
2013-16	Stephen F. Austin	Asst. Coach
2008-13	South Carolina	Asst. Coach
2007-08	Wofford	Assoc. HC
2005-07	Coastal Carolina	Asst. Coach
2004-05	Furman	Grad. Man.

THE BOYNTON FILE

- Birthday: Jan. 17, 1982
- Degree: African American Studies, '03
- Playing Career: South Carolina (2001-04)
- Academic Awards: SEC Community Service Post-Graduate Scholarship

NUMERICAL ROSTER

No.	Name	Pos	Ht	Wt	Class	Hometown / Previous
0	Brandon Averette	G	5-11	185	So.	Richardson, Texas / Richardson HS
1	Kendall Smith	G	6-3	190	Gr.	Antioch, Calif. / CSUN
4	Thomas Dziagwa	G	6-4	180	So.	Tampa, Fla. / Tampa Catholic HS
5	Tavarius Shine	G/F	6-6	200	R-Jr.	Irving, Texas / MacArthur HS (Fork Union Military)
12	Cameron McGriff	F	6-7	220	So.	Grand Prairie, Texas / South Grand Prairie HS
14	Lucas N'Guessan	F/C	7-0	220	So.	De Lier, Netherlands / Canarias Academy
21	Lindy Waters III	G	6-6	205	So.	Norman, Okla. / Norman North HS
23	Michael Weathers	G	6-2	170	So.	Roeland Park, Kan. / Miami (OH)
30	Jeffrey Carroll	G/F	6-6	220	R-Sr.	Rowlett, Texas / Rowlett HS
33	Trey Reeves	F	6-4	215	So.	Gans, Okla. / Muldrow HS
35	Yankuba Sima	F/C	6-11	225	Jr.	Girona, Spain / St. John's
41	Mitchell Solomon	F	6-9	250	Sr.	Bixby, Okla. / Bixby HS

ALPHABETICAL ROSTER

No.	Name	Pos	Ht	Wt	Class	Hometown / Previous
0	Brandon Averette	G	5-11	185	So.	Richardson, Texas / Richardson HS
30	Jeffrey Carroll	G/F	6-6	220	R-Sr.	Rowlett, Texas / Rowlett HS
4	Thomas Dziagwa	G	6-4	180	So.	Tampa, Fla. / Tampa Catholic HS
12	Cameron McGriff	F	6-7	220	So.	Grand Prairie, Texas / South Grand Prairie HS
14	Lucas N'Guessan	F/C	7-0	220	So.	De Lier, Netherlands / Canarias Academy
33	Trey Reeves	F	6-4	215	So.	Gans, Okla. / Muldrow HS
5	Tavarius Shine	G/F	6-6	200	R-Jr.	Irving, Texas / MacArthur HS (Fork Union Military)
35	Yankuba Sima	F/C	6-11	225	Jr.	Girona, Spain / St. John's
1	Kendall Smith	G	6-3	190	Gr.	Antioch, Calif. / CSUN
41	Mitchell Solomon	F	6-9	250	Sr.	Bixby, Okla. / Bixby HS
21	Lindy Waters III	G	6-6	205	So.	Norman, Okla. / Norman North HS
23	Michael Weathers	G	6-2	170	So.	Roeland Park, Kan. / Miami (OH)

COACHES

Head Coach: Mike Boynton, First season (South Carolina, '03)
 Assistant Coach: John Cooper, First Season (Wichita State, '91)
 Assistant Coach: David Kontaxis, First Season (South Florida, '00)
 Assistant Coach: Scott Sutton, First Season (Oklahoma State, '95)
 Assistant AD/Basketball: Lance Troester, First Season (Iowa State, '02)
 Director of Player Development: Keiton Page, Sixth season (Oklahoma State, '12)
 Video Coordinator: Dre Denbow, First season (Florida Gulf Coast, '14)
 Strength & Conditioning Coach: Jake Manzelmann, 12th season (Northeastern State, '00)
 Athletic Trainer: Kevin Blaske, 7th season (Missouri Southern, '86)

PRONUNCIATIONS

0	Brandon Averette	AA-vur-ette
4	Thomas Dziagwa	DZZ-awg-wuh
5	Tavarius Shine	tuh-VAR-iss
14	Lucas N'Guessan	guess-ON
35	Yankuba Sima	YAWN-coo-buh SEE-muh

WEEKLY MEDIA CALENDAR

12 Monday	13 Tuesday	14 Wednesday	15 Thursday	16 Friday	17 Saturday	18 Sunday
3-4:30 p.m. Practice	Game 34 NIT Opening Round vs. [7] FGCU	2:30 p.m. Practice in GIA	3:30 p.m. Practice in GIA	2 p.m. Individual Workouts	11:15 a.m. Media Availability	1 p.m. Practice in GIA
Media Availability Following Practice	TV: ESPN2					

COMMUNICATIONS CONTACT: STEPHEN HOWARD

Email: stephen.howard@okstate.edu ► Office: 405-744-7756 ► Cell: 817-793-5199 ► Twitter: @showardsid



GAME NOTES

THE BASICS

► No. 2 seed Oklahoma State (20-14, 8-10 Big 12) powered past its NIT opening round opponent, Florida Gulf Coast, with an 80-68 victory thanks to a 10-board rebounding advantage and 18 points from All-Big 12 guard Jeffrey Carroll. The Cowboys move on to face No. 3 Stanford, which held off BYU in an 86-83 thriller in Palo Alto on Wednesday. The Cardinal is powered by dynamic forward Reid Travis, a two-time All-Pac-12 selection, and head coach Jerod Hasse, a former Jayhawk standout. Cowboy point guard Kendall Smith grew up in Antioch, California, which is just 70 miles North of Stanford's campus.

IN THE POWER RANKINGS		
(as of March 14)	OSU	Stanford
API/Coaches Poll	NR/NR	NR/NR
NCAA RPI	88	86
Ken Pomeroy	55	85
Jeff Sagarin	47	79
ESPN BPI	58	98

ON THE AIR

► The matchup between the Cowboys and Cardinal will air Monday on ESPNU at 6 p.m. Central. Mike Corey and John Thompson III will handle the on-air duties. ESPN3.com and the WatchESPN app will carry the webcast. As always, Dave Hunziker and John Holcomb will have the Cowboy Radio Network call.

OKLAHOMA STATE SNAPSHOT



► Cowboy Quick Hitters

- The Cowboys are 14-4 in GIA this season, and can tie the school record for home wins at 15 with a victory over Stanford. OSU won 15 home games in 2013, 2010, 2007, 2004, 1992, 1989, and 1944.
- 5,305 Cowboy fans were in attendance for OSU's NIT opening round win over FGCU, which was

the fourth highest of the 16 opening round NIT games.

- The Cowboys appear to have a magic number when it comes to 3-pointers. OSU is 16-2 when it makes nine or more 3-pointers in a game, and 4-12 when it hits eight or less.
- OSU's win over FGCU secured the 36th 20-win season in program history.
- OSU ranks 32nd nationally and second in the Big 12 with a 76.2 percent clip from the free throw line. Every Cowboy with at least 50 attempts is shooting 68.9 percent or better from the stripe on the year.

► Mitch-A-Palooza

Mitchell Solomon just recorded his 15th double-digit scoring performances this season, which are the most by an OSU player listed 6-9 or taller since Fredrik Jonzen had 23 in 2001-02. Solomon was named AP All-Big 12 Conference honorable mention, and recently joined an exclusive club of Cowboys with 500 rebounds, 100 blocks and a career shooting percentage of 50.0 or better. Mike Boynton calls Solomon the team's MVP for his leadership, rebounding and hustle plays. Solomon, who ranks third in the Big 12 in offensive rebounds at 3.1 per game, has 304 career offensive boards to his credit, which ranks fourth in Cowboy basketball history.

THE OKLAHOMA STATE 500-100-50 CLUB

Name (Years)	Rebounds	Blocks	FG%
Leroy Combs (1980-83)	763	167	55.4
Joe Atkinson (1982-85)	570	215	50.0
Byron Houston (1989-92)	1,189	222	55.2
Bryant Reeves (1992-95)	1,152	194	58.5
Andre Williams (2000-03)	661	214	50.9
Ivan McFarlin (2002-05)	978	154	58.4
Michael Cobbins (2012-15)	587	164	53.6
Mitchell Solomon (2015-Pr)	602	110	51.1

► The OSU Postseason Resume

- Oklahoma State entered the postseason with five RPI Quadrant 1 wins, which tied for the 20th most nationally. OSU ranked second nationally in Q1 games played at 17.
- The Cowboy tied for the national lead with four wins over top-10 opponents and six total ranked victories. The four top-10 wins set a new school record. OSU is one of just eight teams to take down multiple ranked opponents in true road games.
- OSU won eight games over teams in the NCAA Tournament, which is the most among all teams to not make the field.
- Oklahoma State has seven wins over teams ranked in the top 54 of the current NCAA RPI system. Four of those seven wins came away from home.
- OSU has faced the nation's 27th-toughest schedule according to KenPom, and the NCAA RPI rates OSU's conference schedule as the fourth toughest nationally.
- OSU has faced eight Quadrant 4 opponents, but there is a bit of bad luck involved in that figure. The Cowboys faced Pittsburgh in the Legends Classic and couldn't have estimated the Panthers would have an RPI of 217. Pitt's five-year RPI average entering the 2017-18 season was 58.4. Oral Roberts (180.4), Charlotte (180.8) and Pepperdine (181.1) also showed much higher five-year RPI averages than their current ranking.

► All-Big 12 Conference Selection

Senior guard Jeffrey Carroll was named to the Phillips 66 All-Big 12 Conference third team. This was Carroll's second career All-Big 12 honor after earning second-team recognition as a junior. He ranks ninth in the league in scoring with 15.2 points per game and 10th in rebounding at 6.3 boards per game, which makes him one of two Big 12 players to rank among the top 10 in those two categories. He is one of just 14 players in school history - and one of just eight Cowboys listed 6-6 or shorter - to rank in the top 25 in school history in both career scoring and rebounding. The senior now ranks 18th in school history with 1,381 career points and is tied for 21st in rebounding with 570 career boards.

	BIG 12 STANDINGS		
	(As of March 13)		

School	Big 12	Overall	Pct.
Kansas	13 - 5	27 - 7	.794
Texas Tech	11 - 7	24 - 9	.727
West Virginia	11 - 7	24 - 10	.706
Kansas State	10 - 8	22 - 11	.667
TCU	9 - 9	21 - 11	.656
Oklahoma State	8 - 10	20 - 14	.588
Oklahoma	8 - 10	18 - 13	.581
Baylor	8 - 10	19 - 14	.576
Texas	8 - 10	19 - 14	.576
Iowa State	4 - 14	13 - 18	.419

BIG 12 QUICK HITTERS

- 35-of-85 Big 12 matchups were decided by 6-or-fewer points. Nine have gone to OT, including one in double OT. Fifty three games have been determined within 10 points.
- The Big 12 completed its regular season non-conference slate with a nation-leading .828 (106-22) win percentage. The Big East is the only other conference above .800 (.815). The Big 12's average of 81.3 points in non-league games also leads all conferences.
- The Big 12 was once again the top RPI conference on Selection Sunday. This marks five of the last eight seasons the Big 12 was the No. 1 conference at the end of the year.

BIG 12 BASKETBALL THIS WEEK

TUESDAY, MARCH 13

- NIT: [1] Baylor vs [8] Wagner, 6 p.m. - ESPN2
- NIT: [2] Oklahoma State vs [7] FGCU, 8 p.m. - ESPN2

THURSDAY, MARCH 15

- NCAA: [10] Oklahoma vs [7] Rhode Island, 11:15 a.m. - CBS
- NCAA: [1] Kansas vs [16] Penn, 1 p.m. - TBS
- NCAA: [3] Texas Tech vs [14] SFA, 6:27 p.m. - TruTV

FRIDAY, MARCH 16

- NCAA: [5] West Virginia vs [12] Murray State, 3 p.m. - TNT
- NCAA: [10] Texas vs [7] Nevada, 3:30 p.m. - TBS
- NCAA: [9] Kansas State vs [8] Creighton, 5:50 p.m. - TNT
- NCAA: [6] TCU vs Play-In Winner, 8:40 p.m. - CBS



GAME NOTES

INDIVIDUAL CAREER POSTSEASON STATISTICS (NIT & NCAA)

##	Player	GP	GS	Min	----TOTAL----			----3-PTS----			----REBOUNDS----				PF	FO	A	TO	Blk	Stl	Pts	Avg.				
					FG	FGA	Pct	3FG	FGA	Pct	Off	Def	Tot	Avg												
00	Averette, Brandon	2	0	22	11.0	4	8	.500	0	2	.000	0	0	.000	0	2	2	1.0	3	0	2	5	0	1	8	4.0
01	Smith, Kendall	1	1	34	34.0	1	11	.091	0	3	.000	5	8	.625	1	7	8	8.0	1	0	4	3	0	3	7	7.0
04	Dziagwa, Thomas	1	0	7	7.0	0	2	.000	0	2	.000	2	2	1.000	0	1	1	1.0	0	0	0	0	0	0	2	2.0
05	Shine, Tavarus	2	0	51	25.5	8	15	.533	5	10	.500	4	7	.571	3	8	11	5.5	4	0	2	5	1	1	25	12.5
12	McGriff, Cameron	2	1	36	18.0	3	6	.500	1	2	.500	1	2	.500	2	5	7	3.5	2	0	4	4	0	0	8	4.0
14	N'Guessan, Lucas	1	0	3	3.0	0	0	.000	0	0	.000	0	0	.000	0	1	1	1.0	0	0	0	0	0	0	0	0.0
21	Waters, Lindy	2	1	30	15.0	4	6	.667	2	3	.667	3	4	.750	0	3	3	1.5	2	0	1	0	0	0	13	6.5
30	Carroll, Jeffrey	2	2	64	32.0	9	19	.474	3	8	.375	16	17	.941	3	10	13	6.5	4	0	3	2	1	3	37	18.5
35	Sima, Yankuba	1	0	8	8.0	1	2	.500	0	0	.000	3	4	.750	0	0	0	0.0	3	0	0	1	0	0	5	5.0
41	Solomon, Mitchell	3	2	63	21.0	8	14	.571	1	2	.500	6	6	1.000	8	10	18	6.0	6	0	0	2	2	3	23	7.7

NOTING THE NATIONAL INVITATION TOURNAMENT

► Cowboys In The NIT

This is OSU's 12th appearance in the National Invitation Tournament, which is tied for the 40th most all-time. The Cowboys are 8-12 all-time in the NIT. Overall, this is Oklahoma State's 40th trip to the postseason (NIT or NCAA) and its first NIT appearance since 2011.

► NIT In Stillwater

The Cowboys are 5-1 in NIT games played in Gallagher-Iba Arena, with the lone loss coming in 2008 against Marist. OSU took down Boise State in the opening round in 1989, as well as Tulsa in 1990, Tulane in 1997 and Harvard in 2011.

► Seeding Talk

OSU earned a No. 2 seed in the 2018 NIT, which matches its highest ever seeding. This marks the fifth time OSU has advanced past the first round of the NIT since the event expanded to 32 teams. A win over Stanford would give OSU a second win in the NIT for the first time.

► Deep NIT Runs

Oklahoma State participated in the first NIT in 1938, and owns a pair of third place NIT finishes - 1938 and 1940 - and a fourth place finish in 1944. The Cowboys advanced to Madison Square Garden four times, and have a 3-5 NIT record in the building.

► First NIT Appearance For Current Cowboys

This is the first NIT appearance for all current members of the Oklahoma State roster, but the squad is no stranger to postseason play. The Cowboys advanced to the NCAA Tournament last season, and it is the third postseason appearance for Cowboy big man Mitchell Solomon. The senior also played in the 2015 NCAA Tournament.

STREAKS & TRENDS

► Cowboy Individual Streaks

- **Lindy Waters** has hit 13 of his last 21 (.619) 3-point attempts over the last six games
- **Jeffrey Carroll** has reached double-figures scoring in 52 of his last 63 games played.
- **Kendall Smith** has reached double figures in scoring in 12 of his last 14 games, and is averaging 16.4 points on 44.8 percent shooting from 3-point over that span.
- **Cameron McGriff** has four games of 18 or more points since the start of February.
- Over his last nine games, **Cameron McGriff** has hit 37-of-40 (.925) free throws.
- **Mitchell Solomon** has either scored in double figures or grabbed nine or more rebounds in each of the last five games.
- It took 53 career games, but **Thomas Dziagwa** finally missed a free throw. The sophomore had hit his first 21 career shots from the line, including all 11 this season, before missing at TCU. Dziagwa is now 25-of-26 (.962) for his career.

► Bounce-Back Player

Jeffrey Carroll has been held to single digits in scoring just 11 times in the last two seasons. Each time he was held under 10 points he responded with a monster performance. In those bounce-back games, Carroll is averaging 20.8 points on 50.0 percent shooting, including a 46.2 percent clip from 3-point.

► With A Win, Oklahoma State would ...

- Tie the school record with 15 home wins this season.
- Win a second straight NIT game for the first time in school history.
- Advance to the third round of the NIT, and would take on the winner of No. 1 USC and No. Western Kentucky.
- Extend its lead in the overall series with Stanford to 3-1.
- Move to 6-1 in NIT games played in Gallagher-Iba Arena.
- Move to 9-12 all-time in NIT play and 47-39 all-time in postseason play (NCAA + NIT).
- Secure the 799th all-time win in Gallagher-Iba Arena.

NOTING THE PROGRAM

The Oklahoma State basketball program has a proud history that includes the following:

- 28 NCAA tournament appearances
- Two NCAA championships (1945 and 1946)
- Six Final Fours
- 11 Elite Eights
- 11 Sweet 16s
- 21 Conference Championships
- 34 All-America Selections
- Nine consensus All-Americans
- Seven conference players of the year
- 28 players in the NBA

MOST NCAA CHAMPIONSHIPS

1.	11	UCLA
2.	8	Kentucky
3.	6	North Carolina
4.	5	Duke
	5	Indiana
6.	4	Connecticut
7.	3	Kansas
	3	Louisville
9.	2	Oklahoma State
	2	Cincinnati
	2	Florida
	2	Michigan State
	2	North Carolina State
	2	San Francisco
	2	Villanova

MOST FINAL FOUR APPEARANCES

1.	20	North Carolina
2.	17	UCLA
	17	Kentucky
4.	16	Duke
5.	14	Kansas
6.	10	Ohio State
7.	9	Michigan State
	9	Louisville
9.	8	Indiana
10.	6	Oklahoma State
		Arkansas
		Cincinnati
		Syracuse



GAME NOTES

	LAST TIME OUT March 13, 2018 Stillwater, Okla.
	[7] FLORIDA GULF COAST 68
[2] OKLAHOMA STATE	80

QUICK HITTERS

- ▶ Jeffrey Carroll scored 12 of his 18 points at the free-throw line and OSU made 32 at the stripe to beat Florida Gulf Coast, 80-68, in the NIT opener.
- ▶ Oklahoma State led by 17 points at the end of the third quarter but Dinero Mercurius' 3-pointer from the corner pulled FGCU within 70-63 with 4:16 remaining. OSU answered with four straight free throws and led by at least nine the rest of the way.
- ▶ Mitchell Solomon and Tavaris Shine each added 13 points for the Cowboys. Solomon was one rebound shy of his third double-double of the year.
- ▶ Zach Johnson scored 23 points and Brandon Goodwin scored 18 points to break his own single-season scoring record at 632. The duo combined to take 39 of FGCU's 60 field-goal attempts.
- ▶ This victory secured the 36th 20-win season in OSU history.

QUOTABLE COWBOY

Boynton on motivating his team to play in the NIT ...
 ▶ "I don't know if I can take any credit for it. Certainly my staff had to do a lot of psychological work here the last couple of days making sure the guys knew there was still a great opportunity to go out and play and represent themselves, their families, this program, this university. So credit goes to the assistant coaches and the support staff and certainly the most credit goes to the players."

VISITORS: FGCU (23-12)

#	Player	tot-fg		3-pt		rebounds				tp	a	to	blk	s	min			
		fg	fga	fga	fga	ft	fta	of	de							pf		
24	GILMORE, Michael	f	2	6	1	4	2	2	0	7	7	4	7	0	6	2	1	25
32	SIMMONS, Antravious	f	1	2	0	0	0	0	0	1	1	5	2	2	1	0	2	20
00	GOODWIN, Brandon	g	7	20	1	7	3	4	0	6	6	4	18	5	2	0	1	38
05	JOHNSON, Zach	g	7	19	3	8	6	8	0	4	4	4	23	2	4	0	2	35
11	TERRELL, Christian	g	3	6	3	4	0	0	1	3	4	3	9	1	1	0	0	31
13	SCOTT Jr, RaySean	f	1	3	0	1	0	0	0	2	2	3	2	0	2	0	1	12
15	DOYLE, Ricky	g	0	1	0	0	1	2	3	2	5	3	1	0	0	0	0	15
21	ERNST, Brady	f	0	0	0	0	0	0	0	0	0	0	0	0	0	0	0	1
23	CARLYLE, Christian	g	0	0	0	0	0	0	0	0	1	1	0	0	1	0	1	4
38	THOMAS, Brian	g	0	0	0	0	0	2	0	1	1	0	0	0	0	0	0	3
31	MERCURIUS, Dinero	f	2	3	2	3	0	0	0	1	1	4	6	1	1	0	0	16
	TEAM																	
	Totals.....		23	60	10	27	12	18	7	31	38	31	68	11	18	2	8	200

TOTAL FG%	1st Half: 10-24 41.7%	2nd Half: 13-36 36.1%	Game: 38.3%	DEADBALL
3-Pt. FG%	1st Half: 4-10 40.0%	2nd Half: 6-17 35.3%	Game: 37.0%	REBOUNDS
F Throw %	1st Half: 2-4 50.0%	2nd Half: 10-14 71.4%	Game: 66.7%	1

HOME TEAM: Oklahoma State (20-14)

#	Player	tot-fg		3-pt		rebounds				tp	a	to	blk	s	min			
		fg	fga	fga	fga	ft	fta	of	de							pf		
12	McGriff, Cameron	f	1	4	1	2	1	2	1	4	5	1	4	3	3	0	29	
41	Solomon, Mitchell	f	3	7	1	2	6	6	3	6	9	2	13	0	1	1	27	
01	Smith, Kendall	g	1	11	0	3	5	8	1	7	8	1	7	4	3	0	34	
21	Waters, Lindy	g	4	6	2	3	0	1	0	3	3	2	10	1	0	0	23	
30	Carroll, Jeffrey	g	3	11	0	4	12	13	3	5	8	2	18	3	1	0	29	
00	Averette, Brandon	g	4	8	0	2	0	0	0	2	2	1	8	1	3	0	14	
04	Dziagwa, Thomas	g	0	2	0	2	2	2	0	1	1	0	2	0	0	0	7	
05	Shine, Tavaris	f	4	8	2	4	3	5	2	5	7	2	13	0	2	1	26	
14	N'Guessan, Lucas	g	0	0	0	0	0	0	0	1	1	0	0	0	0	0	3	
35	Sima, Yankuba	f	1	2	0	0	3	4	0	0	0	3	5	0	1	0	8	
	TEAM																	
	Totals.....		21	59	6	22	32	41	13	35	48	14	80	12	14	2	8	200

TOTAL FG%	1st Half: 11-33 33.3%	2nd Half: 10-26 38.5%	Game: 35.6%	DEADBALL
3-Pt. FG%	1st Half: 4-14 28.6%	2nd Half: 2-8 25.0%	Game: 27.3%	REBOUNDS
F Throw %	1st Half: 11-14 78.6%	2nd Half: 21-27 77.8%	Game: 78.0%	3

Officials: Rodrick Dixon, Chance Moore, Kerby Sitton
 Technical fouls: FGCU-TEAM, Oklahoma State-None.
 Attendance: 5305

Score by Periods	1st	2nd	3rd	4th	Final
FGCU	11	15	17	25	68
Oklahoma State	14	23	23	20	80

Points in the paint-OSU 30, KU 40. Points off turnovers-OSU 16, KU 20.
 2nd chance points-OSU 19, KU 15. Fast break points-OSU 3, KU 18.
 Bench points-OSU 15, KU 10. Score tied-4 times. Lead changed-9 times.
 Last FG-OSU 2nd-01:59, KU 2nd-00:15.
 Largest lead-OSU by 10 1st-11:28, KU by 16 2nd-08:09.
 OSU led for 11:02. KU led for 27:02. Game was tied for 01:56.

▶ OSU is at its best when it ...

- Out-shoots its opponent (16-2).
- Out-rebounds its opponent (15-4).
- Holds its opponent under 42 percent shooting (15-2).
- Holds its opponent to 70 points or less (12-3).

COWBOY QUICK HITTERS

▶ About The Wins In Lawrence & Morgantown

- Kendall Smith and Cameron McGriff both posted monster performances to lead OSU to road wins over No. 7 Kansas and No. 19 West Virginia. Smith posted 24 points in Lawrence and 20 points in Morgantown, while McGriff racked up 20 points and nine rebounds in both games.
- Smith scored OSU's final six points in the win at Kansas and was the facilitator in OSU's comeback against WVU. All three of Smith's assists came in the closing 2:05 and his jumper with 1:06 remaining tied the game against the Mountaineers.
- OSU joined Iowa State as the only programs to win twice in Lawrence during the Bill Self era (231-13 in AFH), but no program has beaten Kansas more over the last 10 years than Oklahoma State - seven wins since 2008.
- OSU head coach Mike Boynton became just the fifth first-year head coach to win in Allen Fieldhouse and the first since Bill Frieder's Michigan squad won in Lawrence on Dec. 3, 1980.
- The Cowboys are the only team to win in Morgantown in each of the last two seasons.

▶ Three-Point Streak Continues

OSU has made at least one three-pointer in 582 consecutive games dating back to Jan. 13, 2001, which is the 24th longest current streak in college basketball.

▶ Tourney Town

The Cowboys have advanced to the NCAA Tournament in four of the last five seasons and 28 times overall. The Cowboys have six Final Four appearances - 1945, 1946, 1949, 1951, 1995, 2004 - which is tied for the 10th most among all schools. OSU was the first program to win back-to-back NCAA national titles in 1945 and 1946, and the two championships tie the Cowboys for ninth most.

▶ Home Court Advantage

In the AP Poll era (since the 1948-49 season) the Cowboys have a stellar 10-6 record (62.5 percent) at home against teams ranked inside the top three, which is tops in the country. In program history, the Cowboys have 14 wins against the top three, including three wins over the No. 1 team in the country. OSU currently owns 49 wins over top 10 teams.

	W	L	Win %
Oklahoma State	10	6	62.5
Indiana	14	9	60.9
Kentucky	9	7	56.3
Texas	7	6	53.8

▶ Super Sophomores

The Cowboy roster features six sophomores, five of which saw significant action as freshmen last season. It wasn't uncommon for OSU to field lineups featuring Brandon Averette, Thomas Dziagwa, Cameron McGriff, Lucas N'Guessan or Lindy Waters, who combined for 24 starts and 20.4 points per game in 2016-17.

▶ America's Rowdiest Arena

Gallagher-Iba Arena is one of the toughest venues for opponents in the country. Since 1989, the Cowboys are 213-8 (.964) in non-conference games in GIA. OSU is closing in on its 800th win in the historic venue, which opened in 1938 and still uses the original white maple floor.

	W	L	Win %
Overall	798	227	77.8%
Non-Conference	428	47	90.1%
Non-Con Since 1989	213	8	96.4%
Conference	370	180	67.3%
Big 12	130	51	71.8%



RECORD BOOKS / CLUTCH FREE THROWS

CAREER SCORING

Rnk	No	Avg	Name (Years)
10.	1,651	12.3	Keiton Page (2008-12)
11.	1,542	14.0	Matt Clark (1978-83)
12.	1,541	15.6	Randy Rutherford (1992-95)
13.	1,526	11.6	Ivan McFarlin (2001-05)
14.	1,519	14.5	Ronnie Daniel (1973-77)
15.	1,434	14.5	Leroy Combs (1979-83)
16.	1,428	13.9	Olus Holder (1974-78)
17.	1,407	10.3	Byron Eaton (2005-09)
18.	1,381	11.9	Jeffrey Carroll (2014-Pr.)
19.	1,378	11.7	Obi Muonelo (2006-10)
	1,378	16.6	Bob Mattick (1951-54)
21.	1,363	13.5	JamesOn Curry (2004-07)
22.	1,320	10.3	Corey Williams (1988-92)
23.	1,319	9.8	Terrel Harris (2005-09)
24.	1,261	13.4	Victor Williams (2000-03)
25.	1,236	9.5	Fredrik Jönzén (1998-2002)
26.	1,220	15.6	Kevin Fitzgerald (1970-73)
27.	1,199	9.4	Darwyn Alexander (1988-92)
28.	1,197	15.3	Arlen Clark (1956-59)
29.	1,189	9.3	Joe Adkins (1996-2000)
30.	1,145	13.6	Joe Atkinson (1981-85)
31.	1,140	10.6	Raymond Crenshaw (1980-84)

CAREER REBOUNDS

Rnk	No	Avg	Name (Years)
10.	744	5.7	Fredrik Jönzén (1998-2002)
11.	722	6.0	Marshall Moses (2007-11)
12.	661	5.5	Andre Williams (1999-2003)
13.	639	5.1	Le'Bryan Nash (2011-15)
14.	602	4.6	Mitchell Solomon (2014-Pr)
15.	600	5.6	Raymond Crenshaw (1980-84)
16.	590	5.0	Obi Muonelo (2006-10)
17.	587	5.7	Michael Cobbins (2011-15)
18.	580	4.3	Markel Brown (2010-14)
19.	574	4.7	Adrian Peterson (1995-99)
20.	571	7.6	Cecil Epperley (1959-62)
21.	570	4.9	Jeffrey Carroll (2014-Pr.)
	570	6.7	Joe Atkinson (1981-85)
23.	563	4.4	Chianti Roberts (1993-97)
24.	562	5.7	Lafayette Threatt (1972-76)
25.	513	5.1	James Anderson (2007-10)

CAREER OFFENSIVE REBOUNDS

Rnk	No	Avg	Name (Years)
1.	410	3.1	Ivan McFarlin (2001-05)
2.	399	3.1	Byron Houston (1988-92)
3.	363	2.7	Bryant Reeves (1991-95)
4.	304	2.3	Mitchell Solomon (2014-Pr)
5.	266	2.1	Desmond Mason (1996-2000)
6.	264	2.0	Fredrik Jönzén (1998-2002)
7.	258	2.1	Andre Williams (1999-2003)
8.	244	2.0	Marshall Moses (2007-11)
9.	214	1.7	Chianti Roberts (1993-97)
10.	200	1.6	Adrian Peterson (1995-99)

CAREER FIELD GOALS MADE

Rnk	No	Name (Years)
10.	569	Matt Clark (1978-83)
11.	552	Leroy Combs (1979-83)
12.	520	Olus Holder (1974-78)
13.	512	Phil Forte III (2012-17)
	512	Randy Rutherford (1992-95)
15.	496	Keiton Page (2008-12)
16.	474	Jeffrey Carroll (2014-Pr.)
17.	473	Corey Williams (1988-92)

CAREER FIELD GOAL PERCENTAGE

Rnk	FG%	Name (Years)
15.	52.9	James King (1962-65)
16.	52.6	Brian Montonati (1997-2000)
17.	52.5	Matt Clark (1978-83)
18.	51.1	Mitchell Solomon (2014-Pr.)
19.	50.9	Andre Williams (1999-2003)
20.	50.7	Win Case (1983-85)
21.	50.5	Brett Robisch (1996-98)
22.	50.4	David Monds (2003-07)
23.	50.3	Bob Mattick (1951-54)
	50.2	Ed Odom (1978-80)
25.	50.1	Richard Dumas (1987-90)
26.	50.0	Joe Atkinson (1981-85)

CAREER 3-POINTERS MADE

Rnk	No	Avg	Name (Years)
5.	228	1.87	Adrian Peterson (1995-99)
6.	225	2.23	James Anderson (2007-10)
7.	197	1.65	JamesOn Curry (2004-07)
8.	182	1.42	Joe Adkins (1996-2000)
9.	176	1.52	Jeffrey Carroll (2014-Pr.)
10.	175	2.57	John Lucas (2003-05)
11.	170	2.70	Brooks Thompson (1992-94)
12.	153	1.14	Terrel Harris (2005-09)
13.	146	1.09	Markel Brown (2010-14)
14.	135	1.44	Victor Williams (2000-03)

CAREER 3-POINTERS ATTEMPTED

Rnk	No	Name (Years)
5.	600	James Anderson (2007-10)
6.	595	Adrian Peterson (1995-99)
7.	542	Joe Adkins (1996-2000)
8.	497	Jeffrey Carroll (2014-Pr.)
9.	488	JamesOn Curry (2004-07)
10.	424	John Lucas (2003-05)
11.	421	Markel Brown (2010-14)
12.	418	Terrel Harris (2005-09)

CAREER 3-POINT PERCENTAGE MINIMUM 50 MAKES

Rnk	No	Name (Years)
8.	40.7	Jawun Evans (2015-17)
9.	40.5	Daniel Bobik (2003-05)
10.	39.8	JamesOn Curry (2004-07)
11.	39.6	John Potter (1989-91)
12.	39.5	Phil Forte (2012-17)
13.	39.4	Marlon Dorsey (1995-97)
14.	39.3	Thomas Dziagwa (2016-Pr.)
15.	39.1	Maurice Baker (2000-02)
16.	38.6	Obi Muonelo (2006-10)
17.	38.3	Chad Alexander (1994-98)
	38.3	Adrian Peterson (1995-99)
19.	37.5	James Anderson (2007-10)
20.	37.2	Desmond Mason (1996-00)
21.	36.8	Keiton Page (2008-12)
...	35.4	Jeffrey Carroll (2014-Pr.)

CAREER BLOCKS

Rnk	No	Avg	Name (Years)
1.	222	1.7	Byron Houston (1988-92)
2.	215	2.6	Joe Atkinson (1981-85)
3.	214	1.8	Andre Williams (1999-2003)
4.	194	1.4	Bryant Reeves (1991-95)
5.	167	1.7	Leroy Combs (1979-83)
6.	164	1.6	Michael Cobbins (2011-15)
7.	156	1.2	Ivan McFarlin (2001-05)
8.	113	0.8	Markel Brown (2010-14)
9.	110	0.8	Mitchell Solomon (2014-Pr)
10.	101	1.0	Marcus Dove (2004-08)
11.	92	0.7	Desmond Mason (1996-2000)
12.	91	1.0	Johnny Pittman (1988-91)
13.	82	1.4	Philip Jurick (2011-13)
14.	73	1.3	Andrew Jones (1976-78)

CAREER BLOCKS IN BIG 12 GAMES

Rnk	No	Name (Years)
1.	119	Andre Williams (2000-03)
2.	91	Michael Cobbins (2012-15)
3.	76	Ivan McFarlin (2002-05)
4.	66	Mitchell Solomon (2014-Present)
5.	64	Markel Brown (2011-14)
6.	53	Marcus Dove (2005-08)
7.	40	Le'Bryan Nash (2012-15)
8.	39	Desmond Mason (1997-2000)

CAREER GAMES PLAYED/STARTED

Rnk	GP	GS	Name (Years)
1.	136	133	Bryant Reeves (1991-95)
	136	113	Byron Eaton (2005-09)
3.	135	78	Phil Forte (2012-17)
4.	134	108	Keiton Page (2008-12)
	134	103	Markel Brown (2010-14)
	134	89	Terrel Harris (2005-09)
7.	132	131	Ivan McFarlin (2001-05)
8.	130	84	Mitchell Solomon (2014-Pr.)
	130	83	Fredrik Jönzén (1998-2002)
10.	129	109	Desmond Mason (1996-00)
	129	82	Chianti Roberts (1993-97)
12.	128	108	Darwyn Alexander (1988-92)
	128	95	Corey Williams (1988-92)
	128	89	Joe Adkins (1996-2000)
15.	127	124	Byron Houston (1988-92)
16.	126	120	Le'Bryan Nash (2011-15)
	126	61	Terry Collins (1991-95)
	126	—	Blake Williams (1944-48)
19.	123	—	J.L. Parks (1944-46, 47-49)
20.	122	120	Adrian Peterson (1995-99)
21.	121	71	Marshall Moses (2007-11)
	121	45	Andre Williams (1999-2003)
23.	120	59	Leyton Hammonds (2013-17)
	120	—	Joe Bradley (1945-49)
25.	119	24	Nick Sidorakis (2007-11)
26.	118	76	Obi Muonelo (2006-10)
	118	—	Bob Kurland (1942-46)
...	116	75	Jeffrey Carroll (2014-Pr.)



NATIONAL POLLS / SUPERLATIVES

NATIONAL POLLS (MARCH 12)

AP POLL

RK	TEAM	RECORD	PTS
1	Virginia (65)	31-2	1,625
2	Villanova	30-4	1,554
3	Xavier	28-5	1,383
4	Kansas	27-7	1,379
5	Michigan State	29-4	1,304
6	Cincinnati	30-4	1,230
7	Michigan	28-7	1,213
8	Gonzaga	30-4	1,199
9	Duke	26-7	1,179
10	North Carolina	25-10	1,100
11	Purdue	28-6	1,047
12	Arizona	27-7	918
13	Tennessee	25-8	771
14	Texas Tech	24-9	716
15	West Virginia	24-10	663
16	Wichita State	25-7	604
17	Ohio State	24-8	600
18	Kentucky	24-10	528
19	Auburn	25-7	501
20	Clemson	23-9	439
21	Houston	26-7	430
22	Miami	22-9	134
23	Florida	20-12	102
24	Nevada	27-7	93
25	Saint Mary's	28-5	71

Others receiving votes: Arkansas 69, Loyola-Chicago 68, Rhode Island 66, TCU 40, Providence 22, New Mexico State 15, Butler 9, St. Bonaventure 8, USC 7, Kansas State 6, Buffalo 5, UCLA 5, Seton Hall 5, Creighton 4, South Dakota State 3, Murray State 2, San Diego State 2, Middle Tennessee 2, Virginia Tech 2, Davidson 1, Missouri 1

USA TODAY COACHES POLL

RK	TEAM	RECORD	PTS

Others receiving votes:

OSU'S RECORD WHEN...

Overall	20-14
Big 12 Conference games only	8-10
Non-Conference games only	12-4
Home games	14-5
Away games	3-7
Neutral games	3-2
vs. AP Top 25	6-6
vs. KenPom Top 50	8-13
vs. KenPom 51-100	2-1
Leading at halftime	14-5
Tied / Trailing at halftime	6-9
Shooting 50 percent or better	5-1
Shooting less than 50 percent	15-13
Shooting same as or better than opponent	16-2
Shooting worse than opponent	4-12
Opp. shoots 50 pct. or better	2-7
Opp. shoots less than 50 pct.	8-6
Opp. shoots less than 40 pct.	10-1
Out-rebounding opponent	15-4
Opp. has more or same # of rebounds	5-10
Committing fewer TOs than opponent	15-5
Committing more or same # of TOs	5-9
Forced less than 10 turnovers	0-5
Forced 10-14 turnovers	10-3
Forced 15-19 turnovers	8-5
Forced 20-plus turnovers	3-1
Making more FTs than opponent	11-3
Making fewer or same # of FTs	9-11
Scoring 80-plus points	8-2
Scoring 90-plus points	2-0
Scoring 100-plus points	2-0
Opponent scores less than 50 points	2-0
Opponent scores less than 60 points	1-0
Opponent scores less than 70 points	8-3
Opponent scores less than 80 points	5-5
Opponent scores 80-plus points	4-4
Opponent scores 90-plus points	0-1
Opponent scores 100-plus points	0-1
Final Margin: 1-3 points	4-2
4-6 points	2-3
7-10 points	3-1
11-15 points	3-4
16-19 points	4-2
20-plus points	4-2
National television	
CBS	1-0
CBS Sports	0-0
ESPN	3-0
ESPN2	1-5
ESPNU	5-6
ESPNews	1-2
Longhorn Network	0-1
Fox Sports 1 / 2	1-0
FSN / FCS	8-0
Big Ten Network	0-0
TNT	0-0
TBS	0-0
Internet broadcast (ESPN3)	0-0

COWBOY SUPERLATIVES

20-Point Games

Jeffrey Carroll	7
Kendall Smith	7
Brandon Averette	2
Cameron McGriff	2
Tavarius Shine	1

10-Rebound Games

Jeffrey Carroll	4
Mitchell Solomon	4
Cameron McGriff	1
Yankuba Sima	1

5-Assist Games

Brandon Averette	7
Kendall Smith	7
Lindy Waters	2
Jeffrey Carroll	1
Tavarius Shine	1
Mitchell Solomon	1

4-Steal Games

Jeffrey Carroll	1
Cameron McGriff	1
Kendall Smith	1
Mitchell Solomon	1
Lindy Waters	1

Multi-Block Games

Mitchell Solomon	13
Yankuba Sima	8
Tavarius Shine	6
Cameron McGriff	4
Lucas N'Guessan	3
Jeffrey Carroll	2

Double-Doubles by Player

Jeffrey Carroll	4
Mitchell Solomon	2

Dunks

Cam McGriff	15
Jeffrey Carroll	12
Mitchell Solomon	10
Yankuba Sima	7
Tavarius Shine	4
Lucas N'Guessan	4
Lindy Waters	3
Kendall Smith	3
Brandon Averette	1

Charges Taken

Lindy Waters	17
Cam McGriff	15
Kendall Smith	5
Thomas Dziagwa	3
Mitchell Solomon	3
Brandon Averette	2
Tavarius Shine	3



OKLAHOMA STATE IN THE NIT

NATIONAL INVITATION TOURNAMENT RESULTS

Year	Score	Opponent	Location	
1938	L	44-56	vs Temple	New York, N.Y.
3rd place	W	37-24	vs New York	New York, N.Y.
1940	L	30-34	vs Duquesne	New York, N.Y.
3rd place	W	23-22	vs DePaul	New York, N.Y.
1944	W	43-29	vs Canisius	New York, N.Y.
4th place	L	38-41	vs DePaul	New York, N.Y.
	L	29-45	vs Kentucky	New York, N.Y.
1956	L	61-69	vs Duquesne	New York, N.Y.
1989	W	69-55	Boise State	Stillwater, Okla.
	L	64-76	at St. John's	Jamaica, N.Y.
1990	W	83-74	Tulsa	Stillwater, Okla.
	L	88-90	at New Mexico	Albuquerque, N.M.
1997	W	79-72	Tulane	Stillwater, Okla.
	L	65-75	at Michigan	Ann Arbor, Mich.
2006	L	59-62	at Miami (Fla.)	Miami, Fla.
2007	L	64-67	Marist	Stillwater, Okla.
2008	L	53-69	at Southern Illinois	Carbondale, Ill.
2011	W	71-54	Harvard	Stillwater, Okla.
	L	64-74	at Washington State	Pullman, Wash.



The 1943-44 squad would advance to the NIT quarterfinals in New York, and finish fourth.



OKLAHOMA STATE CAREER NIT LEADERS

Points	G	Pts	Pts/G
Williams, Corey	4	61	15.3
Jeffries, Royce	4	56	14.0
Alexander, Darwyn	4	55	13.8
Houston, Byron	4	54	13.5
Harris, Terrel	3	36	12.0
Peterson, Adrian	2	36	18.0
Pilgrim, Matt	2	29	14.5
Roberts, Chianti	2	28	14.0
Boggan, Mario	2	28	14.0
Dowell, Reger	2	27	13.5
Sahlstrom, Mattias	2	22	11.0
Eaton, Byron	3	21	7.0
Dorsey, Marlon	2	21	10.5

FG Percentage	FG	Att	Pct
Shaw, Jarred	1	1	1.000
Jeffries, Royce	24	31	.774
Cooper, Kenny	3	4	.750
Dowell, Reger	11	16	.688
Roberts, Chianti	11	16	.688
Pittman, Johnny	4	6	.667
Waters, Lindy	4	6	.667
Williams, Corey	22	34	.647
Moses, Marshall	8	13	.615
Alexander, Darwyn	17	28	.607
Alexander, Chad	3	5	.600
Pilgrim, Matt	13	22	.591

3-Point Percentage	3FG	Att	Pct
Alexander, Chad	2	2	1.000
Dowell, Reger	3	4	.750
Waters, Lindy	2	3	.667
Williams, Corey	6	10	.600
Dorsey, Marlon	5	9	.556
Shine, Tavarus	2	4	.500
Alexander, Darwyn	5	10	.500
McGriff, Cameron	1	2	.500
Solomon, Mitchell	1	2	.500
Potter, John	1	2	.500
Peterson, Adrian	4	9	.444
Anderson, James	3	7	.429

Free Throw Percent	FG	Att	Pct
Monds, David	2	2	1.000
Robisch, Brett	2	2	1.000
Crutchfield, Joe	2	2	1.000
Gafney, Chris	2	2	1.000
Kemple, Henry	2	2	1.000
Adkins, Joe	8	8	1.000
Solomon, Mitchell	6	6	1.000
Dowell, Reger	2	2	1.000
Dorsey, Marlon	2	2	1.000
Dziagwa, Thomas	2	2	1.000
McDade, Von	2	2	1.000
Thomas. Ibrahim	1	1	1.000

Scoring Average	G	Pts	Avg/G
Peterson, Adrian	2	36	18.0
Carroll, Jeffrey	1	18	18.0
Carter, Clayton	1	18	18.0
Barnhouse, V.R.	1	17	17.0
Williams, Corey	4	61	15.3
Pilgrim, Matt	2	29	14.5
Roberts, Chianti	2	28	14.0
Jeffries, Royce	4	56	14.0
Boggan, Mario	2	28	14.0
Alexander, Darwyn	4	55	13.8
Houston, Byron	4	54	13.5
Dowell, Reger	2	27	13.5

Field Goal Attempts	G	Att	Att/G
Houston, Byron	4	37	9.3
Williams, Corey	4	34	8.5
Jeffries, Royce	4	31	7.8
Alexander, Darwyn	4	28	7.0
Harris, Terrel	3	25	8.3

Field Goals Made	G	Made	Made/G
Jeffries, Royce	4	24	6.0
Williams, Corey	4	22	5.5
Alexander, Darwyn	4	17	4.3
Houston, Byron	4	17	4.3
Pilgrim, Matt	2	13	6.5
Peterson, Adrian	2	13	6.5

3-Point FG Attempts	G	Att	Att/G
Page, Keiton	2	16	8.0
Curry, JamesOn	2	14	7.0
Eaton, Byron	3	12	4.0
Harris, Terrel	3	12	4.0
Williams, Corey	4	10	2.5
Alexander, Darwyn	4	10	2.5

3-Point FG Made	G	Made	Made/G
Williams, Corey	4	6	1.5
Curry, JamesOn	2	5	2.5
Dorsey, Marlon	2	5	2.5
Alexander, Darwyn	4	5	1.3
Harris, Terrel	3	4	1.3
Peterson, Adrian	2	4	2.0

Free Throw Attempts	G	Att	Att/G
Houston, Byron	4	32	8.0
Alexander, Darwyn	4	19	4.8
Williams, Corey	4	15	3.8
Jeffries, Royce	4	15	3.8
Roberts, Chianti	2	15	7.5

Free Throws Made	G	Made	Made/G
Houston, Byron	4	20	5.0
Alexander, Darwyn	4	16	4.0
Carroll, Jeffrey	1	12	12.0
Boggan, Mario	2	12	6.0
Williams. Corev	4	11	2.8



OKLAHOMA STATE CAREER NIT LEADERS

Rebounds	G	Reb	Reb/G
Houston, Byron	4	33	8.3
Pilgrim, Matt	2	15	7.5
Robisch, Brett	2	15	7.5
Jeffries, Royce	4	14	3.5
Jordan, Thomas	2	13	6.5
Alexander, Darwyn	4	13	3.3

Rebound Average	G	Reb	Avg/G
Solomon, Mitchell	1	9	9.0
Houston, Byron	4	33	8.3
Smith, Kendall	1	8	8.0
Carroll, Jeffrey	1	8	8.0
Robisch, Brett	2	15	7.5
Pilgrim, Matt	2	15	7.5

Offensive Rebounds	G	No.	Avg/G
Houston, Byron	4	12	3.0
Pilgrim, Matt	2	7	3.5
Jordan, Thomas	2	6	3.0
Roberts, Chianti	2	5	2.5
Robisch, Brett	2	4	2.0
Dove, Marcus	3	4	1.3
Anderson, James	1	4	4.0

Defensive Rebounds	G	No.	Avg/G
Houston, Byron	4	21	5.3
Jeffries, Royce	4	11	2.8
Dorsey, Marlon	2	11	5.5
Robisch, Brett	2	11	5.5
Sahlstrom, Mattias	2	10	5.0
Alexander, Darwyn	4	10	2.5
Boggan, Mario	2	10	5.0

Fouls	G	No.	Per/G
Houston, Byron	4	13	3.3
Dove, Marcus	3	13	4.3
Jeffries, Royce	4	13	3.3
Moses, Marshall	3	11	3.7
Gafney, Chris	4	8	2.0
Alexander, Darwyn	4	8	2.0
Williams, Corey	4	8	2.0
Robisch, Brett	2	8	4.0
Roberts, Chianti	2	8	4.0

Foulsouts	G	No.
Robisch, Brett	2	1
Moses, Marshall	3	1
Jeffries, Royce	4	1
Dove, Marcus	3	1

Assists	G	No.	Ast/G
Williams, Corey	4	17	4.3
Davis, Chuck	3	12	4.0
Alexander, Darwyn	4	11	2.8
Curry, JamesOn	2	9	4.5
Brown, Markel	2	7	3.5
Eaton, Byron	3	7	2.3

Steals	G	No.	Stl/G
Alexander, Darwyn	4	9	2.3
Eaton, Byron	3	7	2.3
Pilgrim, Matt	2	6	3.0
Jeffries, Royce	4	6	1.5
Houston, Byron	4	5	1.3

Blocked Shots	G	No.	Blk/G
Dove, Marcus	3	4	1.3
Houston, Byron	4	4	1.0
Pittman, Johnny	4	3	0.8
Mason, Desmond	2	2	1.0
Monds, David	2	2	1.0
Olukemi, Jean-Paul	2	2	1.0
Brown, Markel	2	2	1.0
Jordan, Thomas	2	2	1.0
Jeffries, Royce	4	2	0.5

Minutes	G	No.	Min/G
Williams, Corey	4	138	34.5
Alexander, Darwyn	4	134	33.5
Houston, Byron	4	129	32.2
Jeffries, Royce	4	103	25.8
Eaton, Byron	3	94	31.3

Turnovers	G	No.	TO/G
Alexander, Darwyn	4	14	3.5
Houston, Byron	4	12	3.0
Jeffries, Royce	4	11	2.8
Davis, Chuck	3	11	3.7
Williams, Corey	4	9	2.3



NIT TEAM SUPERLATIVES

Oklahoma State - TEAM GAME HIGHS

POINTS	88	at New Mexico (03/20/90)
	83	TULSA (03/15/90)
	80	FGCU (03/13/18)
	79	TULANE (03/13/97)
FIELD GOALS MADE	71	HARVARD (03-15-11)
	37	at New Mexico (03/20/90)
	27	HARVARD (03-15-11)
FIELD GOAL ATTEMPTS	27	at St. John's (N.Y.) (03/21/89)
	71	at New Mexico (03/20/90)
FIELD GOAL PERCENTAGE	60	vs Duquesne (03-17-56)
	.625 (25-40)	TULSA (03/15/90)
3 PT FIELD GOALS MADE	.600 (15-25)	BOISE STATE (03/17/89)
	8	MARIST (03-13-07)
3 PT FG ATTEMPTS	8	at Michigan (03/18/97)
	8	at New Mexico (03/20/90)
	25	at Southern Illinois (03-18-08)
3 PT FG PERCENTAGE	22	FGCU (03/13/18)
	22	MARIST (03-13-07)
	.667 (4-6)	BOISE STATE (03/17/89)
FREE THROWS MADE	.471 (8-17)	at New Mexico (03/20/90)
	35	BOISE STATE (03/17/89)
FREE THROW ATTEMPTS	32	FGCU (03/13/18)
	50	BOISE STATE (03/17/89)
FREE THROW PERCENTAGE	42	TULSA (03/15/90)
	.800 (12-15)	at Washington State (03-21-11)
	.780 (32-41)	FGCU (03/13/18)
REBOUNDS	48	FGCU (03/13/18)
	39	TULANE (03/13/97)
ASSISTS	22	at New Mexico (03/20/90)
	17	TULSA (03/15/90)
STEALS	11	at Southern Illinois (03-18-08)
	9	at New Mexico (03/20/90)
BLOCKED SHOTS	9	TULSA (03/15/90)
	6	HARVARD (03-15-11)
	6	BOISE STATE (03/17/89)
TURNOVERS	29	TULSA (03/15/90)
	22	at Miami (Fla.) (03/15/06)
FOULS	25	at Michigan (03/18/97)
	22	at Southern Illinois (03-18-08)
	22	TULSA (03/15/90)



NIT TEAM SUPERLATIVES

Opponent - GAME HIGHS

POINTS	90	at New Mexico (03/20/90)
	76	at St. John's (N.Y.) (03/21/89)
	75	at Michigan (03/18/97)
	74	at Washington State (03-21-11)
	74	TULSA (03/15/90)
FIELD GOALS MADE	37	at New Mexico (03/20/90)
	30	at St. John's (N.Y.) (03/21/89)
FIELD GOAL ATTEMPTS	67	TULSA (03/15/90)
	63	at New Mexico (03/20/90)
FIELD GOAL PERCENTAGE	.587 (37-63)	at New Mexico (03/20/90)
	.587 (27-46)	at Michigan (03/18/97)
3 PT FIELD GOALS MADE	10	FGCU (03/13/18)
	10	MARIST (03-13-07)
	10	TULANE (03/13/97)
3 PT FG ATTEMPTS	28	MARIST (03-13-07)
	28	TULANE (03/13/97)
3 PT FG PERCENTAGE	.538 (7-13)	at Southern Illinois (03-18-08)
	.538 (7-13)	BOISE STATE (03/17/89)
FREE THROWS MADE	29	vs Duquesne (03-17-56)
	22	at Washington State (03-21-11)
FREE THROW ATTEMPTS	42	vs Duquesne (03-17-56)
	27	at Michigan (03/18/97)
FREE THROW PERCENTAGE	.846 (22-26)	at Washington State (03-21-11)
	.833 (15-18)	MARIST (03-13-07)
REBOUNDS	39	at Southern Illinois (03-18-08)
	39	MARIST (03-13-07)
ASSISTS	25	at New Mexico (03/20/90)
	18	TULANE (03/13/97)
	18	at St. John's (N.Y.) (03/21/89)
STEALS	14	at Miami (Fla.) (03/15/06)
	12	TULSA (03/15/90)
BLOCKED SHOTS	6	at Washington State (03-21-11)
	4	at Miami (Fla.) (03/15/06)
	4	at Michigan (03/18/97)
	4	TULANE (03/13/97)
TURNOVERS	19	TULSA (03/15/90)
	18	FGCU (03/13/18)
	18	at Southern Illinois (03-18-08)
FOULS	32	TULSA (03/15/90)
	31	FGCU (03/13/18)
	31	BOISE STATE (03/17/89)



NIT INDIVIDUAL SUPERLATIVES

Oklahoma State - INDIVIDUAL GAME HIGHS

Points	26		Jeffries, Royce vs Tulsa (03/15/90)	
	23		Williams, Corey vs Boise State (03/17/89)	
	20		Harris, Terrel at Southern Illinois (03-18-08)	
	19		Roberts, Chianti at Michigan (03/18/97)	
	19		Peterson, Adrian vs Tulane (03/13/97)	
Field Goals Made	19		Adkins, Joe vs Tulane (03/13/97)	
	19		Alexander, Darwyn at New Mexico (03/20/90)	
	10		Jeffries, Royce vs Tulsa (03/15/90)	
	9		Jeffries, Royce at New Mexico (03/20/90)	
	Field Goal Att.	19		Carter, Clayton vs Duquesne (03-17-56)
FG Pct (min 5 made)	17		Houston, Byron at New Mexico (03/20/90)	
	1.000	(9-9)	Jeffries, Royce at New Mexico (03/20/90)	
3-Point FG Made	.857	(6-7)	Dowell, Reger vs Harvard (03-15-11)	
	3		Anderson, James at Southern Illinois (03-18-08)	
3-Point FG Att.	3		Harris, Terrel vs Marist (03-13-07)	
	3		Curry, JamesOn vs Marist (03-13-07)	
	3		Peterson, Adrian at Michigan (03/18/97)	
	3		Dorsey, Marlon vs Tulane (03/13/97)	
	3		Alexander, Darwyn at New Mexico (03/20/90)	
	3		Williams, Corey vs Boise State (03/17/89)	
	11		Page, Keiton at Washington State (03-21-11)	
	9		Curry, JamesOn vs Marist (03-13-07)	
	3-Pt FG Pct (min 2 made)	1.000	(2-2)	Alexander, Chad at Michigan (03/18/97)
		.750	(3-4)	Harris, Terrel vs Marist (03-13-07)
.750		(3-4)	Williams, Corey vs Boise State (03/17/89)	
Free Throws Made	12		Carroll, Jeffrey vs FGCU (03/13/18)	
	11		Houston, Byron vs Boise State (03/17/89)	
Free Throw Att.	19		Houston, Byron vs Boise State (03/17/89)	
	13		Carroll, Jeffrey vs FGCU (03/13/18)	
FT Pct (min 3 made)	1.000	(8-8)	Adkins, Joe vs Tulane (03/13/97)	
	1.000	(6-6)	Solomon, Mitchell vs FGCU (03/13/18)	
	1.000	(6-6)	Alexander, Darwyn vs Tulsa (03/15/90)	
	1.000	(4-4)	Houston, Byron at St. John's (N.Y.) (03/21/89)	
	1.000	(3-3)	Page, Keiton vs Harvard (03-15-11)	
Rebounds	14		Houston, Byron vs Boise State (03/17/89)	
	11		Pilgrim, Matt at Washington State (03-21-11)	
Assists	12		Davis, Chuck vs Tulsa (03/15/90)	
	9		Williams, Corey at New Mexico (03/20/90)	
Steals	4		Pilgrim, Matt at Washington State (03-21-11)	
	4		Eaton, Byron at Southern Illinois (03-18-08)	
	4		Jeffries, Royce vs Tulsa (03/15/90)	
	4		Alexander, Darwyn at St. John's (N.Y.) (03/21/89)	
	3		Dove, Marcus vs Marist (03-13-07)	
Blocked Shots	2		Olukemi, Jean-Paul vs Harvard (03-15-11)	
	2		Houston, Byron at New Mexico (03/20/90)	
	2		Jeffries, Royce vs Boise State (03/17/89)	
	2		Jeffries, Royce vs Boise State (03/17/89)	
Turnovers	10		Davis, Chuck vs Tulsa (03/15/90)	
	5		Brown, Jamaal at Miami (Fla.) (03/15/06)	
	5		Monds, David at Miami (Fla.) (03/15/06)	
	5		Roberts, Chianti at Michigan (03/18/97)	
	5		Houston, Byron vs Tulsa (03/15/90)	
Fouls	5		Moses, Marshall at Washington State (03-21-11)	
	5		Dove, Marcus at Miami (Fla.) (03/15/06)	



NIT INDIVIDUAL SUPERLATIVES

OPPONENT INDIVIDUAL GAME HIGHS

Points	31	Whittington, Will vs Marist (03-13-07)	
	28	Bullock, Louis at Michigan (03/18/97)	
	27	Williams, Jayson at St. John's (N.Y.) (03/21/89)	
	26	Foster, Wilson vs Boise State (03/17/89)	
	24	Miller, Kurt at New Mexico (03/20/90)	
Field Goals Made	12	Miller, Kurt at New Mexico (03/20/90)	
	11	Williams, Jayson at St. John's (N.Y.) (03/21/89)	
Field Goal Att.	20	GOODWIN, Brandon vs FGCU (03/13/18)	
	20	Whittington, Will vs Marist (03-13-07)	
	20	Robert Hite at Miami (Fla.) (03/15/06)	
	20	Miller, Kurt at New Mexico (03/20/90)	
FG Pct (min 5 made)	1.000 (9-9)	Foster, Wilson vs Boise State (03/17/89)	
	.833 (5-6)	Boyle, Tony at Southern Illinois (03-18-08)	
3-Point FG Made	6	Bullock, Louis at Michigan (03/18/97)	
	5	Whittington, Will vs Marist (03-13-07)	
	5	Robbins, Rob at New Mexico (03/20/90)	
3-Point FG Att.	17	Honeycutt, Jerald vs Tulane (03/13/97)	
	13	Whittington, Will vs Marist (03-13-07)	
3-Pt FG Pct (min 2 made)	1.000 (4-4)	Foster, Wilson vs Boise State (03/17/89)	
	1.000 (2-2)	Osean, Dylan vs Tulane (03/13/97)	
	1.000 (2-2)	Childs, Chris vs Boise State (03/17/89)	
Free Throws Made	10	Whittington, Will vs Marist (03-13-07)	
	9	Player 5 vs Duquesne (03-17-56)	
Free Throw Att.	10	Casto, DeAngelo at Washington State (03-21-11)	
	10	Whittington, Will vs Marist (03-13-07)	
	10	Guillermo Diaz at Miami (Fla.) (03/15/06)	
	10	Randolph, Lamont vs Tulsa (03/15/90)	
FT Pct (min 3 made)	1.000 (10-10)	Whittington, Will vs Marist (03-13-07)	
	1.000 (9-9)	Player 5 vs Duquesne (03-17-56)	
	1.000 (6-6)	Thompson, Klay at Washington State (03-21-11)	
	1.000 (4-4)	Motum, Brock at Washington State (03-21-11)	
	1.000 (4-4)	Foster, Wilson vs Boise State (03/17/89)	
Rebounds	1.000 (3-3)	Brust, Matt at St. John's (N.Y.) (03/21/89)	
	12	Longley, Luc at New Mexico (03/20/90)	
	10	Randolph, Lamont vs Tulsa (03/15/90)	
	10	Player 5 vs Duquesne (03-17-56)	
Assists	13	McGee, Darrell at New Mexico (03/20/90)	
	9	Honeycutt, Jerald vs Tulane (03/13/97)	
Steals	4	Robert Hite at Miami (Fla.) (03/15/06)	
	4	McGee, Darrell at New Mexico (03/20/90)	
Blocked Shots	4	Casto, DeAngelo at Washington State (03-21-11)	
	2	GILMORE, Michael vs FGCU (03/13/18)	
	2	Capers, Marcus at Washington State (03-21-11)	
	2	Anthony King at Miami (Fla.) (03/15/06)	
	2	Conlan, Travis at Michigan (03/18/97)	
	2	Honeycutt, Jerald vs Tulane (03/13/97)	
	2	Longley, Luc at New Mexico (03/20/90)	
	2	Williams, Jayson at St. John's (N.Y.) (03/21/89)	
	Turnovers	6	GILMORE, Michael vs FGCU (03/13/18)
		6	Longley, Luc at New Mexico (03/20/90)
6		Gordon, Marcell vs Tulsa (03/15/90)	
Fouls	6	Buchanan, Jason at St. John's (N.Y.) (03/21/89)	
	5	SIMMONS, Antravious vs FGCU (03/13/18)	



PLAYER SPOTLIGHT

O BRANDON AVERETTE

Guard ▶ 5-11 ▶ 185 ▶ Sophomore ▶ Richardson, Texas (Richardson High School)

(Pronounced: AA-vurr-ette)



- ▶ Big 12 ranks: 14th in assists (2.9).
- ▶ Set a career-high with points, 22, at Kansas State. Posted 13 points on 6-of-11 shooting in the second half rally at No. 7 Oklahoma.
- ▶ Posted 13 points on 6-of-11 shooting in the second half rally at No. 7 Oklahoma.
- ▶ Earned the No. 3 play on the Nov. 13 SportsCenter for his monster dunk against Charlotte.
- ▶ Second only to Jawun Evans in total assists (60) and assists per game (1.8) on the OSU roster.
- ▶ Shot 45.5 percent from 3-point on the year, which trailed only Davon Dillard (.481) among Cowboys with at least 10 makes.
- ▶ Named Big 12 Newcomer of the Week (Dec. 12, 2016) for leading the Cowboys to a win at Tulsa in his first career start. Averette posted a game-high 17 points, three rebounds, three assist and three steals.
- ▶ Ended the year with averages of 5.2 ppg, 1.5 rpg, 1.8 apg and 0.8 spg.
- ▶ Racked up five double-digit scoring games, including back-to-back outings against Georgetown and Rogers State.
- ▶ Also helped OSU pick up a win in Bramlage Coliseum with 13 points on 6-of-6 shooting at Kansas State.
- ▶ One of just five Cowboys to play in all 33 games in 2016-17.
- ▶ Racked up a dozen games with at least three assists, including five assists in both games against Iowa State.
- ▶ Hit the go-ahead free throws at TCU with 1:02 remaining to give the Cowboys a key Big 12 road win.

AVERETTE AGAINST TODAY'S OPPONENT

Opponent	Date	GS	Min	FG	FGA	3FG	FGA	FT	FTA	Off	Def	Tot	PF	A	TO	Blk	Stl	Pts	
First Career Meeting																			

2017-18 GAME-BY-GAME STATS

Opponent	Date	TOTAL			3-PTS			REBOUNDS																
		GS	Min	FG FGA Pct	3FG FGA Pct	FT FTA Pct	Off	Def	Tot	PF	FO	A	TO	Blk	Stl	Pts	Avg							
PEPPERDINE	11/10/17	19	5	7	.714	1	2	.500	0	0	.000	0	4	4	4.0	4	0	5	0	2	11	11.0		
CHARLOTTE	11/13/17	23	4	12	.333	1	4	.250	3	4	.750	0	3	3	3.5	1	0	4	1	0	0	12	11.5	
ORAL ROBERTS	11/16/17	26	8	16	.500	4	6	.667	1	1	1.000	1	3	4	3.7	1	0	9	0	0	2	21	14.7	
vs Texas A&M	11/20/17	19	4	9	.444	0	2	.000	2	3	.667	1	3	4	3.8	0	0	1	2	0	0	10	13.5	
vs Pittsburgh	11/21/17	19	0	4	.000	0	1	.000	2	2	1.000	0	1	1	3.2	1	0	3	1	0	0	2	11.2	
HOUSTON BAPTIST	11/26/17	20	4	7	.571	1	1	1.000	0	1	1.000	0	1	1	2.8	2	0	3	1	0	0	9	10.8	
AUSTIN PEAY	11/29/17	16	2	6	.333	0	1	.000	0	0	.000	0	0	0	2.4	2	0	3	2	0	1	4	9.9	
MISS VALLEY STATE	12/03/17	18	2	3	.667	1	1	1.000	0	0	.000	0	2	2	2.4	1	0	3	0	1	2	5	9.3	
WICHITA STATE	12/09/17	20	1	6	.167	0	0	.000	3	4	.750	0	3	3	2.4	2	0	2	2	0	0	5	8.8	
vs Florida State	12/16/17	14	0	3	.000	0	2	.000	0	0	.000	0	0	0	2.2	0	0	2	0	1	0	0	7.9	
TULSA	12/19/17	21	3	4	.750	0	1	.000	0	0	.000	0	0	0	2.0	0	0	2	1	0	1	6	7.7	
UT-RIO GRANDE VALLEY	12/22/17	24	2	5	.400	0	0	.000	2	2	1.000	0	2	2	2.0	1	0	5	2	0	3	6	7.6	
WEST VIRGINIA	12/29/17	23	1	3	.333	0	1	.000	4	6	.667	0	2	2	2.0	1	0	0	2	0	1	6	7.5	
at Oklahoma	01/03/18	27	6	12	.500	0	1	.000	1	2	.500	0	1	1	1.9	4	0	3	3	0	0	13	7.9	
IOWA STATE	01/06/18	18	3	4	.750	0	0	.000	2	3	.667	0	1	1	1.9	1	0	2	1	0	0	8	7.9	
at Kansas State	01/10/18	28	8	11	.727	0	0	.000	6	6	1.000	0	1	1	1.8	4	0	6	2	0	1	22	8.8	
TEXAS	01/13/18	* 29	3	9	.333	0	0	.000	5	6	.833	0	3	3	1.9	1	0	1	0	0	1	11	8.9	
at Baylor	01/15/18	* 24	2	3	.667	0	0	.000	1	1	1.000	1	2	3	1.9	2	0	1	1	0	1	5	8.7	
OKLAHOMA	01/20/18	* 24	4	8	.500	0	1	.000	0	2	.000	0	1	1	1.9	4	0	7	3	0	1	8	8.6	
at Texas Tech	01/23/18	* 26	2	8	.250	1	4	.250	2	2	1.000	0	3	3	2.0	5	1	3	2	0	0	7	8.6	
at Arkansas	01/27/18	* 36	4	11	.364	1	3	.333	1	3	.333	0	4	4	2.0	1	0	4	4	0	0	10	8.6	
TCU	01/30/18	* 33	0	3	.000	0	0	.000	0	0	.000	0	1	1	2.0	2	0	6	3	0	2	0	8.2	
at Kansas	02/03/18	15	0	1	.000	0	0	.000	0	0	.000	1	3	4	2.1	3	0	3	0	0	0	0	7.9	
BAYLOR	02/06/18	21	1	2	.500	0	0	.000	0	0	.000	0	1	1	2.0	0	0	5	1	0	0	2	7.6	
at West Virginia	2-10-18	16	2	4	.500	0	0	.000	2	2	1.000	0	0	0	2.0	2	0	0	2	0	1	6	7.6	
KANSAS STATE	02/14/18	18	1	2	.500	0	0	.000	0	0	.000	0	2	2	2.0	1	0	1	0	0	0	2	7.3	
at TCU	02/17/18	20	1	3	.333	0	0	.000	0	0	.000	0	1	1	1.9	1	0	4	0	0	1	2	7.1	
TEXAS TECH	02/21/18	13	0	3	.000	0	0	.000	1	2	.500	0	1	1	1.9	1	0	0	3	0	0	1	6.9	
at Texas	02/24/18	15	1	6	.167	0	1	.000	0	0	.000	0	0	0	1.8	0	0	3	0	0	0	2	6.8	
at Iowa State	02-27-18	13	1	5	.200	0	1	.000	0	0	.000	0	2	2	1.8	0	0	2	1	0	0	2	6.6	
KANSAS	03/03/18	14	1	5	.200	0	1	.000	0	0	.000	0	0	0	0.8	1	0	1	1	0	1	2	1.8	
vs Oklahoma	03/07/18	12	1	6	.167	0	0	.000	4	5	.800	1	1	2	1.8	1	0	1	3	0	1	6	6.4	
vs Kansas	03/08/18	9	1	2	.500	0	1	.000	0	0	.000	0	1	1	1.8	0	0	3	0	0	0	2	6.3	
FGCU	03/13/18	14	4	8	.500	0	2	.000	0	0	.000	0	2	2	1.4	1	0	1	3	0	0	8	4.0	
Totals		0	62	8	26	.308	0	5	.000	4	5	.800	1	6	7	1.4	3	0	8	8	0	2	20	4.0

CAREER GAME HIGHS / SUPERLATIVES

Points	22, at Kansas State, 2017-18
Rebounds	5, vs Iowa State, 2016-17
Field Goals	8, vs Oral Roberts, 2017-18
Field Goals Att.	17, at Tulsa, 2016-17
Three-Point FG	4, Oral Roberts, 2017-18
Three-Point FG Att.	6, vs Oral Roberts, 2017-18
Free Throws Made	6, 3x.last at Kansas State, 2017-18
Free Throws Att.	9, at Wichita State, 2016-17
Assists	9, vs Oral Roberts, 2017-2018
Steals	4, vs Georgetown, 2016-17
Blocks	1, vs Miss Valley State, 2017-18
Minutes	37, at Tulsa, 2016-17

Miscellaneous	Career
Games with 10+ points	13
Games with 20+ points	2
Games with 5+ rebounds	1
Games with 10+ rebounds	0
Games with 3+ assists	29
Games with 2+ steals	14
Games with 2+ blocks	0
Double-Doubles	0
Games led team in points	4
Games led team in rebounds	0
Games led team in assists	12
Games led team in steals	6
Games led team in blocks	0

CAREER STATS


Year	GP	GS	Min	Avg	-----Total-----			-----3-PTS-----			-----Rebounds-----			Avg	PF	FO	Ast	TO	Blk	Stl	Pts	Avg			
					FG	FGA	Pct	FG	FGA	Pct	FT	FTA	Pct										Off	Def	Tot
2016-17	33	1	490	14.8	61	137	.445	10	22	.455	39	52	.750	3	46	49	1.5	53	0	60	51	0	27	171	5.2
2017-18	34	6	687	20.2	82	201	.408	10	37	.270	42	57	.737	5	55	60	1.8	51	1	99	48	1	22	216	6.4
TOTAL	67	7	1177	17.6	143	338	.423	20	59	.339	81	109	.743	8	101	109	1.6	104	1	159	99	1	49	387	5.8



PLAYER SPOTLIGHT

1 KENDALL SMITH

Guard ▶ 6-3 ▶ 190 ▶ Graduate/Senior ▶ Antioch, Calif. (CSUN / UNLV / Deer Valley HS)



- ▶ Earned Big 12 Player of the Week honors on March 5 after leading the Cowboys to a win over Kansas with 25 points.
- ▶ Named the Big 12 Newcomer of the Week on Feb. 5, 2018 for leading OSU to a win at No. 7 Kansas.
- ▶ Big 12 Ranks: 21st in scoring (12.7), 15th in assists (2.9), 29th in minutes (26.8).
- ▶ With 8 seconds to go, he hit a 3-pointer to send the Bedlam game against OU to overtime where the Cowboys won.
- ▶ Sent the Iowa State game into overtime with a contested runner with 5 seconds to play in regulation.
- ▶ Scored a team-high 24 points at Kansas for OSU's first win at Allen Fieldhouse since 2013.
- ▶ Scored a career-high 25 points against Kansas for the team's sweep of Kansas. In OSU's four top-ten wins, he is averaging 22.5 points.
- ▶ Made his Cowboy debut against Pepperdine and finished with 10 points and a game-high 8 assists.
- ▶ Competed in all 30 games for CSUN in 2016-17 and averaged a team-high 16.7 points and 4.8 assists to go along with 4.0 rebounds and 1.3 steals.
- ▶ Shot 44.8 percent from the floor, 37.5 percent from behind the 3-point arc and 76.2 percent from the free throw line.
- ▶ Averaged 17.6 points in conference play.
- ▶ Earned All-Big West Second Team honors.
- ▶ Finished tops in the Big West in assists per game.
- ▶ Also finished second in the conference in points, fifth in steals and eighth in 3-point percentage.
- ▶ Led the team in scoring 15 times.

SMITH AGAINST TODAY'S OPPONENT

Opponent	Date	GS	Min	FG	FGA	3FG	FGA	FT	FTA	Off	Def	Tot	PF	A	TO	Blk	Stl	Pts	
First Career Meeting																			

2017-18 GAME-BY-GAME STATS

Opponent	Date	TOTAL			3-PTS			REBOUNDS																	
		GS	Min	Pct	3FG	FGA	Pct	FT	FTA	Pct	Off	Def	Tot	Avg	PF	FO	A	TO	Blk	Stl	Pts	Avg			
PEPPERDINE	11/10/17	*	32	3	11	.273	1	3	.333	3	3	1.000	1	3	4	4.0	2	0	8	3	0	3	10	10.0	
CHARLOTTE	11/13/17	*	23	8	13	.615	1	4	.250	2	2	1.000	0	6	6	5.0	2	0	3	2	0	0	19	14.5	
ORAL ROBERTS	11/16/17	*	23	4	12	.333	1	3	.333	0	1	.000	1	3	4	4.7	2	0	3	3	0	1	9	12.7	
vs Texas A&M	11/20/17	*	24	2	9	.222	0	1	.000	3	4	.750	0	2	2	4.0	2	0	2	2	0	1	7	11.3	
vs Pittsburgh	11/21/17	*	25	2	9	.222	0	3	.000	3	4	.750	1	1	2	3.6	0	0	3	2	0	1	7	10.4	
HOUSTON BAPTIST	11/26/17	*	24	5	9	.556	3	3	1.000	3	3	1.000	0	3	3	3.5	2	0	5	3	0	2	16	11.3	
AUSTIN PEAY	11/29/17	*	25	1	6	.167	1	3	.333	1	2	.500	0	1	1	3.1	1	0	2	5	0	0	4	10.3	
MISS VALLEY STATE	12/03/17	*	23	5	11	.455	2	6	.333	2	2	1.000	1	0	1	2.9	1	0	5	1	0	0	14	10.8	
WICHITA STATE	12/09/17	*	20	3	5	.600	0	0	.000	0	2	.000	0	1	1	2.7	5	1	4	1	0	0	6	10.2	
vs Florida State	12/16/17	*	30	3	14	.214	1	5	.200	0	0	.000	1	4	5	2.9	1	0	6	3	0	2	7	9.9	
TULSA	12/19/17	*	28	6	13	.462	3	8	.375	1	1	1.000	1	1	2	2.8	1	0	3	1	0	1	16	10.5	
UT-RIO GRANDE VALLEY	12/22/17	*	25	7	10	.700	1	3	.333	3	3	1.000	0	0	2	2.6	0	0	4	4	0	1	18	11.1	
WEST VIRGINIA	12/29/17	*	33	3	8	.375	0	2	.000	1	2	.500	0	1	1	2.5	1	0	2	4	0	1	7	10.8	
at Oklahoma	01/03/18	*	24	3	10	.300	0	1	.000	0	1	.000	0	2	2	2.4	1	0	2	1	0	2	6	10.4	
IOWA STATE	01/06/17	*	36	7	18	.389	1	2	.500	5	6	.833	0	5	5	2.6	2	0	5	2	0	2	20	11.1	
at Kansas State	01/10/18	*	27	5	15	.333	2	3	.667	2	2	1.000	1	3	4	2.7	3	0	1	1	0	1	14	11.3	
TEXAS	01/13/18		13	1	3	.333	0	0	.000	0	0	.000	0	1	1	2.6	0	0	1	0	0	0	2	10.7	
at Baylor	01/15/18		16	1	5	.200	0	1	.000	0	0	.000	0	0	0	2.4	3	0	0	2	0	0	2	10.2	
OKLAHOMA	01/20/18		26	7	16	.438	3	7	.429	3	4	.750	0	2	2	2.4	0	0	0	0	0	0	1	20	10.7
at Texas Tech	01/23/18		24	5	11	.455	1	1	1.000	0	0	.000	1	2	3	2.5	1	0	1	1	0	1	11	10.8	
at Arkansas	01/27/18		DNP																						
TCU	01/30/18		28	5	9	.556	0	1	.000	3	4	.750	0	1	1	2.4	2	0	3	1	0	0	13	10.9	
at Kansas	02/03/18	*	36	10	16	.625	2	3	.667	2	3	.667	1	4	5	2.5	2	0	5	3	0	2	24	11.5	
BAYLOR	02/06/18	*	30	5	14	.357	3	6	.500	2	2	1.000	1	3	4	2.6	1	0	1	2	0	0	15	11.6	
at West Virginia	2-10-18	*	23	7	12	.583	3	5	.600	3	5	.600	1	2	3	2.6	3	0	3	4	0	0	20	12.0	
KANSAS STATE	02/14/18	*	27	8	18	.444	0	1	.000	0	3	.000	4	3	7	2.8	4	0	1	1	0	0	16	12.1	
at TCU	02/17/18	*	30	7	18	.389	4	7	.571	3	4	.750	0	3	3	2.8	1	0	2	3	0	2	21	12.5	
TEXAS TECH	02/21/18	*	31	6	13	.462	1	3	.333	8	10	.800	0	3	3	2.8	2	0	6	1	0	1	21	12.8	
at Texas	02/24/18	*	28	3	11	.273	0	2	.000	3	3	1.000	0	2	2	2.8	0	0	2	2	0	1	9	12.6	
at Iowa State	02-27-18	*	29	3	8	.375	2	4	.500	1	6	.167	0	6	6	2.9	0	3	2	0	0	0	9	12.5	
KANSAS	03/03/18	*	29	9	15	.600	4	6	.667	3	4	.750	0	3	3	3.4	0	0	3	3	0	4	25	17.0	
vs Oklahoma	03/07/18	*	26	5	12	.417	1	5	.200	0	0	.000	1	5	6	3.0	5	1	3	3	0	0	11	12.9	
vs Kansas	03/08/18	*	32	5	15	.333	2	7	.286	2	4	.500	0	2	2	2.9	2	0	0	3	0	1	14	12.9	
FGCU	03/13/18	*	34	1	11	.091	0	3	.000	5	8	.625	1	7	8	5.0	1	0	4	3	0	3	7	13.2	
Totals			5	150	23	61	.377	9	25	.360	11	22	.500	2	23	25	5.0	11	1	13	14	0	8	66	13.2

CAREER GAME HIGHS / SUPERLATIVES

Points	25, vs Kansas, 2017-18
Rebounds	8, vs FGCU, 2017-18
Field Goals	10, at Kansas, 2017-18
Field Goals Att.	18, 3x, last vs Kansas State, 2017-18
Three-Point FG	4, 2x, last vs Kansas, 2017-18
Three-Point FG Att.	6, Miss Valley State, 2017-18
Free Throws Made	8, vs Texas Tech, 2017-18
Free Throws Att.	8, vs Tulsa, 2017-18
Assists	8, vs Pepperdine, 2017-18
Steals	4, vs Kansas, 2017-18
Blocks	-
Minutes	36, 2x, last at Kansas, 2017-18

Miscellaneous	Career
Games with 10+ points	20
Games with 20+ points	7
Games with 5+ rebounds	8
Games with 10+ rebounds	0
Games with 3+ assists	19
Games with 2+ steals	9
Games with 2+ blocks	0
Double-Doubles	0
Games led team in points	8
Games led team in rebounds	1
Games led team in assists	8
Games led team in steals	4
Games led team in blocks	0

CAREER STATS

Year	GP	GS	Min	Avg	-----Total-----			-----3-PTS-----			-----Rebounds-----														
					FG	FGA	Pct	FG	FGA	Pct	FT	FTA	Pct	Off	Def	Tot	Avg	PF	FO	Ast	TO	Blk	Stl	Pts	Avg
2017-18	33	28	884	26.8	155	380	.408	43	112	.384	67	98	.684	17	85	102	3.1	56	2	96	72	0	34	420	12.7
TOTAL	33	28	884	26.8	155	380	.408	43	112	.384	67	98	.684	17	85	102	3.1	56	2	96	72	0	34	420	12.7



PLAYER SPOTLIGHT

12 CAMERON MCGRIFF

Forward ▶ 6-7 ▶ 220 ▶ Sophomore ▶ Grand Prairie, Texas (South Grand Prairie High School)



- ▶ Big 12 Ranks: 15th in rebounding (5.4), 5th in free throw percentage (86.0), 12th in offensive rebounds (2.1).
- ▶ Made a career-best 27-straight free throws before missing two at Texas.
- ▶ Set a career-high for blocks and steals in a game with four against TCU.
- ▶ Set a career-high in points against Kansas with 20, which saw him also pull in 9 rebounds and 2 blocks.
- ▶ Streak of 16 straight makes from the free throw line ended at Oklahoma.
- ▶ Scored 14 points against Houston Baptist, which included an 8-of-8 performance from the free throw line.
- ▶ Known for his physical play, McGriff attempted 74 free throws in 503 total minutes, which trailed only Jawun Evans in free throw rate.
- ▶ Was the No. 1 play on the Nov. 23 SportsCenter Top 10 for his vicious transition dunk in the win over Georgetown in the Maui Invitational third-place game.
- ▶ Averaged 3.8 points and 3.1 rebounds on 40.5 percent shooting as a freshman.
- ▶ Posted four double-digit scoring performances, including a season-high 13 points on 3-of-6 shooting in the win over UConn.
- ▶ Began his collegiate career with a 13-rebound performance in the season opener against Campbell. It tied for the fifth most ever by an OSU player off the bench and 10th most by a Cowboy freshman.

MCGRIFF AGAINST TODAY'S OPPONENT

Opponent	Date	GS	Min	FG	FGA	3FG	FGA	FT	FTA	Off	Def	Tot	PF	A	TO	Blk	Stl	Pts
First Career Meeting5																		

2017-18 GAME-BY-GAME STATS

Opponent	Date	GS	Min	TOTAL			3-PTS			REBOUNDS			PF	FO	A	TO	Blk	Stl	Pts	Avg				
				FG	FGA	Pct	3FG	FGA	Pct	FT	FTA	Pct									Off	Def	Tot	
PEPPERDINE	11/10/17	22	35	.600	2	2	1.000	0	0	.000	0	4	4	4.0	0	0	0	1	0	8	8.0			
CHARLOTTE	11/13/17	26	36	.500	1	3	.333	4	5	.800	1	3	4	4.0	3	0	0	2	2	11	9.5			
ORAL ROBERTS	11/16/17	18	45	.800	0	1	.000	0	0	.000	3	4	7	5.0	1	0	0	1	0	8	9.0			
vs Texas A&M	11/20/17	24	48	.500	0	2	.000	0	0	.000	2	1	3	4.5	2	0	1	2	1	8	8.8			
vs Pittsburgh	11/21/17	21	38	.375	0	3	.000	0	0	.000	4	5	9	5.4	3	0	0	1	0	6	8.2			
HOUSTON BAPTIST	11/26/17	18	35	.600	0	1	.000	8	8	1.000	2	7	9	6.0	0	0	1	0	1	14	9.2			
AUSTIN PEAY	11/29/17	20	12	.500	1	1	1.000	2	3	.667	1	4	5	5.9	4	0	0	3	0	1	5	8.6		
MISS VALLEY STATE	12/03/17	* 27	45	.800	1	1	1.000	2	2	1.000	0	9	9	6.3	0	0	3	1	1	3	11	8.9		
WICHITA STATE	12/09/17	* 20	12	.500	1	2	.500	0	0	.000	0	1	1	5.7	4	0	0	2	0	0	3	8.2		
vs Florida State	12/16/17	11	12	.500	0	1	.000	0	0	.000	0	1	1	5.1	2	0	1	1	0	2	7.6			
TULSA	12/19/17	23	35	.600	1	1	1.000	0	0	.000	1	4	5	5.1	3	0	1	1	0	1	7	7.5		
UT-RIO GRANDE VALLEY	12/22/17	19	25	.400	0	0	.000	4	4	1.000	3	2	5	5.1	1	0	0	2	0	2	8	7.6		
WEST VIRGINIA	12/29/17	18	0	.000	0	0	.000	4	4	1.000	1	1	2	4.8	4	0	0	0	0	4	7.3			
at Oklahoma	01/03/18	* 34	17	.143	0	3	.000	4	6	.667	4	4	8	5.1	1	0	1	0	1	2	6	7.2		
IOWA STATE	01/06/18	19	23	.667	0	0	.000	2	2	1.000	2	0	2	4.9	3	0	3	0	0	6	7.1			
at Kansas State	01/10/18	13	11	1.000	0	0	.000	0	0	.000	1	2	3	4.8	5	1	1	2	0	2	6.8			
TEXAS	01/13/18	17	14	.250	0	0	.000	0	0	.000	2	0	2	4.6	3	0	1	0	0	2	6.5			
at Baylor	01/15/18	24	710	.700	0	0	.000	2	2	1.000	0	3	3	4.5	3	0	2	0	0	16	7.1			
OKLAHOMA	01/20/18	12	24	.500	0	0	.000	0	0	.000	3	3	6	4.6	4	0	0	0	0	4	6.9			
at Texas Tech	01/23/18	16	23	.667	0	0	.000	3	4	.750	3	2	5	4.6	5	1	1	5	0	7	6.9			
at Arkansas	01/27/18	22	35	.600	0	1	.000	2	2	1.000	4	6	10	4.9	1	0	3	1	0	8	7.0			
TCU	01/30/18	34	310	.300	0	1	.000	5	6	.833	1	5	6	4.9	2	0	2	1	4	4	11	7.1		
at Kansas	02/03/18	* 38	710	.700	1	3	.333	5	6	.833	3	6	9	5.1	1	0	0	2	2	3	20	7.7		
BAYLOR	02/06/18	* 28	26	.333	0	1	.000	1	4	.250	4	3	7	5.2	1	0	0	1	1	1	5	7.6		
at West Virginia	2-10-18	* 32	37	.429	1	1	1.000	13	13	1.000	4	5	9	5.3	5	1	1	1	0	20	8.1			
KANSAS STATE	02/14/18	* 29	36	.500	1	2	.500	6	6	1.000	3	4	7	5.4	2	0	1	5	1	1	13	8.3		
at TCU	02/17/18	* 22	38	.375	1	3	.333	2	2	1.000	1	3	4	5.3	4	0	2	2	0	1	9	8.3		
TEXAS TECH	02/21/18	* 34	25	.400	1	4	.250	4	4	1.000	4	3	7	5.4	4	0	1	2	1	1	9	8.3		
at Texas	02/24/18	* 25	12	.500	1	2	.500	2	4	.500	1	2	3	5.3	4	0	1	3	0	0	5	8.2		
at Iowa State	02-27-18	* 30	58	.625	2	3	.667	7	7	1.000	2	3	5	5.3	0	0	2	1	0	19	8.6			
KANSAS	03/03/18	* 25	12	.500	1	1	1.000	1	2	.500	1	3	4	4.6	3	0	0	1	3	0	4	9.2		
vs Oklahoma	03/07/18	* 33	613	.462	4	5	.800	2	2	1.000	6	3	9	5.4	1	0	0	1	0	18	8.7			
vs Kansas	03/08/18	* 28	410	.400	0	2	.000	0	0	.000	5	3	8	5.5	1	0	1	0	0	8	8.7			
FGCU	03/13/18	* 29	14	.250	1	2	.500	1	2	.500	1	4	5	6.2	1	0	3	3	0	4	10.6			
Totals		5	145	17	37	.459	8	13	.615	11	13	.846	15	16	31	6.2	6	0	6	6	3	0	53	10.6

CAREER GAME HIGHS / SUPERLATIVES

Points	20, 2x, last at West Virginia, 2017-18
Rebounds	13, vs Campbell, 2016-17
Field Goals	7, 2x, last at Kansas, 2017-18
Field Goals Att.	13, vs Oklahoma, 2017-18
Three-Point FG	4, vs Oklahoma, 2017-18
Three-Point FG Att.	5, vs Oklahoma, 2017-18
Free Throws Made	13 at West Virginia, 2017-18
Free Throws Att.	13, at West Virginia, 2017-18
Assists	3, 5x last vs Iowa State, 2017-18
Steals	4, vs TCU, 2017-18
Blocks	4, vs TCU, 2017-18
Minutes	38, at Kansas, 2017-18

Miscellaneous

Miscellaneous	Career
Games with 10+ points	14
Games with 20+ points	2
Games with 5+ rebounds	28
Games with 10+ rebounds	2
Games with 3+ assists	5
Games with 2+ steals	9
Games with 2+ blocks	5
Double-Doubles	0
Games led team in points	2
Games led team in rebounds	9
Games led team in assists	1
Games led team in steals	8
Games led team in blocks	6

CAREER STATS

Year	GP	GS	Min	Avg	-----Total-----			-----3-PTS-----			FT	FTA	Pct	-----Rebounds-----			PF	FO	Ast	TO	Blk	Stl	Pts	Avg	
					FG	FGA	Pct	FG	FGA	Pct				Off	Def	Tot									
2016-17	32	1	503	15.7	30	74	.405	6	21	.286	54	74	.730	38	60	98	3.1	69	1	20	35	8	16	120	3.8
2017-18	34	15	811	23.9	92	186	.495	21	52	.404	86	100	.860	73	112	185	5.4	85	3	31	48	19	26	291	8.6
TOTAL	66	16	1314	19.9	122	260	.469	27	73	.370	140	174	.805	111	172	283	4.3	154	4	51	83	27	42	411	6.2



PLAYER SPOTLIGHT

23 MICHAEL WEATHERS

Guard ▶ 6-2 ▶ 170 ▶ Sophomore ▶ Roeland Park, Kan. (Shawnee Mission North HS)



- ▶ Will redshirt the 2017-18 season due to NCAA transfer rules.
- ▶ Named the Mid-American Conference (MAC) Freshman of the Year following a standout season for Miami.
- ▶ Led the Redhawks in scoring (16.7 ppg), assists (4.8 apg), steals (1.9 spg) and blocks (1.4 bpg), and was third on the team in rebounding (4.2 rpg).
- ▶ Weathers' 1.4 blocks per game led the MAC.
- ▶ At 16.7 points per game, Weathers tied with Kentucky's De'Aaron Fox as the nation's ninth highest scoring freshman.
- ▶ Weathers was the only freshman in the nation to average at least 16 points, 4.0 rebounds, 4.0 assists and 1.4 blocks per game.
- ▶ Posted nine 20-point performances, including a season-high of 31 points against Northern Kentucky.
- ▶ Led the RedHawks in scoring 22 times.
- ▶ Four-year letterwinner at guard for Shawnee Mission North High School in Overland Park, Kansas.
- ▶ Named First Team All-State both as junior and as senior.
- ▶ Helped lead Shawnee Mission North to Kansas 6A Championship in 2016.
- ▶ Finished as program's all-time leading scorer with 1,626 points and all-time leader in steals with 189.
- ▶ Named Sunflower League Player of the Year as senior, averaging 20.9 ppg, 4.6 rpg and 3.4 apg.

WEATHERS AGAINST TODAY'S OPPONENT

Opponent	Date	GS	Min	FG	FGA	3FG	FGA	FT	FTA	Off	Def	Tot	PF	A	TO	Blk	Stl	Pts	
Weathers is sitting out the 2017-18 season due to NCAA Transfer rules																			

2017-18 GAME-BY-GAME STATS

Opponent	Date	GS	Min	TOTAL			3-PTS			REBOUNDS												
				FG	FGA	Pct	3FG	FGA	Pct	FT	FTA	Pct	Off	Def	Tot	Avg	PF	FO	A	TO	Blk	Stl
Sitting out due to NCAA Transfer rules																						

CAREER GAME HIGHS / SUPERLATIVES

Points	-
Rebounds	-
Field Goals	-
Field Goals Att.	-
Three-Point FG	-
Three-Point FG Att.	-
Free Throws Made	-
Free Throws Att.	-
Assists	-
Steals	-
Blocks	-
Minutes	-
Miscellaneous	
Games with 10+ points	-
Games with 20+ points	-
Games with 5+ rebounds	-
Games with 10+ rebounds	-
Games with 3+ assists	-
Games with 2+ steals	-
Games with 2+ blocks	-
Double-Doubles	-
Games led team in points	-
Games led team in rebounds	-
Games led team in assists	-
Games led team in steals	-
Games led team in blocks	-

CAREER STATS

Year	GP	GS	Min	Avg	-----Total-----			-----3-PTS-----			-----Rebounds-----									
					FG	FGA	Pct	FG	FGA	Pct	FT	FTA	Pct	Off	Def	Tot	Avg	PF	FO	Ast



PLAYER SPOTLIGHT

30 JEFFREY CARROLL

Guard/Small Forward ▶ 6-6 ▶ 220 ▶ R-Senior ▶ Rowlett, Texas (Rowlett High School)



- ▶ Earned his second career All-Big 12 Conference accolade when he was selected to the third team by the league's coaches and honorable mention by the Associated Press.
- ▶ Big 12 Ranks: 9th in scoring (15.2), 10th in rebounding (6.3), 13th in free throw percentage (77.8), 10th in 3-pointers made (1.9), 8th in defensive rebounds (4.6).
- ▶ 8th career double-double (23 points, 13 rebounds) in the Bedlam win over No. 4 Oklahoma.
- ▶ 41st player in Cowboy history to reach 1,000 career points.
- ▶ Scored a career-high 29 points against Pittsburgh in leading OSU to a win in the Legends Classic.
- ▶ The Big 12's highest returning scorer, which earned him Preseason All-Big 12 honors.
- ▶ One of 20 named to the Watch List for the Julius Erving Award, which is given to the nation's top small forward.
- ▶ Last season, Carroll earned Second-Team All-Big 12 Conference honors (Associated Press & Coaches).
- ▶ First-Team All-District by the National Association of Basketball Coaches and U.S. Basketball Writers Association Second-Team All-District.
- ▶ Became just the fourth Big 12 player to ever finish in the top 10 in the league in scoring (3rd, 17.5 ppg), rebounding (8th, 6.6 rpg) and 3-point percentage (3rd, 44.4 3fg%). Carroll joins Big 12 legends Georges Niang (ISU, 2015-16), Jordan Hamilton (Texas, 2010-11) and Kevin Durant (Texas, 2006-07).

CARROLL AGAINST TODAY'S OPPONENT

Opponent	Date	GS	Min	FG	FGA	3FG	FGA	FT	FTA	Off	Def	Tot	PF	A	TO	Blk	Stl	Pts	
First Career Meeting																			

2017-18 GAME-BY-GAME STATS

Opponent	Date	GS	Min	TOTAL			3-PTS			REBOUNDS			PF	FO	A	TO	Blk	Stl	Pts	Avg			
				FG	FGA	Pct	3FG	FGA	Pct	FT	FTA	Pct									Off	Def	Tot
PEPPERDINE	11/10/17	DNP																					
CHARLOTTE	11/13/17	DNP																					
ORAL ROBERTS	11/16/17	DNP																					
vs Texas A&M	11/20/17	22	2 12	.167	0	5	.000	0	2	.000	1	2	3	3.0	0	0	1	0	0	4	4.0		
vs Pittsburgh	11/21/17	25	10 17	.588	2	5	.400	7	7	1.000	6	3	9	6.0	2	0	3	2	0	0	29	16.5	
HOUSTON BAPTIST	11/26/17	21	3 8	.375	1	4	.250	6	6	1.000	1	7	8	6.7	2	0	2	3	3	0	13	15.3	
AUSTIN PEAY	11/29/17	25	5 13	.385	2	8	.250	5	8	.625	1	4	5	6.3	2	0	3	2	0	1	17	15.8	
MISS VALLEY STATE	12/03/17	16	3 9	.333	1	4	.250	3	4	.750	1	6	7	6.4	1	0	1	1	0	1	10	14.6	
WICHITA STATE	12/09/17	17	1 9	.111	1	5	.200	0	0	.000	0	2	2	5.7	4	0	0	2	0	0	3	12.7	
vs Florida State	12/16/17	36	7 19	.368	4	7	.571	5	6	.833	1	6	7	5.9	2	0	3	3	0	1	23	14.1	
TULSA	12/19/17	* 29	6 13	.462	2	8	.250	0	0	.000	3	8	11	6.5	0	0	1	2	0	2	14	14.1	
UT-RIO GRANDE VALLEY	12/22/17	* 26	8 13	.615	3	7	.429	3	3	1.000	1	3	4	6.2	1	0	0	0	2	0	22	15.0	
WEST VIRGINIA	12/29/17	* 32	5 12	.417	2	5	.400	5	10	.500	2	3	5	6.1	0	0	1	1	1	4	17	15.2	
at Oklahoma	01/03/18	* 37	5 14	.357	2	9	.222	3	6	.500	2	8	10	6.5	3	0	1	5	0	1	15	15.2	
IOWA STATE	01/06/18	* 37	8 19	.533	3	6	.500	5	6	.833	2	6	8	6.6	1	0	1	2	0	2	24	15.9	
at Kansas State	01/10/18	* 36	7 12	.583	1	4	.250	5	5	1.000	2	4	6	6.5	2	0	0	1	0	1	20	16.2	
TEXAS	01/13/18	* 34	7 12	.583	2	5	.400	1	1	1.000	1	2	3	6.0	1	0	0	1	0	0	17	16.3	
at Baylor	01/15/18	* 27	2 12	.167	0	5	.000	4	6	.667	1	1	2	6.0	3	0	3	3	0	0	8	15.7	
OKLAHOMA	01/20/18	* 43	8 22	.364	2	8	.250	5	8	.625	4	9	13	6.4	0	0	1	2	0	1	23	16.2	
at Texas Tech	01/23/18	* 30	5 10	.500	2	4	.500	4	5	.800	0	3	3	6.2	3	0	0	4	0	1	16	16.2	
at Arkansas	01/27/18	* 30	2 10	.200	2	5	.400	2	2	1.000	1	5	6	6.2	3	0	1	0	0	0	8	15.7	
TCU	01/30/18	* 37	5 14	.357	4	6	.667	4	5	.800	1	6	8	6.0	2	0	0	3	0	0	18	15.8	
at Kansas	02/03/18	* 38	5 16	.313	4	9	.444	1	2	.500	2	2	4	6.1	2	0	3	5	0	1	15	15.8	
BAYLOR	02/06/18	* 32	4 12	.333	1	6	.167	0	0	.000	0	3	3	5.9	1	0	3	3	0	0	9	15.5	
at West Virginia	2-10-18	* 31	4 9	.444	3	7	.429	3	4	.750	0	2	2	5.7	1	0	1	1	0	0	14	15.4	
KANSAS STATE	02/14/18	* 36	4 11	.364	1	7	.143	4	4	1.000	2	7	9	5.9	4	0	1	0	0	0	13	15.3	
at TCU	02/17/18	* 31	2 6	.333	0	3	.000	4	4	1.000	2	6	8	6.0	3	0	3	3	0	2	8	15.0	
TEXAS TECH	02/21/18	* 29	5 9	.556	2	5	.400	2	2	1.000	1	5	6	6.0	2	0	2	4	0	1	14	15.0	
at Texas	02/24/18	* 33	7 13	.538	2	8	.250	3	3	1.000	0	6	6	6.0	1	0	3	1	0	1	19	15.1	
at Iowa State	02-27-18	* 33	9 19	.474	3	7	.429	0	0	.000	4	4	8	6.0	2	0	7	1	0	3	21	15.3	
KANSAS	03/03/18	* 31	4 9	.444	2	7	.286	0	0	.000	0	3	3	6.2	2	0	2	1	0	1	10	14.4	
vs Oklahoma	03/07/18	* 34	5 11	.455	3	7	.429	0	0	.000	2	11	13	6.2	0	0	3	5	1	0	13	15.1	
vs Kansas	03/08/18	* 36	6 14	.429	3	7	.429	2	4	.500	3	4	7	6.2	1	0	1	1	0	0	17	15.1	
FGCU	03/13/18	* 29	3 11	.273	0	4	.000	12	13	.923	3	5	8	7.8	2	0	3	1	0	3	18	15.8	
Totals		5	163	27	64	.422	11	32	.344	14	17	.824	12	27	39	7.8	7	0	16	9	1	79	15.8

CAREER GAME HIGHS / SUPERLATIVES

Points	29 vs Pittsburgh, 2017-18
Rebounds	13, 2x last vs Oklahoma, 2017-18
Field Goals	11, at Texas, 2016-17
Field Goals Att.	22, vs Oklahoma, 2017-18
Three-Point FG	5, vs Kansas, 2016-17
Three-Point FG Att.	11, vs Kansas, 2016
Free Throws Made	12, FGCU, 2017-18
Free Throws Att.	13, FGCU, 2017-18
Assists	7, at Iowa State, 2017-18
Steals	4 vs West Virginia, 2017-18
Blocks	3, vs Hoston Baptist, 2017-18
Minutes	39, at Baylor, 2016-17

Miscellaneous	Career
Games with 10+ points	70
Games with 20+ points	23
Games with 5+ rebounds	34
Games with 10+ rebounds	11
Games with 3+ assists	17
Games with 2+ steals	14
Games with 2+ blocks	3
Double-Doubles	8
Games led team in points	30
Games led team in rebounds	32
Games led team in assists	6
Games led team in steals	19
Games led team in blocks	9

CAREER STATS


Year	GP	GS	Min	Avg	-----Total-----			-----3-PTS-----			-----Rebounds-----			PF	FO	Ast	TO	Blk	Stl	Pts	Avg				
					FG	FGA	Pct	FG	FGA	Pct	FT	FTA	Pct									Off	Def	Tot	
2014-15	22	9	250	11.4	32	82	.390	17	57	.298	5	7	.714	9	31	40	1.8	16	0	7	6	5	86	3.9	
2015-16	30	20	744	24.8	87	212	.410	40	120	.333	33	47	.702	18	101	119	4.0	42	1	19	35	8	17	247	8.2
2016-17	33	21	960	29.1	198	369	.537	59	133	.444	121	150	.807	64	153	217	6.6	64	1	40	52	5	29	576	17.5
2017-18	31	25	953	30.7	157	386	.407	60	187	.321	98	126	.778	50	144	194	6.3	52	0	54	63	7	27	472	15.2
TOTAL	116	75	2907	25.1	474	1049	.452	176	497	.354	257	330	.779	141	429	570	4.9	174	2	120	156	25	78	1381	11.9



PLAYER SPOTLIGHT

33 TREY REEVES

Forward ▶ 6-4 ▶ 215 ▶ Sophomore ▶ Gans, Okla. (Muldrow High School)



- ▶ Son of Oklahoma State legend Bryant "Big Country" Reeves, who helped lead the Cowboys to the 1995 NCAA Final Four.
- ▶ Named to the 2016-17 Academic All-Big 12 Rookie Team.
- ▶ Posted a 4.0 grade point average, which made him one of just 46 Big 12 rookies and one of just 10 OSU rookies to earn a perfect GPA.
- ▶ Saw action in eight games for the Cowboys (1.5 mpg).
- ▶ Grabbed a rebound in the wins over Texas Tech, Texas A&M-Corpus Christi and New Orleans.
- ▶ Finished his freshman season with a rebounding average of 0.4 rpg.
- ▶ Integral member of the Cowboy scout team, and is applauded by his teammates for his work ethic, positive attitude and hustle.
- ▶ In high school he was named the All-Area Most Valuable Player by the Southwest Times Record.
- ▶ Valedictorian of his class at Muldrow High School.
- ▶ Averaged 13 points, eight rebounds, 1.5 assists and 1.5 steals per game as a senior.
- ▶ Shot 70 percent from the floor and 49 percent from 3-point.
- ▶ Helped Muldrow reach the area round of the playoffs.
- ▶ Named the VYPE 3 Rivers Academic Athlete of the Month in February of 2016.

REEVES AGAINST TODAY'S OPPONENT

Opponent	Date	GS	Min	FG	FGA	3FG	FGA	FT	FTA	Off	Def	Tot	PF	A	TO	Blk	Stl	Pts	
First career meeting																			

2017-18 GAME-BY-GAME STATS

Opponent	Date	GS	Min	TOTAL			3-PTS			REBOUNDS										Pts	Avg						
				FG	FGA	Pct	3FG	FGA	Pct	FT	FTA	Pct	Off	Def	Tot	PF	FO	A	TO			Blk	Stl				
PEPPERDINE	11/10/17	1	0	0	.000	0	0	.000	0	0	.000	0	0	0	0	0	0	0	0	0	0	0	0	0	0		
CHARLOTTE	11/13/17	2	0	1	.000	0	0	.000	0	0	.000	0	0	0	0	0	0	0	0	0	0	0	0	0	0	0	
ORAL ROBERTS	11/16/17	6	0	0	.000	0	0	.000	0	0	.000	0	0	0	0	0	0	0	0	0	0	0	0	0	0	0	
vs Texas A&M	11/20/17	DNP																									
vs Pittsburgh	11/21/17	DNP																									
HOUSTON BAPTIST	11/26/17	3	0	1	.000	0	0	.000	0	0	.000	0	0	0	0	0	0	0	0	0	0	0	0	0	0	0	
AUSTIN PEAY	11/29/17	DNP																									
MISS VALLEY STATE	12/03/17	2	0	0	.000	0	0	.000	0	0	.000	0	0	0	0	0	0	0	0	0	0	0	0	0	0	0	
WICHITA STATE	12/09/17	DNP																									
vs Florida State	12/16/17	DNP																									
TULSA	12/19/17	DNP																									
UT-RIO GRANDE VALLEY	12/22/17	4	0	2	.000	0	2	.000	0	0	.000	0	2	2	0	0	0	0	0	0	0	0	0	0	0	0	
WEST VIRGINIA	12/29/17	DNP																									
at Oklahoma	01/03/18	DNP																									
IOWA STATE	01/06/17	DNP																									
at Kansas State	01/10/18	DNP																									
TEXAS	01/13/18	DNP																									
at Baylor	01/15/18	DNP																									
OKLAHOMA	01/20/18	DNP																									
at Texas Tech	01/23/18	DNP																									
at Arkansas	01/27/18	3	1	1	1.000	0	0	.000	0	0	.000	0	0	0	0	0	0	0	0	0	0	2	0.3	0	0.3		
TCU	01/30/18	DNP																									
at Kansas	02/03/18	DNP																									
BAYLOR	02/06/18	DNP																									
at West Virginia	2-10-18	DNP																									
KANSAS STATE	02/14/18	DNP																									
at TCU	02/17/18	DNP																									
TEXAS TECH	02/21/18	DNP																									
at Texas	02/24/18	DNP																									
at Iowa State	02-27-18	DNP																									
KANSAS	03/03/18	1	0	0	.000	0	0	.000	0	0	.000	0	0	0	0	0	0	0	0	0	0	0	0	0	0	0	
vs Oklahoma	03/07/18	DNP																									
vs Kansas	03/08/18	DNP																									
FGCU	03/13/18	DNP																									
Totals		0	1	0	0	.000	0	0	.000	0	0	.000	0	0	0	0	0	0	0	0	0	0	0	0	0	0	0

CAREER GAME HIGHS / SUPERLATIVES

Points	2, at Arkansas, 2017-18
Rebounds	2, UT-Rio Grande Valley, 2017-18
Field Goals	1, at Arkansas, 2017-18
Field Goals Att.	3, vs Arkansas-Pine Bluff, 2016-17
Three-Point FG	-
Three-Point FG Att.	2, vs Arkansas-Pine Bluff, 2016-17
Free Throws Made	-
Free Throws Att.	-
Assists	-
Steals	-
Blocks	-
Minutes	3, 2x, last vs Arkansas-Pine Bluff, 2016-17

Miscellaneous

	Career
Games with 10+ points	0
Games with 20+ points	0
Games with 5+ rebounds	0
Games with 10+ rebounds	0
Games with 3+ assists	0
Games with 2+ steals	0
Games with 2+ blocks	0
Double-Doubles	0
Games led team in points	0
Games led team in rebounds	0
Games led team in assists	0
Games led team in steals	0
Games led team in blocks	0

CAREER STATS

Year	GP	GS	Min	Avg	-----Total-----			-----3-PTS-----			-----Rebounds-----																
					FG	FGA	Pct	FG	FGA	Pct	FT	FTA	Pct	Off	Def	Tot	Avg	PF	FO	Ast	TO	Blk	Stl	Pts	Avg		
2016-17	8	0	12	1.5	0	4	.000	0	3	.000	0	0	.000	0	3	3	0.4	1	0	0	0	0	0	0	0	0	0
2017-18	8	0	22	2.8	1	5	.200	0	2	.000	0	0	.000	0	2	2	0.3	3	0	0	2	0	0	2	0	2	0.3
TOTAL	16	0	34	2.1	1	9	.111	0	5	.000	0	0	.000	0	5	5	0.3	4	0	0	2	0	0	2	0	2	0.1



2017-18 STATISTICS

RECORD:	OVERALL	HOME	AWAY	NEUTRAL
ALL GAMES	20-14	14-5	3-7	3-2
CONFERENCE	8-10	5-4	3-6	0-0
NON-CONFERENCE	12-4	9-1	0-1	3-2

#	Player	gp-gs	min	avg	Total		3-Point		F-Throw		Rebounds			pf	dq	a	to	blk	stl	pts	avg	
					fg-fga	fg%	3fg-fga	3fg%	ft-fa	ft%	off	def	tot									avg
30	Carroll, Jeffrey	31-25	953	30.7	157-386	.407	60-187	.321	98-126	.778	50	144	194	6.3	52	0	54	63	7	27	472	15.2
01	Smith, Kendall	33-28	884	26.8	155-380	.408	43-112	.384	67-98	.684	17	85	102	3.1	56	2	96	72	0	34	420	12.7
05	Shine, Tavaris	29-18	743	25.6	93-230	.404	38-120	.317	59-77	.766	37	66	103	3.6	63	3	50	34	20	28	283	9.8
21	Waters, Lindy	33-29	887	26.9	99-219	.452	48-127	.378	40-52	.769	23	96	119	3.6	83	1	61	41	13	28	286	8.7
12	McGriff, Cameron	34-15	811	23.9	92-186	.495	21-52	.404	86-100	.860	73	112	185	5.4	85	3	31	48	19	26	291	8.6
41	Solomon, Mitchell	34-34	816	24.0	108-198	.545	7-31	.226	64-73	.877	107	113	220	6.5	113	7	48	54	35	32	287	8.4
00	Averette, Brandon	34-6	687	20.2	82-201	.408	10-37	.270	42-57	.737	5	55	60	1.8	51	1	99	48	1	22	216	6.4
04	Dziagwa, Thomas	34-0	350	10.3	54-149	.362	47-125	.376	17-18	.944	5	33	38	1.1	34	0	16	23	1	10	172	5.1
02	Dawson, Zack	5-0	50	10.0	7-17	.412	2-7	.286	6-9	.667	0	4	4	0.8	6	0	8	8	0	0	22	4.4
24	Dillard, Davon	4-0	33	8.3	6-10	.600	1-2	.500	4-4	1.000	3	2	5	1.3	3	0	0	3	0	0	17	4.3
35	Sima, Yankuba	25-8	369	14.8	40-78	.513	0-1	.000	17-36	.472	36	43	79	3.2	63	0	9	30	28	12	97	3.9
14	N'Guessan, Lucas	26-7	245	9.4	12-23	.522	0-2	.000	13-22	.591	14	35	49	1.9	37	2	9	12	11	7	37	1.4
33	Reeves, Trey	8-0	22	2.8	1-5	.200	0-2	.000	0-0	.000	0	2	2	0.3	3	0	0	2	0	0	2	0.3
Team											58	53	111				16					
Total.....		34	6850		906-2082	.435	277-805	.344	513-672	.763	428	843	1271	37.4	649	19	481	454	135	226	2602	76.5
Opponents.....		34	6850		860-1971	.436	256-692	.370	504-696	.724	369	828	1197	35.2	639	-	446	492	96	217	2480	72.9

TEAM STATISTICS	OSU	OPP	Date	Opponent	Score	Att.
SCORING	2602	2480	11/10/17	PEPPERDINE	w 78-47	5386
Points per game	76.5	72.9	11/13/17	CHARLOTTE	w 83-65	4387
Scoring margin	+3.6	-	11/16/17	ORAL ROBERTS	w 91-48	4268
FIELD GOALS-ATT	906-2082	860-1971	11/20/17	vs Texas A&M	L 55-72	5904
Field goal pct	.435	.436	11/21/17	vs Pittsburgh	w 73-67	5081
3 POINT FG-ATT	277-805	256-692	11/26/17	HOUSTON BAPTIST	w 101-74	4325
3-point FG pct	.344	.370	11/29/17	AUSTIN PEAY	w 79-63	4697
3-pt FG made per game	8.1	7.5	12/03/17	MISS VALLEY STATE	w 83-62	4564
FREE THROWS-ATT	513-672	504-696	12/09/17	WICHITA STATE	L 66-78	9655
Free throw pct	.763	.724	12/16/17	vs Florida State	w 71-70	9152
F-Throws made per game	15.1	14.8	12/19/17	TULSA	w 71-59	5412
REBOUNDS	1271	1197	12/22/17	UT-RIO GRANDE VALLEY	w 102-83	5287
Rebounds per game	37.4	35.2	* 12/29/17	WEST VIRGINIA	L 79-85	8257
Rebounding margin	+2.2	-	* 01/03/18	at Oklahoma	L 89-109	11390
ASSISTS	481	446	* 01/06/18	IOWA STATE	Wot 96-87	5568
Assists per game	14.1	13.1	* 01/10/18	at Kansas State	L 82-86	7470
TURNOVERS	454	492	* 01/13/18	TEXAS	w 65-64	6707
Turnovers per game	13.4	14.5	* 01/15/18	at Baylor	L 60-76	6078
Turnover margin	+1.1	-	* 01/20/18	OKLAHOMA	Wot 83-81	13611
Assist/turnover ratio	1.1	0.9	* 01/23/18	at Texas Tech	L 70-75	12585
STEALS	226	217	01/27/18	at Arkansas	L 65-66	18057
Steals per game	6.6	6.4	* 01/30/18	TCU	L 66-79	6250
BLOCKS	135	96	* 02/03/18	at Kansas	w 84-79	16300
Blocks per game	4.0	2.8	* 02/06/18	BAYLOR	L 56-67	6017
ATTENDANCE	126287	156139	* 02/10/18	at West Virginia	w 88-85	13057
Home games-Avg/Game	19-6647	10-11810	* 02/14/18	KANSAS STATE	L 72-82	7017
Neutral site-Avg/Game	-	5-7608	* 02/17/18	at TCU	L 70-90	6588
Score by Periods	1st	2nd	3rd	4th	Totals	
Oklahoma State	1240	1292	50	20	2602	
Opponents	1101	1321	33	25	2480	
						* 02/21/18 TEXAS TECH w 79-71 7092
						* 02/24/18 at Texas L 64-65 12316
						* 02/27/18 at Iowa State w 80-71 14258
						* 03/03/18 KANSAS w 82-64 12482
						03/07/18 vs Oklahoma w 71-60 0
						03/08/18 vs Kansas L 68-82 17903
						03/13/18 FGCU w 80-68 5305

* - Conference game



2017-18 BIG 12 CONFERENCE ONLY

RECORD:	OVERALL	HOME	AWAY	NEUTRAL
ALL GAMES	8-10	5-4	3-6	0-0
CONFERENCE	8-10	5-4	3-6	0-0
NON-CONFERENCE	0-0	0-0	0-0	0-0

#	Player	gp-gs	min	avg	Total		3-Point		F-Throw		Rebounds				pf	dq	a	to	blk	stl	pts	avg
					fg-fga	fg%	3fg-fga	3fg%	ft-fa	ft%	off	def	tot	avg								
30	Carroll, Jeffrey	18-18	607	33.7	96-227	.423	36-111	.324	53-71	.746	26	78	104	5.8	32	0	33	40	1	19	281	15.6
01	Smith, Kendall	18-13	490	27.2	95-220	.432	26-55	.473	39-59	.661	9	46	55	3.1	29	0	41	33	0	18	255	14.2
05	Shine, Tavarius	14-6	364	26.0	45-116	.388	18-57	.316	24-31	.774	14	33	47	3.4	32	3	24	16	11	15	132	9.4
21	Waters, Lindy	17-13	477	28.1	53-111	.477	27-67	.403	23-32	.719	10	42	52	3.1	44	1	29	18	7	11	156	9.2
12	McGriff, Cameron	18-10	450	25.0	46-96	.479	9-24	.375	61-72	.847	40	52	92	5.1	54	3	17	28	14	13	162	9.0
41	Solomon, Mitchell	18-18	437	24.3	54-102	.529	4-11	.364	31-37	.838	55	56	111	6.2	69	6	25	30	18	18	143	7.9
00	Averette, Brandon	18-5	377	20.9	37-92	.402	1-10	.100	24-32	.750	2	25	27	1.5	33	1	48	25	0	10	99	5.5
04	Dziagwa, Thomas	18-0	147	8.2	22-62	.355	19-49	.388	8-9	.889	4	15	19	1.1	17	0	2	6	1	7	71	3.9
35	Sima, Yankuba	18-7	269	14.9	28-58	.483	0-0	.000	7-23	.304	31	35	66	3.7	46	0	7	26	25	8	63	3.5
14	N'Guessan, Lucas	13-0	31	2.4	1-1	1.000	0-0	.000	1-3	.333	2	3	5	0.4	7	1	1	3	1	1	3	0.2
33	Reeves, Trey	1-0	1	1.0	0-0	.000	0-0	.000	0-0	.000	0	0	0	0.0	1	0	0	0	0	0	0	0.0
Team											27	29	56				11					
Total.....		18	3650		477-1085	.440	140-384	.365	271-369	.734	220	414	634	35.2	364	15	227	236	78	120	1365	75.8
Opponents.....		18	3650		485-1056	.459	151-369	.409	295-393	.751	204	441	645	35.8	342	-	257	236	57	112	1416	78.7

TEAM STATISTICS	OSU	OPP	Date	Opponent	Score	Att.
SCORING	1365	1416	* 12/29/17	WEST VIRGINIA	L 79-85	8257
Points per game	75.8	78.7	* 01/03/18	at Oklahoma	L 89-109	11390
Scoring margin	-2.8	-	* 01/06/18	IOWA STATE	Wot 96-87	5568
FIELD GOALS-ATT	477-1085	485-1056	* 01/10/18	at Kansas State	L 82-86	7470
Field goal pct	.440	.459	* 01/13/18	TEXAS	w 65-64	6707
3 POINT FG-ATT	140-384	151-369	* 01/15/18	at Baylor	L 60-76	6078
3-point FG pct	.365	.409	* 01/20/18	OKLAHOMA	Wot 83-81	13611
3-pt FG made per game	7.8	8.4	* 01/23/18	at Texas Tech	L 70-75	12585
FREE THROWS-ATT	271-369	295-393	* 01/30/18	TCU	L 66-79	6250
Free throw pct	.734	.751	* 02/03/18	at Kansas	w 84-79	16300
F-Throws made per game	15.1	16.4	* 02/06/18	BAYLOR	L 56-67	6017
REBOUNDS	634	645	* 2-10-18	at West Virginia	w 88-85	13057
Rebounds per game	35.2	35.8	* 02/14/18	KANSAS STATE	L 72-82	7017
Rebounding margin	-0.6	-	* 02/17/18	at TCU	L 70-90	6588
ASSISTS	227	257	* 02/21/18	TEXAS TECH	w 79-71	7092
Assists per game	12.6	14.3	* 02/24/18	at Texas	L 64-65	12316
TURNOVERS	236	236	* 02-27-18	at Iowa State	w 80-71	14258
Turnovers per game	13.1	13.1	* 03/03/18	KANSAS	w 82-64	12482
Turnover margin	+0.0	-				
Assist/turnover ratio	1.0	1.1				
STEALS	120	112				
Steals per game	6.7	6.2				
BLOCKS	78	57				
Blocks per game	4.3	3.2				
ATTENDANCE	73001	100042				
Home games-Avg/Game	9-8111	9-11116				
Neutral site-Avg/Game	-	0-0				

* - Conference game

Score by Periods	1st	2nd	OT	Totals
Oklahoma State	640	698	27	1365
Opponents	633	767	16	1416



2017-18 STATISTICS

COMPARISON GAME-BY-GAME

Table with columns for Opponent, 1st, 2nd, Score, Mar, Total FG, FG Pct, 3-Pointers, 3FG Pct, Free Throws, FT Pct, Rebounds, Assist, T/Over, Block, Steal, Fouls. Lists 44 games.

STARTING LINEUPS

Table with columns for Opponent, Starter, Starter, Starter, Starter, Starter. Lists starting lineups for 44 games.

SPECIALTY STATS

Table with columns for Opponent, Paint, Off/TO, 2nd, Brk, Bench, Paint, Off/TO, 2nd, Brk, Bench. Compares OSU stats to Opponents for 44 games.



2017-18 TEAM SUPERLATIVES

Oklahoma State - TEAM GAME HIGHS

POINTS	102	UT-RIO GRANDE VALLEY (12/22/17)
	101	HOUSTON BAPTIST (11/26/17)
	96	IOWA STATE (01/06/18)
	91	ORAL ROBERTS (11/16/17)
	89	at Oklahoma (01/03/18)
FIELD GOALS MADE	35	at Oklahoma (01/03/18)
	35	ORAL ROBERTS (11/16/17)
FIELD GOAL ATTEMPTS	82	OKLAHOMA (01/20/18)
	80	at Oklahoma (01/03/18)
FIELD GOAL PERCENTAGE	.525 (31-59)	MISS VALLEY STATE (12/03/17)
	.522 (24-46)	TEXAS TECH (02/21/18)
3 PT FIELD GOALS MADE	13	ORAL ROBERTS (11/16/17)
	12	at Iowa State (02/27/18)
	12	at Kansas (02/03/18)
3 PT FG ATTEMPTS	34	TULSA (12/19/17)
	33	ORAL ROBERTS (11/16/17)
3 PT FG PERCENTAGE	.571 (8-14)	TCU (01/30/18)
	.500 (11-22)	TEXAS TECH (02/21/18)
FREE THROWS MADE	32	FGCU (03/13/18)
	31	HOUSTON BAPTIST (11/26/17)
FREE THROW ATTEMPTS	41	FGCU (03/13/18)
	36	at West Virginia (02/10/18)
	36	WEST VIRGINIA (12/29/17)
FREE THROW PERCENTAGE	1.000 (1-1)	TULSA (12/19/17)
	.955 (21-22)	at Kansas State (01/10/18)
REBOUNDS	53	vs Oklahoma (03/07/18)
	50	OKLAHOMA (01/20/18)
ASSISTS	26	HOUSTON BAPTIST (11/26/17)
	23	ORAL ROBERTS (11/16/17)
STEALS	13	MISS VALLEY STATE (12/03/17)
	12	TCU (01/30/18)
	12	UT-RIO GRANDE VALLEY (12/22/17)
BLOCKED SHOTS	8	KANSAS (03/03/18)
	8	OKLAHOMA (01/20/18)
	8	HOUSTON BAPTIST (11/26/17)
TURNOVERS	21	WEST VIRGINIA (12/29/17)
	20	at Texas Tech (01/23/18)
FOULS	29	at Texas Tech (01/23/18)
	29	at Kansas State (01/10/18)



2017-18 TEAM SUPERLATIVES

Opponent - GAME HIGHS

POINTS	109	at Oklahoma (01/03/18)
	90	at TCU (02/17/18)
	87	IOWA STATE (01/06/18)
	86	at Kansas State (01/10/18)
	85	at West Virginia (02/10/18)
FIELD GOALS MADE	85	WEST VIRGINIA (12/29/17)
	35	at Oklahoma (01/03/18)
FIELD GOAL ATTEMPTS	32	vs Kansas (03/08/18)
	82	OKLAHOMA (01/20/18)
FIELD GOAL PERCENTAGE	71	UT-RIO GRANDE VALLEY (12/22/17)
	.561 (32-57)	vs Kansas (03/08/18)
3 PT FIELD GOALS MADE	.556 (30-54)	TCU (01/30/18)
	15	at Oklahoma (01/03/18)
3 PT FG ATTEMPTS	13	at Iowa State (02/27/18)
	35	OKLAHOMA (01/20/18)
3 PT FG PERCENTAGE	28	TULSA (12/19/17)
	.667 (8-12)	TCU (01/30/18)
FREE THROWS MADE	.556 (15-27)	at Oklahoma (01/03/18)
	28	at Kansas State (01/10/18)
FREE THROW ATTEMPTS	27	WEST VIRGINIA (12/29/17)
	37	at Kansas State (01/10/18)
FREE THROW PERCENTAGE	34	at Oklahoma (01/03/18)
	1.000 (9-9)	BAYLOR (02/06/18)
REBOUNDS	.882 (15-17)	OKLAHOMA (01/20/18)
	57	OKLAHOMA (01/20/18)
ASSISTS	45	vs Texas A&M (11/20/17)
	24	at Oklahoma (01/03/18)
STEALS	21	at TCU (02/17/18)
	12	UT-RIO GRANDE VALLEY (12/22/17)
BLOCKED SHOTS	11	WEST VIRGINIA (12/29/17)
	8	OKLAHOMA (01/20/18)
TURNOVERS	7	at Arkansas (01/27/18)
	7	vs Florida State (12/16/17)
FOULS	22	vs Florida State (12/16/17)
	21	MISS VALLEY STATE (12/03/17)
	31	FGCU (03/13/18)
	27	WEST VIRGINIA (12/29/17)



2017-18 TEAM SUPERLATIVES

Oklahoma State - GAME LOWS

POINTS	55	vs Texas A&M (11/20/17)
	56	BAYLOR (02/06/18)
	60	at Baylor (01/15/18)
	64	at Texas (02/24/18)
	65	TEXAS (01/13/18)
FIELD GOALS MADE	65	at Arkansas (01/27/18)
	20	vs Texas A&M (11/20/17)
FIELD GOAL ATTEMPTS	20	at Arkansas (01/27/18)
	46	TEXAS TECH (02/21/18)
FIELD GOAL PERCENTAGE	47	WEST VIRGINIA (12/29/17)
	.299 (20-67)	vs Texas A&M (11/20/17)
3 PT FIELD GOALS MADE	.356 (21-59)	FGCU (03/13/18)
	3	vs Texas A&M (11/20/17)
3 PT FG ATTEMPTS	3	TEXAS (01/13/18)
	10	TEXAS (01/13/18)
3 PT FG PERCENTAGE	14	TCU (01/30/18)
	.125 (3-24)	vs Texas A&M (11/20/17)
FREE THROWS MADE	.227 (5-22)	vs Kansas (03/08/18)
	1	TULSA (12/19/17)
FREE THROW ATTEMPTS	7	BAYLOR (02/06/18)
	1	TULSA (12/19/17)
FREE THROW PERCENTAGE	10	vs Florida State (12/16/17)
	.467 (7-15)	BAYLOR (02/06/18)
REBOUNDS	.526 (10-19)	at Oklahoma (01/03/18)
	26	WICHITA STATE (12/09/17)
ASSISTS	26	TCU (01/30/18)
	7	vs Texas A&M (11/20/17)
STEALS	7	KANSAS STATE (02/14/18)
	2	at Baylor (01/15/18)
BLOCKED SHOTS	2	at Arkansas (01/27/18)
	2	KANSAS STATE (02/14/18)
TURNOVERS	1	TEXAS (01/13/18)
	1	BAYLOR (02/06/18)
FOULS	1	vs Kansas (03/08/18)
	7	ORAL ROBERTS (11/16/17)
FOULS	7	TEXAS (01/13/18)
	10	ORAL ROBERTS (11/16/17)
	12	MISS VALLEY STATE (12/03/17)
	12	BAYLOR (02/06/18)



2017-18 TEAM SUPERLATIVES

Opponent - GAME LOWS

POINTS	47	PEPPERDINE (11/10/17)
	48	ORAL ROBERTS (11/16/17)
	59	TULSA (12/19/17)
	60	vs Oklahoma (03/07/18)
	62	MISS VALLEY STATE (12/03/17)
FIELD GOALS MADE	13	PEPPERDINE (11/10/17)
	18	CHARLOTTE (11/13/17)
FIELD GOAL ATTEMPTS	45	WICHITA STATE (12/09/17)
	46	PEPPERDINE (11/10/17)
FIELD GOAL PERCENTAGE	.283 (13-46)	PEPPERDINE (11/10/17)
	.333 (20-60)	ORAL ROBERTS (11/16/17)
3 PT FIELD GOALS MADE	3	PEPPERDINE (11/10/17)
	3	ORAL ROBERTS (11/16/17)
3 PT FG ATTEMPTS	10	AUSTIN PEAY (11/29/17)
	12	TCU (01/30/18)
3 PT FG PERCENTAGE	.167 (3-18)	ORAL ROBERTS (11/16/17)
	.188 (3-16)	PEPPERDINE (11/10/17)
FREE THROWS MADE	4	MISS VALLEY STATE (12/03/17)
	5	ORAL ROBERTS (11/16/17)
FREE THROW ATTEMPTS	8	ORAL ROBERTS (11/16/17)
	9	vs Texas A&M (11/20/17)
	9	BAYLOR (02/06/18)
FREE THROW PERCENTAGE	.400 (4-10)	MISS VALLEY STATE (12/03/17)
	.556 (10-18)	at Arkansas (01/27/18)
REBOUNDS	27	vs Oklahoma (03/07/18)
	28	vs Pittsburgh (11/21/17)
	28	at Kansas State (01/10/18)
	28	at Kansas (02/03/18)
	28	at West Virginia (02/10/18)
	28	KANSAS STATE (02/14/18)
ASSISTS	6	PEPPERDINE (11/10/17)
	7	at Texas (02/24/18)
STEALS	2	ORAL ROBERTS (11/16/17)
	2	TULSA (12/19/17)
BLOCKED SHOTS	0	WICHITA STATE (12/09/17)
	0	TULSA (12/19/17)
TURNOVERS	8	at Kansas State (01/10/18)
	8	at Baylor (01/15/18)
	8	KANSAS STATE (02/14/18)
	8	at Texas (02/24/18)
FOULS	6	TULSA (12/19/17)
	12	at Texas (02/24/18)



2017-18 INDIVIDUAL SUPERLATIVES

Oklahoma State - INDIVIDUAL GAME HIGHS

Points	29		Carroll, Jeffrey vs Pittsburgh (11/21/17)
	25		Smith, Kendall vs Kansas (03/03/18)
	24		Smith, Kendall at Kansas (02/03/18)
Field Goals Made	24		Carroll, Jeffrey vs Iowa State (01/06/18)
	10		Smith, Kendall at Kansas (02/03/18)
Field Goal Att.	10		Carroll, Jeffrey vs Pittsburgh (11/21/17)
	22		Carroll, Jeffrey vs Oklahoma (01/20/18)
	19		Carroll, Jeffrey at Iowa State (02/27/18)
FG Pct (min 5 made)	19		Carroll, Jeffrey vs Florida State (12/16/17)
	1.000	(6-6)	Waters, Lindy vs Texas Tech (02/21/18)
	1.000	(5-5)	Solomon, Mitchell vs Miss Valley State (12/03/17)
3-Point FG Made	1.000	(5-5)	Solomon, Mitchell vs Houston Baptist (11/26/17)
	5		Dziagwa, Thomas at Oklahoma (01/03/18)
	4		McGriff, Cameron vs Oklahoma (03/07/18)
3-Point FG Att.	4		Smith, Kendall vs Kansas (03/03/18)
	4		Waters, Lindy at Texas (02/24/18)
	4		Waters, Lindy vs Texas Tech (02/21/18)
	4		Smith, Kendall at TCU (02/17/18)
	4		Carroll, Jeffrey at Kansas (02/03/18)
	4		Carroll, Jeffrey vs TCU (01/30/18)
	4		Shine, Tavarius vs Oklahoma (01/20/18)
	4		Carroll, Jeffrey vs Florida State (12/16/17)
	4		Dziagwa, Thomas vs Houston Baptist (11/26/17)
	4		Dziagwa, Thomas vs Pittsburgh (11/21/17)
	4		Averette, Brandon vs Oral Roberts (11/16/17)
	4		Dziagwa, Thomas vs Charlotte (11/13/17)
	4		Dziagwa, Thomas vs Pepperdine (11/10/17)
	4		Dziagwa, Thomas at Oklahoma (01/03/18)
	9		Carroll, Jeffrey at Kansas (02/03/18)
3-Pt FG Pct (min 5 made)	9		Shine, Tavarius vs Oklahoma (01/20/18)
	9		Carroll, Jeffrey at Oklahoma (01/03/18)
	9		Dziagwa, Thomas vs Pepperdine (11/10/17)
Free Throws Made	.500	(5-10)	Dziagwa, Thomas at Oklahoma (01/03/18)
Free Throw Att.	13		McGriff, Cameron at West Virginia (02/10/18)
	12		Carroll, Jeffrey vs FGCU (03/13/18)
FT Pct (min 9 made)	13		Carroll, Jeffrey vs FGCU (03/13/18)
	13		McGriff, Cameron at West Virginia (02/10/18)
	1.000	(13-13)	McGriff, Cameron at West Virginia (02/10/18)
Rebounds	1.000	(9-9)	Shine, Tavarius vs Wichita State (12/09/17)
	13		Carroll, Jeffrey vs Oklahoma (03/07/18)
Assists	13		Carroll, Jeffrey vs Oklahoma (01/20/18)
	9		Averette, Brandon vs Oral Roberts (11/16/17)
Steals	8		Smith, Kendall vs Pepperdine (11/10/17)
	4		Smith, Kendall vs Kansas (03/03/18)
	4		Solomon, Mitchell vs Baylor (02/06/18)
	4		McGriff, Cameron vs TCU (01/30/18)
	4		Waters, Lindy vs West Virginia (12/29/17)
Blocked Shots	4		Carroll, Jeffrey vs West Virginia (12/29/17)
	4		McGriff, Cameron vs TCU (01/30/18)
	3		McGriff, Cameron vs Kansas (03/03/18)
	3		Sima, Yankuba at Kansas (02/03/18)
	3		Sima, Yankuba at Texas Tech (01/23/18)
	3		Sima, Yankuba vs Oklahoma (01/20/18)



2017-18 INDIVIDUAL SUPERLATIVES

OPPONENT INDIVIDUAL GAME HIGHS

Points	48	Young, Trae vs Oklahoma (01/20/18)
	38	BROWN, Barry at Kansas State (01/10/18)
	33	Carter, Jevon at West Virginia (02/10/18)
Field Goals Made	14	Young, Trae vs Oklahoma (01/20/18)
	12	BROWN, Barry at Kansas State (01/10/18)
Field Goal Att.	39	Young, Trae vs Oklahoma (01/20/18)
	21	Young, Trae vs Oklahoma (03/07/18)
FG Pct (min 5 made)	.889 (8-9)	STEVENSON, Shamiel vs Pittsburgh (11/21/17)
	.818 (9-11)	Manek, Brady at Oklahoma (01/03/18)
3-Point FG Made	8	Young, Trae vs Oklahoma (01/20/18)
	7	Lecomte, Manu at Baylor (01/15/18)
3-Point FG Att.	20	Young, Trae vs Oklahoma (01/20/18)
	13	Young, Trae vs Oklahoma (03/07/18)
3-Pt FG Pct (min 5 made)	.750 (6-8)	Jackson, Donovan vs Iowa State (01/06/18)
	.750 (6-8)	Manek, Brady at Oklahoma (01/03/18)
Free Throws Made	14	SHAMET, Landry vs Wichita State (12/09/17)
	12	BROWN, Barry vs Kansas State (02/14/18)
	12	Young, Trae vs Oklahoma (01/20/18)
	12	Young, Trae at Oklahoma (01/03/18)
Free Throw Att.	16	BROWN, Barry at Kansas State (01/10/18)
	16	SHAMET, Landry vs Wichita State (12/09/17)
FT Pct (min 9 made)	1.000 (12-12)	Young, Trae vs Oklahoma (01/20/18)
	1.000 (10-10)	Carter, Jevon at West Virginia (02/10/18)
Rebounds	14	Mann, Terance vs Florida State (12/16/17)
	12	SNEED, Xavier at Kansas State (01/10/18)
	12	EJEH, Emmanuel vs Miss Valley State (12/03/17)
Assists	11	Weiler-Babb, Nick vs Iowa State (01/06/18)
	10	Young, Trae at Oklahoma (01/03/18)
	10	Stallworth, Lew vs UT-Rio Grande Valley (12/22/17)
	10	CARR, Marcus vs Pittsburgh (11/21/17)
Steals	6	BROWN, Barry at Kansas State (01/10/18)
	5	Carter, Jevon vs West Virginia (12/29/17)
Blocked Shots	4	Lattin, Khadeem vs Oklahoma (01/20/18)
	4	Lard, Cameron vs Iowa State (01/06/18)
Turnovers	8	Carter, Jevon vs West Virginia (12/29/17)



THE LAST TIME ...

TEAM

OSU Scored 100 Points 102 vs UT-Rio Grande Valley (Dec. 22, 2017)
 Opponent Scored 100 Points 109 by Oklahoma (Jan. 3, 2018)

OSU Scored 90 Points 96 vs Iowa State (Jan. 6, 2018)
 Opponent Scored 90 Points 90 by TCU (Feb. 17, 2018)

OSU Scored Fewer than 60 Points 56 vs Baylor (Feb. 06, 2018)
 Opponent Scored Fewer than 60 Points 59 by Tulsa (Dec. 19, 2017)

OSU Scored Fewer than 50 Points 49 at Oklahoma (Feb. 24, 2016)
 Opponent Scored Fewer than 50 Points 48 by Oral Roberts (Nov. 16, 2017)

OSU Won by 30 Points..... 43 vs Oral Roberts (Nov. 16, 2017)
 Opponent Won by 30 Points..... 32 by North Carolina (Nov. 22, 2016)

OSU shot 65% from the floor..... 67.9 vs Florida Atlantic (Nov. 10, 2006)
 Opponent shot 65% from the floor..... 66.0 by Arizona (March 24, 2005)

OSU shot 60% from the floor..... 62.5 at West Virginia (Feb. 4, 2017)
 Opponent shot 60% from the floor..... 60.0 by Baylor (Jan. 22, 2011)

OSU shot less than 25% from the floor 24.6 at South Carolina (Dec. 6, 2014)
 Opponent shot less than 25% from the floor 23.3 by NW Oklahoma State (Nov. 18, 2014)

OSU shot less than 35% from the floor 29.9 vs Texas A&M (Nov. 20, 2017)
 Opponent shot less than 35% from the floor 34.1 by Oklahoma (Jan. 20, 2018)

OSU shot 50% from beyond the arc..... 50.0 vs Texas Tech (Feb. 21, 2018)
 Opponent shot 50% from beyond the arc..... 50.0 by TCU (Feb. 17, 2018)

OSU shot less than 20% from beyond the arc 12.5 vs Texas A&M (Nov. 20, 2017)
 Opponent shot less than 20% from beyond the arc 16.7 vs Oral Roberts (Nov. 16, 2017)

OSU made 10 three-pointers..... 11 vs Oklahoma (March. 7, 2018)
 Opponent made 10 three-pointers..... 10 by FGCU (March 13, 2018)

OSU shot 100% from the FT line (min. 10) 22-of-22 vs Texas Tech (Feb. 25, 2017)
 Opponent shot 100% from the FT line (min. 10) 15-of-15 by Texas A&M (Dec. 30, 1988)

OSU shot less than 50% from the FT line 46.7 vs Baylor (Feb. 06, 2018)
 Opponent shot less than 50% from the FT line 40.0 by Miss Valley State (Dec. 03, 2017)

OSU had 50 Rebounds 53 vs Oklahoma (March 7, 2018)
 Opponent had 50 Rebounds 57 by Oklahoma (Jan. 20, 2018)

OSU had 20 Offensive Rebounds 20 vs Oklahoma (Jan. 20, 2018)
 Opponent had 20 Offensive Rebounds 25 by Oklahoma (Jan. 20, 2018)

OSU had 20 Assists..... 22 vs UT-Rio Grande Valley (Dec. 22, 2017)
 Opponent had 20 Assists..... 21 by TCU (Feb. 17, 2018)

OSU had 10 Steals..... 11 vs Kansas (March. 30, 2018)
 Opponent had 10 Steals 10 by Oklahoma (Jan. 20, 2018)

OSU had 10 Blocked Shots..... 11 vs George Mason (Nov. 20, 2015)
 Opponent had 10 Blocked Shots..... 12 by Texas (Jan. 10, 2015)

OSU had two 30-point scorers vs Southwestern State (Jan. 2, 2007)
 Opponent had two 30-point scorers never
 OSU had three 30-point scorers..... vs Oral Roberts (March 4, 1993)

OSU had two 20-point scorers at West Virginia (Feb. 10, 2018)
 Opponent had two 20-point scorers by Oklahoma (Jan. 3, 2018)

OSU had three 20-point scorers..... vs Oklahoma (Feb. 18, 2017)
 Opponent had three 20-point scorers..... by Kansas (Jan. 14, 2017)
 OSU had four 20-point scorers..... vs Northwestern State (Jan. 3, 2009)

Teams combined for four 20-point scorers vs Oklahoma (Feb. 18, 2017)
 Teams combined for five 20-point scorers..... at Nebraska (March 5, 2007)
 Teams combined for six 20-point scorers vs Providence (Nov. 25, 1993)

OSU had five double-figure scorers at West Virginia (Feb. 10, 2018)
 Opponent had five double-figure scorers by TCU (Feb. 17, 2018)

OSU had six double-figure scorers..... vs New Orleans (Nov. 16, 2016)
 Opponent had six double-figure scorers..... by West Virginia (Dec. 29, 2017)

OSU had seven double-figure scorers vs Rogers State (Nov. 30, 2016)
 Opponent had seven double-figure scorers Never

Teams combined for 10 double-figure scorers 10 vs Kansas State (Jan. 18, 2017)

OSU had all 5 starters score in double figures at West Virginia (Feb. 10, 2018)
 Opp had all 5 starters score in double figures by TCU (Feb. 17, 2018)

OSU had no players score in double figures at Iowa State (Feb. 29, 2016)
 Opp had no players score in double figures Utah Valley (Nov. 12, 2013)

OSU had only one player score in double figures vs Texas A&M (Nov. 20, 2017)
 Opp. had only one player score in double figures Kansas (March 4, 2018)

OSU had two double-figure rebounders..... vs NW Oklahoma State (Nov. 18, 2014)
 OSU had three double-figure rebounders vs NW Oklahoma State (Nov. 18, 2014)
 Opp had two double-figure rebounders Oklahoma (Jan. 20, 2018)

OSU had two double-doubles..... vs NW Oklahoma State (Nov. 18, 2014)
 OSU had three double-doubles vs Seattle (Nov. 14, 2009)
 Opponent had two double-doubles..... Iowa State (March 9, 2017)



THE LAST TIME ...

OSU scored 50 points in first half53 vs UT-Rio Grande Valley (Dec. 22, 2017)
 OSU scored 50 points in second half52 vs Kansas State (Feb. 14, 2018)

Opponent scored 50 points in first half50 by Oklahoma (Jan. 3, 2018)
 Opponent scored 50 points in second half51 by TCU (Feb. 17, 2018)

OSU scored less than 20 points in first half17 at Texas Tech (Feb. 28, 2012)
 OSU scored less than 20 points in second half19 at Texas A&M (Jan. 12, 2011)

Opponent scored less than 20 points in first half19 by TCU (Feb. 8, 2016)
 Opponent scored less than 20 points in second half18 by Kansas State (Jan. 3, 2015)

OSU had three players foul outat Texas Tech (Jan. 23, 2018)
 Opponent had three players foul outWest Virginia (Jan. 25, 2014)

OSU failed to make a three-point attemptvs Iowa State (Jan. 8, 2001)
 Opponent failed to make a three-point attemptTCU (Feb. 14, 2015)

OSU defeated a ranked opponent82-64 vs 6/6 Kansas (March 4, 2018)
 OSU lost to a ranked opponent82-68 vs 9/9 Kansas (March 8, 2018)

OSU won an overtime game83-81 vs Oklahoma (Jan. 20, 2018)
 OSU lost an overtime game63-61 at Texas Tech (Feb. 3, 2016)

OSU won a double-overtime game68-58 vs SMU (Dec. 28, 2011)
 OSU lost a double-overtime game67-68 vs Kansas (Feb. 20, 2013)

OSU won a triple-overtime game105-103 vs Texas (Jan. 16, 2007)
 OSU lost a triple-overtime game97-98 vs Iowa State (Feb. 3, 2014)

OSU won a quadruple-overtime game96-91 at Colorado (Feb. 5, 1983)
 OSU lost a quadruple-overtime gamenever

INDIVIDUAL

A Cowboy had a Triple-Double (P/R/A) 19/14/10, Maurice Baker vs UTSA (Jan. 3, 2001)
 An Opponent had a Triple-Double (P/R/A) 19/10/11, Anthony Bowie, Oklahoma (Feb. 27, 1985)

A Cowboy had a Double-Double (PTS/REB) 10/11, Mitchell Solomon at Iowa State (Feb. 27, 2018)
 An Opponent had a Double-Double (PTS/REB) 11/10, Mohamed Bamba, Texas (Jan. 13, 2018)

A Cowboy had a Double-Double (PTS/AST) 23/12, Jawun Evans vs Michigan (March 17, 2017)
 An Opponent had a Double-Double (PTS/AST) 27/10, Trae Young, Oklahoma (Jan. 3, 2018)

A Cowboy had a 20/20 Performance (PTS/REB) 37/20, Mario Boggan vs Texas (Jan. 16, 2007)
 An Opponent had a 20/20 Performance (PTS/REB) .. 20/23, Reginald King, Alabama (Dec. 17, 1976)

A Cowboy had a 20/10 Performance (PTS/REB) 20/11, Jeffrey Carroll vs. Central Arkansas (Nov. 14, 2016)
 An Opponent had a 20/10 Performance (PTS/REB) 20/14, Terrance Mann, Florida State (Dec. 16, 2017)

A Cowboy scored 30 points 30, Jawun Evans vs North Carolina (Nov. 22, 2016)
 An Opponent Scored 30 Points 30, Malik Newman, Kansas (March 8, 2018)

A Cowboy Scored 20 Points 25 by Kendall Smith vs Kansas (March 4, 2018)
 An Opponent Scored 20 points 23, Zach Johnson, FGCU (March 13, 2018)

A Cowboy had 20 Rebounds 20, Mario Boggan vs Texas (Jan. 16, 2007)
 An Opponent had 20 Rebounds 20, Jeff Withey, Kansas (Feb. 11, 2012)

A Cowboy had 15 Rebounds 18, Marshall Moses at La Salle (Dec. 4, 2010)
 An Opponent had 15 Rebounds 15, Devin Williams, West Virginia (Jan. 5, 2016)

A Cowboy had 10 Offensive Rebounds 10, Mario Boggan vs Texas (Jan. 16, 2007)
 An Opponent had 10 Offensive Rebounds 12, Rico Gathers, Baylor (Jan. 5, 2016)

A Cowboy had 10 assists 12, Jawun Evans vs Michigan (March 17, 2017)
 An Opponent had 10 Assists 10, Trae Young, Oklahoma (Jan. 3, 2018)

A Cowboy had five Steals 5, Jawun Evans at Maryland (Dec. 3, 2016)
 An Opponent had five Steals 5, Jevon Carter, West Virginia (Dec. 29, 2017)

A Cowboy had five Blocked Shots 5, Chris Olivier vs George Mason (Nov. 20, 2015) An
 Opponent had five Blocked Shots 6, Khadeem Lattin, Oklahoma (Jan. 30, 2017)

A Cowboy won a game in the final 3 seconds Phil Forte hit two free throws with two seconds left
 in overtime to defeat No. 25 Texas, 65-63, in Austin on Feb. 4, 2015

An Opponent won a game in the final 3 seconds Kerwin Roach made a go-ahead layup with one
 second remaining as Texas won 65-64 on Feb. 24, 2018




BROADCAST SPOT CHART




0 BRANDON AVERETTE

5-11 • 185 • Fr • G
Richardson, Texas



1 KENDALL SMITH

6-3 • 190 • Gr • G
Antioch, Calif.




4 THOMAS DZIAGWA

6-4 • 180 • So • G
Temple Terrace, Fla.



5 TAVARIUS SHINE

6-6 • 200 • R-Jr • G/SF
Irving, Texas



12 CAMERON MCGRIFF

6-7 • 220 • So • F
Grand Prairie, Texas



14 LUCAS N'GUESSAN

7-0 • 220 • So • F/C
De Lier, The Netherlands



21 LINDY WATERS III

6-6 • 205 • So • G
Norman, Okla.



23 MICHAEL WEATHERS

6-2 • 170 • So • G
Roeland Park, Kan.



30 JEFFREY CARROLL

6-6 • 220 • R-Sr • G/SF
Rowlett, Texas



33 TREY REEVES

6-4 • 215 • So • F
Gans, Okla.



35 YANKUBA SIMA

6-11 • 225 • Jr • F/C
Girona, Spain



41 MITCHELL SOLOMON

6-9 • 250 • Sr • Forward
Bixby, Okla.



MIKE BOYNTON

Head Coach



JOHN COOPER

Assistant Coach/



DAVID KONTAXIS

Assistant Coach



SCOTT SUTTON

Assistant Coach