



# 2018 STANFORD WOMEN'S VOLLEYBALL

Athletics Communications • Arrillaga Family Sports Center • 641 Campus Drive • Stanford, CA • 94305 • GoStanford.com  
 Women's Volleyball Contact • Regina Verlengiere • c. 805.478.4198 • rverleng@stanford.edu  
 Facebook.com/StanfordWVB • Twitter: @StanfordWVB • Instagram: @stanfordwvb

## 2018 Schedule

**Overall Record: 22-1 Pac-12 Record: 14-0**

| Date         | Opponent                     | Location                | Result/ PT     |
|--------------|------------------------------|-------------------------|----------------|
| 8/26         | American                     | Washington, D.C.        | W, 3-0         |
| 8/27         | Howard                       | Washington, D.C.        | W, 3-0         |
| 8/31         | #9 BYU                       | Provo, Utah             | L, 3-2&        |
| 9/1          | Wichita State                | Provo, Utah             | W, 3-0         |
| 9/1          | West Virginia                | Provo, Utah             | W, 3-0         |
| <b>9/7</b>   | <b>#5 Penn State</b>         | <b>Stanford, Calif.</b> | <b>W, 3-0#</b> |
| <b>9/9</b>   | <b>#1 Minnesota</b>          | <b>Stanford, Calif.</b> | <b>W, 3-1#</b> |
| <b>9/11</b>  | <b>#3 Texas</b>              | <b>Stanford, Calif.</b> | <b>W, 3-0#</b> |
| 9/14         | #3 Texas                     | Austin, Texas           | W, 3-1\$       |
| 9/19         | California*                  | Berkeley, Calif.        | W, 3-0#        |
| <b>9/23</b>  | <b>Arizona*</b>              | <b>Stanford, Calif.</b> | <b>W, 3-1#</b> |
| <b>9/26</b>  | <b>#18 UCLA*</b>             | <b>Stanford, Calif.</b> | <b>W, 3-0#</b> |
| <b>9/28</b>  | <b>#13 USC*</b>              | <b>Stanford, Calif.</b> | <b>W, 3-0%</b> |
| 10/5         | #24 Utah*                    | Salt Lake City, Utah    | W, 3-1#        |
| 10/7         | Colorado*                    | Boulder, Colo.          | W, 3-0#        |
| <b>10/12</b> | <b>#21 Washington State*</b> | <b>Stanford, Calif.</b> | <b>W, 3-0#</b> |
| <b>10/13</b> | <b>#18 Washington*</b>       | <b>Stanford, Calif.</b> | <b>W, 3-0#</b> |
| 10/19        | Oregon State*                | Corvallis, Ore.         | W, 3-1#        |
| 10/21        | #16 Oregon*                  | Eugene, Ore.            | W, 3-1%        |
| 10/26        | #15 USC*                     | Los Angeles, Calif.     | W, 3-0#        |
| 10/28        | #20 UCLA*                    | Los Angeles, Calif.     | W, 3-0#        |
| <b>11/2</b>  | <b>Colorado*</b>             | <b>Stanford, Calif.</b> | <b>W, 3-2#</b> |
| <b>11/4</b>  | <b>Utah*</b>                 | <b>Stanford, Calif.</b> | <b>W, 3-0#</b> |
| <b>11/8</b>  | <b>#17 Oregon*</b>           | <b>Stanford, Calif.</b> | <b>8 p.m.#</b> |
| <b>11/9</b>  | <b>Oregon State*</b>         | <b>Stanford, Calif.</b> | <b>7 p.m.</b>  |
| 11/16        | Washington State*            | Pullman, Wash.          | 7 p.m.         |
| 11/18        | Washington*                  | Seattle, Wash.          | 1 p.m.#        |
| 11/21        | Arizona State*               | Tempe, Ariz.            | 4 p.m.         |
| <b>11/24</b> | <b>California*</b>           | <b>Stanford, Calif.</b> | <b>7 p.m.#</b> |
| 11/30-12/1   | NCAA First and Second Rounds |                         |                |
| 12/7-8       | NCAA Regionals               |                         |                |
| 12/13-15     | Final Four                   | Minneapolis, Minn.      |                |

\*Pac-12 conference match • **Bold indicates home match played at Maples Pavilion**  
 &BYUtv | #Pac-12 Networks | \$Longhorn Network | %ESPN2

## STANFORD VOLLEYBALL BY THE NUMBERS

|   |     |
|---|-----|
| NCAA Championships.....                       | 7   |
| Final Four Appearances.....                   | 21  |
| National Championship Matches.....            | 15  |
| NCAA Tournament Wins.....                     | 119 |
| Consecutive Years in the NCAA Tournament..... | 38  |
| Conference Championships.....                 | 20  |
| 30+ Win Seasons.....                          | 18  |
| National Players of the Year.....             | 18  |
| All-America Awards.....                       | 95  |
| Conference Players of the Year.....           | 18  |
| All-Conference Selections.....                | 135 |
| CoSIDA Academic All-America Awards.....       | 18  |
| Honda Award Winners.....                      | 8   |
| Olympians.....                                | 9   |

## Homestand Continues

*Stanford boasts a nation-best 29-match home winning streak*

**THIS WEEK:** No. 2 Stanford (22-1, 14-0 Pac-12) wraps up a four-match homestand this week, playing host to No. 17 Oregon (16-8, 9-5 Pac-12) on Thursday at 8 p.m. and Oregon State (11-15, 1-13 Pac-12) on Friday at 7 p.m.

**CATCH THE CARDINAL:** Live stats for both matches will be available on the women's volleyball schedule page on GoStanford.com. Thursday's match will be televised on Pac-12 Networks, while Friday's match will be streamed live for free on pac-12.com.

**PROMOTIONS:** We are throwing it back on Thursday for 90's Night! The first 300 fans in attendance can receive a free Stanford scrunchie. We will be raffling off game-worn 90's jerseys throughout the match. Fans can also participate in a silent auction for some 1990's Stanford memorabilia. Both nights, fans can bring a canned food item to earn a discounted ticket. The team will be taking postmatch selfies on Thursday and will have its final postmatch autograph night on Friday.

## 2018 Stanford Volleyball Roster

| No | Name                | Pos | Ht   | Yr    | Hometown (High School)                              |
|----|---------------------|-----|------|-------|---|
| 1  | Jenna Gray          | S   | 6-1  | JR    | Shawnee, Kan. (St. James Academy)                   |
| 2  | Kathryn Plummer     | OH  | 6-6  | JR    | Aliso Viejo, Calif. (Aliso Niguel)                  |
| 3  | Holly Campbell      | MB  | 6-4  | FR    | Austin, Texas (Westlake)                            |
| 4  | Meghan McClure      | OH  | 6-0  | SO    | Rancho Santa Margarita, Calif. (Santa Margarita)    |
| 5  | Blake Sharp         | OH  | 5-11 | SO    | Orinda, Calif. (Miramonte)                          |
| 6  | Tami Alade          | MB  | 6-2  | SR    | Sherwood Park, Alberta, Canada (Old Scona Academic) |
| 7  | Mackenzie Fidelak   | OPP | 6-1  | FR    | Erie, Colo. (Niwot)                                 |
| 8  | Michaela Keefe      | OH  | 6-2  | RS SO | Pacific Palisades, Calif. (Marymount)               |
| 9  | Morgan Hentz        | L   | 5-9  | JR    | Lakeside Park, Ky. (Notre Dame Academy)             |
| 10 | Payton Chang        | S   | 5-10 | SR    | Newport Beach, Calif. (Mater Dei)                   |
| 11 | Kate Formico        | DS  | 5-9  | SO    | Saratoga, Calif. (Archbishop Mitty)                 |
| 12 | Audriana Fitzmorris | OPP | 6-6  | JR    | Overland Park, Kan. (St. James Academy)             |
| 19 | Alexis Froistad     | MB  | 6-2  | SR    | Aromas, Calif. (Salinas)                            |
| 20 | Caitlin Keefe       | DS  | 5-11 | JR    | Pacific Palisades, Calif. (Marymount)               |
| 21 | Sidney Wilson       | DS  | 6-0  | SO    | Toronto, Ontario, Canada (Havergal College)         |
| 25 | Courtney Bowen      | MB  | 6-4  | SR    | Brooklyn, N.Y. (The Chapin School)                  |

**Head Coach:** Kevin Hambly, 2nd season (Illinois '06)

**Associate Head Coach:** Denise Corlett, 30th season (UCLA '81)

**Assistant Coach:** Erin Lindsey, 2nd season (North Carolina '00)

**Volunteer Assistant Coach:** Russell Corbelli, 1st season (Texas A&M '16)

**Pronunciation Guide:** Tami Alade (uh-LAD-aye) Courtney Bowen (BOW-in... like a bow tie)  
 Mackenzie Fidelak (fi-DELL-ick) Audriana Fitzmorris (audri-ON-uh) Kate Formico (FORM-ick-o)  
 Alexis Froistad (FROY-stad) Michaela Keefe (mi-KAY-luh)

**AVCA Coaches' Poll**  
(Nov. 5)

1. BYU (52)
- 2. STANFORD (12)**
3. Minnesota
4. Illinois
5. Texas
6. Nebraska
7. Penn State
8. Wisconsin
9. Creighton
10. Pittsburgh
11. Kentucky
12. Purdue
13. USC
14. Florida
15. Michigan
16. Cal Poly
17. Oregon
18. Marquette
19. Washington State
20. Arizona
21. UCLA
22. UCF
23. Tennessee
24. Missouri
25. Washington

**STANFORD IN THE 2018 POLL**

| Date      | Rank | Date    | Rank |
|-----------|------|---------|------|
| Preseason | 1    | Oct. 8  | 2    |
| Aug. 27   | 1    | Oct. 15 | 2    |
| Sept. 3   | 4    | Oct. 22 | 2    |
| Sept. 10  | 2    | Oct. 29 | 2    |
| Sept. 17  | 2    | Nov. 5  | 2    |
| Sept. 24  | 2    |         |      |
| Oct. 1    | 2    |         |      |

**Ranking Records...**

- 489 all-time weeks in the top-10
- 534 total weeks in the poll
- 71 weeks ranked No. 1

**2018 SEASON FACTS**

*Stanford's Record When...*

Playing at home: 10-0  
 Playing on the road: 10-1  
 Playing at a neutral site: 2-0  
 Longest winning streak: 20  
 Longest losing streak: 1  
 In three sets: 15-0  
 In four sets: 6-0  
 In five sets: 1-1  
 Stanford wins first set: 20-0  
 Opponent wins first set: 2-1  
 Winning first two sets: 17-0  
 Losing first two sets: 0-1  
 Splitting first two sets: 5-0  
 Hitting .250 or better: 17-0  
 Hitting below .250: 5-1  
 Outhit opponents: 22-0  
 Outhit by opponents: 0-1  
 Vs. ranked opponents: 12-1  
 Vs. unranked opponents: 10-0  
 In the Pac-12: 14-0  
 Outside the conference: 8-1  
 Last five matches: 5-0  
 Last 10 matches: 10-0  
 Televised matches: 18-1  
 In August: 2-1  
 In September: 10-0  
 In October: 8-0  
 In November: 2-0  
 In December: 0-0

**LAST WEEK:** Stanford pushed its win streak to 20 last week with a five-set victory over Colorado and a sweep over Utah. The Cardinal hit .316 as a team and averaged 3.38 blocks per set in the two matches. Senior Tami Alade snagged her second consecutive Pac-12 Defensive Player of the Week award after posting 2.38 blocks per set. The middle blocker set a program single-match record in the rally-scoring era with 15 blocks against Colorado.

**HOME SWEET HOME:** Dating back to 2016, Stanford's 29-match home winning streak is the longest in the nation. The Cardinal went a perfect 11-0 in its regular season home matches in 2017, and is 10-0 in 2018. Under head coach Kevin Hambly, Stanford has only dropped nine sets at Maples Pavilion. Over the past six seasons, the Cardinal is 81-8 (.910) at home.

**SCOUTING OREGON:** Oregon enters the week tied for third place in the Pac-12 standings with Washington State. The Ducks are second in the conference in hitting percentage (.261), kills (14.71) and assists (13.79), and rank third in digs (2.44). Senior setter August Raskie controls the offense and ranks second in the Pac-12 with 11.90 assists per set. Junior middle Ronika Stone is fourth in the league with 1.26 blocks per set and ranks fifth with a .356 hitting percentage. Senior outside hitter Lindsey Vander Weide paces the team with 3.45 kills and 2.98 digs per set, while freshman libero Brooke Nuneviller is second in the Pac-12 with 4.87 digs per set.

**THE SERIES WITH THE DUCKS:** Stanford holds a 60-4 lead in the all-time series versus Oregon. The Cardinal has won 12 in a row over the Ducks, including a four-set win in Eugene in October. Kathryn Plummer had a match-high 19 kills on .333 hitting. The most recent Oregon win came on Nov. 18, 2011, a five-set victory at Maples Pavilion.

**THE LAST TIME STANFORD...**

|                                    |                               |
|------------------------------------|-------------------------------|
| Won a match .....                  | vs. Utah, 11/4/18             |
| Lost a match .....                 | at BYU, 8/31/18               |
| Won at home .....                  | vs. Utah, 11/4/18             |
| Lost at home .....                 | vs. UCLA, 11/12/16            |
| Won on the road .....              | at UCLA, 10/28/18             |
| Lost on the road .....             | at BYU, 8/31/18               |
| Won 3-0 .....                      | vs. Utah, 11/4/18             |
| Lost 3-0 .....                     | vs. Loyola Marymount, 12/4/15 |
| Won 3-0 at home .....              | vs. Utah, 11/4/18             |
| Lost 3-0 at home .....             | vs. Loyola Marymount, 12/4/15 |
| Won 3-0 on the road .....          | at UCLA, 10/28/18             |
| Lost 3-0 on the road .....         | at North Carolina, 9/10/15    |
| Won in four sets .....             | at Oregon, 10/21/18           |
| Lost in four sets .....            | at Washington, 11/8/17        |
| Won in five sets .....             | vs. Colorado, 11/2/18         |
| Lost in five sets .....            | at BYU, 8/31/18               |
| Beat a Pac-12 opponent .....       | vs. Utah, 11/4/18             |
| Lost to a Pac-12 opponent .....    | at Washington, 11/8/17        |
| Beat a ranked opponent .....       | at No. 20 UCLA, 10/28/18      |
| Lost to an unranked opponent ..... | vs. Arizona, 10/14/16         |

## 2018 PAC-12 STANDINGS

| Team             | Pac-12 | Overall |
|------------------|--------|---------|
| Stanford         | 14-0   | 22-1    |
| USC              | 10-4   | 18-7    |
| Washington State | 9-5    | 18-7    |
| Oregon           | 9-5    | 16-8    |
| Arizona          | 7-7    | 18-8    |
| Washington       | 7-7    | 15-9    |
| UCLA             | 7-7    | 12-9    |
| Colorado         | 6-8    | 14-11   |
| California       | 5-9    | 13-12   |
| Utah             | 5-9    | 13-12   |
| Arizona State    | 4-10   | 13-13   |
| Oregon State     | 1-13   | 11-15   |

## CARDINAL QUICK FACTS

### General Information

|                                 |                               |
|---------------------------------|-------------------------------|
| Location.....                   | Stanford, Calif.              |
| Enrollment.....                 | 15,870 (6,999 undergraduates) |
| Nickname.....                   | Cardinal                      |
| Colors.....                     | Cardinal and White            |
| Home Arena (Capacity).....      | Maples Pavilion (7,223)       |
| Conference.....                 | Pac-12                        |
| President.....                  | Marc Tessier-Lavigne          |
| Athletic Director.....          | Bernard Muir                  |
| Senior Woman Administrator..... | Beth Goode                    |
| Website.....                    | www.GoStanford.com            |

### History

|                                       |                          |
|---------------------------------------|--------------------------|
| First year of women's volleyball..... | 1976                     |
| All-time record.....                  | 1,160-261-4 (.815)       |
| NCAA Tournament Appearances.....      | 37                       |
| NCAA Final Four Appearances.....      | 21                       |
| NCAA Championships.....               | 7                        |
| Last Appearance.....                  | 2017                     |
| Last Postseason Opponent.....         | Florida                  |
| .....                                 | NCAA Semifinals (L, 3-2) |

### Coaching Staff

|                                |                             |
|--------------------------------|-----------------------------|
| Head Coach.....                | Kevin Hambly (Illinois '06) |
| Record at Stanford.....        | 52-5 (2nd season)           |
| Career Record.....             | 230-91 (10th season)        |
| Associate Head Coach.....      | Denise Corlett              |
| Assistant Coach.....           | Erin Lindsey                |
| Volunteer Assistant Coach..... | Russell Corbelli            |
| Technical Coordinator.....     | Jesse Sultzer               |
| Director of Operations.....    | Mary Hambly                 |
| Volleyball Office Phone.....   | (650) 724-7654              |

### Team Information

|  |                     |
|--|---------------------|
| 2017 Record.....                       | 30-4                |
| 2017 Conference Record (Finish).....   | 19-1 (1st)          |
| 2017 Postseason Finish.....            | 4-1, NCAA Sminfials |
| Final Ranking.....                     | 4                   |
| 2017 Starters Returning/Lost.....      | 5+libero/1          |
| 2017 Letterwinners Returning/Lost..... | 14/1                |
| 2017 Newcomers.....                    | 2                   |

### Athletic Communications

|                            |                       |
|----------------------------|-----------------------|
| W. Volleyball Contact..... | Regina Verlengiere    |
| Phone (Cell).....          | (805) 478-4198        |
| Email.....                 | rverleng@stanford.edu |

### Social Media

|                |                          |
|----------------|--------------------------|
| Facebook.....  | Facebook.com/StanfordWVB |
| Twitter.....   | @StanfordWVB             |
| Instagram..... | @stanfordwvb             |

**SCOUTING OREGON STATE:** Oregon State is hitting a league-low .169 on the year and is in 12th place in the Pac-12 standings. The Beavers are fourth in the conference in digs (15.91) and fifth in blocks (2.43). Freshman setter Maddie Sheehan is eighth in the Pac-12 with 8.70 assists per set, while sophomore libero Grace Massey is fifth with 4.61 digs per set. Sophomore Maddie Goings leads the team with 3.41 kills and 2.62 digs per set.

**THE SERIES WITH THE BEAVERS:** Stanford is a perfect 67-0 all-time against Oregon State. The Cardinal defeated the Beavers in Corvallis in four sets earlier this season. Junior Kathryn Plummer led all players with 19 kills, while senior Courtney Bowen turned in career-highs in kills (14) and blocks (9).

**NATIONAL POLL:** Stanford remained No. 2 in the AVCA Coaches Poll again this week, receiving 12 first-place votes. The Cardinal began the season at No. 1 for the first time since 2002. BYU stayed at No. 1, while Stanford is followed by Minnesota, Illinois and Texas in the top 5. Seven Pac-12 squads are ranked.

**PAC-12 RACE:** With just six conference matches left on the schedule, Stanford could clinch a share of its second consecutive Pac-12 title with two wins this week. It would mark the 18th Pac-12 title overall and 21st conference championship in program history.

**TOP 25 WINS:** Stanford is the only Division I women's volleyball program to have 12 wins against team currently ranked in the AVCA top 25 this season. Stanford is 12-1 against ranked opponents this season.

**SENIOR CLASS FINALIST:** Middle blocker Tami Alade is one of 10 finalists for the Senior CLASS Award. The award recognizes student-athletes who have notable achievements in four areas of excellence: community, classroom, character and competition.

## HEAD COACH KEVIN HAMBLY

### Career Records

**Overall:** 230-91 (.717)

**At Stanford:** 52-5 (.912)

**In The NCAA Tournament:** 19-7 (.731)

### Notables:

- Named sixth head coach in Stanford history on Jan. 30, 2017.
- 2017 Pac-12 Champions, led the Cardinal to its 21st national semifinal.
- Had six players earn AVCA All-America honors in his first season at Stanford.
- Spent eight seasons (2009-16) as the head coach at Illinois where he compiled a 178-86 overall record.
- 2011 *Volleyball Magazine* National Coach of the Year
- Guided Illinois to the NCAA finals in 2011 - the school's first national semifinal in 23 years.
- Led the Illini to six NCAA regional appearances.
- Coached 12 AVCA All-Americans to 19 honors during his time at Illinois.
- Totaled five top-4 finishes in Big Ten play, including three runner-up efforts from 2009-11.
- While at Illinois, produced 75 Academic All-Big Ten honors and two of the program's four academic All-Americans.
- Served as the AVCA president from January 2013 - December 2015.



## WHERE THEY RANK

### In the NCAA (top 50)

**Hitting Percentage** (Stanford 2nd, .311)  
29. Tami Alade .382

**Kills Per Set** (Stanford 3rd, 15.14)  
6. Kathryn Plummer 4.83

**Assists Per Set** (Stanford 2nd, 14.20)  
2. Jenna Gray 12.49

**Blocks Per Set** (Stanford 1st, 3.23)  
1. Tami Alade 1.75

**Points Per Set**  
5. Kathryn Plummer 5.53

### In the Pac-12

**Hitting Percentage** (Stanford 1st, .311)  
2. Tami Alade .382  
6. Audriana Fitzmorris .354

**Kills Per Set** (Stanford 1st, 15.14)  
2. Kathryn Plummer 4.83

**Assists Per Set** (Stanford 1st, 14.20)  
1. Jenna Gray 12.49

**Service Aces Per Set** (Stanford 6th, 1.38)  
2. Jenna Gray 0.38  
5. Kathryn Plummer 0.33

**Blocks Per Set** (Stanford 1st, 3.23)  
1. Tami Alade 1.75  
6. Holly Campbell 1.21  
10. Audriana Fitzmorris 1.11

**Digs Per Set** (Stanford 12th, 13.57)  
1. Morgan Hentz 4.89

**Points Per Set**  
1. Kathryn Plummer 5.53

## 2018 DOUBLE-DOUBLES

### Meghan McClure (6)

|      |               |          |         |
|------|---------------|----------|---------|
| 8/31 | at BYU        | 12 Kills | 12 Digs |
| 9/9  | vs. Minnesota | 16 Kills | 10 Digs |
| 9/23 | vs. Arizona   | 10 Kills | 11 Digs |
| 10/5 | at Utah       | 15 Kills | 12 Digs |
| 10/7 | at Colorado   | 11 Kills | 11 Digs |
| 11/2 | vs. Colorado  | 15 Kills | 12 Digs |

### Kathryn Plummer (7)

|       |               |          |         |
|-------|---------------|----------|---------|
| 9/9   | vs. Minnesota | 25 Kills | 10 Digs |
| 9/11  | vs. Texas     | 13 Kills | 10 Digs |
| 9/14  | at Texas      | 18 Kills | 10 Digs |
| 10/5  | at Utah       | 18 Kills | 13 Digs |
| 10/19 | at Oregon St. | 19 Kills | 11 Digs |
| 10/28 | at UCLA       | 16 Kills | 13 Digs |
| 11/2  | vs. Colorado  | 23 Kills | 15 Digs |

**1,000 KILLS CLUB:** On Aug. 27, junior Kathryn Plummer became the 19th Stanford player to register 1,000 career kills just half way through her collegiate career. Only two Cardinal players have reached the 2,000 career kills milestone - Ogonna Nnamani (2,450) and Alix Klineman (2,008).

**DEFENSIVE-MINDED:** Stanford held West Virginia to just 30 total points, defeating the Mountaineers 25-9, 25-9, 25-12 on Sept. 1 in Provo, Utah. It was the lowest combined point total by a Cardinal opponent in the rally-scoring era to 25 (since 2008).

**BY THE NUMBERS:** The 2017 season marked Stanford's 37th consecutive NCAA postseason appearance. The Cardinal is one of only two programs in the nation to have appeared in every NCAA Tournament since the NCAA Championship began in 1981 (Penn State is the other). Stanford has won more NCAA Tournament matches (119), made more Final Four appearances (21) and been in the national championship match (15) more times than any other program in the nation. Its seven NCAA titles also ties Penn State for the most by a Division I team.

**PRESEASON ALL-PAC-12:** Stanford led the conference with four Preseason All-Pac-12 selections - Audriana Fitzmorris, Jenna Gray, Morgan Hentz and Kathryn Plummer. Fitzmorris, Hentz and Plummer are repeat honorees, while Gray earns the nod for the first time.

**CONFERENCE CHAMPIONS:** The Cardinal clinched its 17th Pac-12 title on Nov. 15, 2017 with a 3-0 win over USC. It was the program's 20th conference championship overall and first since 2014. It marked the 29th top-2 standing in Pac-10/12 play in the past 32 seasons. Stanford has claimed eight of the past 12 Pac-12 titles.

**1,000 DIGS CLUB:** Junior Morgan Hentz became the 18th Stanford player since 1986 to register 1,000 career digs, doing so against UCLA on Nov. 16, 2017. Gabi Ailes (2007-10) holds the career record at Stanford with 2,147 digs, the fifth-most in Pac-12 history.

**AVCA PLAYER OF THE YEAR:** Last season, Kathryn Plummer became the first player in AVCA Division I history to earn Player of the Year honors after being named the National Freshman of the Year the previous season. She was the first Cardinal player to bring home the honor since 2007 (Foluke Akinradewo) and the ninth overall.

**ALL-AMERICANS:** The Cardinal returns five AVCA All-Americans to its 2018 roster. Jenna Gray, Morgan Hentz and Kathryn Plummer were all first team picks as sophomores, while Audriana Fitzmorris earned a spot on the second team. Senior Tami Alade landed on the honorable mention list. Stanford's five players on the first and second teams in 2017 were a program-best. The selections brought Stanford's total AVCA All-America award count to 95 honors spread over 40 players. It marked the fifth straight season in which the Cardinal had produced at least four All-Americans.

## STANFORD 2018 HIGHS/LOWS

### Team Highs

|           |   |
|-----------|---|
| Hitting % | .432 vs. West Virginia                    |
| Kills     | 74 vs. Colorado                           |
| Assists   | 72 vs. Colorado                           |
| Digs      | 74 at Utah                                |
| Aces      | 10 vs. WSU & at Oregon                    |
| Blocks    | 21.0 at Oregon State<br>21.0 vs. Colorado |

### Team Lows

|           |                         |
|-----------|-------------------------|
| Hitting % | .187 at Howard          |
| Kills     | 35 at Howard            |
| Assists   | 33 at Howard            |
| Digs      | 32 vs. Texas            |
| Aces      | 1 vs. UCLA<br>1 vs. USC |
| Blocks    | 6.0 vs. Utah            |

### Individual Match Highs

|           |   |
|-----------|---|
| Hitting % | .727, Alade vs. Colorado*   |
| Kills     | 25, Plummer vs. Minnesota   |
| Points    | 29.5, Plummer vs. Minnesota   |
| Assists   | 62, Gray vs. Colorado   |
| Digs      | 27, Hentz at Texas  |
| Aces      | 4, Gray vs. Texas<br>4, McClure vs. Washington State<br>4, Wilson at Utah & vs. WSU |
| Blocks    | 15, Alade vs. Colorado  |

\*minimum 10 attempts

## 2018 AWARDS

### Tami Alade

- Senior CLASS Award top 10 finalist
- Pac-12 Defensive Player of the Week (Nov. 5)
- Pac-12 Defensive Player of the Week (Oct. 29)

### Holly Campbell

- Pac-12 Freshman of the Week (Oct. 1)

### Audriana Fitzmorris

- Preseason All-Pac-12
- BYU Nike Invitational All-Tournament Team

### Jenna Gray

- Preseason All-Pac-12
- BYU Nike Invitational All-Tournament Team

### Morgan Hentz

- Pac-12 Defensive Player of the Week (Oct. 15)
- Pac-12 Defensive Player of the Week (Oct. 8)
- Pac-12 Defensive Player of the Week (Oct. 1)
- Pac-12 Defensive Player of the Week (Sept. 17)
- Pac-12 Defensive Player of the Week (Sept. 10)
- Preseason All-Pac-12

### Kathryn Plummer

- AVCA National Player of the Week (Sept. 11)
- Pac-12 Offensive Player of the Week (Oct. 15)
- Pac-12 Offensive Player of the Week (Sept. 17)
- Pac-12 Offensive Player of the Week (Sept. 10)
- Preseason All-Pac-12

**PAC-12'S TOP HONOR:** In 2017, Kathryn Plummer became the 15th Cardinal player and first since Alix Klineman in 2010 to be named the Pac-12 Player of the Year after leading the conference in kills (4.66) and points per set (5.39). She was also the first conference player to win Freshman of the Year and Player of the Year in back-to-back seasons since Stanford's Bev Oden in 1989 and 1990.

**SETTER OF THE YEAR:** Jenna Gray was the second Stanford player to earn Pac-12 Setter of the Year honors since the award began in 2011, joining Madi Bugg who took home the honor three times (2013, 2014, 2015). The Shawnee, Kansas native paced the league and was fourth nationally in 2017 with 12.04 assists per set, and had the Cardinal hitting .319 as a team - the third-best mark in the nation.

**LIBERO OF THE YEAR:** Morgan Hentz was the first Cardinal player to be named the Pac-12 Libero of the Year since the award's inception in 2011. She led the team with 4.08 digs per set in 2017, upping that mark to 4.39 digs per set in NCAA Tournament matches, and had just 15 reception errors on the season.

**CARD IN EUROPE:** In June, the Cardinal embarked on a 12-day European Tour, including stops in Slovenia, Croatia and Italy. The Cardinal played matches versus the Slovenia National Team, twice, the Slovenia U19 National Team and the Serbian U19 Team while in Slovenia. Stanford also played the Croatian Federation Team and Italy's Menca's U17 National Team. Freshmen Holly Campbell and Mackenzie Fidelak, and outgoing senior Merete Lutz joined the team on the tour. The trip was the Cardinal's first international journey since visiting China in 2011.

**ALL IN THE FAMILY:** Twins Caitlin and Michaela Keefe are the daughters of Stanford Hall of Famers Adam Keefe and Kristin (Klein) Keefe. Their father played basketball (1988-1991) and volleyball (1988-1990), and was the 10th overall pick by the Atlanta Hawks in the 1992 NBA draft, playing professionally for the Hawks, Jazz, Warriors and overseas in Spain. Their mother was a four-time AVCA All-American (1988-1992) and a member of the 1996 U.S. Olympic Team.

**HEAD COACH KEVIN HAMBLY:** Kevin Hambly was named the head coach of the Cardinal on Jan. 30, 2017 after spending eight seasons at the helm at Illinois. The 2011 *Volleyball Magazine* National Coach of the Year, Hambly led the Illini to six NCAA regional appearances and the 2011 national title match. He coached 12 AVCA All-Americans to 19 honors during his time at Illinois, and has added six more at Stanford.

# Stanford Career Records

|                                     |             |  |              |   |              |
|-------------------------------------|-------------|--|--------------|---|--------------|
| <b>Kills</b>                        |             | <b>Aces Per Set</b>                                  |              | <b>Total Blocks</b>                     |              |
| 1. Ogonna Nnamani (2001-04)         | 2,450       | 1. Logan Tom (1999-02)                               | 0.44         | 1. Kim Oden (1982-85)                   | 665          |
| 2. Alix Klineman (2007-10)          | 2,008       | 2. Teresa Smith (1984-87)                            | 0.40         | 2. Bev Oden (1989-92)                   | 650          |
| 3. Logan Tom (1999-02)              | 1,939       | 3. Hayley Hodson (2015-16)                           | 0.35         | 3. Inky Ajanaku (2012-14, 2016)         | 627          |
| 4. Kristin Klein (1988-91)          | 1,909       | 4. Ashley Ivy (1999-02)                              | 0.33         | 4. Carly Wopat (2010-13)                | 614          |
| 5. Kristin Folkl (1994-97)          | 1,833       | 5. Barbra Fontana (1983-86)                          | 0.29         | 5. Foluke Akinradewo (2005-08)          | 579          |
| 6. Kristin Richards (2003-06)       | 1,819       | Bryn Kehoe (2004-07)                                 | 0.29         | 6. Laura Olesen (1985-89)               | 507          |
| 7. Bev Oden (1989-92)               | 1,753       | 7. Wendy Rush (1984-87)                              | 0.28         | 7. Merete Lutz (2014-17)                | 504          |
| 8. Kim Oden (1982-85)               | 1,751       | Cynthia Barboza (2005-08)                            | 0.28         | 8. Kerri Walsh (1996-99)                | 502          |
| 9. Foluke Akinradewo (2005-08)      | 1,682       | <b>Jenna Gray (2016-pres.)</b>                       | <b>0.28</b>  | 9. Jenn Harvey (2000-03)                | 478          |
| 10. Cynthia Barboza (2005-08)       | 1,639       | 9. Kristin Folkl (1994-97)                           | 0.27         | 10. Jennifer Detmer (1997-00)           | 461          |
|                                     |             | Kristin Richards (2003-06)                           | 0.27         | <b>Audriana Fitzmorris (2016-pres.)</b> | <b>443</b>   |
|                                     |             | <b>Kathryn Plummer (2016-pres.)</b>                  | <b>0.27</b>  |   |              |
| <b>Kills Per Set</b>                |             | <b>Digs</b>  |              | <b>Blocks Per Set</b>                   |              |
| 1. Logan Tom (1999-02)              | 5.02        | 1. Gabi Ailes (2007-10)                              | 2,147        | 1. Jennifer Detmer (1997-00)            | 1.48         |
| 2. Ogonna Nnamami (2001-04)         | 4.92        | 2. Kyle Gilbert (2011-14)                            | 2,017        | <b>Tami Alade (2015-pres.)</b>          | <b>1.46</b>  |
| 3. Kristin Folkl (1994-97)          | 4.68        | 3. Kristin Richards (2003-06)                        | 1,597        | 2. Bev Oden (1989-92)                   | 1.45         |
| 4. Alix Klineman (2007-10)          | 4.38        | <b>5. Morgan Hentz (2016-pres.)</b>                  | <b>1,502</b> | 3. Carly Wopat (2010-13)                | 1.38         |
| 5. Kristin Klein (1988-91)          | 4.22        | 4. Kristin Klein (1988-91)                           | 1,456        | <b>Audriana Fitzmorris (2016-pres.)</b> | <b>1.38</b>  |
| <b>Kathryn Plummer (2016-pres.)</b> | <b>4.18</b> | 6. Jordan Burgess (2012-15)                          | 1,320        | 4. Kim Oden (1982-85)                   | 1.36         |
| 6. Cynthia Barboza (2005-08)        | 3.99        | 7. Cary Wendell (1992-95)                            | 1,319        | 5. Jenn Harvey (2000-03)                | 1.35         |
| 7. Kristin Richards (2003-06)       | 3.92        | 8. Kerri Walsh (1996-99)                             | 1,285        | 6. Inky Ajanaku (2012-14, 2016)         | 1.32         |
| 8. Bev Oden (1989-92)               | 3.90        | 9. Wendy Rush (1984-87)                              | 1,262        | 7. Foluke Akinradewo (2005-08)          | 1.30         |
| 9. Foluke Akinradewo (2005-08)      | 3.77        | 10. Cynthia Barboza (2005-08)                        | 1,241        | 8. Lizzie Suiter (2003-06)              | 1.26         |
| 10. Kerri Walsh (1996-99)           | 3.75        |  |              | 9. Kerri Walsh (1996-99)                | 1.21         |
|                                     |             |  |              | 10. Tara Conrad (1998-01)               | 1.20         |
| <b>Total Attempts</b>               |             | <b>Digs Per Set</b>                                  |              | <b>Assists</b>                          |              |
| 1. Ogonna Nnamami (2001-04)         | 5,520       | <b>Morgan Hentz (2016-pres.)</b>                     | <b>4.59</b>  | 1. Bryn Kehoe (2004-07)                 | 5,956        |
| 2. Alix Klineman (2007-10)          | 4,922       | 1. Gabi Ailes (2007-10)                              | 4.57         | 2. Madi Bugg (2012-15)                  | 5,014        |
| 3. Kristin Klein (1988-91)          | 4,506       | 2. Kyle Gilbert (2011-14)                            | 4.24         | 3. Wendy Rush (1984-87)                 | 5,003        |
| 4. Kristin Richards (2003-06)       | 4,350       | 3. Kristin Richards (2003-06)                        | 3.44         | 4. Carrie Feldman (1989-92)             | 4,461        |
| 5. Logan Tom (1999-02)              | 4,331       | 4. Kristin Klein (1988-91)                           | 3.22         | 5. Lisa Sharpley (1994-97)              | 4,288        |
| 6. Cynthia Barboza (2005-08)        | 4,232       | 5. Logan Tom (1999-02)                               | 3.19         | <b>6. Jenna Gray (2016-pres.)</b>       | <b>3,593</b> |
| 7. Kristin Folkl (1994-97)          | 3,898       | 6. Cary Wendell (1992-95)                            | 3.17         | 7. Lindsay Kagawa (1997-00)             | 3,407        |
| 8. Brittany Howard (2012-15)        | 3,638       | 7. Kerri Walsh (1996-99)                             | 3.10         | 8. Karissa Cook (2009-12)               | 3,027        |
| 9. Jordan Burgess (2012-15)         | 3,587       | 8. Cynthia Barboza (2005-08)                         | 3.02         | 9. Anna Robinson (2000-03)              | 2,412        |
| 10. Kerri Walsh (1996-99)           | 3,257       | 9. Jordan Burgess (2012-15)                          | 2.84         | 10. Robyn Lewis (1997-01)               | 2,385        |
|                                     |             | 10. Bryn Kehoe (2004-07)                             | 2.73         |   |              |
| <b>Service Aces</b>                 |             | <b>Hitting Percentage<br/>(minimum 500 attempts)</b> |              | <b>Assists Per Set</b>                  |              |
| 1. Teresa Smith (1984-87)           | 189         | 1. Foluke Akinradewo (2005-08)                       | .446         | 1. Bryn Kehoe (2004-07)                 | 13.32        |
| 2. Logan Tom (1999-02)              | 171         | 2. Inky Ajanaku (2012-14, 2016)                      | .413         | 2. Robyn Lewis (1997-01)                | 11.98        |
| 3. Barbra Fontana (1983-86)         | 135         | 3. Carly Wopat (2010-13)                             | .392         | 3. Lindsay Kagawa (1997-00)             | 11.79        |
| 4. Wendy Rush (1984-87)             | 132         | <b>Tami Alade (2015-pres.)</b>                       | <b>.387</b>  | <b>Jenna Gray (2016-pres.)</b>          | <b>10.99</b> |
| 5. Bryn Kehoe (2004-07)             | 129         | 4. Jennifer Detmer (1997-00)                         | .364         | 4. Madi Bugg (2012-15)                  | 10.78        |
| 6. Ashley Ivy (1999-02)             | 126         | Sara McGee (2000-03)                                 | .364         | 5. Wendy Rush (1984-87)                 | 10.69        |
| Kristin Richards (2003-06)          | 126         | 6. Kerri Walsh (1996-99)                             | .358         | 6. Lisa Sharpley (1994-97)              | 10.59        |
| 8. Madi Bugg (2012-15)              | 121         | 7. Merete Lutz (2014-17)                             | .350         | 7. Carrie Feldman (1989-92)             | 9.94         |
| 9. Amy Hayes (1985-88)              | 120         | <b>Audriana Fitzmorris (2016-pres.)</b>              | <b>.342</b>  | 8. Anna Robinson (2000-03)              | 9.35         |
| 10. Cynthia Barboza (2005-08)       | 115         | 8. Bev Oden (1989-92)                                | .338         | 9. Piper Hahn (1990-93)                 | 8.47         |
|                                     |             | 9. Kristin Folkl (1994-97)                           | .335         | 10. Karissa Cook (2009-12)              | 8.01         |
|                                     |             | 10. Ogonna Nnamami (2001-04)                         | .331         |   |              |

# 1 JENNA GRAY

S • 6-1 • Jr. • Shawnee, Kan. • St. James Academy

- Human Biology major
- Two-time All-American in javelin, finishing runner-up at the 2018 NCAA Championships
- Father, Brian, played baseball at Kansas
- Mother, Debbie, ran track at Kansas State
- Sister, Rachel, played volleyball at Virginia

## CAREER HONORS

- 2016 NCAA Champion
- Pac-12 Setter of the Year (2017)
- AVCA All-America first team (2017)
- VolleyballMag.com All-America second team (2017)
- VolleyballMag.com All-America honorable mention (2016)
- AVCA All-Pacific North Region (2017)
- All-Pac-12 Conference (2017)
- Preseason All-Pac-12 (2018)
- Stanford Regional All-Tournament Team (2017)
- NCAA Final Four All-Tournament Team (2016)
- BYU Nike Invitational All-Tournament Team (2018)
- Pac-12 All-Academic honorable mention (2017)

## CAREER STATS

| Season | sp-mp  | k   | k/s  | e  | ta  | pct  | a    | a/s   | ta   | ast% | sa | sa/s | se  | ta   | srv% |
|--------|--------|-----|------|----|-----|------|------|-------|------|------|----|------|-----|------|------|
| 2016   | 129-34 | 57  | 0.44 | 3  | 114 | .474 | 1173 | 9.09  | 2775 | .423 | 19 | 0.15 | 25  | 541  | .954 |
| 2017   | 119-34 | 79  | 0.66 | 8  | 152 | .467 | 1433 | 12.04 | 3170 | .452 | 44 | 0.37 | 67  | 479  | .860 |
| 2018   | 79-23  | 45  | 0.57 | 11 | 105 | .324 | 987  | 12.49 | 2236 | .441 | 30 | 0.38 | 41  | 369  | .889 |
| TOTAL  | 327-91 | 181 | 0.55 | 22 | 371 | .429 | 3593 | 10.99 | 8181 | .439 | 93 | 0.28 | 133 | 1389 | .904 |

| Season | dig | d/s  | re | ta | rec%  | bs | ba  | tb  | b/s  | be | bhe | points | pts/s |
|--------|-----|------|----|----|-------|----|-----|-----|------|----|-----|--------|-------|
| 2016   | 220 | 1.71 | 0  | 3  | 1.000 | 5  | 50  | 55  | 0.43 | 4  | 6   | 106.0  | 0.82  |
| 2017   | 172 | 1.45 | 1  | 5  | .800  | 1  | 86  | 87  | 0.73 | 9  | 6   | 167.0  | 1.40  |
| 2018   | 117 | 1.48 | 0  | 3  | 1.000 | 3  | 63  | 66  | 0.84 | 7  | 3   | 109.5  | 1.38  |
| TOTAL  | 509 | 1.56 | 1  | 11 | .909  | 9  | 199 | 208 | 0.64 | 20 | 15  | 382.5  | 1.17  |

## SEASON HIGH

- 5, 2X, last vs. Utah (11/4)
- 11, vs. Colorado (11/2)
- 1,000 (2-0-2), 2X, last at Cal (9/19)
- 62, vs. Colorado (11/2)
- 4, vs. Texas (9/11)
- 8, 2X, last vs. Colorado (11/2)
- 6, 2X, last vs. Colorado (11/2)

## CATEGORY

- Kills
- Attempts
- Hitting Percentage
- Assists
- Service Aces
- Digs
- Blocks

## CAREER HIGH

- 6, 3X, last vs. Florida (12/14/17)
- 11, vs. Colorado (11/2/18)
- 1,000 (2-0-2), 6X, last at Cal (9/19/18)
- 64, at Colorado (9/24/17)
- 5, vs. Pacific (9/15/17)
- 15, vs. Minnesota (8/28/16)
- 8, vs. Arizona (9/29/17)

# 2 KATHRYN PLUMMER

OH • 6-6 • Jr. • Aliso Viejo, Calif. • Aliso Niguel HS

- Human Biology major
- Also a member of the Stanford beach volleyball team
- Father, Kevin, played in the NFL
- Brother, Kristian, played men's volleyball at Concordia (Irvine), winning an NAIA national title

## CAREER HONORS

- 2016 NCAA Champion
- AVCA National Player of the Year (2017)
- espnW National Player of the Year (2017)
- AVCA Pacific North Region Player of the Year (2017)
- Pac-12 Player of the Year (2017)
- AVCA Freshman of the Year (2016)
- AVCA Pacific North Region Freshman of the Year (2016)
- Pac-12 Freshman of the Year (2016)
- Two-time AVCA All-America first team (2016, 2017)
- VolleyballMag.com All-America first team (2017)
- VolleyballMag.com All-America second team (2016)
- Two-time AVCA All-Pacific North Region (2016, 2017)
- Two-time All-Pac-12 Conference (2016, 2017)
- All-Pac-12 Freshman Team (2016)
- Honda Award Finalist (2017)
- AAU Sullivan Award semifinalist (2018)
- Two-time Preseason All-Pac-12 (2017, 2018)
- Stanford Regional MVP (2017)
- NCAA Final Four All-Tournament Team (2016)
- NCAA Madison Regional All-Tournament (2016)
- AVCA National Player of the Week (9/11/18)
- Six-time Pac-12 Offensive Player of the Week
- Three-time Pac-12 Freshman of the Week
- Two-time espnW Player of the Week
- Pac-12 All-Academic honorable mention (2017)

## CAREER STATS

| Season | sp-mp  | k    | k/s  | e   | ta   | pct  | a  | a/s  | ta  | ast% | sa | sa/s | se  | ta   | srv% |
|--------|--------|------|------|-----|------|------|----|------|-----|------|----|------|-----|------|------|
| 2016   | 129-34 | 431  | 3.34 | 159 | 1055 | .258 | 27 | 0.21 | 92  | .293 | 20 | 0.16 | 36  | 354  | .898 |
| 2017   | 119-34 | 555  | 4.66 | 170 | 1206 | .319 | 20 | 0.17 | 102 | .196 | 41 | 0.34 | 83  | 429  | .807 |
| 2018   | 78-23  | 377  | 4.83 | 126 | 843  | .298 | 18 | 0.23 | 63  | .286 | 26 | 0.33 | 45  | 321  | .860 |
| TOTAL  | 326-91 | 1363 | 4.18 | 455 | 3104 | .293 | 65 | 0.20 | 257 | .253 | 87 | 0.27 | 164 | 1104 | .851 |

| Season | dig | d/s  | re | ta   | rec% | bs | ba  | tb  | b/s  | be | bhe | points | pts/s |
|--------|-----|------|----|------|------|----|-----|-----|------|----|-----|--------|-------|
| 2016   | 224 | 1.74 | 34 | 575  | .941 | 10 | 103 | 113 | 0.88 | 17 | 0   | 512.5  | 3.97  |
| 2017   | 228 | 1.92 | 38 | 625  | .939 | 4  | 82  | 86  | 0.72 | 19 | 3   | 641.0  | 5.39  |
| 2018   | 176 | 2.26 | 25 | 354  | .929 | 5  | 46  | 51  | 0.65 | 4  | 1   | 431.0  | 5.53  |
| TOTAL  | 628 | 1.93 | 97 | 1554 | .938 | 19 | 231 | 250 | 0.77 | 40 | 4   | 1584.5 | 4.86  |

## SEASON HIGH

- 25, vs. Minnesota (9/9)
- 57, at Oregon State (10/19)
- .556 (6-1-9), vs. West Virginia (9/1)
- 3, vs. Texas (9/11)
- 3, 3X, last vs. Utah (11/4)
- 15, vs. Colorado (11/2)
- 5, vs. Colorado (11/2)

## CATEGORY

- Kills
- Attempts
- Hitting Percentage
- Assists
- Service Aces
- Digs
- Blocks

## CAREER HIGH

- 28, vs. UCLA (11/16/17)
- 65, vs. UCLA (11/16/17)
- .667 (12-0-18), at Oregon State (9/23/16)
- 3, 2X, last vs. Texas (9/11/18)
- 8, at UCLA (10/13/17)
- 19, at Colorado (9/24/17)
- 10, vs. Cal Poly (9/11/16)

### 3 HOLLY CAMPBELL

MB • 6-4 • Fr. • Austin, Texas • Westlake HS

- Undeclared
- Played for Austin Juniors
- Competed for the U.S. at the Youth World Championships in Argentina in 2017
- Mother, Troye, played basketball at the Naval Academy

### CAREER HONORS

- Pac-12 Freshman of the Week (Oct. 1)
- 2017 Under Armour HS All-American
- 2016 District MVP (HS)

### CAREER STATS

| Season | sp-mp | k   | k/s  | e  | ta  | pct  | a | a/s  | ta | ast% | sa | sa/s | se | ta | srv% |
|--------|-------|-----|------|----|-----|------|---|------|----|------|----|------|----|----|------|
| 2018   | 75-23 | 133 | 1.77 | 51 | 305 | .269 | 1 | 0.01 | 14 | .071 | 1  | 0.01 | 3  | 5  | .400 |
| TOTAL  | 75-23 | 133 | 1.77 | 51 | 305 | .269 | 1 | 0.01 | 14 | .071 | 1  | 0.01 | 3  | 5  | .400 |

| Season | dig | d/s  | re | ta | rec%  | bs | ba | tb | b/s  | be | bhe | points | pts/s |
|--------|-----|------|----|----|-------|----|----|----|------|----|-----|--------|-------|
| 2018   | 11  | 0.15 | 0  | 5  | 1.000 | 1  | 90 | 91 | 1.21 | 5  | 0   | 180.0  | 2.40  |
| TOTAL  | 11  | 0.15 | 0  | 5  | 1.000 | 1  | 90 | 91 | 1.21 | 5  | 0   | 180.0  | 2.40  |

### SEASON HIGH

14, vs. UCLA (9/26)  
 27, vs. Colorado (11/2)  
 .857 (6-0-7), at Howard (8/27)  
 1, at BYU (8/31)  
 1, vs. Utah (11/4)  
 2, 2X, last at Cal (9/19)  
 8, vs. Penn State (9/7)

### CATEGORY

Kills  
 Attempts  
 Hitting Percentage  
 Assists  
 Service Aces  
 Digs  
 Blocks

### CAREER HIGH

14, vs. UCLA (9/26/18)  
 27, vs. Colorado (11/2/18)  
 .857 (6-0-7), at Howard (8/27/18)  
 1, at BYU (8/31/18)  
 1, vs. Utah (11/4/18)  
 2, 2X, last at Cal (9/19/18)  
 8, vs. Penn State (9/7/18)

### 4 MEGHAN MCCLURE

OH • 6-0 • So. • Rancho Santa Margarita, Calif. • Santa Margarita HS

- Undeclared
- Played for Laguna Beach Volleyball Club
- Four-year letterwinner in volleyball and softball
- Mother, Heather, played volleyball at Chapman University

### CAREER HONORS

- VolleyballMag.com All-America honorable mention (2017)
- All-Pac-12 Freshman Team (2017)

### CAREER STATS

| Season | sp-mp  | k   | k/s  | e   | ta   | pct  | a  | a/s  | ta  | ast% | sa | sa/s | se | ta  | srv% |
|--------|--------|-----|------|-----|------|------|----|------|-----|------|----|------|----|-----|------|
| 2017   | 119-34 | 217 | 1.82 | 79  | 640  | .216 | 21 | 0.18 | 75  | .280 | 31 | 0.26 | 43 | 491 | .912 |
| 2018   | 79-23  | 219 | 2.77 | 64  | 549  | .282 | 19 | 0.24 | 70  | .271 | 12 | 0.15 | 40 | 281 | .858 |
| TOTAL  | 198-57 | 436 | 2.20 | 143 | 1189 | .246 | 40 | 0.20 | 145 | .276 | 43 | 0.22 | 83 | 772 | .892 |

| Season | dig | d/s  | re | ta   | rec% | bs | ba | tb | b/s  | be | bhe | points | pts/s |
|--------|-----|------|----|------|------|----|----|----|------|----|-----|--------|-------|
| 2017   | 268 | 2.25 | 22 | 623  | .965 | 3  | 44 | 47 | 0.39 | 13 | 0   | 273.0  | 2.29  |
| 2018   | 180 | 2.28 | 12 | 404  | .970 | 1  | 44 | 45 | 0.57 | 6  | 0   | 254.0  | 3.22  |
| TOTAL  | 448 | 2.26 | 34 | 1027 | .967 | 4  | 88 | 92 | 0.46 | 19 | 0   | 527.0  | 2.66  |

### SEASON HIGH

16, vs. Minnesota (9/9)  
 41, at Utah (10/5)  
 .619 (14-1-21), vs. USC (9/28)  
 2, 5X, last at Oregon (10/21)  
 4, vs. Washington State (10/12)  
 14, at Oregon State (10/19)  
 4, 3X, last at Oregon State (10/19)

### CATEGORY

Kills  
 Attempts  
 Hitting Percentage  
 Assists  
 Service Aces  
 Digs  
 Blocks

### CAREER HIGH

16, vs. Minnesota (9/9/18)  
 41, at Utah (10/5/18)  
 .667 (8-0-12), vs. Arizona State (9/27/17)  
 2, 10X, last at Oregon (10/21/18)  
 4, vs. Washington State (10/12/18)  
 17, 2X, last vs. UCLA (11/16/17)  
 5, vs. CSU Bakersfield (12/1/17)



## 5 BLAKE SHARP

OH • 5-11 • So. • Orinda, Calif. • Miramonte HS

- Undeclared
- Contemplating a career as a doctor, researcher or engineer
- Played for Absolute Volleyball Club
- Graduated at the top one percent of her high school class
- Also played basketball in high school

## CAREER HONORS

- Four-time NCS Scholar-Athlete in high school
- First Team All-DFAL (2016)

## CAREER STATS

| Season | sp-mp | k | k/s  | e | ta | pct  | a | a/s  | ta | ast% | sa | sa/s | se | ta | srv%  |
|--------|-------|---|------|---|----|------|---|------|----|------|----|------|----|----|-------|
| 2017   | 3-3   | 0 | 0.00 | 0 | 0  | .000 | 0 | 0.00 | 0  | .000 | 0  | 0.00 | 2  | 3  | .333  |
| 2018   | 1-1   | 0 | 0.00 | 0 | 0  | .000 | 0 | 0.00 | 0  | .000 | 0  | 0.00 | 0  | 1  | 1.000 |
| TOTAL  | 4-4   | 0 | 0.00 | 0 | 0  | .000 | 0 | 0.00 | 0  | .000 | 0  | 0.00 | 2  | 4  | .500  |

| Season | dig | d/s  | re | ta | rec% | bs | ba | tb | b/s  | be | bhe | points | pts/s |
|--------|-----|------|----|----|------|----|----|----|------|----|-----|--------|-------|
| 2017   | 0   | 0.00 | 0  | 0  | .000 | 0  | 0  | 0  | 0.00 | 0  | 0   | 0.0    | 0.00  |
| 2018   | 0   | 0.00 | 0  | 0  | .000 | 0  | 0  | 0  | 0.00 | 0  | 0   | 0.0    | 0.00  |
| TOTAL  | 0   | 0.00 | 0  | 0  | .000 | 0  | 0  | 0  | 0.00 | 0  | 0   | 0.0    | 0.00  |

## SEASON HIGH

## CATEGORY

## CAREER HIGH

|    |                    |    |
|----|--------------------|----|
| -- | Kills              | -- |
| -- | Attempts           | -- |
| -- | Hitting Percentage | -- |
| -- | Assist             | -- |
| -- | Service Aces       | -- |
| -- | Digs               | -- |
| -- | Blocks             | -- |

## 6 TAMI ALADE

MB • 6-2 • Sr. • Sherwood Park, Alberta, Canada • Old Scona Academic

- Human Biology major
- Shadowed an orthopedist this summer
- Born in Akure, Nigeria
- Full name is Babatamilore Emmanthi Alade

## CAREER HONORS

- 2016 NCAA Champion
- AVCA All-America honorable mention (2017)
- VolleyballMag.com All-America honorable mention (2017)
- AVCA All-Pacific North Region honorable mention (2017)
- All-Pac-12 Conference honorable mention (2017)
- Pac-12 All-Academic honorable mention (2017)
- 2018 Senior CLASS top 10 finalist

- Pac-12 Defensive Player of the Week (Oct. 29)

## CAREER STATS

| Season | sp-mp  | k   | k/s  | e  | ta  | pct  | a | a/s  | ta | ast% | sa | sa/s | se | ta | srv% |
|--------|--------|-----|------|----|-----|------|---|------|----|------|----|------|----|----|------|
| 2015   | 20-12  | 6   | 0.30 | 4  | 24  | .083 | 1 | 0.05 | 3  | .333 | 0  | 0.00 | 0  | 0  | .000 |
| 2016   | 19-8   | 16  | 0.84 | 6  | 33  | .303 | 0 | 0.00 | 2  | .000 | 0  | 0.00 | 0  | 0  | .000 |
| 2017   | 119-34 | 208 | 1.75 | 49 | 382 | .416 | 1 | 0.01 | 10 | .100 | 0  | 0.00 | 0  | 0  | .000 |
| 2018   | 72-21  | 139 | 1.93 | 34 | 275 | .382 | 0 | 0.00 | 5  | .000 | 0  | 0.00 | 0  | 0  | .000 |
| TOTAL  | 230-75 | 369 | 1.60 | 93 | 714 | .387 | 2 | 0.01 | 20 | .100 | 0  | 0.00 | 0  | 0  | .000 |

| Season | dig | d/s  | re | ta | rec%  | bs | ba  | tb  | b/s  | be | bhe | points | pts/s |
|--------|-----|------|----|----|-------|----|-----|-----|------|----|-----|--------|-------|
| 2015   | 1   | 0.05 | 0  | 0  | .000  | 2  | 15  | 17  | 0.85 | 3  | 0   | 15.5   | 0.75  |
| 2016   | 3   | 0.16 | 0  | 1  | 1.000 | 3  | 24  | 27  | 1.42 | 2  | 0   | 31.0   | 1.63  |
| 2017   | 10  | 0.08 | 1  | 1  | .000  | 11 | 155 | 166 | 1.39 | 20 | 0   | 296.5  | 2.49  |
| 2018   | 12  | 0.17 | 0  | 0  | .000  | 6  | 120 | 126 | 1.75 | 10 | 1   | 205.0  | 2.85  |
| TOTAL  | 26  | 0.11 | 1  | 2  | .500  | 22 | 314 | 336 | 1.46 | 35 | 1   | 548.0  | 2.38  |

## SEASON HIGH

## CATEGORY

## CAREER HIGH

|                                    |                    |                                     |
|------------------------------------|--------------------|-------------------------------------|
| 14, at Texas (9/14)                | Kills              | 17, at Colorado (9/24/17)           |
| 22, vs. Minnesota (9/9)            | Attempts           | 29, at Colorado (9/24/17)           |
| .727 (8-0-11), vs. Colorado (11/2) | Hitting Percentage | 1.000 (5-0-5), vs. Oregon (11/5/17) |
| --                                 | Assists            | 1, 2X, last vs. Penn State (9/1/17) |
| --                                 | Service Aces       | --                                  |
| 2, 3X, last at UCLA (10/28)        | Digs               | 2, 6X, last at UCLA (10/28/18)      |
| 15, vs. Colorado (11/2)            | Blocks             | 15, vs. Colorado (11/2/18)          |

## 7 MACKENZIE FIDELAK

OH/OPP • 6-1 • Fr. • Erie, Colo. • Niwot HS

- Undeclared
- Played for Norco Juniors Volleyball
- Also ran track in high school
- Her parents, Jonathan and Karen, ran track at Dartmouth
- Named high school's Co-Female Athlete of the Year with Mary Gillett, who is a freshman on the Stanford track and field team

## CAREER HONORS

- All-State 4A Player of the Year (2017)
- VolleyballMag.com Fab 50
- No. 18 Senior Aces

## CAREER STATS

| Season | sp-mp | k | k/s  | e | ta | pct  | a | a/s  | ta | ast% | sa | sa/s | se | ta | srv% |
|--------|-------|---|------|---|----|------|---|------|----|------|----|------|----|----|------|
| 2018   | 3-2   | 4 | 1.33 | 1 | 11 | .273 | 0 | 0.00 | 0  | .000 | 0  | 0.00 | 0  | 0  | .000 |
| TOTAL  | 3-2   | 4 | 1.33 | 1 | 11 | .273 | 0 | 0.00 | 0  | .000 | 0  | 0.00 | 0  | 0  | .000 |

| Season | dig | d/s  | re | ta | rec% | bs | ba | tb | b/s  | be | bhe | points | pts/s |
|--------|-----|------|----|----|------|----|----|----|------|----|-----|--------|-------|
| 2018   | 0   | 0.00 | 0  | 0  | .000 | 0  | 0  | 0  | 0.00 | 0  | 0   | 4.0    | 1.33  |
| TOTAL  | 0   | 0.00 | 0  | 0  | .000 | 0  | 0  | 0  | 0.00 | 0  | 0   | 4.0    | 1.33  |

## SEASON HIGH

3, vs. West Virginia (9/1)  
 9, vs. West Virginia (9/1)  
 .500 (1-0-2), vs. Utah (11/4)  
 --  
 --  
 --  
 --

## CATEGORY

Kills  
 Attempts  
 Hitting Percentage  
 Assist  
 Service Aces  
 Digs  
 Blocks

## CAREER HIGH

3, vs. West Virginia (9/1/18)  
 9, vs. West Virginia (9/1/18)  
 .500 (1-0-2), vs. Utah (11/4/18)  
 --  
 --  
 --  
 --

## 8 MICHAELA KEEFE

OH • 6-2 • RS So. • Pacific Palisades, Calif. • Marymount HS

- Political Science major
- Mother, formerly Kristin Klein, was a four-time AVCA All-American at Stanford (1988-1992) and a member of the 1996 U.S. Olympic Team
- Father, Adam Keefe, played basketball (1988-1991) and volleyball (1988-1990) at Stanford and was the 10th overall pick by the Atlanta Hawks in the 1992 NBA draft
- Both parents are members of the Stanford Athletics Hall of Fame

## CAREER HONORS

- 2016 NCAA Champion
- Pac-12 All-Academic first team (2017)

## CAREER STATS

| Season | sp-mp | k   | k/s  | e  | ta  | pct  | a | a/s  | ta | ast%  | sa | sa/s | se | ta  | srv% |
|--------|-------|-----|------|----|-----|------|---|------|----|-------|----|------|----|-----|------|
| 2016   | 28-9  | 45  | 1.61 | 24 | 143 | .147 | 2 | 0.07 | 40 | .050  | 3  | 0.11 | 2  | 110 | .982 |
| 2017   | 43-16 | 77  | 1.79 | 33 | 221 | .199 | 1 | 0.02 | 9  | .111  | 0  | 0.00 | 0  | 0   | .000 |
| 2018   | 11-8  | 9   | 0.82 | 4  | 36  | .139 | 1 | 0.09 | 1  | 1.000 | 1  | 0.09 | 3  | 7   | .571 |
| TOTAL  | 82-33 | 131 | 1.60 | 61 | 400 | .175 | 4 | 0.05 | 50 | .080  | 4  | 0.05 | 5  | 117 | .957 |

| Season | dig | d/s  | re | ta  | rec% | bs | ba | tb | b/s  | be | bhe | points | pts/s |
|--------|-----|------|----|-----|------|----|----|----|------|----|-----|--------|-------|
| 2016   | 76  | 2.71 | 8  | 146 | .945 | 0  | 5  | 5  | 0.18 | 1  | 0   | 50.5   | 1.79  |
| 2017   | 15  | 0.35 | 1  | 32  | .969 | 1  | 17 | 18 | 0.42 | 4  | 0   | 86.5   | 2.00  |
| 2018   | 1   | 0.09 | 1  | 7   | .857 | 0  | 0  | 0  | 0.00 | 0  | 0   | 10.0   | 0.91  |
| TOTAL  | 92  | 1.12 | 10 | 185 | .946 | 1  | 22 | 23 | 0.28 | 5  | 0   | 147.0  | 1.79  |

## SEASON HIGH

5, vs. West Virginia (9/1)  
 14, at Howard (8/27)  
 .455 (5-0-11), vs. West Virginia (9/1)  
 1, vs. Texas (9/11)  
 1, vs. West Virginia (9/1)  
 1, vs. Wichita State (9/1)  
 --

## CATEGORY

Kills  
 Attempts  
 Hitting Percentage  
 Assist  
 Service Aces  
 Digs  
 Blocks

## CAREER HIGH

15, vs. Penn State (9/1/17)  
 33, vs. Penn State (9/1/17)  
 .667 (2-0-3), vs. CSU Bakersfield (12/1/17)  
 1, 4X, last vs. Texas (9/11/18)  
 1, 4X, last vs. West Virginia (9/1/17)  
 17, at Washington (9/28/16)  
 4, at Texas A&M (9/3/17)

## 9 MORGAN HENTZ

L • 5-9 • Jr. • Lakeside Park, Ky. • Notre Dame Academy

- Psychology major
- Oldest of four siblings
- Kentucky Gatorade HS Player of the Year (2015)
- Earned All-Pac-12 second team honors for beach (2018)

## CAREER HONORS

- 2016 NCAA Champion
- Pac-12 Libero of the Year (2017)
- AVCA All-America first team (2017)
- VolleyballMag.com All-America first team (2017)
- VolleyballMag.com All-America honorable mention (2016)
- AVCA All-Pacific North Region (2017)
- All-Pac-12 Conference (2017)
- All-Pac-12 Conference honorable mention (2016)
- All-Pac-12 Freshman Team (2016)
- Preseason All-Pac-12 (2018)
- NCAA Stanford Regional All-Tournament (2017)
- NCAA Final Four All-Tournament Team (2016)
- NCAA Madison Regional All-Tournament (2016)
- Six-time Pac-12 Defensive Player of the Week
- Pac-12 All-Academic honorable mention (2017)

## CAREER STATS

| Season | sp-mp  | k | k/s  | e | ta | pct  | a   | a/s  | ta  | ast% | sa | sa/s | se | ta   | srv% |
|--------|--------|---|------|---|----|------|-----|------|-----|------|----|------|----|------|------|
| 2016   | 129-34 | 4 | 0.03 | 0 | 5  | .800 | 90  | 0.70 | 362 | .249 | 16 | 0.12 | 39 | 456  | .914 |
| 2017   | 119-34 | 1 | 0.01 | 1 | 4  | .000 | 101 | 0.85 | 300 | .337 | 20 | 0.17 | 23 | 517  | .956 |
| 2018   | 79-23  | 2 | 0.03 | 1 | 4  | .250 | 75  | 0.95 | 200 | .375 | 8  | 0.10 | 20 | 334  | .940 |
| TOTAL  | 327-91 | 7 | 0.02 | 2 | 13 | .385 | 266 | 0.81 | 862 | .309 | 44 | 0.13 | 82 | 1307 | .937 |

| Season | dig  | d/s  | re | ta   | rec% | bs | ba | tb | b/s  | be | bhe | points | pts/s |
|--------|------|------|----|------|------|----|----|----|------|----|-----|--------|-------|
| 2016   | 630  | 4.88 | 22 | 828  | .973 | 0  | 0  | 0  | 0.00 | 0  | 1   | 20.0   | 0.16  |
| 2017   | 486  | 4.08 | 15 | 480  | .969 | 0  | 0  | 0  | 0.00 | 0  | 0   | 21.0   | 0.18  |
| 2018   | 386  | 4.89 | 10 | 335  | .970 | 0  | 0  | 0  | 0.00 | 0  | 0   | 10.0   | 0.13  |
| TOTAL  | 1502 | 4.59 | 47 | 1643 | .971 | 0  | 0  | 0  | 0.00 | 0  | 1   | 51.0   | 0.16  |

## SEASON HIGH

1, 2X, last vs. Washington (10/13)

2, vs. Washington (10/13)

1,000 (1-0-1), vs. Washington State (10/12)

9, vs. West Virginia (9/1)

2, at Cal (9/19)

27, at Texas (9/14)

--

## CATEGORY

Kills

Attempts

Hitting Percentage

Assists

Service Aces

Digs

Blocks

## CAREER HIGH

1, 7X, last vs. Washington (10/13/18)

2, vs. Washington (10/13/18)

1,000 (1-0-1), 6X, last vs. Washington State (10/12/18)

9, vs. West Virginia (9/1/18)

5, vs. Florida State (12/9/16)

30, at Wisconsin (12/10/16)

--

## 10 PAYTON CHANG

S • 5-10 • Sr. • Newport Beach, Calif. • Mater Dei

- Science, Technology and Society major
- Plans to study abroad in Florence, Italy during winter quarter
- Sister, Devon, is a freshman on the UCLA volleyball team
- Also a member of the Stanford beach volleyball team

## CAREER HONORS

- 2016 NCAA Champion

## CAREER STATS

| Season | sp-mp | k | k/s  | e | ta | pct  | a | a/s  | ta | ast% | sa | sa/s | se | ta | srv%  |
|--------|-------|---|------|---|----|------|---|------|----|------|----|------|----|----|-------|
| 2015   | 1-1   | 0 | 0.00 | 0 | 0  | .000 | 0 | 0.00 | 1  | .000 | 0  | 0.00 | 0  | 1  | 1.000 |
| 2016   | 6-5   | 0 | 0.00 | 0 | 0  | .000 | 2 | 0.33 | 3  | .667 | 0  | 0.00 | 1  | 10 | .900  |
| 2017   | 10-6  | 0 | 0.00 | 0 | 0  | .000 | 1 | 0.10 | 2  | .500 | 1  | 0.10 | 1  | 26 | .962  |
| 2018   | 0-0   | 0 | 0.00 | 0 | 0  | .000 | 0 | 0.00 | 0  | .000 | 0  | 0.00 | 0  | 0  | .000  |
| TOTAL  | 17-12 | 0 | 0.00 | 0 | 0  | .000 | 3 | 0.18 | 6  | .500 | 1  | 0.06 | 2  | 37 | .946  |

| Season | dig | d/s  | re | ta | rec% | bs | ba | tb | b/s  | be | bhe | points | pts/s |
|--------|-----|------|----|----|------|----|----|----|------|----|-----|--------|-------|
| 2015   | 0   | 0.00 | 0  | 0  | .000 | 0  | 0  | 0  | 0.00 | 0  | 0   | 0.0    | 0.00  |
| 2016   | 1   | 0.17 | 0  | 0  | .000 | 0  | 0  | 0  | 0.00 | 0  | 0   | 0.0    | 0.00  |
| 2017   | 3   | 0.30 | 0  | 0  | .000 | 0  | 0  | 0  | 0.00 | 0  | 0   | 1.0    | 0.10  |
| 2018   | 0   | 0.00 | 0  | 0  | .000 | 0  | 0  | 0  | 0.00 | 0  | 0   | 0.0    | 0.00  |
| TOTAL  | 4   | 0.24 | 0  | 0  | .000 | 0  | 0  | 0  | 0.00 | 0  | 0   | 1.0    | 0.06  |

## SEASON HIGH

--

--

--

--

--

--

--

## CATEGORY

Kills

Attempts

Hitting Percentage

Assists

Service Aces

Digs

Blocks

## CAREER HIGH

--

--

--

2, at Oregon State (9/23/16)

1, at Colorado (9/24/17)

2, vs. Pacific (9/15/17)

--

## 11 KATE FORMICO

DS • 5-9 • So. • Saratoga, Calif. • Archbishop Mitty

- Undeclared
- Played for Encore and Vision Volleyball Clubs
- Older brother, Marte, plays soccer at UC Davis
- Younger cousin of four-time Olympic beach volleyball medalist and Stanford Athletics Hall of Fame member, Kerri Walsh Jennings

## CAREER HONORS

- PrepVolleyball HS All-American (2016)
- FloVolleyball HS All-America third team (2016)

## CAREER STATS

| Season | sp-mp  | k | k/s  | e | ta | pct    | a  | a/s  | ta  | ast% | sa | sa/s | se | ta  | srv% |
|--------|--------|---|------|---|----|--------|----|------|-----|------|----|------|----|-----|------|
| 2017   | 119-34 | 1 | 0.01 | 0 | 1  | 1.000  | 22 | 0.18 | 73  | .301 | 19 | 0.16 | 58 | 396 | .854 |
| 2018   | 79-23  | 0 | 0.00 | 1 | 1  | -1.000 | 18 | 0.23 | 56  | .321 | 13 | 0.16 | 36 | 261 | .862 |
| TOTAL  | 198-57 | 1 | 0.01 | 1 | 2  | .000   | 40 | 0.20 | 129 | .310 | 32 | 0.16 | 94 | 657 | .857 |

| Season | dig | d/s  | re | ta  | rec% | bs | ba | tb | b/s  | be | bhe | points | pts/s |
|--------|-----|------|----|-----|------|----|----|----|------|----|-----|--------|-------|
| 2017   | 221 | 1.86 | 15 | 313 | .952 | 0  | 0  | 0  | 0.00 | 0  | 0   | 20.0   | 0.17  |
| 2018   | 138 | 1.75 | 7  | 264 | .973 | 0  | 0  | 0  | 0.00 | 0  | 0   | 13.0   | 0.16  |
| TOTAL  | 359 | 1.81 | 22 | 577 | .962 | 0  | 0  | 0  | 0.00 | 0  | 0   | 33.0   | 0.17  |

## SEASON HIGH

## CATEGORY

## CAREER HIGH

|                             |                    |   |
|-----------------------------|--------------------|---|
| --                          | Kills              | 1, vs. Colorado State (12/2/17)             |
| 1, vs. Texas (9/11)         | Attempts           | 1, 2X, last vs. Texas (9/11/18)             |
| --                          | Hitting Percentage | 1.000 (1-0-1), vs. Colorado State (12/2/17) |
| 3, 2X, last vs. Utah (11/4) | Assists            | 3, 2X, last vs. Utah (11/4/18)              |
| 3, at Oregon (10/21)        | Service Aces       | 3, at Oregon (10/21/18)                     |
| 13, at Oregon State (10/19) | Digs               | 16, vs. Penn State (9/1/17)                 |
| --                          | Blocks             | --  |

## 12 AUDRIANA FITZMORRIS

OPP • 6-6 • Jr. • Overland Park, Kan. • St. James Academy

- Human Biology major
- Member of the U.S. Collegiate National Team (2018)
- Mother, Maria Luisa, was a two-time South American champion and a silver medalist at the Pan Am Games playing on the Peruvian National Basketball Team for 12 years, and was a member of the Peruvian Junior National Volleyball Team
- Father, Michael, played professional basketball in Peru and Sweden
- Sister, Alexandra, played volleyball at Arkansas, Boston College, and Morehead State
- Brother, Keenan, is a freshman on the Stanford men's basketball team

## CAREER HONORS

- 2016 NCAA Champion
- AVCA All-America second team (2017)
- VolleyballMag.com All-America second team (2017)
- AVCA All-America honorable mention (2016)
- AVCA All-Pacific North Region (2017)
- AVCA All-Pacific North Region honorable mention (2016)
- All-Pac-12 Conference (2017)
- All-Pac-12 Conference honorable mention (2016)
- All-Pac-12 Freshman Team (2016)
- Two-time Preseason All-Pac-12 (2017, 2018)
- AVCA National Player of the Week (Sept. 6, 2016)
- Two-time Pac-12 Defensive Player of the Week

- Pac-12 Offensive Player of the Week (9/5/16)
- Three-time Pac-12 Freshman of the Week
- BYU Nike Invitational All-Tournament Team (2018)
- Pac-12 All-Academic honorable mention (2017)

## CAREER STATS

| Season | sp-mp  | k   | k/s  | e   | ta   | pct  | a  | a/s  | ta | ast% | sa | sa/s | se | ta  | srv% |
|--------|--------|-----|------|-----|------|------|----|------|----|------|----|------|----|-----|------|
| 2016   | 129-34 | 311 | 2.41 | 86  | 723  | .311 | 10 | 0.08 | 47 | .213 | 13 | 0.10 | 24 | 427 | .944 |
| 2017   | 114-33 | 263 | 2.31 | 59  | 550  | .371 | 3  | 0.03 | 15 | .200 | 11 | 0.10 | 16 | 285 | .944 |
| 2018   | 79-23  | 235 | 2.97 | 53  | 514  | .354 | 2  | 0.03 | 10 | .200 | 1  | 0.01 | 4  | 25  | .840 |
| TOTAL  | 322-90 | 809 | 2.51 | 198 | 1787 | .342 | 15 | 0.05 | 72 | .208 | 25 | 0.08 | 44 | 737 | .940 |

| Season | dig | d/s  | re | ta | rec%  | bs | ba  | tb  | b/s  | be | bhe | points | pts/s |
|--------|-----|------|----|----|-------|----|-----|-----|------|----|-----|--------|-------|
| 2016   | 65  | 0.50 | 1  | 6  | .833  | 28 | 158 | 186 | 1.44 | 23 | 1   | 431.0  | 3.34  |
| 2017   | 34  | 0.30 | 0  | 2  | 1.000 | 17 | 152 | 169 | 1.48 | 16 | 0   | 367.0  | 3.22  |
| 2018   | 19  | 0.24 | 1  | 2  | .500  | 1  | 87  | 88  | 1.11 | 6  | 0   | 280.5  | 3.54  |
| TOTAL  | 118 | 0.37 | 2  | 10 | .800  | 46 | 397 | 443 | 1.38 | 45 | 1   | 1078.5 | 3.35  |

## SEASON HIGH

## CATEGORY

## CAREER HIGH

|                                    |                    |   |
|------------------------------------|--------------------|---|
| 18, at Utah (10/5)                 | Kills              | 20, vs. Illinois (9/3/16)                   |
| 37, at Utah (10/5)                 | Attempts           | 35, vs. Purdue (9/9/16)                     |
| .643 (10-1-14), at American (8/26) | Hitting Percentage | .750 (7-1-8), vs. California (9/20/17)      |
| 1, 2X, last at Utah (10/5)         | Assists            | 2, 2X, last vs. Washington State (10/28/16) |
| 1, vs. West Virginia (9/1)         | Service Aces       | 2, 3X, last at California (11/25/17)        |
| 3, at Colorado (10/7)              | Digs               | 7, at Wisconsin (12/10/16)                  |
| 8, at Oregon State (10/19)         | Blocks             | 11, vs. San Diego (8/26/16)                 |

## 19 ALEXIS FROISTAD

MB • 6-2 • Sr. • Aromas, Calif. • Salinas HS

- Human Biology major
- Member of Stanford's Student-Athlete Advisory Committee
- Graduated third in her class academically in HS
- Contemplating a career as a surgeon specializing in neurology or cardiology

## CAREER HONORS

- 2016 NCAA Champion

### CAREER STATS

| Season | sp-mp | k | k/s  | e | ta | pct    | a | a/s  | ta | ast% | sa | sa/s | se | ta | srv% |
|--------|-------|---|------|---|----|--------|---|------|----|------|----|------|----|----|------|
| 2015   | 1-1   | 0 | 0.00 | 1 | 1  | -1.000 | 0 | 0.00 | 0  | .000 | 0  | 0.00 | 0  | 0  | .000 |
| 2016   | 0-0   | 0 | 0.00 | 0 | 0  | .000   | 0 | 0.00 | 0  | .000 | 0  | 0.00 | 0  | 0  | .000 |
| 2017   | 3-3   | 2 | 0.67 | 0 | 5  | .400   | 0 | 0.00 | 0  | .000 | 0  | 0.00 | 0  | 0  | .000 |
| 2018   | 0-0   | 0 | 0.00 | 0 | 0  | .000   | 0 | 0.00 | 0  | .000 | 0  | 0.00 | 0  | 0  | .000 |
| TOTAL  | 4-4   | 2 | 0.50 | 1 | 6  | .167   | 0 | 0.00 | 0  | .000 | 0  | 0.00 | 0  | 0  | .000 |

| Season | dig | d/s  | re | ta | rec% | bs | ba | tb | b/s  | be | bhe | points | pts/s |
|--------|-----|------|----|----|------|----|----|----|------|----|-----|--------|-------|
| 2015   | 1   | 1.00 | 0  | 0  | .000 | 0  | 0  | 0  | 0.00 | 0  | 0   | 0.0    | 0.00  |
| 2016   | 0   | 0.00 | 0  | 0  | .000 | 0  | 0  | 0  | 0.00 | 0  | 0   | 0.0    | 0.00  |
| 2017   | 0   | 0.00 | 0  | 0  | .000 | 0  | 1  | 1  | 0.33 | 0  | 0   | 2.5    | 0.67  |
| 2018   | 0   | 0.00 | 0  | 0  | .000 | 0  | 0  | 0  | 0.00 | 0  | 0   | 0.0    | 0.00  |
| TOTAL  | 1   | 0.25 | 0  | 0  | .000 | 0  | 1  | 1  | 0.25 | 0  | 0   | 2.5    | 0.50  |

### SEASON HIGH

### CATEGORY

### CAREER HIGH

|    |                    |  |
|----|--------------------|--|
| -- | Kills              | 1, 2X, last vs. CSU Bakersfield (12/1/17)            |
| -- | Attempts           | 2, 2X, last vs. CSU Bakersfield (12/1/17)            |
| -- | Hitting Percentage | .500 (1-0-2), 2X, last vs. CSU Bakersfield (12/1/17) |
| -- | Assist             | --   |
| -- | Service Aces       | --   |
| -- | Digs               | 1, vs. Saint Mary's (9/19/15)                        |
| -- | Blocks             | 1, vs. Wright State (8/26/17)                        |

## 20 CAITLIN KEEFE

DS • 5-11 • Jr. • Pacific Palisades, Calif. • Marymount HS

- International Relations major
- Mother, formerly Kristin Klein, was a four-time AVCA All-American at Stanford (1988-1992) and a member of the 1996 U.S. Olympic Team
- Father, Adam Keefe, played basketball (1988-1991) and volleyball (1988-1990) at Stanford and was the 10th overall pick by the Atlanta Hawks in the 1992 NBA draft
- Both parents are members of the Stanford Athletics Hall of Fame

## CAREER HONORS

- 2016 NCAA Champion

### CAREER STATS

| Season | sp-mp | k | k/s  | e | ta | pct  | a | a/s  | ta | ast% | sa | sa/s | se | ta | srv%  |
|--------|-------|---|------|---|----|------|---|------|----|------|----|------|----|----|-------|
| 2016   | 5-4   | 0 | 0.00 | 0 | 0  | .000 | 0 | 0.00 | 0  | .000 | 0  | 0.00 | 0  | 5  | 1.000 |
| 2017   | 23-14 | 0 | 0.00 | 0 | 0  | .000 | 0 | 0.00 | 1  | .000 | 2  | 0.09 | 6  | 47 | .872  |
| 2018   | 9-7   | 0 | 0.00 | 0 | 0  | .000 | 0 | 0.00 | 1  | .000 | 0  | 0.00 | 1  | 12 | .917  |
| TOTAL  | 37-25 | 0 | 0.00 | 0 | 0  | .000 | 0 | 0.00 | 2  | .000 | 2  | 0.05 | 7  | 64 | .891  |

| Season | dig | d/s  | re | ta | rec%  | bs | ba | tb | b/s  | be | bhe | points | pts/s |
|--------|-----|------|----|----|-------|----|----|----|------|----|-----|--------|-------|
| 2016   | 1   | 0.20 | 0  | 7  | 1.000 | 0  | 0  | 0  | 0.00 | 0  | 0   | 0.0    | 0.00  |
| 2017   | 12  | 0.52 | 0  | 17 | 1.000 | 0  | 0  | 0  | 0.00 | 0  | 0   | 2.0    | 0.09  |
| 2018   | 8   | 0.89 | 0  | 11 | 1.000 | 0  | 0  | 0  | 0.00 | 0  | 0   | 0.0    | 0.00  |
| TOTAL  | 21  | 0.57 | 0  | 35 | 1.000 | 0  | 0  | 0  | 0.00 | 0  | 0   | 2.0    | 0.05  |

### SEASON HIGH

### CATEGORY

### CAREER HIGH

|                            |                    |                                 |
|----------------------------|--------------------|---------------------------------|
| --                         | Kills              | --                              |
| --                         | Attempts           | --                              |
| --                         | Hitting Percentage | --                              |
| --                         | Assist             | --                              |
| --                         | Service Aces       | 1, 2X, last at Oregon (10/6/17) |
| 5, vs. West Virginia (9/1) | Digs               | 5, vs. West Virginia (9/1/18)   |
| --                         | Blocks             | --                              |

## 21 SIDNEY WILSON

DS • 6-0 • So. • Toronto, Ontario, Canada • Havergal College

- Undeclared
- Anticipating a major in economics or management science and engineering
- Mother, Clare Davenport was a nationally ranked tennis player and played at Western University
- Earned first-degree black belt in Taekwondo

## CAREER HONORS

- In HS, earned 11 letters in volleyball, soccer, ski racing, ultimate Frisbee, Taekwondo, and beach volleyball
- Havergal Volleyball Miguy Cup Recipient and Team MVP (2017)
- University of Toronto U20 Invitational Tournament MVP (2015)

## CAREER STATS

| Season | sp-mp  | k | k/s  | e | ta | pct    | a | a/s  | ta | ast% | sa | sa/s | se | ta  | srv% |
|--------|--------|---|------|---|----|--------|---|------|----|------|----|------|----|-----|------|
| 2017   | 41-17  | 0 | 0.00 | 0 | 0  | .000   | 2 | 0.05 | 4  | .500 | 8  | 0.20 | 17 | 144 | .882 |
| 2018   | 78-23  | 0 | 0.00 | 1 | 1  | -1.000 | 1 | 0.01 | 2  | .500 | 17 | 0.22 | 18 | 308 | .942 |
| TOTAL  | 119-40 | 0 | 0.00 | 1 | 1  | -1.000 | 3 | 0.03 | 6  | .500 | 25 | 0.21 | 35 | 452 | .923 |

| Season | dig | d/s  | re | ta | rec% | bs | ba | tb | b/s  | be | bhe | points | pts/s |
|--------|-----|------|----|----|------|----|----|----|------|----|-----|--------|-------|
| 2017   | 13  | 0.32 | 0  | 0  | .000 | 0  | 0  | 0  | 0.00 | 0  | 0   | 8.0    | 0.20  |
| 2018   | 23  | 0.29 | 0  | 0  | .000 | 0  | 0  | 0  | 0.00 | 0  | 0   | 17.0   | 0.22  |
| TOTAL  | 36  | 0.30 | 0  | 0  | .000 | 0  | 0  | 0  | 0.00 | 0  | 0   | 25.0   | 0.21  |

## SEASON HIGH

## CATEGORY

## CAREER HIGH

|  |                    |   |
|--|--------------------|---|
| --                                       | Kills              | --  |
| 1, vs. Colorado (11/2)                   | Attempts           | 1, vs. Colorado (11/2/18)                   |
| --                                       | Hitting Percentage | --  |
| --                                       | Assist             | 1, 2X, last vs. CSU Bakersfield (12/1/17)   |
| 4, 2X, last vs. Washington State (10/12) | Service Aces       | 4, 3X, last vs. Washington State (10/12/18) |
| 4, at Colorado (10/7)                    | Digs               | 4, at Colorado (10/7/18)                    |
| --                                       | Blocks             | --  |

## 25 COURTNEY BOWEN

MB • 6-4 • Sr. • Brooklyn, N.Y. • The Chapin School

- Economics major
- Held an internship with Altamont Capital Partners in Palo Alto this summer, missing the team's European Tour
- Secured a full time job in finance and consulting with Altamont Capital, a private equity firm, upon graduation in June
- Has also interned at Morgan Stanley in New York City
- Plays the piano and flute
- Loves long-distance biking trips: biked from Massachusetts to Maine and from Seattle to San Francisco

## CAREER HONORS

- 2016 NCAA Champion

## CAREER STATS

| Season | sp-mp | k  | k/s  | e | ta | pct  | a | a/s  | ta | ast% | sa | sa/s | se | ta | srv%  |
|--------|-------|----|------|---|----|------|---|------|----|------|----|------|----|----|-------|
| 2015   | 0-0   | 0  | 0.00 | 0 | 0  | .000 | 0 | 0.00 | 0  | .000 | 0  | 0.00 | 0  | 0  | .000  |
| 2016   | 4-3   | 1  | 0.25 | 0 | 3  | .333 | 0 | 0.00 | 0  | .000 | 0  | 0.00 | 0  | 0  | .000  |
| 2017   | 13-9  | 3  | 0.23 | 1 | 4  | .500 | 0 | 0.00 | 0  | .000 | 0  | 0.00 | 0  | 0  | .000  |
| 2018   | 18-9  | 33 | 1.83 | 6 | 66 | .409 | 0 | 0.00 | 1  | .000 | 0  | 0.00 | 0  | 1  | 1.000 |
| TOTAL  | 35-21 | 37 | 1.06 | 7 | 73 | .411 | 0 | 0.00 | 1  | .000 | 0  | 0.00 | 0  | 1  | 1.000 |

| Season | dig | d/s  | re | ta | rec%  | bs | ba | tb | b/s  | be | bhe | points | pts/s |
|--------|-----|------|----|----|-------|----|----|----|------|----|-----|--------|-------|
| 2015   | 0   | 0.00 | 0  | 0  | .000  | 0  | 0  | 0  | 0.00 | 0  | 0   | 0.0    | 0.00  |
| 2016   | 0   | 0.00 | 0  | 0  | .000  | 0  | 1  | 1  | 0.25 | 0  | 0   | 1.5    | 0.25  |
| 2017   | 0   | 0.00 | 0  | 1  | 1.000 | 0  | 4  | 4  | 0.31 | 0  | 0   | 5.0    | 0.38  |
| 2018   | 1   | 0.06 | 0  | 0  | .000  | 1  | 25 | 26 | 1.44 | 2  | 0   | 46.5   | 2.56  |
| TOTAL  | 1   | 0.03 | 0  | 1  | 1.000 | 1  | 30 | 31 | 0.89 | 2  | 0   | 53.0   | 1.51  |

## SEASON HIGH

## CATEGORY

## CAREER HIGH

|                                       |                    |  |
|---------------------------------------|--------------------|--|
| 14, at Oregon State (10/19)           | Kills              | 14, at Oregon State (10/19/18)           |
| 24, at Oregon State (10/19)           | Attempts           | 24, at Oregon State (10/19/18)           |
| .571 (4-0-7), vs. Wichita State (9/1) | Hitting Percentage | .571 (4-0-7), vs. Wichita State (9/1/18) |
| --                                    | Assist             | --                                       |
| --                                    | Service Aces       | --                                       |
| 1, vs. Wichita State (9/1)            | Digs               | 1, vs. Wichita State (9/1/18)            |
| 9, at Oregon State (10/19)            | Blocks             | 9, at Oregon State (10/19/18)            |

**2018 Stanford Women's Volleyball  
Stanford Combined Team Statistics (as of Nov 04, 2018)  
All matches**

| <b>RECORD:</b> | <b>OVERALL</b> | <b>HOME</b> | <b>AWAY</b> | <b>NEUTRAL</b> |
|----------------|----------------|-------------|-------------|----------------|
| ALL GAMES      | 22-1           | 10-0        | 10-1        | 2-0            |
| CONFERENCE     | 14-0           | 7-0         | 7-0         | 0-0            |
| NON-CONFERENCE | 8-1            | 3-0         | 3-1         | 2-0            |

| #  | Player               | sp | Attack |       |     |      |        | Set  |       | Serve |     |      | Dig |      | Blocking |    |     |       |       | points |    |        |
|----|----------------------|----|--------|-------|-----|------|--------|------|-------|-------|-----|------|-----|------|----------|----|-----|-------|-------|--------|----|--------|
|    |                      |    | k      | k/s   | e   | ta   | pct    | a    | a/s   | sa    | se  | sa/s | re  | dig  | dig/s    | bs | ba  | total | blk/s |        | be | bhe    |
| 2  | Plummer, Kathryn     | 78 | 377    | 4.83  | 126 | 843  | .298   | 18   | 0.23  | 26    | 45  | 0.33 | 25  | 176  | 2.26     | 5  | 46  | 51    | 0.65  | 4      | 1  | 431.0  |
| 12 | Fitzmorris, Audriana | 79 | 235    | 2.97  | 53  | 514  | .354   | 2    | 0.03  | 1     | 4   | 0.01 | 1   | 19   | 0.24     | 1  | 87  | 88    | 1.11  | 6      | 0  | 280.5  |
| 4  | McClure, Meghan      | 79 | 219    | 2.77  | 64  | 549  | .282   | 19   | 0.24  | 12    | 40  | 0.15 | 12  | 180  | 2.28     | 1  | 44  | 45    | 0.57  | 6      | 0  | 254.0  |
| 6  | Alade, Tami          | 72 | 139    | 1.93  | 34  | 275  | .382   | 0    | 0.00  | 0     | 0   | 0.00 | 0   | 12   | 0.17     | 6  | 120 | 126   | 1.75  | 10     | 1  | 205.0  |
| 25 | Bowen, Courtney      | 18 | 33     | 1.83  | 6   | 66   | .409   | 0    | 0.00  | 0     | 0   | 0.00 | 0   | 1    | 0.06     | 1  | 25  | 26    | 1.44  | 2      | 0  | 46.5   |
| 3  | Campbell, Holly      | 75 | 133    | 1.77  | 51  | 305  | .269   | 1    | 0.01  | 1     | 3   | 0.01 | 0   | 11   | 0.15     | 1  | 90  | 91    | 1.21  | 5      | 0  | 180.0  |
| 7  | Fidelak, Mackenzie   | 3  | 4      | 1.33  | 1   | 11   | .273   | 0    | 0.00  | 0     | 0   | 0.00 | 0   | 0    | 0.00     | 0  | 0   | 0     | 0.00  | 0      | 0  | 4.0    |
| 8  | Keefe, Michaela      | 11 | 9      | 0.82  | 4   | 36   | .139   | 1    | 0.09  | 1     | 3   | 0.09 | 1   | 1    | 0.09     | 0  | 0   | 0     | 0.00  | 0      | 0  | 10.0   |
| 1  | Gray, Jenna          | 79 | 45     | 0.57  | 11  | 105  | .324   | 987  | 12.49 | 30    | 41  | 0.38 | 0   | 117  | 1.48     | 3  | 63  | 66    | 0.84  | 7      | 3  | 109.5  |
| 9  | Hentz, Morgan        | 79 | 2      | 0.03  | 1   | 4    | .250   | 75   | 0.95  | 8     | 20  | 0.10 | 10  | 386  | 4.89     | 0  | 0   | 0     | 0.00  | 0      | 0  | 10.0   |
| 20 | Keefe, Caitlin       | 9  | 0      | 0.00  | 0   | 0    | .000   | 0    | 0.00  | 0     | 1   | 0.00 | 0   | 8    | 0.89     | 0  | 0   | 0     | 0.00  | 0      | 0  | 0.0    |
| 21 | Wilson, Sidney       | 78 | 0      | 0.00  | 1   | 1    | -1.000 | 1    | 0.01  | 17    | 18  | 0.22 | 0   | 23   | 0.29     | 0  | 0   | 0     | 0.00  | 0      | 0  | 17.0   |
| 5  | Sharp, Blake         | 1  | 0      | 0.00  | 0   | 0    | .000   | 0    | 0.00  | 0     | 0   | 0.00 | 0   | 0    | 0.00     | 0  | 0   | 0     | 0.00  | 0      | 0  | 0.0    |
| 11 | Formico, Kate        | 79 | 0      | 0.00  | 1   | 1    | -1.000 | 18   | 0.23  | 13    | 36  | 0.16 | 7   | 138  | 1.75     | 0  | 0   | 0     | 0.00  | 0      | 0  | 13.0   |
|    | TEAM                 | -  | -      | -     | -   | -    | -      | -    | -     | -     | -   | -    | 1   | -    | -        | -  | -   | -     | -     | -      | -  | -      |
|    | STANFORD             | 79 | 1196   | 15.14 | 353 | 2710 | .311   | 1122 | 14.20 | 109   | 211 | 1.38 | 57  | 1072 | 13.57    | 18 | 475 | 255.5 | 3.23  | 40     | 5  | 1560.5 |
|    | Opponents            | 79 | 926    | 11.72 | 463 | 2673 | .173   | 876  | 11.09 | 57    | 160 | 0.72 | 109 | 989  | 12.52    | 27 | 272 | 163.0 | 2.06  | 48     | 8  | 1146.0 |

| Team Statistics      | STAN    | OPP     | Date    | Opponent             | Score | Score by set                  | Att. |
|----------------------|---------|---------|---------|----------------------|-------|-------------------------------|------|
| ATTACK               |         |         | Aug 26  | at American          | w 3-0 | 25-14,25-16,25-19             | 2837 |
| Kills                | 1196    | 926     | Aug 27  | at Howard            | w 3-0 | 25-16,25-22,25-15             | 1998 |
| Errors               | 353     | 463     | Aug 31  | at #9 BYU            | L 2-3 | 22-25,20-25,25-21,25-20,11-15 | 3389 |
| Total Attacks        | 2710    | 2673    | Sep 01  | vs Wichita State     | w 3-0 | 25-20,25-20,29-27             | 97   |
| Attack Pct           | .311    | .173    | Sep 01  | vs West Virginia     | w 3-0 | 25-9,25-9,25-12               | 143  |
| Kills/Set            | 15.1    | 11.7    | Sep 07  | #5 PENN STATE        | w 3-0 | 25-23,25-20,25-20             | 3658 |
| SET                  |         |         | Sep 09  | #1 MINNESOTA         | w 3-1 | 25-23,23-25,25-17,25-23       | 2642 |
| Assists              | 1122    | 876     | Sep 11  | #3 TEXAS             | w 3-0 | 25-15,25-22,32-30             | 1459 |
| Attempts             | 2659    | 2707    | Sep 14  | at #3 Texas          | w 3-1 | 25-16,25-18,20-25,25-18       | 4337 |
| Assist Pct           | .422    | .324    | *Sep 19 | at California        | w 3-0 | 25-16,25-23,25-14             | 2339 |
| Assists/Set          | 14.2    | 11.1    | *Sep 23 | ARIZONA              | w 3-1 | 25-17,25-27,25-20,25-21       | 2331 |
| SERVE                |         |         | *Sep 26 | #18 UCLA             | w 3-0 | 25-18,25-19,25-17             | 1882 |
| Aces                 | 109     | 57      | *Sep 28 | #13 USC              | w 3-0 | 25-21,25-22,25-15             | 2594 |
| Errors               | 211     | 160     | *Oct 05 | at #24 Utah          | w 3-1 | 28-26,23-25,25-19,25-17       | 3109 |
| Attempts             | 1925    | 1590    | *Oct 07 | at Colorado          | w 3-0 | 27-25,25-23,25-22             | 2294 |
| Serve Pct            | .890    | .899    | *Oct 12 | #21 WASHINGTON STATE | w 3-0 | 25-15,30-28,25-12             | 2278 |
| Aces/Set             | 1.4     | 0.7     | *Oct 13 | #18 WASHINGTON       | w 3-0 | 25-16,25-20,25-18             | 2740 |
| SERVE RECEPTIONS     |         |         | *Oct 19 | at OSU               | w 3-1 | 24-26,25-10,25-18,25-23       | 1157 |
| Errors               | 57      | 109     | *Oct 21 | at #16 Oregon        | w 3-1 | 16-25,25-21,25-17,25-15       | 2176 |
| Errors/Set           | 0.7     | 1.4     | *Oct 26 | at #15 USC           | w 3-0 | 25-19,25-19,29-27             | 1650 |
| Attempts             | 1426    | 1705    | *Oct 28 | at #20 UCLA          | w 3-0 | 25-22,25-20,26-24             | 2868 |
| Reception Pct        | .960    | .936    | *Nov 02 | COLORADO             | w 3-2 | 25-19,25-21,27-29,27-29,15-9  | 1975 |
| DEFENSE              |         |         | *Nov 04 | UTAH                 | w 3-0 | 25-17,25-19,25-18             | 2230 |
| Digs                 | 1072    | 989     |         |                      |       |                               |      |
| Digs/Set             | 13.6    | 12.5    |         |                      |       |                               |      |
| BLOCKING             |         |         |         |                      |       |                               |      |
| Block Solo           | 18      | 27      |         |                      |       |                               |      |
| Block Assist         | 475     | 272     |         |                      |       |                               |      |
| Total Blocks         | 255.5   | 163.0   |         |                      |       |                               |      |
| Blocks/Set           | 3.2     | 2.1     |         |                      |       |                               |      |
| Block Errors         | 40      | 48      |         |                      |       |                               |      |
| Ball handling errors | 5       | 8       |         |                      |       |                               |      |
| ATTENDANCE           |         |         |         |                      |       |                               |      |
| Total                | 23789   | 28154   |         |                      |       |                               |      |
| Dates/Avg Per Date   | 10/2379 | 11/2559 |         |                      |       |                               |      |
| Neutral site #/Avg   | 2/120   |         |         |                      |       |                               |      |
| Current win streak   | 20      | -       |         |                      |       |                               |      |
| Home win streak      | 10      | -       |         |                      |       |                               |      |

Record in 3-set matches: 15-0

Record in 4-set matches: 6-0

Record in 5-set matches: 1-1

**2018 Stanford Women's Volleyball  
Stanford Combined Team Statistics (as of Nov 04, 2018)  
Conference matches**

| <b>RECORD:</b> | <b>OVERALL</b> | <b>HOME</b> | <b>AWAY</b> | <b>NEUTRAL</b> |
|----------------|----------------|-------------|-------------|----------------|
| ALL GAMES      | 14-0           | 7-0         | 7-0         | 0-0            |
| CONFERENCE     | 14-0           | 7-0         | 7-0         | 0-0            |
| NON-CONFERENCE | 0-0            | 0-0         | 0-0         | 0-0            |

| #  | Player               | sp | Attack |       |     |      |        | Set |       | Serve |     |      | Dig |     | Blocking |    |     |       |       | points |    |       |
|----|----------------------|----|--------|-------|-----|------|--------|-----|-------|-------|-----|------|-----|-----|----------|----|-----|-------|-------|--------|----|-------|
|    |                      |    | k      | k/s   | e   | ta   | pct    | a   | a/s   | sa    | se  | sa/s | re  | dig | dig/s    | bs | ba  | total | blk/s |        | be | bhe   |
| 2  | Plummer, Kathryn     | 48 | 246    | 5.12  | 82  | 556  | .295   | 9   | 0.19  | 14    | 30  | 0.29 | 16  | 114 | 2.38     | 3  | 25  | 28    | 0.58  | 3      | 1  | 275.5 |
| 12 | Fitzmorris, Audriana | 48 | 142    | 2.96  | 33  | 323  | .337   | 1   | 0.02  | 0     | 2   | 0.00 | 1   | 12  | 0.25     | 0  | 57  | 57    | 1.19  | 2      | 0  | 170.5 |
| 4  | McClure, Meghan      | 48 | 133    | 2.77  | 39  | 335  | .281   | 14  | 0.29  | 9     | 28  | 0.19 | 8   | 125 | 2.60     | 0  | 27  | 27    | 0.56  | 4      | 0  | 155.5 |
| 25 | Bowen, Courtney      | 10 | 21     | 2.10  | 2   | 39   | .487   | 0   | 0.00  | 0     | 0   | 0.00 | 0   | 0   | 0.00     | 0  | 15  | 15    | 1.50  | 2      | 0  | 28.5  |
| 3  | Campbell, Holly      | 45 | 86     | 1.91  | 31  | 196  | .281   | 0   | 0.00  | 1     | 1   | 0.02 | 0   | 7   | 0.16     | 1  | 53  | 54    | 1.20  | 2      | 0  | 114.5 |
| 6  | Alade, Tami          | 45 | 80     | 1.78  | 19  | 158  | .386   | 0   | 0.00  | 0     | 0   | 0.00 | 0   | 10  | 0.22     | 3  | 79  | 82    | 1.82  | 4      | 1  | 122.5 |
| 7  | Fidelak, Mackenzie   | 1  | 1      | 1.00  | 0   | 2    | .500   | 0   | 0.00  | 0     | 0   | 0.00 | 0   | 0   | 0.00     | 0  | 0   | 0     | 0.00  | 0      | 0  | 1.0   |
| 1  | Gray, Jenna          | 48 | 30     | 0.62  | 6   | 66   | .364   | 605 | 12.60 | 16    | 20  | 0.33 | 0   | 77  | 1.60     | 2  | 41  | 43    | 0.90  | 4      | 2  | 68.5  |
| 8  | Keefe, Michaela      | 4  | 1      | 0.25  | 0   | 5    | .200   | 0   | 0.00  | 0     | 0   | 0.00 | 1   | 0   | 0.00     | 0  | 0   | 0     | 0.00  | 0      | 0  | 1.0   |
| 9  | Hentz, Morgan        | 48 | 2      | 0.04  | 1   | 3    | .333   | 54  | 1.12  | 4     | 11  | 0.08 | 7   | 237 | 4.94     | 0  | 0   | 0     | 0.00  | 0      | 0  | 6.0   |
| 20 | Keefe, Caitlin       | 3  | 0      | 0.00  | 0   | 0    | .000   | 0   | 0.00  | 0     | 1   | 0.00 | 0   | 1   | 0.33     | 0  | 0   | 0     | 0.00  | 0      | 0  | 0.0   |
| 11 | Formico, Kate        | 48 | 0      | 0.00  | 0   | 0    | .000   | 11  | 0.23  | 10    | 19  | 0.21 | 5   | 90  | 1.88     | 0  | 0   | 0     | 0.00  | 0      | 0  | 10.0  |
| 21 | Wilson, Sidney       | 48 | 0      | 0.00  | 1   | 1    | -1.000 | 1   | 0.02  | 14    | 9   | 0.29 | 0   | 15  | 0.31     | 0  | 0   | 0     | 0.00  | 0      | 0  | 14.0  |
|    | TEAM                 | -  | -      | -     | -   | -    | -      | -   | -     | -     | -   | -    | 1   | -   | -        | -  | -   | -     | -     | -      | -  | -     |
|    | STANFORD             | 48 | 742    | 15.46 | 214 | 1684 | .314   | 695 | 14.48 | 68    | 121 | 1.42 | 39  | 688 | 14.33    | 9  | 297 | 157.5 | 3.28  | 21     | 4  | 967.5 |
|    | Opponents            | 48 | 577    | 12.02 | 291 | 1690 | .169   | 548 | 11.42 | 39    | 84  | 0.81 | 68  | 630 | 13.12    | 17 | 172 | 103.0 | 2.15  | 25     | 5  | 719.0 |

| Team Statistics      | STAN   | OPP    | Date    | Opponent             | Score | Score by set                 | Att. |
|----------------------|--------|--------|---------|----------------------|-------|------------------------------|------|
| ATTACK               |        |        | *Sep 19 | at California        | w 3-0 | 25-16,25-23,25-14            | 2339 |
| Kills                | 742    | 577    | *Sep 23 | ARIZONA              | w 3-1 | 25-17,25-27,25-20,25-21      | 2331 |
| Errors               | 214    | 291    | *Sep 26 | #18 UCLA             | w 3-0 | 25-18,25-19,25-17            | 1882 |
| Total Attacks        | 1684   | 1690   | *Sep 28 | #13 USC              | w 3-0 | 25-21,25-22,25-15            | 2594 |
| Attack Pct           | .314   | .169   | *Oct 05 | at #24 Utah          | w 3-1 | 28-26,23-25,25-19,25-17      | 3109 |
| Kills/Set            | 15.5   | 12.0   | *Oct 07 | at Colorado          | w 3-0 | 27-25,25-23,25-22            | 2294 |
| SET                  |        |        | *Oct 12 | #21 WASHINGTON STATE | w 3-0 | 25-15,30-28,25-12            | 2278 |
| Assists              | 695    | 548    | *Oct 13 | #18 WASHINGTON       | w 3-0 | 25-16,25-20,25-18            | 2740 |
| Attempts             | 1665   | 1718   | *Oct 19 | at OSU               | w 3-1 | 24-26,25-10,25-18,25-23      | 1157 |
| Assist Pct           | .417   | .319   | *Oct 21 | at #16 Oregon        | w 3-1 | 16-25,25-21,25-17,25-15      | 2176 |
| Assists/Set          | 14.5   | 11.4   | *Oct 26 | at #15 USC           | w 3-0 | 25-19,25-19,29-27            | 1650 |
| SERVE                |        |        | *Oct 28 | at #20 UCLA          | w 3-0 | 25-22,25-20,26-24            | 2868 |
| Aces                 | 68     | 39     | *Nov 02 | COLORADO             | w 3-2 | 25-19,25-21,27-29,27-29,15-9 | 1975 |
| Errors               | 121    | 84     | *Nov 04 | UTAH                 | w 3-0 | 25-17,25-19,25-18            | 2230 |
| Attempts             | 1182   | 979    |         |                      |       |                              |      |
| Serve Pct            | .898   | .914   |         |                      |       |                              |      |
| Aces/Set             | 1.4    | 0.8    |         |                      |       |                              |      |
| SERVE RECEPTIONS     |        |        |         |                      |       |                              |      |
| Errors               | 39     | 68     |         |                      |       |                              |      |
| Errors/Set           | 0.8    | 1.4    |         |                      |       |                              |      |
| Attempts             | 894    | 1061   |         |                      |       |                              |      |
| Reception Pct        | .956   | .936   |         |                      |       |                              |      |
| DEFENSE              |        |        |         |                      |       |                              |      |
| Digs                 | 688    | 630    |         |                      |       |                              |      |
| Digs/Set             | 14.3   | 13.1   |         |                      |       |                              |      |
| BLOCKING             |        |        |         |                      |       |                              |      |
| Block Solo           | 9      | 17     |         |                      |       |                              |      |
| Block Assist         | 297    | 172    |         |                      |       |                              |      |
| Total Blocks         | 157.5  | 103.0  |         |                      |       |                              |      |
| Blocks/Set           | 3.3    | 2.1    |         |                      |       |                              |      |
| Block Errors         | 21     | 25     |         |                      |       |                              |      |
| Ball handling errors | 4      | 5      |         |                      |       |                              |      |
| ATTENDANCE           |        |        |         |                      |       |                              |      |
| Total                | 16030  | 15593  |         |                      |       |                              |      |
| Dates/Avg Per Date   | 7/2290 | 7/2228 |         |                      |       |                              |      |
| Neutral site #/Avg   | 0/0    |        |         |                      |       |                              |      |
| Current win streak   | 14     | -      |         |                      |       |                              |      |
| Home win streak      | 7      | -      |         |                      |       |                              |      |

Record in 3-set matches: 9-0  
Record in 4-set matches: 4-0  
Record in 5-set matches: 1-0



**TV/RADIO ROSTER**



**#1**  
**JENNA GRAY**  
 S • 6-1 • JR  
 SHAWNEE, KAN.  
 ST. JAMES ACADEMY



**#2**  
**KATHRYN PLUMMER**  
 OH • 6-6 • JR  
 ALISO VIEJO, CALIF.  
 ALISO NIGUEL



**#3**  
**HOLLY CAMPBELL**  
 MB • 6-4 • FR  
 AUSTIN, TEXAS  
 WESTLAKE



**#4**  
**MEGHAN McCLURE**  
 OH • 6-0 • SO  
 RANCHO SANTA MARGARITA, CALIF.  
 SANTA MARGARITA



**#5**  
**BLAKE SHARP**  
 OH • 5-11 • SO  
 ORINDA, CALIF.  
 MIRAMONTE



**#6**  
**TAMI ALADE**  
 MB • 6-2 • SR  
 ALBERTA, CANADA  
 OLD SCONA ACADEMIC



**#7**  
**MACKENZIE FIDELAK**  
 OPP • 6-1 • FR  
 ERIE, COLO.  
 NIWOT



**#8**  
**MICHAELA KEEFE**  
 OH • 6-2 • RS SO  
 PACIFIC PALISADES, CALIF.  
 MARYMOUNT



**#9**  
**MORGAN HENTZ**  
 L • 5-9 • JR  
 LAKESIDE PARK, KY.  
 NOTRE DAME ACADEMY



**#10**  
**PAYTON CHANG**  
 S • 5-10 • SR  
 NEWPORT BEACH, CALIF.  
 MATER DEI



**#11**  
**KATE FORMICO**  
 DS • 5-9 • SO  
 SARATOGA, CALIF.  
 ARCHBISHOP MITTY




**#12**  
**AUDRIANA FITZMORRIS**  
 OPP • 6-6 • JR  
 OVERLAND PARK, KAN.  
 ST. JAMES ACADEMY



**#19**  
**ALEXIS FROISTAD**  
 MB • 6-2 • SR  
 AROMAS, CALIF.  
 SALINAS



**#20**  
**CAITLIN KEEFE**  
 DS • 5-11 • JR  
 PACIFIC PALISADES, CALIF.  
 MARYMOUNT



**#21**  
**SIDNEY WILSON**  
 DS • 6-0 • SO  
 TORONTO, ONTARIO, CANADA  
 HAVERGAL COLLEGE



**#25**  
**COURTNEY BOWEN**  
 MB • 6-4 • SR  
 BROOKLYN, N.Y.  
 THE CHAPIN SCHOOL




**KEVIN HAMBLY**  
 HEAD COACH  
 SECOND SEASON




**DENISE CORLETT**  
 ASSOCIATE HEAD COACH  
 30TH SEASON



**ERIN LINDSEY**  
 ASSISTANT COACH  
 SECOND SEASON



**RUSSELL CORBELLI**  
 VOLUNTEER ASSISTANT COACH  
 FIRST SEASON



**JESSE SULTZER**  
 TECHNICAL COORDINATOR  
 SECOND SEASON



**MARY HAMBLY**  
 DIRECTOR OF OPERATIONS  
 SECOND SEASON