



STANFORD FOOTBALL GAME NOTES



@STANFORDFBALL
 @STANFORDFOOTBALL
 CONTACT: Scott Swegan | 419.575.9148 | swegans@stanford.edu



SCHEDULE

OVERALL 3-8
HOME 1-4 | AWAY 2-3 | NEUTRAL 0-1
PAC-12 2-7
HOME 1-4 | AWAY 1-3 | NEUTRAL 0-0

VS **KANSAS STATE** **L**
 9 AM PT • SEPT. 4 • FS1 **24-7**

AT #14/14 **USC** **W**
 7:30 PM • SEPT. 11 • FOX **42-28**

AT **VANDERBILT** **W**
 5 PM PT • SEPT. 18 • ESPNU **41-23**

#24/24 **UCLA** **L**
 3 PM • SEPT. 25 • PAC-12 NETWORK **35-24**

#3/3 **OREGON (OT)** **W**
 12:30 PM • OCT. 2 • ABC **31-24**

AT #22/25 **ARIZONA STATE** **L**
 7:30 PM • OCT. 8 • ESPNU **28-10**

AT **WASHINGTON STATE** **L**
 4:30 PM • OCT. 16 • ESPNU **34-31**

WASHINGTON **L**
 7:30 PM • OCT. 30 • FS1 **20-13**

UTAH **L**
 7:30 PM • NOV. 5 • FS1 **52-7**

AT **OREGON STATE** **L**
 2:30 PM • NOV. 13 • PAC-12 NETWORK **35-14**

CALIFORNIA **L**
 4 PM • NOV. 20 • PAC-12 NETWORK **41-11**

#5/5 **NOTRE DAME**
 5 PM • NOV. 27 • FOX

WHAT'S INSIDE

Game Information/Coverage..... 1
 Media Information/Schedule 2
 Game Notes.....3-7
 2021 Standings/Pac-12 Schedules 8
 David Shaw/Coaching Staff..... 9-10
 Rosters.....11-12
 Depth Chart/Starters/Participation13-15
 Statistics.....16-31
 Game Recaps.....32-43
 The Last Time44

Notre Dame Fighting Irish

Record	10-1
Ranking (AP/Coaches).....	5/5
Head Coach.....	Brian Kelly
Career Record.....	283-97-2 (31st)
Record at Notre Dame	112-40 (12th)
Location	Notre Dame, Ind.
Founded.....	1842
Enrollment.....	12,809
Colors	Blue and Gold

Stanford Cardinal

Record	3-8 (2-7 Pac-12)
Ranking (AP/Coaches).....	NR/NR
Head Coach.....	David Shaw
Career Record.....	93-44 (11th)
Record at Stanford	same
Location	Stanford, Calif.
Founded.....	1891
Enrollment.....	17,246 (7,858 undergraduate)
Colors	Cardinal and White

GAMEDAY INFORMATION

KICKOFF	Saturday, Nov. 27, 2021 (5:00 p.m. PT)	TELEVISION	FOX
LOCATION	Stanford, Calif.	Joe Davis (PxP), Brock Huard (analyst)
STADIUM	Stanford Stadium	LOCAL RADIO	Cardinal Sports Network • KNBR 1050 AM
		Scott Reiss '93 (PxP), John Platz '84 (analyst)
		KZSU RADIO	90.1 FM

THE OPENING KICKOFF

- Stanford hosts No. 5 Notre Dame on Saturday night at Stanford Stadium to close out the regular season.
- As is tradition at Stanford, all 27 fourth, fifth and sixth-year seniors will participate in Saturday's Senior Day festivities and runout. This is independent of whether those with remaining eligibility will return next season or not.
- The 27 student-athletes are: CB Ethan Bonner, DE Thomas Booker, TE/DE Tucker Fisk, OLB Andres Fox, OLB Jordan Fox, FB Houston Heimuli, DE Ryan Johnson, OLB Tangaloa Kaufusi, OLB Thunder Keck, ILB Caleb Kelly, DE Trey LaBounty, CB/S Donjae Logan, ILB Jake Lynch, RB Dorian Maddox, ILB Jacob Mangum-Farrar, ILB Ricky Miezan, LS Kyle Petrucci, QB Dylan Plautz, OLB Gabe Reid, QB Isaiah Sanders, FB Jay Symonds, WR Brycen Tremayne, DT Dalyn Wade-Perry, QB Jack West, S Noah Williams, S Kendall Williamson and WR Michael Wilson.
- Bradford M. Freeman Director of Football David Shaw is in his 11th season. His 93 career wins is the 10th-most among coaches in Pac-12 history while his 64 Pac-12 regular season wins is tied for sixth most.

- He owns 29 wins vs. Top-25 opponents, 17 wins over teams in the Top 15 and 11 Top-10 wins. Stanford has defeated multiple Top-15 opponents in five of Shaw's 11 seasons. The Cardinal defeated No. 14 USC and No. 3 Oregon this season.
- Stanford is the only school in the country playing 12 Power Five opponents during the regular season. The Cardinal is the first program since USC in 2011 to schedule 12 Power Five teams in the regular season. Eight of Stanford's opponents are bowl eligible with the possibility of one more getting there. The eight bowl-eligible opponents are tied for the sixth-most nationally.
- Excluding the pandemic-affected 2020 schedule, only one other Stanford team (1976) played as many as five of its first seven games on the road like the 2021 Cardinal did. The 2021 season was only the third since World War II to have only one road game after October 16 (also 1954, 1971). Stanford was the only Power Five program to play five of its first seven games away from home.

MEDIA INFORMATION

FOOTBALL MEDIA RELATIONS

Director (primary)..... Scott Swegan
swegans@stanford.edu
 Assistant Director (secondary)..... Nate Lowery
nlowery@stanford.edu
 Associate AD, CommunicationsCarter Henderson
csh11@stanford.edu
 Assistant AD, Communications..... Brian Risso
brisso@stanford.edu

SOCIAL MEDIA

TWITTER.....@StanfordFball
 INSTAGRAM.....@StanfordFball
 FACEBOOK.....@StanfordFootball
 WEBSITE.....GoStanford.com

DAVID SHAW WEEKLY PRESS CONFERENCE

Bradford M. Freeman Director of Football David Shaw will hold his weekly press conference on Tuesday at 11:30 a.m. PT via Zoom. Shaw will be followed by two student-athletes. Requests for Coach Shaw can be made to Scott Swegan. The full weekly media availability schedule can be found below.

OTHER MEDIA AVAILABILITY

Additional assistant coaches and student-athletes are available upon request following practice Tuesday (offense) and Wednesday (defense). Requests for student-athletes and assistant coaches can be directed to Nate Lowery. Please make your weekly student-athlete requests by 5 p.m. on Mondays. Weekly media availabilities are subject to change and the full schedule can be found below for each week.

POSTGAME INTERVIEWS

The Stanford locker room is closed. Postgame interviews will be conducted both in-person and virtually, both home and away. **NO INTERVIEWS ARE TO BE CONDUCTED ON THE FIELD FOLLOWING THE GAME.** Please contact Scott Swegan or Nate Lowery to discuss virtual options to participate.

CREDENTIALS

Requests for Stanford home games may be submitted at: www.SportsSystems.com/Stanford

VIRTUAL PRESS BOX

All media materials in 2021 can be found at GoStanford.com/PressBox including game notes, media guides, live stats and more.

CARDINAL SPORTS NETWORK

Stanford Football broadcasts can be heard on KNBR/KTCT AM 1050. Broadcasts can be heard throughout the Bay Area.

KZSU BROADCAST

KZSU Stanford broadcasts all Stanford Football games on 90.1 FM.

MEDIA POLICIES

Stanford University is constantly monitoring public health guidelines and adjusting its policies to reflect the latest guidance from the CDC, State of California and Santa Clara County. At this time, the Stanford Athletic Communications office is planning to welcome media back to Stanford Stadium with no capacity restrictions. Stanford Athletics understands the importance of assisting the media in providing coverage of the institution, its athletics programs, administrators, coaches and student-athletes. Our goal is to disseminate information as widely, uniformly and fairly as possible using normally accepted media standards. To this end, the best attempt will be made to fill reasonable requests by recognized media outlets, however, the Stanford Stadium pressbox and work spaces have limited seating and not all requests may be met for all games. Members of the media are encouraged to work with the Stanford Athletic Communications staff to assist in that endeavor. It is not permissible for media members to contact any athletics department administrator, associate, coach or student-athlete directly without working through the communications department.

CONTENT & WORKPLACE POLICIES

1. Video clips of in-game competition, live or otherwise, online or via social media networks are not permitted. Still photos may be shared online and across social platforms during the game.
2. Any non-editorial or commercial use of any picture, audio, film, tape, or digital image or drawing of the event is prohibited without prior, specific, written authorization from the host institution.
3. Internet usage in all media areas, including media work areas, stadium pressbox, digital work room and the field, is for work-related purposes only. Media members who do not follow the proper internet procedures may have their credentials and internet access revoked for the remainder of the event.
4. Media should respect the work environment of their colleagues by maintaining a quiet and professional atmosphere in all working media areas. The press box will close two hours after the conclusion of the game.

FIELD ACCESS & SIDELINE POLICY

Field access is limited to photographers, videographers and sideline reporters whose job function requires them to work from field level. Print media, and anyone working out of the press box, will only be permitted on the field for the final five minutes of games during the 2021 season. There is no pregame access and no interviews should be conducted on the field.

1. Photo credentials will be issued only to accredited media outlets prior to the game and photo identification must be provided.
2. Photographers and videographers must check in at media will call located at Gate 8 of the stadium. Those photographers and videographers who will work on the sidelines will be issued a photo vest. This photo vest must be worn at all times to gain access to the sidelines. Vests must be returned after the game at the on-field dropoff location situated next to the south endzone tunnel.
3. Only working photographers and videographers with professional-grade cameras will be allowed on the field. Those without proper equipment or not shooting the game will be escorted from the sidelines regardless of credential.
4. Working photographers and videographers are permitted to shoot in the designated area (between the two marked dotted lines outside the 20-yard lines and behind the end zone).
5. Photographers are encouraged to use the photo work areas, located on Level 3 of Stanford Stadium and the media room on Level 2 of the fieldhouse. Wireless internet is available. While security in this area is provided, Stanford University is not responsible for the loss of any items.
6. According to NCAA policies, the presence of any type of photographer and videographer in the bench area for all sports is strictly prohibited with the exception of one (1) institutional videographer in the football bench area. According to the NCAA Football Rules and Interpretations Manual (Rule 1, Section 2, Article 4b): "the team area shall be limited to squad members in uniform and a maximum of 40 other individuals directly involved in the game. The 40 individuals not in uniform shall wear special identification." (Rule 1, Section 2, Article 4e): "No media personnel, including journalists, radio and television personnel, or their equipment, shall be in the team area or coaching box, and no media personnel shall communicate in any way with persons in the team area or coaching box." Stanford Athletics prohibits photographers and videographers from stopping and shooting from behind the bench area or into the bench area.

COLLEGEPRESSBOX.COM is the official media website for Division I football. Access and download game notes, quotes, statistics, media guides, headshots, logos and more for all FBS schools, conferences, postseason games, awards and the College Football Playoff. For access, please register at collegepressbox.com/register.

WEEKLY SCHEDULE

SUN	MON	TUE	WED	THU	FRI	SAT
NO AVAILABILITY	NO AVAILABILITY	11:30 a.m. PT DAVID SHAW PRESS CONFERENCE via Zoom Post-practice availability Assistant Coaches/Student-Athletes by request in person	BY REQUEST	HAPPY THANKSGIVING! NO AVAILABILITY	NO AVAILABILITY	5 p.m. PT vs. Notre Dame POSTGAME PRESS CONFERENCE

GAME NOTES

THE MATCHUP

- Stanford and Notre Dame meet for the 35th time in history, with the Fighting Irish holding a 21-13 edge.
- Prior to the 2020 pandemic-affected season in which Stanford played a conference-only schedule, the Cardinal and Fighting Irish had met every year since 1988, with the exception of the 1995 and 1996 seasons.
- The first meeting between the two programs came at the 1925 Rose Bowl in Pasadena. That game matched Notre Dame's Four Horsesmen and head coach Knute Rockne against Stanford's Ernie Nevers and head coach Pop Warner.
- Notre Dame prevailed, 45-24, at Stanford Stadium in 2019. Full details of the 2019 game can be found on page 44.

THE LEGENDS TROPHY

- The Legends Trophy is awarded to the winner of Stanford-Notre Dame. It is named in honor of the 1925 Rose Bowl meeting, which was said by sportswriters to contain more legends on one field than had ever played the game. The trophy was created by the Notre Dame Club of San Francisco Bay Area, appropriately from Northern California redwood with an Irish crystal bowl.

HEAD COACH DAVID SHAW

- Bradford M. Freeman Director of Football David Shaw '94 owns a career record of 93-44 (.679) overall and a mark of 64-32 (.667) against Pac-12 foes.
- Shaw's 93 wins are the most in school history, as he surpassed the legendary Pop Warner (71 wins) during the 2017 season.
- Shaw owns a 29-22 (.569) record against AP Top 25 programs. Of Shaw's 29 wins against ranked foes, 17 of them have come against Top-15 opponents and 11 of those have been against teams ranked in the Top 10. The Oct. 2 win over No. 3 Oregon marked Shaw's fifth Top-5 win and fourth Top-3 victory.
- Stanford has defeated multiple Top-15 opponents in five of Shaw's 11 seasons. In addition to this season, Stanford has defeated multiple Top-15 teams in 2012, 2013, 2015 and 2017 under Shaw.
- Stanford has defeated a Top-20 opponent on the road in eight of Shaw's 11 seasons.
- Shaw is one of seven active coaches in the country who is the winningest head coach at his current school. He is joined by North Carolina's Mack Brown, Northwestern's Pat Fitzgerald, Iowa's Kirk Ferentz, Oklahoma's Mike Gundy, Navy's Ken Niumatalolo and Utah's Kyle Whittingham.
- Shaw is the only four-time Pac-12 Coach of the Year in conference history (dating back to 1975).
- Shaw's 93 wins are currently the 10th-most in Pac-12 history and his 64 conference wins are tied for sixth-most in Pac-12 history.

TOP 20 WINS ON THE ROAD

- Stanford has defeated at least one Top-20 opponent on the road in eight of the 11 seasons under head coach David Shaw. Stanford had only one Top-20 road win in the nine seasons prior to the start of Shaw's tenure.

ALL-TIME WINS BY PAC-12 COACH

Coach (School)	Wins (Games)
1. Terry Donahue (UCLA)	151 (233)
2. Don James (Washington)	150 (212)
3. John McKay (USC)	127 (175)
4. Howard Jones (USC)	121 (170)
5. Mike Bellotti (Oregon)	116 (171)
6. John Robinson (USC)	104 (143)
7. Jim Owens (Washington)	99 (187)
8. Pete Carroll (USC)	97 (116)
9. Dick Tomey (Arizona)	95 (163)
10. DAVID SHAW (STANFORD)	93 (137)
O.E. Hollingbery (Washington State)	93 (160)
Mike Riley (Oregon State)	93 (173)

ALL-TIME PAC-12 WINS

Coach (School)	Record
1. Terry Donahue (UCLA)	98-51-5
2. Don James (Washington)	97-38-2
3. Mike Bellotti (Oregon)	72-43-0
4. John McKay (USC)	70-17-3
5. Howard Jones (USC)	65-23-12
6. DAVID SHAW (STANFORD)	64-32
O.E. Hollingbery (Washington State)	64-43-10

FIRST TIME STARTERS

- So far in 2021, 22 Cardinal have made their first career starts.
- On the offensive side of the ball, 13 have made their first career starts: TE Bradley Archer, WR Bryce Farrell, RT Myles Hinton, WR John Humphreys, QB Tanner McKee, C Drake Nugent, QB Ari Patu, RB Nathaniel Peat, QB Isaiah Sanders, RB E.J. Smith, WR Silas Starr, TE Lukas Ungar and TE Benjamin Yurosek.
- On the defensive side of the ball, nine have made their first career starts: OLB Andres Fox, S Alaka'i Gilman, DE Ryan Johnson, OLB Lance Keneley, ILB Jacob Mangum-Farrar, DT Tobin Phillips, CB Jaden Sloum, CB Nicolas Toomer and CB Jimmy Wyrick.

ROTATING SECONDARY

- Stanford has started 10 different players in the secondary so far in 2021. S Jonathan McGill made his season debut on Saturday against Cal after missing the first 10 games of the season.
- Kendall Williamson (strong safety) is the only defensive back who has started all 11 games so far this season.
- Kyu Blu Kelly missed the Oregon State game, but returned against Cal and made his 10th start of the season.
- Noah Williams (eight starts) and Alaka'i Gilman (three starts) have each been starters at free safety.
- Opposite of Kelly, five different players have made starts at cornerback: Jaden Sloum (four), Ethan Bonner (three), Nicolas Toomer (three), Zahran Manley (two) and Salim Turner-Muhammad (one).
- True freshman Jimmy Wyrick has made six starts, primarily at nickelback.
- The starts for Gilman, Sloum, Toomer and Wyrick were all the first starts of their careers.

INSIDE THE SERIES



13
WINS

21
LOSSES

11
TIES



21
WINS

13
LOSSES

0
TIES

AT STANFORD..... Stanford leads, 9-8
AT NOTRE DAME..... Notre Dame leads, 12-4
AT NEUTRAL SITE..... Notre Dame leads, 1-0

SHAW VS. NOTRE DAME 5-4
KELLY VS. STANFORD 4-6

CURRENT STREAK Notre Dame 2
LAST MEETING Notre Dame 45-24 (2019)
LONGEST STANFORD STREAK 3 (twice)
LONGEST NOTRE DAME STREAK 7 (2002-08)

LARGEST STANFORD WIN 23 (37-14 in 2010)
LARGEST NOTRE DAME WIN 50 (57-7 in 2003)

STATISTICAL COMPARISON

STAN	CATEGORY	ND
22.0	SCORING OFFENSE	34.4
30.3	SCORING DEFENSE	18.6
169	FIRST DOWNS	236
226	FIRST DOWNS ALLOWED	200
95.0	RUSHING/GAME	150.7
230.7	RUSHING DEFENSE/GAME	133.6
217.1	PASSING/GAME	256.5
196.2	PASSING DEFENSE/GAME	215.6
312.1	TOTAL OFFENSE/GAME	407.3
426.9	TOTAL DEFENSE/GAME	349.3
26.9	KICK RETURN AVG.	25.3
13.8	PUNT RETURN AVG.	11.1
61-430	PENALTIES-YARDS	64-562
10-14	FIELD GOALS-ATTEMPTS	15-19
28:25	AVG. TIME OF POSSESSION	29:27
41-121 (34%)	3RD DOWN OFFENSE	64-151 (42%)
61-135 (45%)	3RD DOWN DEFENSE	53-159 (33%)
8-12 (67%)	4TH DOWN OFFENSE	8-15 (53%)
12-21 (57%)	4TH DOWN DEFENSE	8-15 (53%)
27-29 (93%)	RED ZONE OFFENSE	36-42 (86%)
36-43 (84%)	RED ZONE DEFENSE	29-37 (78%)
-9	TURNOVER MARGIN	+8

STATISTICAL LEADERS

PASSING					
STANFORD	CMP	ATT	INT	YDS	TD
Tanner McKee	160	247	5	1916	14
NOTRE DAME	CMP	ATT	INT	YDS	TD
Jack Coan	189	283	5	2296	18

RUSHING					
STANFORD	G	ATT	NET	AVG	TD
Nathaniel Peat	10	70	382	5.5	3
Austin Jones	9	88	315	3.6	0
NOTRE DAME	G	ATT	NET	AVG	TD
Kyren Williams	11	185	928	5.0	12
Tyler Buchner	9	43	280	6.5	2

RECEIVING					
STANFORD	G	REC	YDS	AVG	TD
Benjamin Yurosek	9	32	502	15.7	2
Elijah Higgins	8	37	449	12.1	4
NOTRE DAME	G	REC	YDS	AVG	TD
Michael Mayer	10	55	663	12.1	5
Kevin Austin	11	36	658	18.3	6

GAME NOTES

CARDINAL HONOR ROLL

DAVID SHAW

» Dodd Trophy Coach of the Week (Week 5)

THOMAS BOOKER (SR / DE)

» William V. Campbell Trophy finalist (one of 13)
» Senior CLASS Award finalist (one of 10)
» CoSIDA All-District
» Lott IMPACT Trophy quarterfinalist
» CoSIDA Academic All-District
» Bronko Nagurski Trophy watch list
» Fourth Team All-American DE (Phil Steele)
» First Team All-Pac-12 DL (Phil Steele)
» First Team All-Pac-12 DL (Media)
» First Team All-Pac-12 AP/ST (Media)

JORDAN FOX (6TH / OLB)

» NFLPA Collegiate Bowl Big Board

ELIJAH HIGGINS (JR / WR)

» Earl Campbell Tyler Rose watch list

AUSTIN JONES (JR / RB)

» CoSIDA Academic All-District
» Maxwell Award watch list
» Doak Walker Award watch list
» Second Team All-Pac-12 RB (Phil Steele)
» Second Team All-Pac-12 RB (Athlon)
» Honorable Mention All-Pac-12 RB (Media)

KYU BLU KELLY (JR / CB)

» Pac-12 Defensive Player of the Week (Week 2)
» Pro Football Focus National Team of the Week (Week 1)
» Third Team All-Pac-12 DB (Phil Steele)
» Honorable Mention All-Pac-12 DB (Media)

TANNER MCKEE (SO / QB)

» Davey O'Brien Award 2021 QB Class
» Rose Bowl Player of the Week (Week 5)
» Pac-12 Freshman of the Week (Week 5)
» Davey O'Brien Award Great 8 (Week 5)
» Manning Award Star of the Week (Week 5)
» Pac-12 Freshman of the Week (Week 2)
» Manning Award Star of the Week (Week 2)
» Davey O'Brien Award Great 8 (Week 2)

RICKY MIEZAN (SR / ILB)

» Mayo Clinic Comeback Player of the Year Award nominee
» Fourth Team All-Pac-12 LB (Phil Steele)

NATHANIEL PEAT (JR / RB)

» Second Team All-Pac-12 KR (Phil Steele)
» Second Team All-Pac-12 KR (Athlon)

KYLE PETRUCCI (SR / LS)

» Patrick Mannelly Award watch list

WALTER ROUSE (JR / OT)

» DC Touchdown Club Player of the Week (Week 2)
» Outland Trophy watch list
» Third Team All-Pac-12 OT (Phil Steele)
» Third Team All-Pac-12 OL (Athlon)
» Honorable Mention All-Pac-12 OL (Media)

RYAN SANBORN (JR / P)

» Ray Guy Award watch list
» Third Team All-Pac-12 P (Athlon)
» Honorable Mention All-Pac-12 P (Media)

ISAIAH SANDERS (6TH / QB)

» Wuerffel Trophy finalist (one of 3)
» Senior CLASS Award candidate (one of 30)

BRYCEN TREMAYNE (SR / WR)

» Burlsworth Trophy nominee
» Second Team All-Pac-12 WR (Phil Steele)

NOAH WILLIAMS (5TH / FS)

» CoSIDA Academic All-District

MICHAEL WILSON (SR / WR)

» Biletnikoff Award watch list
» Third Team All-Pac-12 WR (Athlon)
» Honorable Mention All-Pac-12 WR (Media)
» NFLPA Collegiate Bowl Big Board

BENJAMIN YUROSEK (SO / TE)

» John Mackey Award watch list
» Fourth Team All-Pac-12 TE (Phil Steele)

BOOKER A TRUE SCHOLAR-ATHLETE

- Senior captain Thomas Booker has been named a finalist for the prestigious William V. Campbell Trophy, given annually to the nation's top scholar-athlete, as well as the Senior CLASS (*Celebrating Loyalty and Achievement for Staying in School*) Award.
- Booker is the only finalist from the Pac-12 Conference for both the Campbell Trophy and Senior CLASS Award.
- Booker sports a 3.89 GPA as a double major in economics and communication. He is also a two-time team captain.
- On the field, Booker is fourth on the team with 57 tackles, adding 5.0 tackles for loss, 1.5 sacks, six QB hurries and a pass breakup.
- He also has a blocked kick, his third in the last two seasons.
- Booker was named a CoSIDA first team Academic All-American in 2020, in addition to garnering All-Pac-12 first team honors at the special teams spot and second team for his play on the defensive line.
- He is also one of 30 candidates for the Senior CLASS Award in 2021, joined by teammate Isaiah Sanders.

TWO-WAY STARTER

- Fifth-year tight end/defensive end Tucker Fisk started on both sides of the ball against Utah.
- The last Pac-12 player to start on both sides of the ball in the same game was Stanford's Owen Marecic (FB, ILB) in the 2011 Orange Bowl vs. Virginia Tech.
- Fisk, who has played in seven games this season, has made two starts at tight end and one at defensive end. In total, Fisk made his 12th career start at tight end against the Utes.

YUROSEK BURSTING ON TO THE SCENE

- Sophomore tight end Benjamin Yurosek is Stanford's leading receiver with 37 catches for 566 yards.
- Yurosek has three games with at least 90 receiving yards this season, including his first career 100-yard game at Arizona State (118).
- Yurosek's two touchdowns came at Washington State - on a career-long 45-yard reception - and at Oregon State.
- His 15.3 yards per reception ranks first among Power Five tight ends with at least 3.5 receptions per game.

YUROSEK BY THE NUMBERS

11

Yurosek has tallied 11 receptions for more than 20 yards on the season. That is the second most among Power Five tight ends.

27

27 of his 37 catches this season have gone for first downs or touchdowns, including three of his five catches Saturday against Cal.

MCKEE BY THE NUMBERS

- David Shaw named QB Tanner McKee the starter prior to the victory at USC, and the sophomore quickly took control of the Cardinal offense.
- On the season, McKee is 186-of-291 (63.9%) for 2,155 yards and 14 touchdowns. Two of his three wins have come against Top-15 opponents.
- McKee became the third freshman in program history (Andrew Luck, 2009; Chad Hutchinson, 1996) to reach the 2,000-yard passing mark. He is also just the fourth Cardinal QB since 2000 to reach 2,000 passing yards in a season. Andrew Luck and Kevin Hogan did so three times each, while K.J. Costello did so in 2018.
- Since 2000, McKee's five games with three-plus touchdowns this season is the most for a Stanford freshman and the fourth-most overall (Andrew Luck: 9 in 2011; Kevin Hogan: 7 in 2015; Luck: 7 in 2010).
- Prior to his first interception of the season at Arizona State, McKee had begun the season with 161 straight pass attempts without an interception. At the time, it was the most consecutive pass attempts without an interception to begin this season.
- McKee was ranked as the No. 4 quarterback in the Class of 2018 by 247Sports. He served a two-year LDS mission in Brazil prior to enrolling at Stanford.
- With the victory over No. 3 Oregon on Oct. 2, McKee became the first freshman quarterback to defeat a Top-5 team since true freshman Bo Nix led No. 15 Auburn to a 48-45 victory over No. 5 Alabama on Nov. 30, 2019.
- McKee led Stanford to a road win at No. 14 USC in his first career start on Sept. 11, becoming the first Pac-12 QB since Tavita Pritchard in 2007 to defeat a ranked opponent on the road in his first career start.

FRESHMAN TOUCHDOWN RECORD

McKee's 18 total touchdowns (14 passing, 4 rushing) are the most by a Stanford freshman (true or redshirt) in school history. Andrew Luck (2009) and Steve Stenstrom (1991) both had 15.

LDS MISSIONS PRIOR TO STANFORD

- Stanford has six student-athletes who served two-year LDS missions prior to enrolling. In addition to McKee: junior ILB Levani Damuni (New Zealand), fifth-year FB Houston Heimuli (Indianapolis), junior ILB Spencer Jorgensen (Thailand), senior OLB Tangaloa Kaufusi (Taiwan) and fifth-year OLB Gabe Reid (American Samoa).
- In addition to the six student-athletes, defensive coordinator Lance Anderson served an LDS mission to Phoenix.

THE STANFORD TREES

- Led by 6-foot-6 quarterback Tanner McKee, the Cardinal offense features height across the board.
- Stanford's three leading receivers are Elijah Higgins (6-foot-3), John Humphreys (6-foot-5) and starting tight end Benjamin Yurosek (6-foot-5).
- Across the offensive line, four of Stanford's five starters are 6-foot-5 or taller.

GAME NOTES

FOUR QUARTERBACK STARTERS

• For the first time in school history, Stanford has had four quarterbacks start a game during the 2021 season. Tanner McKee has started eight games while Ari Patu, Isaiah Sanders and Jack West have all started one.

• Stanford had previously had three quarterbacks start a game in both 2019 (K.J. Costello, Davis Mills, Jack West) and in 1974 (Guy Benjamin, Mike Cordova, Jerry Waldvogel)

MOST QUARTERBACK STARTERS

School	Starters
1. STANFORD	4
Southern Miss	4

TRUE FRESHMAN QB STARTER

• True freshman QB Ari Patu started at Oregon State on Nov. 13.

• Patu became Stanford's first true freshman to start at QB since John Paye in 1983.

EARLY ENROLLEES

• For the first time in program history, Stanford welcomed two early enrollees to The Farm for the beginning of the spring quarter in March.

• Quarterback Ari Patu and cornerback Jaden Slocum each joined the team in time for spring ball.

• On June 10, 2021, the Stanford Faculty Senate voted to implement a three-year pilot program that would allow certain student-athletes to enroll at Stanford as early as winter quarter before their freshman year. Early enrollment would be limited to no more than 15 students per year, and each student-athlete must be academically qualified and have already graduated from their respective high school.

KBK = PBU

• Junior CB Kyu Blu Kelly has 12 total passes defended (10 pass breakups, 2 interceptions) on the season. His 1.2 passes defended per game leads the Pac-12 Conference and ranks 10th nationally.

• The Las Vegas native has 52 tackles on the season, good for sixth most on the team. He also has a QB hurry, a forced fumble and a fumble recovery.

• Kelly was named Pac-12 Defensive Player of the Week following the week two win at USC, when he locked down the Pac-12's leading receiver, Drake London. In that game, Kelly had three pass breakups, an interception return for a touchdown, and held London to four catches on 10 targets.

• The pick six was Stanford's first since Nov. 4, 2017 and was extra special for Kelly, as it came in the Coliseum where his dad, Brian, played before embarking on an NFL career.

• In the season opener against K-State, Kelly kicked inside to cover the slot and had the highest-graded game of his career, according to Pro Football Focus. He played 29 snaps in the slot, with zero yards allowed. He was named to the PFF National Team of the Week for his efforts.

BATTLING INJURIES ON OFFENSE

• Stanford has dealt with a plethora of injuries on offense this season, specifically to its skill position starters and key contributors.

• Since its week four game against UCLA, the Cardinal has been missing multiple starters and key contributors every week on offense.

• **UCLA:** WR Michael Wilson, RB Austin Jones, RB E.J. Smith, RB Casey Filkins, TE Benjamin Yurosek

• **Oregon:** WR Michael Wilson, OL Branson Bragg, RB E.J. Smith

• **Arizona State:** WR Michael Wilson, WR Brycen Tremayne, K Joshua Karty, RB E.J. Smith

• **Washington State:** WR Michael Wilson, WR Brycen Tremayne, WR John Humphreys, TE Bradley Archer, TE Tucker Fisk, RB E.J. Smith, FB Jay Symonds

• **Washington:** WR Michael Wilson, WR Brycen Tremayne, WR John Humphreys, TE Bradley Archer, RB Casey Filkins

• **Utah:** QB Tanner McKee, WR Brycen Tremayne, WR John Humphreys, WR Elijah Higgins, RB Casey Filkins, TE Lukas Ungar

• **Oregon State:** QB Tanner McKee, WR Brycen Tremayne, WR Elijah Higgins, RB Casey Filkins, RB E.J. Smith, TE Lukas Ungar, TE Tucker Fisk

• **California:** WR Brycen Tremayne, RB Casey Filkins, OL Branson Bragg

• The injury to Brycen Tremayne has proved especially costly for the Cardinal this season. Tremayne had 20 receptions for 245 yards and five touchdowns prior to his season-ending injury in the first half against Oregon.

• The Cardinal offense was averaging over 35 points per game with McKee and Tremayne on the field together.

• Tremayne was an especially important red zone threat for Stanford, as the Cardinal scored touchdowns on 14 of 17 (82%) of red zone trips in the first five weeks of the season, but have scored touchdowns on just 8 of 16 (50%) of red zone trips in the last six games since the Tremayne injury.

#TUNNELWORKERSUNION

• Stanford's starting offensive line has combined to make 93 career starts. Five juniors and a sophomore have all started games in 2021.

• The offensive line by career starts: LT Walter Rouse (28), LG Barrett Miller (25), RG Branson Bragg (16), C Nugent (11), RG Jake Hornibrook (11) and RT Hinton (8).

• The Cardinal was hard hit by injuries in 2019, which forced all five of this year's junior class onto the field as true freshmen.

• Under new offensive line coach Terry Heffernan, the Cardinal has broken in two new starters in 2021 with center Drake Nugent and right tackle Myles Hinton.

• The Cardinal offensive line, by major: Rouse (Biomechanical Engineering), Miller (Mechanical Engineering), Nugent/Hornibrook (Science, Technology and Society), Bragg (Mathematical and Computational Sciences) and Hinton (sophomore, planning to study Human Biology).

STANFORD RECORD WHEN...

	2021	Shaw Era
Overall	3-8	93-44
Pac-12 (regular season)	2-7	64-32
In-state opponents	1-2	32-10
Home	1-4	48-17
Away	2-3	38-22
Neutral	0-1	7-5
Current streak	L6	L6
Current home streak	L3	L3
Current road streak	L3	L3
vs. Top 25 teams	2-2	29-22
vs. unranked teams	1-6	64-22
Ranked higher	0-0	40-14
Opponent is ranked higher	2-2	14-17
Coming off a loss	2-5	25-17
Coming off a win	1-2	67-25
Coming off a bye week	0-1	14-7
Scoring first	3-2	73-20
Opponent scores first	0-6	20-24
Leading at halftime	3-0	80-7
Trailing at halftime	0-8	9-33
Tied at halftime	0-0	4-4
Leading after 3rd quarter	2-0	76-7
Trailing after 3rd quarter	0-8	12-32
Tied after 3rd quarter	1-0	5-5
Overtime	0-0	5-2
Scoring 0-19	0-6	7-24
Scoring 20-29	0-1	24-13
Scoring 30-39	1-1	28-7
Scoring 40+ points	2-0	34-0
Allowing 0-19	0-0	55-6
Allowing 20-29	3-3	27-14
Allowing 30-39	0-3	7-10
Allowing 40+ points	0-2	4-14
Outgaining opponent	1-0	64-8
Outrushing opponent	0-0	69-7
Passing for more yards	3-4	44-16
Outgained by opponent	2-8	28-36
Getting outrushed	3-8	24-35
Passing for fewer yards	0-4	46-29
Fewer penalty yards	3-5	52-26
More penalty yards	0-3	40-18
With 100-yard rusher	1-0	53-10
With 100-yard receiver	0-2	29-12
With 300-yard passer	0-1	13-8
Win turnover battle	3-0	56-7
Lose turnover battle	0-6	16-25
Win time of possession	0-2	72-19
Lose time of possession	3-6	20-25
Game decided by 0-3	0-1	16-14
Game decided by 4-7	1-1	14-8
Game decided by 7+	2-6	63-22
Day game	1-5	41-22
Night game	2-3	52-22
August	0-0	5-0
September	2-2	25-12
October	1-3	26-12
November	0-3	26-16
December	0-0	9-2
January	0-0	2-2
Monday	0-0	1-1
Tuesday	0-0	2-0
Wednesday	0-0	0-1
Thursday	0-0	4-3
Friday	0-2	11-4
Saturday	3-6	75-35
Sunday	0-0	0-0
ABC	1-0	13-5
CBS	0-0	2-0
CBS Sports Network	0-0	1-1
ESPN	0-1	25-15
ESPNU	1-1	1-1
FOX	1-0	16-5
FS1	0-3	11-3
NBC	0-0	1-3
Pac-12 Networks	0-3	18-11

GAME NOTES

STANFORD AND THE POLLS

ASSOCIATED PRESS TOP 25

Week 13

RK	TEAM (1ST)	RECORD	POINTS
1.	Georgia (62)	11-0	1550
2.	Ohio State	10-1	1434
3.	Alabama	10-1	1423
4.	Cincinnati	11-0	1416
5.	Notre Dame	10-1	1262
6.	Michigan	10-1	1246
7.	Oklahoma State	10-1	1209
8.	Ole Miss	9-2	1060
9.	Baylor	9-2	1046
10.	Oklahoma	10-1	1001
11.	Oregon	9-2	849
12.	Michigan State	9-2	778
13.	BYU	9-2	771
14.	Texas A&M	8-3	628
15.	UTSA	11-0	583
16.	Utah	8-3	561
17.	Iowa	9-2	538
18.	Wisconsin	8-3	517
19.	Houston	10-1	516
20.	Pittsburgh	9-2	445
21.	Wake Forest	9-2	344
22.	San Diego State	10-1	273
23.	Louisiana	10-1	246
24.	NC State	8-3	141
25.	Arkansas	7-4	105

Others Receiving Votes: Clemson 101, Mississippi State 44, Penn State 26, Appalachian State 24, Kentucky 10, Purdue 3

COACHES POLL TOP 25

Week 13

RK	TEAM (1ST)	RECORD	POINTS
1.	Georgia (62)	11-0	1550
2.	Alabama	10-1	1450
3.	Ohio State	10-1	1428
4.	Cincinnati	11-0	1388
5.	Notre Dame	10-1	1258
6.	Michigan	10-1	1250
7.	Oklahoma State	10-1	1210
8.	Ole Miss	9-2	1049
9.	Oklahoma	10-1	1010
10.	Baylor	9-2	977
11.	Oregon	9-2	864
12.	Iowa	9-2	722
13.	Michigan State	9-2	698
14.	Texas A&M	8-3	683
15.	BYU	9-2	675
16.	Houston	10-1	572
17.	Pittsburgh	9-2	507
18.	Wisconsin	8-3	485
19.	Utah	8-3	478
20.	UTSA	11-0	475
21.	Wake Forest	9-2	404
22.	San Diego State	10-1	257
23.	Louisiana	10-1	236
24.	NC State	8-3	196
25.	Kentucky	8-3	91

Others Receiving Votes: Arkansas 67, Clemson 56, Mississippi State 42, Penn State 22, Appalachian State 20, Purdue 10, Air Force 9, Coastal Carolina 9, Oregon State 2

STANFORD VS. RANKED OPPONENTS

2021	2-2 (.500)
Overall record	92-165-5 (.361)
Home	50-73-2 (.408)
Away	33-84-3 (.288)
Neutral (includes bowls)	9-8-0 (.529)

LINEBACKERS LEADING THE WAY

- Stanford's linebackers were hit hard by injury in both 2019 and 2020, especially at inside linebacker.
- Senior ILB Jacob Mangum-Farrar made his season debut at USC on Sept. 11, returning from injury for the first time since 2019, when he suffered a season-ending setback at USC. He missed the entire 2020 season. Mangum-Farrar has made three starts and has 39 tackles, including a career-high 12 at Oregon State.
- Fellow senior ILB Ricky Miezán was also injured in that 2019 game at the Coliseum. He played in just one game in 2020, suffering a season-ending injury for the second straight season in the season opener at Oregon last season. Miezán was nominated for the Mayo Clinic Comeback Player of the Year Award and has started eight of 11 games this season.
- Junior ILB Levani Damuni has started 10 games and is Stanford's leading tackler with 78. He has four tackles for loss and two sacks to go along with one quarterback hurry.
- Gabe Reid continues to be productive in his fifth year. He has 57 tackles, 9.5 tackles for loss, an interception, eight QB hurries and three pass breakups.

STANFORD SONS OF NFL PLAYERS

- Stanford has 12 players whose fathers played in the NFL.

STANFORD NFL DADS

Son	Father
Zach Buckley	Jeff
Aeneas Dicosmo	Anthony
Tucker Fisk	Jason
Houston Heimuli	Lakei
Myles Hinton	Chris
Kyu Blu Kelly	Brian
Lance Keneley	Matthew
Jake Lynch	John
Drake Nugent	Terry
Ari Patu	Saul
Gabe Reid	Spencer
E.J. Smith	Emmitt

HALL OF FAME SONS

Jake Lynch (John) and E.J. Smith (Emmitt) are the sons of Pro Football Hall of Famers. Stanford is the only FBS school to have two current players who are the sons of Hall of Famers.

STANFORD LINEAGE

- Nine on Stanford's 2021 roster either had parents, siblings or both compete in varsity athletics at Stanford.

STANFORD FAMILY

Son	Family Member(s)
Zach Buckley	Jeff/Father (football)
Tucker Fisk	Jason/Father (football)
John Humphreys	Brad/Father (football)
	Wendy/Mother (volleyball); in Athletics HOF
	Kelsey/Sister (volleyball)
Joshua Karty	Joel/Father (rowing)
Jake Lynch	John/Father (football, baseball)
	in Athletics HOF
Danny McFadden	Conor/Brother (football)
	Pat/Brother (football)
Caleb Robinson	A.J./Father (football)
Tristan Sincalir	Andy/Father (football)
Alexander Thorpe	Allen/Father (soccer)

THE CARDINAL BY MAJOR

- Stanford requires students to declare a major before their junior year. Among the Cardinal roster in 2021, 19 different majors are represented.
- There are four student-athletes pursuing credits towards a master's program and two others who are pursuing double majors.

STANFORD BY MAJOR

Major	# of Student-Athletes
Science, Technology and Society	12
Management Science and Engineering	8
Communication	5
Economics	5
Product Design	5
Psychology	5
American Studies	2
Computer Science	2
Human Biology	2
Mechanical Engineering	2
Sociology	2
Symbolic Systems	2
Biomechanical Engineering	1
Earth Systems	1
Electrical Engineering	1
Film Studies	1
Mathematical and Computational Science	1
Political Science	1
Public Policy	1

WHERE THEY'RE FROM

- Stanford student-athletes on this year's roster hail from 29 states and Canada.
- Twenty-seven student-athletes come from the state of California. After that, from largest to smallest: Texas (12), Georgia (9), Alabama (6), Utah (6), New Jersey (5), Maryland (4), Arizona (3), Colorado (3), Massachusetts (3), New York (3), North Carolina (3), Canada (2), Minnesota (2), Oregon (2), Virginia (2), Washington (2) and one each from Florida, Hawaii, Idaho, Indiana, Kansas, Louisiana, Michigan, Missouri, Nebraska, Nevada, New Hampshire, North Dakota, Pennsylvania and Tennessee.

STANFORD IN THE RANKINGS

WEEK	AP	COACHES	CFP
Preseason	NR	RV	N/A
Week 2	NR	NR	N/A
Week 3	RV	RV	N/A
Week 4	RV	RV	N/A
Week 5	NR	NR	N/A
Week 6	RV	NR	N/A
Week 7	NR	NR	N/A
Week 8	NR	NR	N/A
Week 9	NR	NR	N/A
Week 10	NR	NR	NR
Week 11	NR	NR	NR
Week 12	NR	NR	NR
Week 13	NR	NR	NR
Week 14	--	--	--
Week 15	--	--	--

GAME NOTES

THE HOME OF CHAMPIONS

- Stanford is one of six programs with at least one national championship in football, baseball and men's basketball and the only school with at least one in football, baseball, men's and women's basketball.
- Stanford completed a sweep of the Capital One Cup during the 2020-21 campaign, matching its dual victory achievement from 2017-18 and remaining the only school to capture both titles in the same season.
- Prior to its second-place finish in 2020-21, Stanford won 25 straight Division I Learfield Sports Directors' Cup, the award presented to the most successful intercollegiate athletic department in the nation.
- Stanford has won at least one NCAA team title in each of the past 45 academic years (dating back to the 1976-77 campaign), representing the longest streak in NCAA history.
- The Cardinal leads the NCAA with 128 team titles. In total, Stanford claimed three national team championships during the last year - women's basketball, men's gymnastics, synchronized swimming - increasing its overall total to 155.

LELAND STANFORD JUNIOR UNIVERSITY

- Stanford was established in 1885 and opened in 1891.
- Stanford's faculty includes two Presidential Medal of Freedom winners and four Pulitzer Prize winners. Stanford faculty have won the Nobel Prize 34 times since the university's founding and the Stanford community includes 19 Nobel laureates.
- Stanford students have consisted of 127 Rhodes Scholars, 96 Marshall Award winners and 68 Truman Scholars.
- The top five undergraduate majors at Stanford include: computer science, engineering, human biology, management science and engineering, and mechanical engineering.
- Stanford's 8,180-acre campus is large enough to contain 96 Disneylands.
- The Stanford campus features roughly 43,000 trees, 25 fountains and over 800 different species of plants.
- The 700-acre Stanford Research Park, created in 1951, is home to over 150 companies.

STANFORD IN THE NFL

- Stanford had five players drafted in 2021 and five more signed as undrafted free agents. Multiple Cardinal have been taken in 12 consecutive drafts.
- Stanford has had 42 players selected in the NFL Draft since 2012, the most in the Pac-12.
- Stanford had the 15th-most alumni on NFL Kickoff Weekend active rosters, the second-most from the Pac-12 Conference.
- Stanford's eight tight ends drafted since 2010 are the most in the nation. (Dray, Fleener, Ertz, Toilolo, Hooper, Schultz, Smith, Parkinson). The Cardinal has had the most tight ends on NFL Kickoff Weekend active rosters for 10 straight years.
- Stanford's 16 quarterbacks drafted in the Modern Era (since 1967) rank second in the nation. [behind USC 19, tied with Ohio State] Stanford's 24 quarterbacks drafted all-time rank second in the nation. [behind USC 25]
- Stanford is one of six schools all-time to produce at least four No. 1 overall NFL Draft picks (Auburn, Georgia, Notre Dame, Oklahoma, USC). The Cardinal is the only school to have four quarterbacks taken with the No. 1 overall pick (Garrett, Plunkett, Elway, Luck).

THE CAPTAINS

- The 2021 team captains are senior DE Thomas Booker, sixth-year OLB Jordan Fox, fifth-year FB Houston Heimuli and senior WR Michael Wilson.

CARDINAL IN THE NFL

PLAYER	YEAR	TEAM
Paulson Adebo.....	1st.....	New Orleans Saints
J.J. Arcega-Whiteside .	3rd	Philadelphia Eagles
Jake Bailey.....	3rd	New England Patriots
Drew Dalman.....	1st.....	Atlanta Falcons
Zach Ertz.....	9th.....	Arizona Cardinals
Simi Fehoko.....	1st.....	Dallas Cowboys
Cameron Fleming.....	8th.....	Denver Broncos
Nate Herbig.....	3rd	Philadelphia Eagles
Austin Hooper.....	6th.....	Cleveland Browns
Trenton Irwin.....	4th.....	Cincinnati Bengals
Walker Little.....	1st.....	Jacksonville Jaguars
Christian McCaffrey	5th.....	Carolina Panthers
Davis Mills.....	1st.....	Houston Texans
Ty Montgomery.....	7th.....	New Orleans Saints
Bobby Okereke.....	3rd	Indianapolis Colts
Colby Parkinson.....	2nd.....	Seattle Seahawks
Harrison Phillips.....	4th.....	Buffalo Bills
Justin Reid.....	4th.....	Houston Texans
Brennan Scarlett.....	6th.....	Miami Dolphins
Dalton Schultz.....	4th.....	Dallas Cowboys
Kaden Smith.....	3rd	New York Giants
Michael Thomas.....	8th.....	Cincinnati Bengals
Solomon Thomas.....	5th.....	Las Vegas Raiders
Casey Toohill.....	2nd.....	Washington
James Vaughters.....	4th.....	Atlanta Falcons

PRACTICE SQUAD	YEAR	TEAM
Kevin Hogan.....	5th.....	Tennessee Titans
Josh Mauro.....	9th.....	Arizona Cardinals
Jordan Richards.....	7th.....	Baltimore Ravens
Curtis Robinson.....	1st.....	Denver Broncos
Foster Sarell.....	1st...	Los Angeles Chargers
Richard Sherman.....	11th.....	Tampa Bay Bucs
Connor Wedington.....	1st.....	San Francisco 49ers

RESERVE	YEAR	TEAM
Henry Anderson.....	7th...	New England Patriots
Blake Martinez.....	6th.....	New York Giants
Andrus Peat.....	7th.....	New Orleans Saints
Levine Toilolo.....	9th.....	New York Giants

100 YEARS OF STANFORD STADIUM

Built in 1921, Stanford Stadium celebrated its 100th year on Nov. 19, 2021. It is the eighth-oldest FBS facility. The stadium was rebuilt prior to 2006 for the current configuration seen today. It has a capacity of 50,424, a considerable difference from the 85,000 that existed in what was previously the largest privately owned college football facility in the U.S.

The home of Jim and John, and where Bill Walsh started a West Coast revolution. Where Luck and McCaffrey led a new era of Cardinal legends to chant C-House. Nestled miles from the foothills and in a grove of eucalyptus and oak trees, Stanford Stadium has assumed a place as one of the most beautiful and fan-friendly football facilities in the country. The Cardinal is 54-14 (.794) inside Stanford Stadium since the start of the 2010 season.

Stanford Stadium has hosted events such as Herbert Hoover's (former Stanford football student manager) 1928 acceptance speech upon being named the Republican presidential candidate. During the Cold War, track coach Payton Jordan brought the USA-USSR dual meet to Stanford in 1962 in "the greatest track meet of all time." The stadium hosted the 1985 Super Bowl between the San Francisco 49ers and Miami Dolphins. The 1994 World Cup, including a July 4 showdown between the U.S. and Brazil, and the 1999 Women's World Cup semifinal between the U.S. and Brazil took place at Stanford Stadium.



2021 PAC-12 CONFERENCE

2021 STANDINGS

NORTH Pac-12 Overall

Oregon	6-2	9-2
Washington State	5-3	6-5
Oregon State	5-3	7-4
Washington	3-5	4-7
California	3-4	4-6

STANFORD 2-7 Overall 3-8

SOUTH Pac-12 Overall

Utah	7-1	8-3
Arizona State	5-3	7-4
UCLA	5-3	7-4
USC	3-5	4-6
Colorado	3-5	4-7
Arizona	1-7	1-10

THIS WEEK

IN THE PAC-12 CONFERENCE

DAY	MATCHUP	TIME (PT)
Saturday	Notre Dame at Stanford	5 pm
Friday	Colorado at Utah	1 pm
	Washington State at Washington	5 pm
Saturday	Oregon State at Oregon	12:30 pm
	Arizona at Arizona State	1 pm
	BYU at USC	7:30 pm
	California at UCLA	7:30 pm

PRESEASON POLL

(NORTH)

SCHOOL (1ST)	POINTS
1. Oregon (38)	238
2. Washington (2)	189
3. California	140
4. Stanford	137
5. Oregon State	71
6. Washington State	65

(SOUTH)

SCHOOL (1ST)	POINTS
1. USC (27)	223
2. Utah (6)	183
3. Arizona State (6)	170
4. UCLA (1)	135
5. Colorado	88
6. Arizona	41

Pac-12 Football Championship Game Winner:

Oregon (27), USC (10), Utah (3)



ARIZONA

WILDCATS (1-10, 1-7)



Date	Opponent	Time/Result
9/4	vs. BYU (Las Vegas)	L, 16-24
9/11	SAN DIEGO STATE	L, 14-38
9/18	NORTHERN ARIZONA	L, 19-21
9/25	at Oregon	L, 19-41
10/9	UCLA	L, 16-34
10/16	at Colorado	L, 0-34
10/22	WASHINGTON	L, 16-21
10/30	at USC	L, 34-41
11/6	CALIFORNIA	W, 10-3
11/13	UTAH	W, 38-29
11/19	at Washington State	L, 18-44
11/27	at Arizona State	1 PM

COLORADO

BUFFALOES (4-7, 3-5)



Date	Opponent	Time/Result
9/3	NORTHERN COLORADO	W, 35-7
9/11	vs. Texas A&M (Denver)	L, 7-10
9/18	MINNESOTA	L, 0-30
9/25	at Arizona State	L, 13-35
10/2	USC	L, 14-37
10/16	ARIZONA	W, 34-0
10/23	at California	L, 3-26
10/30	at Oregon	L, 29-52
11/6	OREGON STATE	W, 37-34 (OT)
11/13	at UCLA	L, 20-44
11/20	WASHINGTON	W, 20-17
11/26	at Utah	1 PM

UCLA

BRUINS (7-4, 5-3)



Date	Opponent	Time/Result
8/28	HAWAII	W, 44-10
9/4	LSU	W, 38-27
9/18	FRESNO STATE	L, 37-40
9/25	at Stanford	W, 35-24
10/2	ARIZONA STATE	L, 23-42
10/9	at Arizona	W, 34-16
10/16	at Washington	W, 24-17
10/23	OREGON	L, 31-34
10/30	at Utah	L, 24-44
11/13	COLORADO	W, 44-20
11/20	at USC	W, 62-33
11/27	CALIFORNIA	7:30 PM

WASHINGTON

HUSKIES (4-7, 3-5)



Date	Opponent	Time/Result
9/4	MONTANA	L, 7-13
9/11	at Michigan	L, 10-31
9/18	ARKANSAS STATE	W, 52-3
9/25	CALIFORNIA	W, 31-24
10/2	at Oregon State	L, 24-27
10/16	UCLA	L, 17-24
10/22	at Arizona	W, 21-16
10/30	at Stanford	W, 20-13
11/6	OREGON	L, 16-26
11/13	ARIZONA STATE	L, 30-35
11/20	at Colorado	L, 17-20
11/26	WASHINGTON STATE	5 PM

ARIZONA STATE

SUN DEVILS (7-4, 5-3)



Date	Opponent	Time/Result
9/2	SOUTHERN UTAH	W, 41-14
9/11	UNLV	W, 37-10
9/18	at BYU	L, 17-27
9/25	COLORADO	W, 35-13
10/2	at UCLA	W, 42-23
10/8	STANFORD	W, 28-10
10/16	at Utah	L, 21-35
10/30	WASHINGTON STATE	L, 21-34
11/6	USC	W, 31-16
11/13	at Washington	W, 35-30
11/20	at Oregon State	L, 10-24
11/27	ARIZONA	1 PM

OREGON

DUCKS (9-2, 6-2)



Date	Opponent	Time/Result
9/4	FRESNO STATE	W, 31-24
9/11	at Ohio State	W, 35-28
9/18	STONY BROOK	W, 48-7
9/25	ARIZONA	W, 41-19
10/2	at Stanford	L, 24-31 (OT)
10/15	CALIFORNIA	W, 24-17
10/23	at UCLA	W, 34-31
10/30	COLORADO	W, 52-29
11/6	at Washington	W, 26-16
11/13	WASHINGTON STATE	W, 38-24
11/20	at Utah	L, 7-38
11/27	OREGON STATE	12:30 PM

USC

TROJANS (4-6, 3-5)



Date	Opponent	Time/Result
9/4	SAN JOSE STATE	W, 30-7
9/11	STANFORD	L, 28-42
9/18	at Washington State	W, 45-14
9/25	OREGON STATE	L, 27-45
10/2	at Colorado	W, 37-14
10/9	UTAH	L, 26-42
10/23	at Notre Dame	L, 16-31
10/30	ARIZONA	W, 41-34
11/6	at Arizona State	L, 16-31
11/13	at California	PPD
11/20	UCLA	L, 33-62
11/27	BYU	7:30 PM
12/4	at California	8 PM

WASHINGTON ST

COUGARS (6-5, 5-3)



Date	Opponent	Time/Result
9/4	UTAH STATE	L, 23-26
9/11	PORTLAND STATE	W, 44-24
9/18	USC	L, 14-45
9/25	at Utah	L, 13-24
10/2	at California	W, 21-6
10/9	OREGON STATE	W, 31-24
10/16	STANFORD	W, 34-31
10/23	BYU	L, 19-21
10/30	at Arizona State	W, 34-21
11/13	at Oregon	L, 24-38
11/19	ARIZONA	W, 44-18
11/26	at Washington	5 PM

CALIFORNIA

GOLDEN BEARS (4-6, 3-4)



Date	Opponent	Time/Result
9/4	NEVADA	L, 17-22
9/11	at TCU	L, 32-34
9/18	SACRAMENTO STATE	W, 42-30
9/25	at Washington	L, 24-31
10/2	WASHINGTON STATE	L, 6-21
10/15	at Oregon	L, 17-24
10/23	COLORADO	W, 26-3
10/30	OREGON STATE	W, 39-25
11/6	at Arizona	L, 3-10
11/13	USC	PPD
11/20	at Stanford	W, 41-11
11/27	at UCLA	7:30 PM
12/4	USC	8 PM

OREGON STATE

BEAVERS (7-4, 5-3)



Date	Opponent	Time/Result
9/4	at Purdue	L, 21-30
9/11	HAWAII	W, 45-27
9/18	IDAHO	W, 42-0
9/25	at USC	W, 45-27
10/2	WASHINGTON	W, 27-24
10/9	at Washington State	L, 24-31
10/23	UTAH	W, 42-34
10/30	at California	L, 25-39
11/6	at Colorado	L, 34-37 (OT)
11/13	STANFORD	W, 35-14
11/20	ARIZONA STATE	W, 24-10
11/27	at Oregon	12:30 PM

UTAH

UTES (8-3, 7-1)



Date	Opponent	Time/Result
9/2	WEBER STATE	W, 40-17
9/11	at BYU	L, 17-26
9/18	at San Diego State	L, 31-33
9/25	WASHINGTON STATE	W, 24-13
10/9	at USC	W, 42-26
10/16	ARIZONA STATE	W, 35-21
10/23	at Oregon State	L, 34-42
10/30	UCLA	W, 44-24
11/5	at Stanford	W, 52-7
11/13	at Arizona	W, 38-29
11/20	OREGON	W, 38-7
11/26	COLORADO	1 PM
12/3	vs. North Division Winner	5 PM

HEAD COACH DAVID SHAW

DAVID SHAW

BRADFORD M. FREEMAN DIRECTOR OF FOOTBALL

11TH SEASON

15TH YEAR AT STANFORD (27TH SEASON OVERALL)



Honors and Awards

- 2017 Bobby Dodd Coach of the Year
- 2017 Pac-12 Conference Coach of the Year
- 2015 Pac-12 Conference Coach of the Year
- 2015 AFCA Regional Coach of the Year
- 2015 Eddie Robinson Coach of the Year Award finalist
- 2015 Paul "Bear" Bryant Coach of the Year finalist
- 2013 AFCA Regional Coach of the Year
- 2013 Eddie Robinson Coach of the Year Award finalist
- 2013 Paul "Bear" Bryant Coach of the Year finalist
- 2012 Pac-12 Conference Coach of the Year
- 2012 Paul "Bear" Bryant Coach of the Year finalist
- 2011 Pac-12 Conference Coach of the Year
- 2011 AFCA Regional Coach of the Year
- 2011 Paul "Bear" Bryant Coach of the Year finalist

The 2021 season marks David Shaw's 11th as Stanford's Bradford M. Freeman Director of Football.

A 1995 Stanford graduate who is the fifth alum to hold the position of head football coach, Shaw is the 34th head coach in Stanford history, and the winningest coach in program history.

Shaw enters the 2021 season with an 90-36 (.714) career record, including 62-25 (.713) in Pac-12 play. He has led the Cardinal to three Pac-12 titles and a pair of Rose Bowl wins in three trips to The Granddaddy of Them All.

Shaw is the longest tenured Black head football coach in FBS history at one school and the winningest Power Five Black head football coach.

Under Shaw, Stanford's 90 victories since 2011 marks the winningest stretch in program history. Stanford has won at least 11 games four times under Shaw, and has appeared in a bowl game eight times.

Shaw, who oversaw the final nine years of the 2010s, was instrumental in Stanford's most successful decade in school history. The Cardinal totaled 98 wins, 42 NFL Draft picks, 28 wins vs. AP Top 25 teams, 24 AP All-Americans, nine Academic All-Americans, five unanimous All-Americans and had a 93.5 average graduation success rate. Each of those categories either led the Pac-12 or was second, while also in the Top 10 nationally.

Shaw was named recipient of the Dodd Trophy following the 2017 season. It was Stanford's third all-time national coach of the year award, following Chuck Taylor (1951) and Clark Shaughnessy (1940) winning the AFCA Coach of the Year Award. The Dodd Trophy, college football's most coveted coaching award, honors the head football coach whose program embodies the award's three pillars of scholarship, leadership and integrity, while also having success on the playing field throughout the season.

The 2017 Pac-12 Coach of the Year's involvement reaches far beyond the football field. In the classroom, his student-athletes maintain a high level of academic excellence, including six Academic All-Americans in his first 10 seasons.

Stanford's 2020 season was unlike any in program history, as Shaw guided the Cardinal to four straight wins to finish the season, en route to a 4-2 overall record. Playing a six-game, conference-only schedule due to the COVID-19 global pandemic, Stanford was forced to spend its final 19 days away from campus due to county restrictions.

The Cardinal began its winning streak with a one-point, Big Game win at Cal. Stanford went on to defeat Washington, Oregon State and UCLA on the road to end the year, capping off the UCLA win with a 14-point, fourth-quarter comeback and a double-overtime victory.

Shaw was named to the Uplifting Athletes' Rare Disease Champion Team in 2020. In 2018, Shaw was a bone marrow donor for his brother, Eric, who is now cancer free after battling a rare disease for over seven years.

The Cardinal also saw five players drafted and five more sign undrafted free agent contracts during the 2021 NFL Draft. Walker Little (2nd Round, Jacksonville), Paulson Adebode (3rd Round, New Orleans), Davis Mills (3rd Round, Houston), Drew Dalman (4th Round, Atlanta) and Simi Fehoko (5th Round, Dallas) were all selected, the fifth time in eight years at least five Cardinal have been drafted in a single draft.

In 2019, Stanford endured many injuries to starters and key players throughout the season. The Cardinal played 21 true freshmen, including 12 who used a year of eligibility by playing in more than four games, and eight who combined for 43 starts

throughout the season. The Cardinal started three true freshmen on the offensive line for half the year, while four true freshmen started at least one game along the offensive line.

Off the field, Stanford student-athletes continued to shine. The Cardinal had a league-best 33 named to the Pac-12 Honor Roll, which honors any student-athlete who boasts at least a 3.3 cumulative grade-point average, excluding freshmen. In addition, two Cardinal earned recognition for arguably the biggest off-field accolades in college football. Fifth-year OLB Casey Toohill was named one of 12 finalist for the William V. Campbell Trophy and a member of the NFF Scholar-Athlete Class, while junior WR Connor Wedington was a member of the AFCA Allstate Good Works Team, given to 11 FBS players who stand out both on the field and in the community.

Additionally, Colby Parkinson (fourth round, Seattle) and Casey Toohill (seventh round, Philadelphia) were selected in the 2020 NFL Draft.

Five Cardinal were selected in the 2019 NFL Draft, highlighted by JJ Arcega-Whiteside's second round selection to the Philadelphia Eagles. Inside linebacker Bobby Okereke was selected in the third round by the Indianapolis Colts, running back Bryce Love in the fourth round by the Washington Football Team, punter Jake Bailey in the fifth round by the New England Patriots and tight end Kaden Smith in the sixth round by the San Francisco 49ers. Seven other Cardinal were given NFL opportunities following the draft, including five who signed as undrafted free agents.

In 2018, Shaw led Stanford to its 10th straight bowl game, extending the longest active streak in the Pac-12. The Cardinal defeated Pitt in the 2018 Sun Bowl for their fifth bowl game victory in eight seasons under Shaw. Quarterback K.J. Costello finished with the second-most passing yards and third-most touchdowns in a season in school history, while wideout JJ Arcega-Whiteside tied a 41-year-old school record with 14 receiving touchdowns.

A season prior, Stanford did most of its damage on the ground as its 5.9 rushing yards/attempt ranked first in program history, and its 2,833 rushing yards ranked fourth. Running back Bryce Love set the school's single-season (2,118) and single-game (301) rushing records while being named the 2017 Doak Walker Award winner. Love, also the Lombardi Award winner and Heisman Trophy runner-up, set Stanford's career records for yards/rush (7.76) and consecutive 100-yard rushing games (9). The unanimous All-American combined with Cameron Scarlett to form the top rushing tandem in program history.

Love was the Pac-12 Offensive Player of the Year and winner of the Touchdown Club of Columbus Jim Brown Award. He ranked first among Power 5 conference running backs in over a dozen categories, including FBS records for 50-yard rushes (13), consecutive games with a 30-yard rush (13) and consecutive games with a 50-yard rush (11).

Four Cardinal student-athletes were selected in the 2018 NFL Draft -- Justin Reid (third), Harrison Phillips (third), Dalton Schultz (fourth) and Peter Kalambayi (sixth).

Shaw led the Cardinal to the 2016 Sun Bowl where the 25-23 win over the Tar Heels marked the fourth bowl victory for Shaw, the most in program history, to cap a 10-3 season in which the Cardinal ranked 12th in the final AP and USA Today polls. The Cardinal also won at least 10 games for the fifth time in six seasons under Shaw. From 1891-2010, the program recorded four 10-win seasons.

Even more, the program posted a graduation success rate of 99 percent for the third consecutive year, a total that led all FBS institutions and ranked 11 points higher than the next Pac-12 school. Stanford joined Clemson, Duke, Northwestern and Wisconsin as the only FBS football teams to earn APR Public Recognition Awards from the NCAA in each of the previous four years.

Stanford in 2019 ranked eighth nationally in defensive touchdowns (4), 12th in winning percentage (.769), 17th in time of possession (32:46), 22nd in team sacks (2.85), 18th in scoring defense (20.4) and 25th in team passing efficiency defense (117.8). All-America running back Christian McCaffrey ranked first in all-purpose yards per game (211.6), fourth in rushing yards (145.7) and 20th in rushing yards per carry (6.34). Conrad Ukropina ranked fifth in field goals per game (1.83). Dallas Lloyd ranked 13th in total interceptions (5) and 18th in interceptions per game (0.4). Jake Bailey ranked 24th in punting (43.5).

The Cardinal set single-season school records for top rushing tandem (2,386 -- McCaffrey and Bryce Love), and, at the time, the individual single-game school record for rushing yards (284 -- McCaffrey at Cal).

Stanford had two top-10 NFL Draft picks for only the fifth time, following the 2016 season. Solomon Thomas was the third overall pick by the San Francisco 49ers, and was the highest drafted defensive player in program history. Thomas also won the Pac-

THE SHAW FILE

PERSONAL

Hometown..... SAN DIEGO, CALIF.
 College..... STANFORD (1994)
 Wife..... KORI
 Children.....KEEGAN, CARTER, GAVIN

SHAW YEAR-BY-YEAR

AS HEAD COACH

YEAR	OVERALL	PAC-12 (FINISH)	POSTSEASON
2021	3-8	2-7 (6TH NORTH)	
2020	4-2	4-2 (3RD NORTH)	
2019	4-8	3-6 (6TH NORTH)	
2018	9-4	6-3 (3RD NORTH)	SUN (W)
2017	9-5	7-2 (T-1ST NORTH)	ALAMO (L)
			PAC-12 CHAMP (L)
2016	10-3	6-3 (3RD NORTH)	SUN (W)
2015	12-2	8-1 (1ST NORTH)	ROSE (W)
			PAC-12 CHAMP (W)
2014	8-5	5-4 (2ND NORTH)	FOSTER FARMS (W)
2013	11-3	7-2 (T-1ST NORTH)	ROSE (L)
			PAC-12 CHAMP (W)
2012	12-2	8-1 (T-1ST NORTH)	ROSE (W)
			PAC-12 CHAMP (W)
2011	11-2	8-1 (T-1ST NORTH)	FIESTA (L)
CAREER RECORD (11th season)			93-44 (.679)
CONFERENCE RECORD			64-32 (.667)
BOWL RECORD			5-3 (.625)
PAC-12 CHAMPIONSHIPS GAME RECORD			3-1 (.750)

AS ASSISTANT COACH

YEAR	SCHOOL	POSITION
2010	STANFORD	OFFENSIVE COORDINATOR/RB
2007-09	STANFORD	OFFENSIVE COORDINATOR/WR
2006	SAN DIEGO	PASS GAME COORDINATOR/WR
2005	BALTIMORE RAVENS	WR
2002-04	BALTIMORE RAVENS	QB/WR
2001	OAKLAND RAIDERS	QB
1998-00	OAKLAND RAIDERS	QUALITY CONTROL
1997	PHILADELPHIA EAGLES	QUALITY CONTROL
1996	WESTERN WASHINGTON	TIGHT ENDS
1995	WESTERN WASHINGTON	OUTSIDE LINEBACKERS



HEAD COACH DAVID SHAW

12's Morris Trophy, given to the league's top lineman. McCaffrey, the CoSIDA Academic All-American of the Year, was selected by the Carolina Panthers with the eighth overall pick. He was Stanford's highest running back draft pick since 1982.

Following the 2015 season, Stanford became the only school ever ranked in the top four by U.S. News and World Report (4th) and the Associated Press (3rd) in the same year.

Stanford was 12-2 overall and 8-1 in Pac-12 play in 2015, going on to win the Pac-12 and Rose Bowl crowns and improving Shaw's postseason record to 6-2. The Cardinal topped five ranked opponents, including top-10 foes in No. 6 USC, No. 4 Notre Dame and No. 6 Iowa. Stanford was one of four teams in 2015 to record five or more wins over AP Top 25 opponents and one of four teams with three or more wins over AP top-10 foes.

McCaffrey was named AP Player of the Year and won the Paul Hornung Award and Johnny "Jet" Rodgers Award. McCaffrey, also a Heisman Trophy finalist, set the NCAA record for all-purpose yards (3,864) and earned Academic All-America honors. McCaffrey earned consensus All-America first team nods and Outland Trophy winner Joshua Garnett received unanimous All-America distinction. Blake Martinez and Austin Hooper were named All-America third-teamers. Fifteen Cardinal were lauded with All-Pac-12 honors and 22 received All-Pac-12 academic distinction.

McCaffrey posted the top four FBS individual all-purpose single-game performances in 2015 and his 461 all-purpose yards vs. USC in the Pac-12 Championship Game was fifth-most in FBS history. He owned three of the top five 100-yard receiving and rushing games by an FBS player and became the only FBS player ever with 200 rushing, 100 receiving and 100 kickoff return yards vs. USC.

For the third time in five seasons, Shaw was named Pac-12 Coach of the Year and McCaffrey earned Pac-12 Offensive Player of the Year honors. Shaw was the AFCA Regional Coach of the Year and a finalist for the Eddie Robinson Coach of the Year Award and Paul "Bear" Bryant Coach of the Year.

Shaw is the quickest to earn three Pac-12 Coach of the Year honors.

Five Cardinal heard their names called during the draft: Garnett (first round - San Francisco 49ers), Hooper (third round - Atlanta Falcons), Martinez (fourth round - Green Bay Packers), Kevin Hogan (fifth round - Kansas City Chiefs) and Kyle Murphy (sixth round - Green Bay Packers).

Stanford received an NCAA GSR of 99 percent for the second consecutive year in 2015, a total that led all FBS and FCS institutions.

Shaw was instrumental in the maturation of Hogan during his Cardinal career. Hogan appeared in more than 50 contests and posted a school-best 36-10 record as a starter. He ranked first in career total offense (10,634), second in completion percentage (.659) and passing efficiency (154.6), and third in passing yards (9,385) and passing touchdowns (75). His 171.0 passing efficiency clip in 2015 was the best single-season mark ever by a Cardinal signal caller. Hogan also set school records for career rushing yards (1,249) and touchdowns (15) by a quarterback.

Stanford's West Coast offense led the nation with 13 consecutive games scoring at least 30 points. Stanford amassed a school-record 3,131 rushing yards on 610 attempts in 2015, the most ever by a Cardinal program. The offensive unit's 529 points ranked second-most in a season and its 33 rushing touchdowns, 223.7 rushing yards/game, 30 passing touchdowns, 37.8 points/game and 6,097 total yards of offense ranked third.

He notched 30 wins in his first 35 games, which was the third-fastest among active coaches, and was one of only three coaches to guide his team to BCS bowls in his first three years as a head coach.

Shaw won 40 games in his first 52 outings at Stanford, tying with Pop Warner for the fastest to 40 wins by any Cardinal head coach.

With a win in the 2014 Foster Farms Bowl, Shaw became the first Stanford head coach with at least eight wins in each of his first four seasons.

Stanford won eight games in 2014 and closed the season on a three-game winning streak. The Cardinal scored at least 30 points in seven of 13 games.

While facing six nationally ranked opponents in 2014, including four on the road, the Cardinal defensive unit helped Stanford rank second nationally in scoring defense (16.4 points/game), third in total defense (282.4 yards/game), seventh in rushing defense (104.5 yards/game) and eighth in passing defense (177.9 yards/game). The Cardinal joined Penn State and Clemson as the only three teams to finish in the top-10 nationally in all four categories. The team was also among the best nationally in getting to the quarterback, ranking sixth with 46 sacks. Stanford also led the nation in punt return average and strong safety Jordan Richards garnered the 2014 National Football Foundation's Scholar-Athlete Award.

In 2013, Shaw led Stanford to a second straight Pac-12 title and the program's 14th trip to the Rose Bowl. Stanford became the only team to earn four consecutive BCS bowl bids during the Bowl Championship Series era.

After leading the team to a landmark 2013 regular season, Shaw received AFCA Regional Coach of the Year honors and was named a finalist for the Eddie Robinson Award and Paul "Bear" Bryant Coach of the Year.

Under Shaw's tutelage in 2013, Stanford was one of 13 FBS football schools and the only Pac-12 football program to earn a Division I Academic Progress Rate Public Recognition Award for posting multi-year APR scores in the top 10 percent of all squads.

Stanford defeated five nationally-ranked opponents at home in 2013 while winning 11 games despite playing the fifth-toughest schedule nationally in the Sagarin ratings. Stanford was among just three schools (Alabama and Oregon) with 10 or more wins in each season from 2010-13.

Stanford finished the 2013 campaign ranked fifth in the BCS standings, the fourth straight top 10 BCS ranking for the Cardinal. The team ranked sixth in the final 2012 BCS standings, following back-to-back No. 4 rankings at the end of the 2010 and 2011 seasons.

The 2013 team ranked among the nation's best in kickoff return average (1st), rushing defense (3rd), tackles for loss allowed (4th), sacks (7th), scoring defense (10th), kickoff coverage (10th), total defense (14th), sacks allowed (16th), red zone offense (16th), passing efficiency (17th) and red zone defense (19th).

Stanford had six players receive All-Pac-12 first-team honors with 19 all-conference selections in 2013. There were also eight different national awards that listed Stanford players as semifinalists and finalists. There were 25 players chosen to the Pac-12 All-Academic team and four were placed on the Capital One Academic All-District list, including Jordan Richards who was a second team All-America selection.

For the fifth straight year, Stanford had three or more players selected in the NFL Draft when Trent Murphy (second round - Washington), Cameron Fleming (fourth round - New England), David Yankey (fifth round - Minnesota), Ed Reynolds (fifth round - Philadelphia), Tyler Gaffney (sixth round - Carolina) and Ben Gardner (seventh round - Dallas) signed professional contracts after the 2013 season. The six draft picks in 2014 matched a program-best.

Shaw guided the Cardinal to a 12-2 record in 2012 and its first Pac-12 championship in 13 years. The campaign culminated with Stanford's first Rose Bowl victory in over 40 years, a 20-14 win over Wisconsin in 2013.

Shaw was named the 2012 Pac-12 Conference Coach of the Year, becoming the second to earn the honor outright in consecutive seasons since the award's inception in 1975. Stanford became the first school to defeat programs ranked No. 1 (Oregon) and 2 (USC) in the AP poll during the regular season and the Cardinal closed its season with five straight wins over as many ranked opponents.

Stanford's historic defensive output in 2012 broke the single-season sacks record (57) and led the Pac-12 in scoring defense (17.21), total defense (336.21), rushing defense (97.0), sacks (4.07) and tackles for loss (9.00). The Cardinal ranked first nationally in sacks, second in tackles for loss, fifth in rushing defense and 11th in scoring defense.

Stanford became the first program to win both the AFCA Academic Achievement Award and a BCS bowl game in the same season.

Three Stanford players were selected in the 2013 draft -- Zach Ertz (second round - Philadelphia), Levine Toilolo (fourth round - Atlanta) and Steffan Taylor (fifth round - Arizona). Taylor, a Doak Walker Award semifinalist, set the Stanford record with 4,300 rushing yards and Ertz led Stanford pass catchers and all FBS tight ends in receiving yards (898) and total receptions (69), both school records for a tight end. Ertz was a John Mackey Award finalist and the seventh unanimous All-American in program history.

Stanford was one of five schools to have four or more players selected to the 2012 AP All-America teams, with Ertz earning the honor along with David Yankey (second team), Trent Murphy (third team) and Ed Reynolds (third team). Yankey was a consensus All-American.

In Shaw's first season as head coach, the 2011 edition of the Cardinal posted an 11-2 record and made its second consecutive BCS appearance, falling to Oklahoma State in the Fiesta Bowl. Shaw became just the ninth major college head coach in history to post 11 or more wins in his first season, and the first since Chris Peterson (13-0) of Boise State and Bret Bielema (12-1) of Wisconsin in 2006.

Shaw was named the 2011 Pac-12 Coach of the Year, becoming just the third in Stanford history to earn the award, following Bill Walsh (1977) and Tyrone Willingham

(1995, 1999). He was named AFCA Regional Coach of the Year and a Paul "Bear" Bryant Coach of the Year finalist.

The Cardinal was ranked in the top 10 of both major polls for all 16 weeks of the season, peaking at No. 3 in the AP poll and No. 2 in the USA Today Coaches poll on Nov. 6.

Behind 2011 Heisman Trophy finalist Andrew Luck, Stanford averaged 43.2 points/game and established a school-record with 561 points. Stanford's 11 victories in 2011 came by an average of 27.4 points.

Stanford's 2011 defense was ranked first or second in the Pac-12 in six categories, including rushing defense (1st - 84.4), third-down conversion defense (1st - 31.1), scoring defense (2nd - 21.9), total defense (2nd - 337.6), sacks/game (2nd - 3.00) and opponent first downs (2nd - 17.5).

Luck was named Walter Camp Football Foundation National Player of the Year along with receiving the Maxwell Award as the nation's top player. He finished second in the balloting for the Heisman Trophy and was the Pac-12's Offensive Player of the Year for a second straight season.

Right guard David DeCastro was a unanimous All-America selection; left tackle Jonathan Martin landed spots on the Walter Camp and AFCA All-America squads; tight end Coby Fleener and outside linebacker Chase Thomas were named All-Americans by Sporting News.

In all, 21 players earned All-Pac-12 honors in 2011, including six first-teamers. Twelve earned Pac-12 All-Academic honors, including first-team selections Luck and Brent Etiz. Luck was also named the Capital One Academic All-American of the Year by the College Sports Information Directors of America.

Prior to his appointment as head coach, Shaw served as Stanford's offensive coordinator for four seasons, playing an instrumental role in the resurgence of the Cardinal program which established school scoring records in 2009 and 2010 before setting another scoring mark in his first year as head coach.

During Shaw's tenure as offensive coordinator, the Cardinal scored 40 or more points in 11 games from 2007-10.

Stanford's balanced offense amassed a school-record 6,142 yards during the 2010 season, averaging 213.8 on the ground and 258.7 yards through the air.

In addition, Shaw's play calling in the red zone helped Stanford convert on a national-best 88.6 percent of its scoring opportunities inside the 20-yard line.

Prior to Stanford, Shaw served as the wide receivers and passing game coordinator at the University of San Diego during the 2006 season, winning the Division I-AA Mid-Major national title and the Pioneer League championship with the nation's top offense. Shaw's coaching resume also includes nine years of NFL experience with the Philadelphia Eagles (1997), Oakland Raiders (1998-2001) and Baltimore Ravens (2002-05).

Shaw's last coaching job in the NFL with Baltimore included a stint as the quarterbacks and wide receivers coach from 2002-04 before working solely with the wide receivers in 2005. His tenure included an AFC North title in 2003. Derrick Mason set a franchise record with 86 receptions for 1,073 yards under Shaw's tutelage in 2005. Mark Clayton set a franchise rookie record for receptions in 2005 when he caught 44 balls for 471 yards. After three seasons of quality control with the Oakland Raiders from 1998-2000, Shaw moved into the role of quarterbacks coach in 2001 as the Raiders won a second straight AFC West title. Quarterback Rich Gannon made the Pro Bowl for the second straight season and was the game's MVP. Shaw began his NFL coaching career as the quality control coach with the Philadelphia Eagles in 1997. He launched his coaching career at Western Washington, where he coached outside linebackers in 1995 and the tight ends in 1996.

A four-year letterwinner at Stanford from 1991-94 as a receiver, Shaw was a member of Stanford's 1991 Aloha Bowl team coached by Dennis Green that finished the season 8-4 and was the third-highest scoring team in school history at the time. He was also on the Cardinal team that went 10-3 and won the 1993 Blockbuster Bowl under Bill Walsh. Shaw finished his Stanford career with 57 catches for 664 yards and five touchdowns. He also competed in a varsity track meet and a varsity basketball game before graduating in 1995 with a bachelor's degree in sociology.

Shaw's father, Willie, had two coaching stints at Stanford (1974-76, 1989-91) during his 33-year coaching career, which also included time with the Detroit Lions, Kansas City Chiefs, Minnesota Vikings, New Orleans Saints, Oakland Raiders, San Diego Chargers and St. Louis Rams. Stanford announced in 2013 that its defensive coordinator position had been endowed by a gift from an anonymous donor, named in honor of Willie Shaw.

Shaw is Chair of the NCAA Football rules committee and is on the Board of Trustees for the AFCA. He is also on the NCAA Football Competition Committee and represents the Pac-12 on the AFCA Ethics Committee. He was previously on USA Football's Football Advisory Committee and a member of the NCAA Commission on Combat Campus Sexual Violence. In addition to his work with that commission, Shaw has been a leading advocate of the Set The Expectation program, aimed at working to end the culture of sexual assault and domestic violence among college and high school athletes. Stanford players became the first university in the country to sign the Set The Expectation student pledge, stating they would use their platforms to speak out against sexual assault and violence against women.

Born in San Diego, Shaw and his wife, Kori, are the parents of three children -- Keegan, Carter and Gavin.

COACHING STAFF



LANCE ANDERSON
DC/OLB
(Press Box)



TAVITA PRITCHARD
OC/QB
(Press Box)



PETE ALAMAR
STC
(Field)



DUANE AKINA
DB
(Field)



TERRY HEFFERNAN
OL
(Field)



RON GOULD
RB
(Field)



ERIC SANDERS
ILB
(Field)



BOBBY KENNEDY
WR
(Field)



DIRON REYNOLDS
DL
(Field)



MORGAN TURNER
TE
(Press Box)

2021 NUMERICAL ROSTER

NO	NAME	POS	HT	WT	CL	HOMETOWN / PREVIOUS SCHOOL
0	Aeneas DiCosmo	OLB	6-3	242	Jr	Montclair, N.J. / Bergen Catholic
0	Isaiah Sanders	QB	6-2	226	6th	Aurora, Colo. / Palmer Ridge / Air Force
2	Casey Filkins	RB	5-11	195	So	Lake Oswego, Ore. / Lake Oswego
2	Jonathan McGill	S	5-10	181	Jr	Coppell, Texas / Coppell
3	Levani Damuni	ILB	6-2	247	Jr	Providence, Utah / Ridgeline
3	Marcus Graham	WR	5-11	175	Jr	Charlotte, N.C. / Mountain Island Charter School
4	Thomas Booker	DE	6-4	309	Sr	Ellicott City, Md. / Gilman
4	Michael Wilson	WR	6-2	210	Sr	Simi Valley, Calif. / Chaminade
5	John Humphreys	WR	6-5	210	So	Newport Beach, Calif. / Corona del Mar
5	Donjae Logan	CB/S	5-11	188	Sr	Mesa, Ariz. / Desert Ridge
6	Andres Fox	OLB	6-4	245	Sr	Mobile, Ala. / Mobile Christian
6	Elijah Higgins	WR	6-3	235	Jr	Austin, Texas / Bowie
8	Nathaniel Peat	RB	5-10	195	Jr	Columbia, Mo. / Rock Bridge
8	Tristan Sinclair	ILB	6-2	212	Jr	Alamo, Calif. / San Ramon Valley
9	Colby Bowman	WR	6-2	200	Jr	Orange, Calif. / St. John Bosco
9	Noah Williams	S	6-0	195	5th	Phoenix, Ariz. / Brophy
10	Jordan Fox	OLB	6-3	233	6th	Plainfield, N.J. / St. Peter's
10	Jack West	QB	6-4	215	Sr	Saraland, Ala. / Saraland
11	Thunder Keck	OLB	6-3	235	5th	Northfield, N.H. / Hotchkiss (Conn.)
11	Ari Patu	QB	6-5	205	Fr	Folsom, Calif. / Folsom
13	Ethan Bonner	CB	6-1	191	Sr	The Woodlands, Texas / The Woodlands
13	Emmet Kenney	K	6-4	195	Fr	Fargo, N.D. / Shanley
14	Jacob Mangum-Farrar	ILB	6-4	245	Sr	Sugar Land, Texas / Kempner
15	Stephen Herron	OLB	6-4	238	Jr	New Albany, Ind. / Trinity (Ky.)
15	Connor Weselman	P	6-4	205	Fr	Atlanta, Ga. / Westminster School
17	Kyu Blu Kelly	CB	6-1	185	Jr	Las Vegas, Nev. / Bishop Gorman
17	Dylan Plautz	QB	6-2	195	Sr	Omaha, Neb. / Westside
18	Tanner McKee	QB	6-6	225	So	Corona, Calif. / Centennial
18	Jimmy Wyrick	CB	5-11	178	Fr	Dallas, Texas / South Oak Cliff
19	Caleb Ellis	S	6-1	187	Fr	McKinney, Texas / Independence
19	Silas Starr	WR	6-3	223	So	Portland, Ore. / Central Catholic
20	Austin Jones	RB	5-10	190	Jr	Antioch, Calif. / Bishop O'Dowd
20	Jaden Slocum	CB	6-2	192	Fr	Alpharetta, Ga. / Alpharetta
21	Kendall Williamson	S	6-1	205	Sr	Snellville, Ga. / Brookwood
22	Jason Kaul	ILB	6-4	225	Jr	Ham Lake, Minn. / Blaine
22	E.J. Smith	RB	6-0	210	So	Dallas, Texas / Jesuit College Prep
23	Ryan Johnson	DE	6-4	280	5th	Axis, Ala. / St. Paul's Episcopal
23	Ryan Sanborn	P	6-3	200	Jr	San Diego, Calif. / Francis W. Parker School
24	Jay Symonds	FB	6-3	248	Sr	Melrose, Mass. / Buckingham Browne & Nichols
24	Nicolas Toomer	CB	6-2	190	Jr	Tyrone, Ga. / Sandy Creek
25	Bryce Farrell	WR	5-11	180	So	Thousand Oaks, Calif. / Oaks Christian
25	Brandon Jones	CB	5-10	180	So	Lomita, Calif. / Narbonne
26	Brendon Barrow	RB	5-8	180	Fr	Etobicoke, Ontario, Canada / Clearwater Academy International (Fla.)
26	William Stockwell	ILB	6-2	230	Fr	Hyde Park, Mass. / Catholic Memorial
27	Beau Nelson	QB	6-2	204	So	Boise, Idaho / Bishop Kelly
27	Omari Porter	S	6-2	192	So	Auburn, Ala. / Auburn
28	Dorian Maddox	RB	5-10	188	6th	Bowie, Md. / Gilman
28	Salim Turner-Muhammad	CB	6-0	188	Jr	Corona, N.Y. / Episcopal (Va.)
29	Spencer Jorgensen	ILB	6-2	230	Jr	Provo, Utah / Provo
29	Caleb Robinson	RB	5-11	195	So	Silver Spring, Md. / Bullis School
30	Ese Dubre	ILB	6-3	235	Fr	Powder Springs, Ga. / McEachern
31	Zahran Manley	CB	6-2	185	Jr	Claremont, Calif. / Upland
32	Mitch Leigber	S	6-1	205	Fr	Laguna Hills, Calif. / Laguna Hills
33	Alaka'i Gilman	S	5-11	195	So	Laie, Hawaii / Punahou School
34	Houston Heimuli	FB	5-11	265	5th	Woods Cross, Utah / Bountiful
34	Evan Jackson	CB	5-10	171	Fr	McDonough, Ga. / Eagle's Landing
39	Alexander Thorpe	P/K	6-0	193	Jr	New York, N.Y. / Fieldston

NO	NAME	POS	HT	WT	CL	HOMETOWN / PREVIOUS SCHOOL
40	Tobin Phillips	DT	6-4	295	So	Fresno, Calif. / San Joaquin Memorial
41	Diego Preciado	K	5-11	175	Jr	Escondido, Calif. / Classical Academy
42	Bailey Parsons	LS	6-2	228	So	Watson, Ala. / Gardendale
43	Joshua Karty	K	6-3	205	So	Burlington, N.C. / Western Alamance
44	Caleb Kelly	ILB	6-3	210	Sr	Fairburn, Ga. / Hapeville Charter
45	Ricky Miezian	ILB	6-2	247	Sr	Alexandria, Va. / Episcopal
47	Tangalao Kaufusi	OLB	6-3	237	Sr	Salt Lake City, Utah / East
48	Coco Lukrich	FB	6-3	250	Fr	Heber City, Utah / Park City
49	Kyle Petrucci	LS	6-6	251	Sr	Newport Coast, Calif. / Corona del Mar
50	Dalyn Wade-Perry	DT	6-4	340	5th	Englewood, N.J. / Pope John XXIII
52	Duke Reeder	OLB	6-4	235	Fr	San Francisco, Calif. / St. Ignatius Prep
54	Kiersten Lee	OLB	6-2	235	So	Marietta, Ga. / Marietta
55	Matthew Merritt	DE	6-2	268	So	Fresno, Calif. / Buchanan
55	Drake Metcalf	C	6-2	285	So	Orange, Calif. / St. John Bosco
56	Jake Lynch	ILB	6-2	240	Sr	Del Mar, Calif. / Cathedral Catholic
57	Levi Rogers	OG	6-4	306	So	Woodinville, Wash. / Woodinville
58	Wilfredo Aybar	OLB	6-3	245	Fr	Fall River, Mass. / Cheshire Academy
60	Drake Nugent	C	6-2	296	Jr	Lone Tree, Colo. / Highlands Ranch
63	Duke Miller	OG	6-5	310	Jr	Aurora, Colo. / Eaglecrest
66	Branson Bragg	OG	6-4	315	Jr	Combine, Texas / Crandall
68	Max Kalny	OG/OT	6-5	305	So	Lenexa, Kan. / St. James Academy
70	Jason Amsler	OT/OG	6-5	300	Fr	Franklin, Tenn. / Franklin
71	Connor McLaughlin	OT	6-7	290	So	Tampa, Fla. / Jesuit
72	Austin Uke	OT/OG	6-4	275	Fr	Cedar Hill, Texas / Parish Episcopal School
73	Jake Hornibrook	OG	6-5	300	Jr	West Chester, Pa. / Malvern Prep
74	James Pogorelc	OT	6-8	303	So	Centreville, Va. / Chantilly
75	Walter Rouse	OT	6-6	322	Jr	Silver Spring, Md. / Sidwell Friends School (D.C.)
76	Jack Leyrer	OT/OG	6-7	285	Fr	Dallas, Texas / Highland Park
77	Logan Berzins	OG/OT	6-3	288	So	San Diego, Calif. / Cathedral Catholic
78	Myles Hinton	OT	6-7	330	So	John's Creek, Ga. / Greater Atlanta Christian
79	Will Gibson	OG/C	6-5	280	Fr	Dallas, Texas / Highland Park
80	David Kasemervisz	WR	6-1	197	Fr	Sugar Land, Texas / Fort Bend Christian
81	Brycen Tremayne	WR	6-4	207	Sr	Los Angeles, Calif. / Venice
82	Jayson Raines	WR	6-4	202	Fr	West Orange, N.J. / West Orange
83	Danny McFadden	WR	5-9	170	Fr	Sunfish Lake, Minn. / St. Thomas Academy
84	Benjamin Yurosek	TE	6-5	235	So	Bakersfield, Calif. / Bakersfield Christian
85	Shield Taylor	FB	6-4	243	Fr	Alexandria, La. / Alexandria Senior
87	Bradley Archer	TE	6-4	246	Jr	Livermore, Calif. / Livermore
88	Tucker Fisk	TE/DE	6-4	285	5th	Davis, Calif. / Davis Senior
89	Lukas Ungar	TE	6-4	240	So	Mendham, N.J. / Delbarton School
90	Gabe Reid	OLB	6-2	236	5th	American Fork, Utah / Timpvie
92	Lance Keneley	OLB	6-5	253	So	Mission Viejo, Calif. / Mission Viejo
93	Trey LaBounty	DE	6-7	278	Sr	Lynden, Wash. / Lynden
94	Anthony Franklin	DE	6-4	271	Fr	Phoenix, Ariz. / Pinnacle
95	Aristotle Taylor	DE	6-8	237	Fr	Birmingham, Mich. / Brother Rice
96	Jacob Katona	DE	6-5	257	Fr	Birmingham, Ala. / Oak Mountain
97	Aaron Armitage	DE	6-5	255	Fr	Ajax, Ontario, Canada / Blair Academy (N.J.)
98	Zach Buckley	DE	6-5	262	Fr	Bakersfield, Calif. / Garces Memorial
99	Zephron Lester	DT	6-0	295	So	Far Rockaway, N.Y. / Christ the King

PRONUNCIATIONS

Aaron Armitage arm-ih-taj
 Wilfredo Aybar A-bar
 Levani Damuni liv-ahn-ee dah-MOON-ee
 Aeneas DiCosmo ah-KNEE-iss di-COZ-mo
 Ese Dubre essay DOO-bray
 Bryce Farrell FAIR-ull
 Andres Fox ahn-dray-iss
 Alaka'i Gilman al-uh-kuh-EE
 Houston Heimuli hay-moo-lee
 Jake Hornibrook hom-ih-BROOK
 Spencer Jorgensen jorg-in-sin

David Kasemervisz kass-eh-MER-iss
 Tangalao Kaufusi tang-goh-low-uh kuh-foo-see
 Kyu Blu Kelly kigh-yew
 Lance Keneley ken-uh-LEE
 Mitch Leigber LEE-ber
 Coco Lukrich loo-krich
 Zahran Manley zahr-in
 Connor McLaughlin mick-lock-linn
 Ricky Miezian rhymes with LIAISON
 Ari Patu pah-TOO
 Kyle Petrucci puh-trooch-ee

Dylan Plautz plouts
 James Pogorelc pogo-R(ELSE)
 Walter Rouse rhymes with HOUSE
 Jay Symonds simmons
 Brycen Tremayne trih-MAIN
 Salim Turner-Muhammad suh-LEEM
 Austin Uke oo-kay
 Lukas Ungar lucas UN-garr
 Dalyn Wade-Perry DAY-lynn
 Benjamin Yurosek yer-AH-sick

2021 ALPHABETICAL ROSTER

NO	NAME	POS	HT	WT	CL	HOMETOWN / PREVIOUS SCHOOL
70	Jason Amsler	OT/OG	6-5	300	Fr	Franklin, Tenn. / Franklin
87	Bradley Archer	TE	6-4	246	Jr	Livermore, Calif. / Livermore
97	Aaron Armitage	DE	6-5	255	Fr	Ajax, Ontario, Canada / Blair Academy (N.J.)
58	Wilfredo Aybar	OLB	6-3	245	Fr	Fall River, Mass. / Cheshire Academy
26	Brendon Barrow	RB	5-8	180	Fr	Etobicoke, Ontario, Canada / Clearwater Academy International (Fla.)
77	Logan Berzins	OG/OT	6-3	288	So	San Diego, Calif. / Cathedral Catholic
13	Ethan Bonner	CB	6-1	191	Sr	The Woodlands, Texas / The Woodlands
4	Thomas Booker	DE	6-4	309	Sr	Ellicott City, Md. / Gilman
9	Colby Bowman	WR	6-2	200	Jr	Orange, Calif. / St. John Bosco
66	Branson Bragg	OG	6-4	315	Jr	Combine, Texas / Crandall
98	Zach Buckley	DE	6-5	262	Fr	Bakersfield, Calif. / Garces Memorial
3	Levani Damuni	ILB	6-2	247	Jr	Providence, Utah / Ridgeline
0	Aeneas DiCosmo	OLB	6-3	242	Jr	Montclair, N.J. / Bergen Catholic
30	Ese Dubre	ILB	6-3	235	Fr	Powder Springs, Ga. / McEachern
19	Caleb Ellis	S	6-3	187	Fr	McKinney, Texas / Independence
25	Bryce Farrell	WR	5-11	180	So	Thousand Oaks, Calif. / Oaks Christian
2	Casey Filkins	RB	5-11	195	So	Lake Oswego, Ore. / Lake Oswego
88	Tucker Fisk	TE/DE	6-4	285	5th	Davis, Calif. / Davis Senior
6	Andres Fox	OLB	6-4	245	Sr	Mobile, Ala. / Mobile Christian
10	Jordan Fox	OLB	6-3	233	6th	Plainfield, N.J. / St. Peter's
94	Anthony Franklin	DE	6-4	271	Fr	Phoenix, Ariz. / Pinnacle
79	Will Gibson	OG/C	6-5	280	Fr	Dallas, Texas / Highland Park
33	Alaka'i Gilman	S	5-11	195	So	Laie, Hawaii / Punahou School
3	Marcus Graham	WR	5-11	175	Jr	Charlotte, N.C. / Mountain Island Charter School
34	Houston Heimuli	FB	5-11	265	5th	Woods Cross, Utah / Bountiful
15	Stephen Herron	OLB	6-4	238	Jr	New Albany, Ind. / Trinity (Ky.)
6	Elijah Higgins	WR	6-3	235	Jr	Austin, Texas / Bowie
78	Myles Hinton	OT	6-7	330	So	John's Creek, Ga. / Greater Atlanta Christian
73	Jake Hornibrook	OG	6-5	300	Jr	West Chester, Pa. / Malvern Prep
5	John Humphreys	WR	6-5	210	So	Newport Beach, Calif. / Corona del Mar
34	Evan Jackson	CB	5-10	171	Fr	McDonough, Ga. / Eagle's Landing
23	Ryan Johnson	DE	6-4	280	5th	Axis, Ala. / St. Paul's Episcopal
20	Austin Jones	RB	5-10	190	Jr	Antioch, Calif. / Bishop O'Dowd
25	Brandon Jones	CB	5-10	180	So	Lomita, Calif. / Narbonne
29	Spencer Jorgensen	ILB	6-3	230	Jr	Provo, Utah / Provo
68	Max Kalny	OG/OT	6-5	300	So	Lenexa, Kan. / St. James Academy
43	Joshua Karty	K	6-3	205	So	Burlington, N.C. / Western Alamance
80	David Kasemervisz	WR	6-1	197	Fr	Sugar Land, Texas / Fort Bend Christian
96	Jacob Katona	DE	6-5	257	Fr	Birmingham, Ala. / Oak Mountain
47	Tangaloa Kaufusi	OLB	6-3	237	Sr	Salt Lake City, Utah / East
22	Jason Kaul	ILB	6-4	225	Jr	Ham Lake, Minn. / Blaine
11	Thunder Keck	OLB	6-3	235	5th	Northfield, N.H. / Hotchkiss (Conn.)
44	Caleb Kelly	ILB	6-3	210	Sr	Fairburn, Ga. / Hapeville Charter
17	Kyu Blu Kelly	CB	6-1	185	Jr	Las Vegas, Nev. / Bishop Gorman
92	Lance Keneley	OLB	6-5	253	So	Mission Viejo, Calif. / Mission Viejo
13	Emmet Kenney	K	6-4	195	Fr	Fargo, N.D. / Shanley
93	Trey LaBounty	DE	6-7	278	Sr	Lynden, Wash. / Lynden
54	Kiersten Lee	OLB	6-2	235	So	Marietta, Ga. / Marietta
32	Mitch Leigber	S	6-1	205	Fr	Laguna Hills, Calif. / Laguna Hills
99	Zephron Lester	DT	6-0	295	So	Far Rockaway, N.Y. / Christ the King
76	Jack Leyrer	OT/OG	6-7	285	Fr	Dallas, Texas / Highland Park
5	Donjae Logan	CB/S	5-11	188	Sr	Mesa, Ariz. / Desert Ridge
48	Coco Lukrich	FB	6-3	250	Fr	Heber City, Utah / Park City
56	Jake Lynch	ILB	6-2	240	Sr	Del Mar, Calif. / Cathedral Catholic
28	Dorian Maddox	RB	5-10	188	6th	Bowie, Md. / Gilman
14	Jacob Mangum-Farrar	ILB	6-4	245	Sr	Sugar Land, Texas / Kempner
31	Zahran Manley	CB	6-2	185	Jr	Claremont, Calif. / Upland
83	Danny McFadden	WR	5-9	170	Fr	Sunfish Lake, Minn. / St. Thomas Academy

NO	NAME	POS	HT	WT	CL	HOMETOWN / PREVIOUS SCHOOL
2	Jonathan McGill	S	5-10	181	Jr	Coppell, Texas / Coppell
18	Tanner McKee	QB	6-6	225	So	Corona, Calif. / Centennial
71	Connor McLaughlin	OT	6-7	290	So	Tampa, Fla. / Jesuit
55	Matthew Merritt	DE	6-2	268	So	Fresno, Calif. / Buchanan
55	Drake Metcalf	C	6-2	285	So	Orange, Calif. / St. John Bosco
45	Ricky Miezian	ILB	6-2	247	Sr	Alexandria, Va. / Episcopal
63	Barrett Miller	OG	6-5	310	Jr	Aurora, Colo. / Eaglecrest
27	Beau Nelson	QB	6-2	204	So	Boise, Idaho / Bishop Kelly
60	Drake Nugent	C	6-2	296	Jr	Lone Tree, Colo. / Highlands Ranch
42	Bailey Parsons	LS	6-2	2228	So	Watson, Ala. / Gardendale
11	Ari Patu	QB	6-5	205	Fr	Folsom, Calif. / Folsom
8	Nathaniel Peat	RB	5-10	195	Jr	Columbia, Mo. / Rock Bridge
49	Kyle Petrucci	LS	6-6	251	Sr	Newport Coast, Calif. / Corona del Mar
40	Tobin Phillips	DT	6-4	295	So	Fresno, Calif. / San Joaquin Memorial
17	Dylan Plautz	QB	6-2	195	Sr	Omaha, Neb. / Westside
74	James Pogorelc	OT	6-8	303	So	Centreville, Va. / Chantilly
27	Omari Porter	S	6-2	192	So	Auburn, Ala. / Auburn
41	Diego Preciado	K	5-11	175	Jr	Escondido, Calif. / Classical Academy
82	Tryston Raines	WR	6-4	202	Fr	West Orange, N.J. / West Orange
52	Duke Reeder	OLB	6-4	235	Fr	San Francisco, Calif. / St. Ignatius Prep
90	Gabe Reid	OLB	6-2	236	5th	American Fork, Utah / Timpvie
29	Caleb Robinson	RB	5-11	195	So	Silver Spring, Md. / Bullis School
57	Levi Rogers	OG	6-4	306	So	Woodinville, Wash. / Woodinville
75	Walter Rouse	OT	6-6	322	Jr	Silver Spring, Md. / Sidwell Friends School (D.C.)
23	Ryan Sanborn	P	6-3	200	Jr	San Diego, Calif. / Francis W. Parker School
0	Isaiah Sanders	QB	6-2	226	6th	Aurora, Colo. / Palmer Ridge / Air Force
8	Tristan Sinclair	ILB	6-2	212	Jr	Alamo, Calif. / San Ramon Valley
20/36	Jaden Slocum	CB	6-2	192	Fr	Alpharetta, Ga. / Alpharetta
22	E.J. Smith	RB	6-0	210	So	Dallas, Texas / Jesuit College Prep
19	Silas Starr	WR	6-3	223	So	Portland, Ore. / Central Catholic
6	William Stockwell	ILB	6-2	230	Fr	Hyde Park, Mass. / Catholic Memorial
24	Jay Symonds	FB	6-3	248	Sr	Melrose, Mass. / Buckingham Browne & Nichols
95	Aristotle Taylor	DE	6-8	237	Fr	Birmingham, Mich. / Brother Rice
85	Shield Taylor	FB	6-4	243	Fr	Alexandria, La. / Alexandria Senior
39	Alexander Thorpe	P/K	6-0	193	Jr	New York, N.Y. / Fieldston
24	Nicolas Toomer	CB	6-2	190	Jr	Tyrone, Ga. / Sandy Creek
81	Brycen Tremayne	WR	6-4	207	Sr	Los Angeles, Calif. / Venice
28	Salim Turner-Muhammad	CB	6-0	188	Jr	Corona, N.Y. / Episcopal
72	Austin Uke	OT/OG	6-4	275	Fr	Cedar Hill, Texas / Parish Episcopal School
89	Lukas Ungar	TE	6-4	240	So	Mendham, N.J. / Delbarton School
50	Dalyn Wade-Perry	DT	6-4	340	5th	Englewood, N.J. / Pope John XXIII
15	Connor Weselman	P	6-4	205	Fr	Atlanta, Ga. / Westminster School
10	Jack West	QB	6-4	215	Sr	Saraland, Ala. / Saraland
9	Noah Williams	S	6-0	195	5th	Phoenix, Ariz. / Brophy
21	Kendall Williamson	S	6-1	205	Sr	Snellville, Ga. / Brookwood
4	Michael Wilson	WR	6-2	210	Sr	Simi Valley, Calif. / Chaminade
18	Jimmy Wyrick	CB	5-11	178	Fr	Dallas, Texas / South Oak Cliff
84	Benjamin Yurosek	TE	6-5	235	So	Bakersfield, Calif. / Bakersfield Christian

PRONUNCIATIONS

Aaron Armitage..... arm-ih-taj
 Wilfredo Aybar..... A-bar
 Levani Damuni..... liv-ahn-ee dah-MOON-ee
 Aeneas DiCosmo..... ah-KNEE-iss di-COZ-mo
 Ese Dubre..... essay DOO-bray
 Bryce Farrell..... FAIR-ull
 Andres Fox..... ahn-dray-iss
 Alaka'i Gilman..... al-uh-kuh-EE
 Houston Heimuli..... hay-moo-lee
 Jake Hornibrook..... horn-ih-BROOK
 Spencer Jorgensen..... jorg-in-sin

David Kasemervisz..... kass-eh-MER-iss
 Tangaloa Kaufusi..... tang-goh-low-uh kuh-foo-see
 Kyu Blu Kelly..... kigh-yew
 Lance Keneley..... ken-uh-YEE
 Mitch Leigber..... LEE-ber
 Coco Lukrich..... loo-krich
 Zahran Manley..... zahr-in
 Connor McLaughlin..... mick-lock-linn
 Ricky Miezian..... rhymes with LIAISON
 Ari Patu..... pah-TOO
 Kyle Petrucci..... puh-trooch-ee

Dylan Plautz..... plouts
 James Pogorelc..... pogo-R(ELSE)
 Walter Rouse..... rhymes with HOUSE
 Jay Symonds..... simmons
 Brycen Tremayne..... trih-MAIN
 Salim Turner-Muhammad..... suh-LEEM
 Austin Uke..... oo-kay
 Lukas Ungar..... lucas UN-garr
 Dalyn Wade-Perry..... DAY-lynn
 Benjamin Yurosek..... yer-AH-sick

2021 DEPTH CHART

OFFENSE

	NO.	NAME	CL	HT	WT	HOMETOWN / PREVIOUS SCHOOL
QB	18	Tanner McKee	So.	6-6	225	Corona, Calif. / Centennial
	0	Isaiah Sanders	6th	6-2	226	Aurora, Colo. / Palmer Ridge / Air Force
RB	8	Nathaniel Peat	Jr.	5-10	195	Columbia, Mo. / Rock Bridge
	-OR- 20	Austin Jones	Jr.	5-10	190	Antioch, Calif. / Bishop O'Dowd
	-OR- 22	E.J. Smith	So.	6-0	210	Dallas, Texas / Jesuit College Prep
FB	34	Houston Heimuli	5th	5-11	265	Woods Cross, Utah / Bountiful
	-OR- 24	Jay Symonds	Sr.	6-3	248	Melrose, Mass. / Buckingham Browne & Nichols
WR	4	Michael Wilson	Sr.	6-2	210	Simi Valley, Calif. / Chaminade
	25	Bryce Farrell	So.	5-11	180	Thousand Oaks, Calif. / Oaks Christian
	9	Colby Bowman	Jr.	6-2	200	Orange, Calif. / St. John Bosco
WR	6	Elijah Higgins	Jr.	6-3	235	Austin, Texas / Bowie
	82	Jayson Raines	Fr.	6-4	202	West Orange, N.J. / West Orange
	9	Colby Bowman	Jr.	6-2	200	Orange, Calif. / St. John Bosco
TE	88	Tucker Fisk	5th	6-4	285	Davis, Calif. / Davis Senior
	87	Bradley Archer	Jr.	6-4	246	Livermore, Calif. / Livermore
TE	84	Benjamin Yurosek	So.	6-5	235	Bakersfield, Calif. / Bakersfield Christian
	75	Walter Rouse	Jr.	6-6	322	Silver Spring, Md. / Sidewell Friends School (D.C.)
LT	74	James Pogorelc	So.	6-8	303	Centreville, Va. / Chantilly
	63	Barrett Miller	Jr.	6-5	310	Aurora, Colo. / Eaglecrest
LG	57	Levi Rogers	So.	6-4	306	Woodinville, Wash. / Woodinville
	60	Drake Nugent	Jr.	6-2	296	Lone Tree, Colo. / Highlands Ranch
C	55	Drake Metcalf	So.	6-2	285	Orange, Calif. / St. John Bosco
	73	Jake Hornbrook	Jr.	6-5	300	West Chester, Pa. / Malvern Prep
RG	57	Levi Rogers	So.	6-4	306	Woodinville, Wash. / Woodinville
	78	Myles Hinton	So.	6-7	330	John's Creek, Ga. / Greater Atlanta Christian
RT	71	Connor McLaughlin	Sol	6-7	290	Tampa, Fla. / Jesuit

DEFENSE

	NO.	NAME	CL	HT	WT	HOMETOWN / PREVIOUS SCHOOL
DE	4	Thomas Booker	Sr.	6-4	309	Ellicott City, Md. / Gilman
	88	Tucker Fisk	5th	6-4	285	Davis, Calif. / Davis Senior
DT	50	Dalyn Wade-Perry	5th	6-4	340	Englewood, N.J. / Pope John XXIII
	40	Tobin Phillips	So.	6-4	295	Fresno, Calif. / San Joaquin Memorial
DE	23	Ryan Johnson	5th	6-4	280	Axis, Ala. / St. Paul's Episcopal
	-OR- 88	Tucker Fisk	5th	6-4	285	Davis, Calif. / Davis Senior
OLB	90	Gabe Reid	5th	6-2	236	American Fork, Utah / Timpview
	58	Wilfredo Aybar	Fr.	6-3	245	Fall River, Mass. / Cheshire Academy
	-OR- 47	Tangaloa Kaufusi	Sr.	6-3	237	Salt Lake City, Utah / East
ILB	45	Ricky Miezán	Sr.	6-2	247	Alexandria, Va. / Episcopal
	8	Tristan Sinclair	Jr.	6-2	212	Alamo, Calif. / San Ramon Valley
ILB	3	Levani Damuni	Jr.	6-2	247	Providence, Utah / Ridgeline
	-OR- 14	Jacob Mangum-Farrar	Sr.	6-4	245	Sugar Land, Texas / Kempner
OLB	10	Jordan Fox	6th	6-3	233	Plainfield, N.J. / St. Peter's
	92	Lance Keneley	So.	6-5	253	Mission Viejo, Calif. / Mission Viejo
	6	Andres Fox	Sr.	6-4	245	Mobile, Ala. / Mobile Christian
CB	13	Ethan Bonner	Sr.	6-1	191	The Woodlands, Texas / The Woodlands
	-OR- 28	Salim Turner-Muhammad	Jr.	6-0	188	Corona, N.Y. / Episcopal (Va.)
	24	Nicolas Toomer	Jr.	6-2	190	Tyrone, Ga. / Sandy Creek
SS	21	Kendall Williamson	Sr.	6-1	205	Snellville, Ga. / Brookwood
	33	Alaka'i Gilman	So.	5-11	195	Laie, Hawaii / Punahou School
FS	9	Noah Williams	5th	6-0	195	Phoenix, Ariz. / Brophy
	-OR- 2	Jonathan McGill	Jr.	5-10	181	Coppell, Texas / Coppell
CB	17	Kyu Blu Kelly	Jr.	6-1	185	Las Vegas, Nev. / Bishop Gorman
	20/36	Jaden Slocum	Fr.	6-2	192	Alpharetta, Ga. / Alpharetta
NB	18	Jimmy Wyrick	Fr.	5-11	178	Dallas, Texas / South Oak Cliff

SPECIAL TEAMS

	NO.	NAME	CL	HT	WT	HOMETOWN / PREVIOUS SCHOOL
PK	43	Joshua Karty	So.	6-3	205	Burlington, N.C. / Western Alamance
	23	Ryan Sanborn	Jr.	6-3	200	San Diego, Calif. / Francis W. Parker School
KOS	43	Joshua Karty	So.	6-3	205	Burlington, N.C. / Western Alamance
	23	Ryan Sanborn	Jr.	6-3	200	San Diego, Calif. / Francis W. Parker School
P	23	Ryan Sanborn	Jr.	6-3	200	San Diego, Calif. / Francis W. Parker School
	15	Connor Weselman	Fr.	6-4	205	Atlanta, Ga. / Westminster School
H	23	Ryan Sanborn	Jr.	6-3	200	San Diego, Calif. / Francis W. Parker School
	15	Connor Weselman	Fr.	6-4	205	Atlanta, Ga. / Westminster School
LS	49	Kyle Petrucci	Sr.	6-6	251	Newport Coast, Calif. / Corona del Mar
	-OR- 42	Bailey Parsons	So.	6-2	228	Watson, Ala. / Gardendale
KR	8	Nathaniel Peat	Jr.	5-10	195	Columbia, Mo. / Rock Bridge
	25	Bryce Farrell	So.	5-11	180	Thousand Oaks, Calif. / Oaks Christian
PR	25	Bryce Farrell	So.	5-11	180	Thousand Oaks, Calif. / Oaks Christian

PRONUNCIATIONS

Aaron Armitage.....	arm-ih-taj	Coco Lukrich.....	loo-krich
Wilfredo Aybar.....	A-bar	Zahrán Manley.....	zahr-in
Levani Damuni.....	liv-ahn-ee dah-MOON-ee	Connor McLaughlin.....	mick-lock-linn
Aeneas DiCosmo.....	ah-KNEE-iss di-COZ-mo	Ricky Miezán.....	rhymes with LIAISON
Ese Dubre.....	essay DOO-bray	Ari Patu.....	pah-TOO
Bryce Farrell.....	FAIR-ull	Kyle Petrucci.....	puh-trooch-ee
Andres Fox.....	ahn-dray-iss	Dylan Plautz.....	plouts
Alaka'i Gilman.....	al-uh-kuh-EE	James Pogorelc.....	pogo-R(ELSE)
Houston Heimuli.....	hay-moo-lee	Walter Rouse.....	rhymes with HOUSE
Jake Hornbrook.....	horn-ih-BROOK	Jay Symonds.....	simmons
Spencer Jorgensen.....	jorgin-sin	Brycen Tremayne.....	trih-MAIN
David Kasemervisz.....	kass-eh-MER-viss	Salim Turner-Muhammad.....	suh-LEEM
Tangaloa Kaufusi.....	tang-goh-low-uh kuh-foo-see	Austin Uke.....	oo-kay
Kyu Blu Kelly.....	kigh-yew	Lukas Ungar.....	lucas UN-garr
Lance Keneley.....	ken-uh-LEE	Dalyn Wade-Perry.....	DAY-lynn
Mitch Leigber.....	LEE-ber	Benjamin Yurosek.....	yer-AH-sick

2021 STATISTICS | STARTERS

2021 STARTERS (GAME-BY-GAME)

OFFENSE	QB	RB	WR	WR	WR	TE	LT	LG	C	RG	RT
vs. K-State	West	Jones	Higgins	Tremayne	Humphreys	Yurosek	Rouse	Miller	Nugent	Bragg	Hinton
at USC	McKee	Jones	Higgins	Tremayne	Smith	Yurosek	Rouse	Miller	Nugent	Bragg	Hinton
at Vanderbilt	McKee	Jones	Higgins	Tremayne	Farrell	Yurosek	Rouse	Miller	Nugent	Bragg	Hinton
UCLA	McKee	Peat	Higgins	Tremayne	Humphreys	Fisk	Rouse	Miller	Nugent	Bragg	Hinton
OREGON	McKee	Peat	Higgins	Tremayne	Humphreys	Yurosek	Rouse	Miller	Nugent	Hornbrook	Hinton
at Arizona State	McKee	Peat	Higgins	Humphreys	Archer (TE)	Yurosek	Rouse	Miller	Nugent	Bragg	Hinton
at Washington State	McKee	Peat	Higgins	Ungar (TE)	Archer (TE)	Yurosek	Rouse	Miller	Nugent	Bragg	Hinton
WASHINGTON	McKee	Peat	Higgins	Starr	Farrell	Yurosek	Rouse	Miller	Nugent	Hornbrook	Bragg
UTAH	Sanders	Jones	Wilson	Starr	Fisk (TE)	Yurosek	Rouse	Miller	Nugent	Hornbrook	Bragg
at Oregon State	Patu	Jones	Wilson	Starr	Archer (TE)	Yurosek	Rouse	Miller	Nugent	Hornbrook	Bragg
CALIFORNIA	McKee	Jones	Wilson	Humphreys	Farrell	Yurosek	Rouse	Miller	Nugent	Hornbrook	Hinton
NOTRE DAME											

DEFENSE	DE	DT	DE/NB	OLB	ILB	ILB	OLB	CB	CB	FS	SS
vs. K-State	Booker	Phillips	Johnson	Herron	Miezan	Damuni	Fox	Kelly	Bonner	Williams	Williamson
at USC	Booker	Wade-Perry	Wyrick (NB)	Herron	Miezan	Damuni	Reid	Kelly	Manley	Williams	Williamson
at Vanderbilt	Booker	Wade-Perry	Wyrick (NB)	Fox	Miezan	Damuni	Reid	Kelly	Manley	Williams	Williamson
UCLA	Booker	Wade-Perry	Johnson	Herron	Miezan	Damuni	Reid	Kelly	Slocum	Gilman	Williamson
OREGON	Booker	Wade-Perry	Wyrick (NB)	Herron	Mangum-Farrar	Damuni	Reid	Kelly	Toomer	Williams	Williamson
at Arizona State	Booker	Wade-Perry	Johnson	Fox	Miezan	Damuni	Reid	Kelly	Slocum	Gilman	Williamson
at Washington State	Booker	Wade-Perry	Slocum (NB)	Herron	Miezan	Damuni	Reid	Kelly	Toomer	Wyrick	Williamson
WASHINGTON	Booker	Wade-Perry	Johnson	Herron	Miezan	Damuni	Reid	Kelly	Slocum	Williams	Williamson
UTAH	Booker	Fisk	Wyrick (NB)	Fox	Miezan	Damuni	Reid	Kelly	Turner-Muhammad	Williams	Williamson
at Oregon State	Booker	Wade-Perry	Wyrick (NB)	Fox	Mangum-Farrar	Damuni	Reid	Bonner	Slocum	Williams	Williamson
CALIFORNIA	Booker	Wade-Perry	A. Fox (DE)	Fox	Mangum-Farrar	Keneley (DE)	Reid	Bonner	Kelly	Williams	Williamson
NOTRE DAME											

CAREER PARTICIPATION/STARTS

Offense No.	Name	2021 GP-GS	Career Starts	Consecutive Starts	Defense No.	Name	2021 GP-GS	Career Starts	Consecutive Starts
87	Archer, Bradley	10-3	3	0	13	Bonner, Ethan	4-3	4	2
66	Bragg, Branson	9-9	16	0	34	Booker, Thomas	11-11	26	22
25	Farrell, Bryce	10-2	2	1	30	Damuni, Levani	11-11	15	15
88	Fisk, Tucker	8-2	12	0	88	Fisk, Tucker*	8-1	1	0
34	Heimuli, Houston	11-0	4	0	6	Fox, Andres	5-1	1	1
19	Higgins, Elijah	9-9	11	1	10	Fox, Jordan	11-7	23	4
78	Hinton, Myles	11-8	8	1	33	Gilman, Alaka'i	9-3	3	0
73	Hornbrook, Jake	11-5	11	4	15	Herron, Stephen	9-5	7	0
5	Humphreys, John	8-5	5	1	23	Johnson, Ryan	11-4	4	0
20	Jones, Austin	10-6	12	3	11	Keck, Thunder	4-0	5	0
63	Miller, Barrett	11-11	25	25	17	Kelly, Kyu Blu	10-10	24	1
18	McKee, Tanner	9-8	8	1	92	Keneley, Lance	9-1	1	1
60	Nugent, Drake	11-11	11	11	14	Mangum-Farrar, Jacob	10-3	3	2
11	Patu, Ari	2-1	1	0	31	Manley, Zahran	6-2	3	0
8	Peat, Nathaniel	11-5	5	0	32	McGill, Jonathan	1-1	11	1
75	Rouse, Walter	11-11	28	28	45	Miezan, Ricky	10-8	9	0
0	Sanders, Isaiah	10-1	7*	0	40	Phillips, Tobin	9-1	1	0
22	Smith, E.J.	7-1	1	0	90	Reid, Gabe	11-9	23	7
19	Starr, Silas	8-3	3	0	20/36	Slocum, Jaden	9-4	4	0
81	Tremayne, Brycen	5-5	7	0	24	Toomer, Nicolas	7-3	3	0
89	Ungar, Lukas	7-1	1	0	28	Turner-Muhammad, Salim	3-1	6	0
10	West, Jack	3-1	3	0	50	Wade-Perry, Dalyn	11-9	10	2
4	Wilson, Michael	3-3	21	3	9	Williams, Noah	8-8	9	4
84	Yurosek, Benjamin	10-10	10	7	29	Williamson, Kendall	11-11	26	19
					18	Wyrick, Jimmy	10-6	6	0

*made six starts at Air Force

*offensive starts are listed separately under offense

2021 STATISTICS | PARTICIPATION

NAME	GP/GS	KSU	USC	VU	UCLA	OREGON	ASU	WSU	UW	UTAH	OSU	CAL
87 ARCHER,B	9/2	XXX	XXX	XXX	XXX	XXX	START	XXX	START	XXX
97 ARMITAGE,A	2/-	...	XXX	XXX
58 AYBARD,W	4/-	XXX	XXX	XXX	...	XXX
26 BARROW,B	2/-	...	XXX	XXX
13 BONNER,E	4/3	START	XXX	START	START
4 BOOKER,T	11/11	START	START	START	START	START	START	START	START	START	START	START
92 BOWMAN,C	8/-	...	XXX	XXX	XXX	XXX	XXX	XXX	XXX	XXX	...	XXX
66 BRAGG,B	9/9	START	START	START	START	...	START	START	START	START	START	...
3 DAMUNI,L	11/10	START	START	START	START	START	START	START	START	START	START	XXX
0 DICOSMO,A	10/-	...	XXX	XXX	XXX	XXX	XXX	XXX	XXX	XXX	XXX	XXX
11 ELLIS,C	6/-	XXX	XXX	XXX	XXX	XXX	XXX
25 FARRELL,B	10/3	XXX	XXX	START	XXX	XXX	...	XXX	START	XXX	XXX	START
2 FILKINS,C	6/-	XXX	XXX	XXX	...	XXX	XXX	XXX
88 FISK,T	8/2	XXX	XXX	...	START	XXX	XXX	...	XXX	START	...	XXX
62 FOX,A	5/1	XXX	XXX	XXX	XXX	START
10 FOX,J	11/7	START	XXX	START	XXX	XXX	START	XXX	START	START	START	START
94 FRANKLIN,AN	3/-	XXX	XXX	XXX	...
33 GILMAN,A	9/2	XXX	START	XXX	START	XXX	XXX	XXX	XXX	XXX
34 HEIMULI,H	11/-	XXX	XXX	XXX	XXX	XXX	XXX	XXX	XXX	XXX	XXX	XXX
15 HERRON,S	8/4	START	START	XXX	START	START	XXX	...	XXX	XXX
6 HIGGINS,E	9/8	START	START	START	START	START	START	START	START	XXX
78 HINTON,M	11/8	START	START	START	START	START	START	START	START	XXX	XXX	START
73 HORNIBROOK,J	11/5	XXX	XXX	XXX	XXX	START	XXX	XXX	START	START	START	START
5 HUMPHREYS,J	8/5	START	XXX	XXX	START	START	START	XXX	START
3D JACKSON,EV	3/-	XXX	XXX	XXX	...
23 JOHNSON,R	11/4	START	XXX	XXX	START	XXX	START	XXX	START	XXX	XXX	XXX
20 JONES,A	10/6	START	START	START	...	XXX	XXX	XXX	XXX	START	START	START
2E JONES,BR	3/-	XXX	XXX	XXX
29 JORGENSEN,S	10/-	XXX	XXX	XXX	...	XXX	XXX	XXX	XXX	XXX	XXX	XXX
43 KARTY,J	10/-	XXX	XXX	XXX	XXX	XXX	...	XXX	XXX	XXX	XXX	XXX
80 KASEMERVISZ,D	1/-	XXX
47 KAUFUSI,T	10/-	...	XXX	XXX	XXX	XXX	XXX	XXX	XXX	XXX	XXX	XXX
2B KAUL,J	9/-	...	XXX	XXX	...	XXX	XXX	XXX	XXX	XXX	XXX	XXX
11 KECK, THUNDER	4/-	XXX	XXX	XXX	XXX	XXX
44 KELLY,CAL	1/-	XXX
17 KELLY,KB	10/10	START	START	START	START	START	START	START	START	START	START	START
92 KENELEY,L	9/1	...	XXX	...	XXX	XXX	XXX	XXX	XXX	XXX	XXX	START
1C KENNEY,E	1/-	XXX
93 LABOUNTY,T	8/-	XXX	XXX	XXX	...	XXX	XXX	XXX	XXX	...	XXX	...
32 LEIGBER,M	2/-	XXX	XXX
5Z LOGAN,D	11/-	XXX	XXX	XXX	XXX	XXX	XXX	XXX	XXX	XXX	XXX	XXX
56 LYNCH,J	10/-	XXX	XXX	XXX	XXX	XXX	XXX	XXX	...	XXX	XXX	XXX
14 MANGUM-FARRAR	10/3	...	XXX	XXX	XXX	START	XXX	XXX	XXX	XXX	START	START
31 MANLEY,Z	4/2	XXX	START	START	XXX
22 MCGILL,J	1/-	XXX
18 MCKEE,T	9/8	XXX	START	START	START	START	START	START	START	START	...	START
71 MCLAUGHLIN,C	1/-
55 METCALF,D	11/-	XXX	XXX	XXX	XXX	XXX	XXX	XXX	XXX	XXX	XXX	XXX
45 MIEZAN,R	10/8	START	START	START	START	START	START	START	START	START	...	XXX
63 MILLER,B	11/11	START	START	START	START	START	START	START	START	START	START	START
60 NUGENT,D	11/11	START	START	START	START	START	START	START	START	START	START	START
42 PARSONS,B	11/-	XXX	XXX	XXX	XXX	XXX	XXX	XXX	XXX	XXX	XXX	XXX
1A PATU,A	2/1	XXX	START	...
8 PEAT,N	11/5	XXX	XXX	XXX	START	START	START	START	START	XXX	XXX	XXX
49 PETRUCCI,K	11/-	XXX	XXX	XXX	XXX	XXX	XXX	XXX	XXX	XXX	XXX	XXX
40 PHILLIPS,T	8/1	START	XXX	XXX	XXX	...	XXX	XXX	XXX	XXX
1G PLAUTZ,D	1/-	XXX	...
27 PORTER,O	4/-	XXX	XXX	...	XXX	XXX
82 RAINES,J	4/-	XXX	XXX	XXX	XXX
90 REID,G	11/10	XXX	START	START	START	START	START	START	START	START	START	START
2I ROBINSON,CA	2/-	XXX	XXX
57 ROGERS,L	7/-	XXX	XXX	XXX	XXX	XXX	XXX	XXX
75 ROUSE,W	11/11	START	START	START	START	START	START	START	START	START	START	START
2C SANBORN,R	11/-	XXX	XXX	XXX	XXX	XXX	XXX	XXX	XXX	XXX	XXX	XXX
0Z SANDERS,I	10/1	XXX	XXX	XXX	XXX	XXX	XXX	...	XXX	START	XXX	XXX
8Z SINCLAIR,T	10/-	XXX	XXX	XXX	XXX	XXX	XXX	...	XXX	XXX	XXX	XXX
2J SLOCUM,J	8/3	XXX	START	XXX	START	...	START	XXX	XXX	XXX
22 SMITH,EJ	6/1	XXX	START	XXX	XXX	XXX	...	XXX
19 STARR,S	8/3	...	XXX	XXX	XXX	XXX	START	START	START	XXX
2D SYMONDS,J	10/-	XXX	XXX	XXX	XXX	XXX	XXX	...	XXX	XXX	XXX	XXX
85 TAYLOR,SHI	1/-	XXX
24 TOOMER,N	9/3	XXX	XXX	START	XXX	START	XXX	XXX	START	XXX
81 TREMAYNE,B	5/5	START	START	START	START	START
28 TURNER-MUHAMMAD	3/1	START	XXX	XXX
89 UNGAR,L	7/1	...	XXX	XXX	XXX	XXX	XXX	START	XXX
50 WADE-PERRY,D	11/9	XXX	START	START	START	START	START	START	START	XXX	START	START
1E WESELMAN,C	1/-	XXX
1J WEST,J	3/1	START	XXX	XXX
9 WILLIAMS,N	8/8	START	START	START	...	START	START	START	START	START
21 WILLIAMSON,K	11/11	START	START	START	START	START	START	START	START	START	START	START
4Z WILSON,M	3/3	START	START	START
1H WYRICK,J	10/6	...	START	START	XXX	START	XXX	START	XXX	START	START	XXX
84 YUROSEK,B	10/10	START	START	START	...	START	START	START	START	START	START	START

2021 STATISTICS | OVERVIEW

2021 SCHEDULE & RESULTS

RECORD: 3-8 (2-7 PAC-12)
HOME: 1-4 ROAD: 2-3 NEUTRAL: 0-1

DATE	RANK	OPPONENT	W/L	SCORE	ATT
Sept. 4	NR	vs Kansas State	L	7-24	28,668
Sept. 11	NR	at #14 USC*	W	42-28	56,945
Sept. 18	NR	at Vanderbilt	W	41-23	21,124
Sept. 25	RV	#24 UCLA*	L	24-35	47,236
Oct. 2	NR	#3 Oregon*	W	31-24 (OT)	31,610
Oct. 8	RV	at #22 Arizona State*	L	10-28	46,192
Oct. 16	NR	at Washington State	L	31-34	26,171
Oct. 30	NR	Washington*	L	20-13	28,014
Nov. 5	NR	Utah*	L	52-7	26,410
Nov. 13	NR	at Oregon State*	L	35-14	35,129
Nov. 20	NR	California*	L	41-11	49,265

* Pac-12 Conference game

RUSHING

NAME	G	ATT	GAIN	LOST	NET	AVG	TD	LONG	AVG/G
Peat, Nathaniel	11	76	430	29	401	5.3	3	87	36.5
Jones, Austin	10	98	367	24	343	3.5	1	61	34.3
Smith, E.J.	6	21	112	4	108	5.1	1	32	18.0
Sanders, Isaiah	10	21	58	2	56	2.7	3	11	5.6
Filkins, Casey	6	11	56	12	44	4.0	0	20	7.3
Patu, Ari	2	3	31	0	31	10.3	0	21	15.5
McKee, Tanner	9	57	147	125	22	0.4	4	30	2.4
Yurosek, Benjamin	10	2	11	0	11	5.5	0	11	1.1
Farrell, Bryce	10	1	8	0	8	8.0	0	8	0.8
Plautz, Dylan	1	1	0	3	-3	-3.0	0	0	-3.0
TEAM	9	2	0	4	-4	-2.0	0	0	-0.4
West, Jack	3	10	4	29	-25	-2.5	0	4	-8.3
Total.....	11	303	1224	232	992	3.3	12	87	90.2
Opponents.....	11	458	2852	193	2659	5.8	29	96	241.7

PASSING

NAME	G	EFF	C-A-I	PCT	YDS	TD	LONG	YPG
McKee, Tanner	9	137.66	186-290-7	64.1	2155	14	56	239.4
West, Jack	3	84.47	20-30-3	66.7	135	0	27	45.0
Patu, Ari	2	83.32	8-16-1	50.0	48	1	15	24.0
Sanders, Isaiah	10	114.40	3-6-0	50.0	46	0	27	4.6
Plautz, Dylan	1	43.68	2-5-1	40.0	26	0	19	26.0
Total.....	11	128.80	219-347-12	63.1	2410	15	56	219.1
Opponents.....	11	133.30	185-305-5	60.7	2246	13	84	204.2

TEAM TOTALS

	STANFORD	OPPONENTS
SCORING	231	344
Points Per Game	21.0	31.3
Points Off Turnovers	21	55
FIRST DOWNS	190	248
Rushing	52	140
Passing	110	97
Penalty	28	11
RUSHING YARDAGE	992	2659
Yards gained rushing	1224	2852
Yards lost rushing	232	193
Rushing Attempts	303	458
Average Per Rush	3.3	5.8
Average Per Game	90.2	241.7
TDs Rushing	12	29
PASSING YARDAGE	2410	2246
Comp-Att-Int	219-347-12	185-305-5
Average Per Pass	6.9	7.4
Average Per Catch	11.0	12.1
Average Per Game	219.1	204.2
TDs Passing	15	13
TOTAL OFFENSE	3402	4905
Total Plays	650	763
Average Per Play	5.2	6.4
Average Per Game	309.3	445.9
KICK RETURNS: #-Yards	29-692	4-69
PUNT RETURNS: #-Yards	13-180	18-213
INT RETURNS: #-Yards	5-61	12-94
KICK RETURN AVERAGE	23.9	17.2
PUNT RETURN AVERAGE	13.8	11.8
INT RETURN AVERAGE	12.2	7.8
FUMBLES-LOST	8-5	8-3
PENALTIES-Yards	67-470	74-780
Average Per Game	42.7	70.9
PUNTS-Yards	52-2228	37-1597
Average Per Punt	42.8	43.2
Net punt average	37.2	37.2
KICKOFFS-Yards	45-2746	64-3852
Average Per Kick	61.0	60.2
Net kick average	40.6	36.9
TIME OF POSSESSION/Game	28:25	31:30
3RD-DOWN Conversions	45/133	67/147
3rd-Down Pct	34%	46%
4TH-DOWN Conversions	9/15	13/23
4th-Down Pct	60%	57%
SACKS BY-Yards	14-89	30-150
MISC YARDS	0	0
TOUCHDOWNS SCORED	28	44
FIELD GOALS-ATTEMPTS	11-15	12-16
ON-SIDE KICKS	0-1	0-0
RED-ZONE SCORES	(29-33) 88%	(41-49) 84%
RED-ZONE TOUCHDOWNS	(22-33) 67%	(30-49) 61%
PAT-ATTEMPTS	(26-26) 100%	(40-41) 98%
ATTENDANCE	182535	185561
Games/Avg Per Game	5/36507	5/37112
Neutral Site Games		1/28668

SCORE BY QUARTER

	1st	2nd	3rd	4th	OT	TOTAL
STANFORD	54	47	45	78	7	231
OPPONENTS	63	119	60	102	0	344

2021 STATISTICS | INDIVIDUAL

RECEIVING

NAME	G	NO	YDS	AVG	TD	LONG	AVG/G
Higgins, Elijah	9	42	491	11.7	4	56	54.6
Yurosek, Benjamin	10	37	566	15.3	2	45	56.6
Jones, Austin	10	30	256	8.5	1	49	25.6
Humphreys, John	8	21	287	13.7	1	29	35.9
Tremayne, Brycen	5	20	245	12.2	5	27	49.0
Smith, E.J.	6	15	66	4.4	0	11	11.0
Wilson, Michael	3	13	133	10.2	0	19	44.3
Farrell, Bryce	10	11	126	11.5	1	52	12.6
Peat, Nathaniel	11	10	63	6.3	0	19	5.7
Starr, Silas	8	6	54	9.0	0	12	6.8
Symonds, Jay	10	5	56	11.2	1	26	5.6
Archer, Bradley	9	3	32	10.7	0	13	3.6
Filkins, Casey	6	3	11	3.7	0	6	1.8
Ungar, Lukas	7	2	13	6.5	0	8	1.9
Heimuli, Houston	11	1	11	11.0	0	11	1.0
Total.....	11	219	2410	11.0	15	56	219.1
Opponents.....	11	185	2246	12.1	13	84	204.2

ALL-PURPOSE

NAME	G	RUSH	REC	PUNT		KO		IR	TOTAL	YPG
				RET	RET	IR	TOTAL			
Peat, Nathaniel	11	401	63	0	591	0	1055	95.9		
Jones, Austin	10	343	256	0	0	0	599	59.9		
Yurosek, Benjamin	10	11	566	0	0	0	577	57.7		
Higgins, Elijah	9	0	491	0	0	0	491	54.6		
Humphreys, John	8	0	287	0	0	0	287	35.9		
Farrell, Bryce	10	8	126	46	68	0	248	24.8		
Tremayne, Brycen	5	0	245	0	0	0	245	49.0		
Filkins, Casey	6	44	11	134	0	0	189	31.5		
Smith, E.J.	6	108	66	0	0	0	174	29.0		
Wilson, Michael	3	0	133	0	0	0	133	44.3		
Symonds, Jay	10	0	56	0	0	0	56	5.6		
Sanders, Isaiah	10	56	0	0	0	0	56	5.6		
Starr, Silas	8	0	54	0	0	0	54	6.8		
Kaufusi, Tangalao	10	0	0	0	33	0	33	3.3		
Archer, Bradley	9	0	32	0	0	0	32	3.6		
Patu, Ari	2	31	0	0	0	0	31	15.5		
Kelly, Kyu Blu	10	0	0	0	0	31	31	3.1		
McKee, Tanner	9	22	0	0	0	0	22	2.4		
McGill, Jonathan	1	0	0	0	0	20	20	20.0		
Ungar, Lukas	7	0	13	0	0	0	13	1.9		
Heimuli, Houston	11	0	11	0	0	0	11	1.0		
Wyrick, Jimmy	10	0	0	0	0	6	6	0.6		
Reid, Gabe	11	0	0	0	0	4	4	0.4		
Plautz, Dylan	1	-3	0	0	0	0	-3	-3.0		
TEAM	9	-4	0	0	0	0	-4	-0.4		
West, Jack	3	-25	0	0	0	0	-25	-8.3		
Total.....	11	992	2410	180	692	61	4335	394.1		
Opponents.....	11	2659	2246	213	69	94	5281	480.1		

TOTAL OFFENSE

NAME	G	PLAYS	RUSH	PASS	YDS	YPG
McKee, Tanner	9	347	22	2155	2177	241.9
Peat, Nathaniel	11	76	401	0	401	36.5
Jones, Austin	10	98	343	0	343	34.3
West, Jack	3	40	-25	135	110	36.7
Smith, E.J.	6	21	108	0	108	18.0
Sanders, Isaiah	10	27	56	46	102	10.2
Patu, Ari	2	19	31	48	79	39.5
Filkins, Casey	6	11	44	0	44	7.3
Plautz, Dylan	1	6	-3	26	23	23.0
Yurosek, Benjamin	10	2	11	0	11	1.1
Farrell, Bryce	10	1	8	0	8	0.8
TEAM	9	2	-4	0	-4	-0.4
Total.....	11	650	992	2410	3402	309.3
Opponents.....	11	763	2659	2246	4905	445.9

PUNTING

NAME	NO	YDS	AVG	LONG	TB	FC	I20	50+	BLK
Sanborn, Ryan	52	2228	42.8	60	4	11	14	14	0
Total.....	52	2228	42.8	60	4	11	14	14	0
Opponents.....	37	1597	43.2	60	2	15	9	6	0

KICK RETURNS

NAME	NO	YDS	AVG	TD	LONG
Peat, Nathaniel	24	591	24.6	0	39
Kaufusi, Tangalao	3	33	11.0	0	16
Farrell, Bryce	2	68	34.0	0	40
Total.....	29	692	23.9	0	40
Opponents.....	4	69	17.2	0	22

PUNT RETURNS

NAME	NO	YDS	AVG	TD	LONG
Filkins, Casey	9	134	14.9	0	48
Farrell, Bryce	4	46	11.5	0	21
Total.....	13	180	13.8	0	48
Opponents.....	18	213	11.8	0	59

INTERCEPTIONS

NAME	NO	YDS	AVG	TD	LONG
Kelly, Kyu Blu	2	31	15.5	1	31
McGill, Jonathan	1	20	20.0	0	20
Wyrick, Jimmy	1	6	6.0	0	6
Reid, Gabe	1	4	4.0	0	4
Total.....	5	61	12.2	1	31
Opponents.....	12	94	7.8	2	39

FUMBLE RETURNS

NAME	NO	YDS	AVG	TD	LONG
Total.....	0	0	0.0	0	0
Opponents.....	0	0	0.0	0	0

KICKOFFS

NAME	NO	YDS	AVG	TB	OB	RETN	NET	YDLN
Karty, Joshua	42	2551	60.7	31	4			
Sanborn, Ryan	3	195	65.0	3	0			
Total.....	45	2746	61.0	34	4	69	40.6	24
Opponents.....	64	3852	60.2	32	1	692	36.9	28

2021 STATISTICS | SCORING DRIVES

Stanford Drives vs. Kansas State

Qtr	Time	Play	Plays-Yards	TOP	Score
4th	3:16	Tremayne 14 yd pass from McKee (Karty PAT)	10-75	3:54	STAN 7-KSU 24

Stanford Drives vs. USC

Qtr	Time	Play	Plays-Yards	TOP	Score
1st	9:04	Peat 87 yd run (Karty PAT)	1-87	0:12	STAN 7-USC 0
2nd	8:34	Higgins 3 yd pass from McKee (Karty PAT)	9-75	4:54	STAN 14-USC 7
2nd	0:09	Tremayne 6 yd pass from McKee (Karty PAT)	4-66	1:40	STAN 21-USC 10
3rd	5:02	Kelly 31 yd interception (Karty PAT)	--	--	STAN 28-USC 13
3rd	0:25	McKee 1 yd run (Karty PAT)	5-56	1:25	STAN 35-USC 13
4th	9:16	Sanders 2 yd run (Karty PAT)	10-67	4:46	STAN 42-USC 13

Stanford Drives vs. Vanderbilt

Qtr	Time	Play	Plays-Yards	TOP	Score
1st	12:37	McKee 7 yd rush (Karty PAT)	4-75	2:23	STAN 7-VU 0
1st	2:52	Peat 21 yd rush (Karty PAT)	9-68	4:36	STAN 14-VU 7
2nd	1:53	Karty 46 yd FG	5-26	2:17	STAN 17-VU 14
2nd	0:40	Tremayne 5 yd pass from McKee (Karty PAT)	2-31	0:42	STAN 24-VU 14
2nd	0:00	Karty 35 yd FG	--	--	STAN 27-VU 14
3rd	11:18	Symonds 5 yd pass from McKee (Karty PAT)	4-55	1:31	STAN 34-VU 14
4th	1:44	Smith, E.J. 1 yd rush (Karty PAT)	8-86	5:08	STAN 41-VU 17

Stanford Drives vs. UCLA

Qtr	Time	Play	Plays-Yards	TOP	Score
2nd	4:31	Tremayne 19 yd pass from McKee (Karty PAT)	7-70	4:05	STAN 7-UCLA 14
3rd	5:30	Higgins 56 yd pass from McKee (Karty PAT)	1-56	0:10	STAN 14-UCLA 21
4th	13:06	Farrell 52 yd pass from McKee (Karty PAT)	5-80	2:16	STAN 21-UCLA 21
4th	9:10	Karty 45 yd FG	7-45	3:46	STAN 24-UCLA 28

Stanford Drives vs. Oregon

Qtr	Time	Play	Plays-Yards	TOP	Score
1st	10:30	Karty 25 yd FG	11-50	4:24	STAN 3-ORE 0
1st	6:25	Tremayne 18 yd pass from McKee (Karty PAT)	2-43	0:40	STAN 10-ORE 0
2nd	8:02	Sanders, I. 2 yd rush (Karty PAT)	12-75	6:32	STAN 17-ORE 7
4th	0:00	Higgins 2 yd pass from McKee (Karty PAT)	11-87	1:59	STAN 24-ORE 24
OT1	--	Humphreys 15 yd pass from McKee (Karty PAT)	6-25	--	STAN 31-ORE 24

Stanford Drives vs. Arizona State

Qtr	Time	Play	Plays-Yards	TOP	Score
1st	4:09	Higgins 6 yd pass from McKee (Kenney PAT)	7-75	3:03	STAN 7-ASU 7
3rd	7:32	Sanborn 32 yd FG	9-46	4:26	STAN 10-ASU 21

Stanford Drives vs. Washington State

Qtr	Time	Play	Plays-Yards	TOP	Score
1st	11:10	Yurosek 45 yd pass from McKee (Karty PAT)	7-75	3:50	STAN 7-WSU 0
1st	4:45	Karty 51 yd FG	5-15	1:10	STAN 10-WSU 0
1st	0:13	Karty 32 yd FG	8-33	3:36	STAN 13-WSU 0
2nd	0:39	Karty 31 yd FG	8-62	2:28	STAN 16-WSU 20
4th	14:06	McKee 1 yd rush (McKee rush GOOD)	9-74	5:23	STAN 24-WSU 27
4th	7:32	Jones 8 yd pass from McKee (Karty PAT)	11-85	5:28	STAN 31-WSU 27

Stanford Drives vs. Washington

Qtr	Time	Play	Plays-Yards	TOP	Score
1st	7:56	Karty 35 yd FG	13-58	7:04	STAN 3-UW 0
4th	12:52	McKee 1 yd rush (Karty PAT)	16-75	7:25	STAN 10-UW 12
4th	7:05	Karty 43 yd FG	7-29	3:25	STAN 13-UW 12

Kansas State Drives vs. Stanford

Qtr	Time	Play	Plays-Yards	TOP	Score
1st	3:06	Thompson 6 yd run (Winkel PAT)	2-62	0:56	STAN 0-KSU 7
2nd	6:17	Vaughn 59 yd run (Winkel PAT)	3-71	1:39	STAN 0-KSU 14
4th	10:08	Winkel 40 yd FG	9-44	4:43	STAN 0-KSU 17
4th	7:10	Thompson 13 yd run (Winkel PAT)	2-20	0:46	STAN 0-KSU 24

USC Drives vs. Stanford

Qtr	Time	Play	Plays-Yards	TOP	Score
2nd	13:28	Ingram 2 yd run (Stadthaus PAT)	15-95	5:26	STAN 7-USC 7
2nd	1:56	Stadthaus 24 yd FG	15-68	6:38	STAN 14-USC 10
3rd	9:14	Stadthaus 33 yd FG	12-59	5:46	STAN 21-USC 13
4th	5:54	London 11 yd pass from Slovis (Stadthaus PAT)	9-75	3:22	STAN 42-USC 20
4th	0:46	Barlow 4 yd run (Bryant Jr. pass)	10-69	2:39	STAN 42-USC 28

Vanderbilt Drives vs. Stanford

Qtr	Time	Play	Plays-Yards	TOP	Score
1st	7:35	Davis 1 yd rush (Bulovas PAT)	14-75	5:02	STAN 7-VU 7
2nd	4:19	Boddie 3 yd pass from Seals (Bulovas PAT)	14-98	7:16	STAN 14-VU 14
3rd	8:26	Bulovas 34 yd FG	9-59	2:52	STAN 34-VU 17
4th	0:00	Johnson 26 yd pass from Wright (no PAT)	8-75	1:44	STAN 41-VU 23

UCLA Drives vs. Stanford

Qtr	Time	Play	Plays-Yards	TOP	Score
1st	12:12	Thompson-Robinson 1 yd run (Barr-Mira PAT)	4-13	2:16	STAN 0-UCLA 7
1st	0:15	Charbonnet 5 yd rush (Barr-Mira PAT)	17-88	8:00	STAN 0-UCLA 14
2nd	0:23	Thompson-Robinson 2 yd run (Barr-Mira PAT)	7-55	1:17	STAN 7-UCLA 21
4th	12:56	Phillips 75 yd pass from Thompson-Robinson (Barr-Mira PAT)	1-75	0:10	STAN 21-UCLA 28
4th	2:30	Phillips 5 yd pass from Thompson-Robinson (Barr-Mira PAT)	13-75	6:40	STAN 24-UCLA 25

Oregon Drives vs. Stanford

Qtr	Time	Play	Plays-Yards	TOP	Score
2nd	14:34	Brown 3 yd rush (Lewis PAT)	8-55	2:31	STAN 10-ORE 7
3rd	8:32	Verdell 1 yd rush (Lewis PAT)	8-48	3:48	STAN 17-ORE 14
3rd	0:53	Lewis 22 yd FG	12-34	6:16	STAN 17-ORE 17
4th	9:32	Brown 5 yd rush (Lewis PAT)	5-80	2:11	STAN 17-ORE 24

Arizona State Drives vs. Stanford

Qtr	Time	Play	Plays-Yards	TOP	Score
1st	7:12	Daniels, J. 51 yd rush (Zendejas PAT)	9-87	4:01	STAN 0-ASU 7
1st	1:05	White, R. 5 yd rush (Zendejas PAT)	7-75	3:04	STAN 7-ASU 14
2nd	10:24	Badger 22 yd rush (Zendejas PAT)	6-80	2:14	STAN 7-ASU 21
3rd	2:38	Pierce, D. 27 yd interception (Zendejas PAT)	--	--	STAN 7-ASU 28

Washington State Drives vs. Stanford

Qtr	Time	Play	Plays-Yards	TOP	Score
2nd	13:24	Harris 32 yd pass from de Laura (Janikowski PAT)	3-70	1:49	STAN 13-WSU 7
2nd	9:21	Jackson Jr. 31 yd pass from de Laura (Janikowski PAT blocked)	6-55	2:58	STAN 13-WSU 13
2nd	3:07	Stribling 10 yd pass from de Laura (Janikowski PAT)	1-10	0:07	STAN 13-WSU 20
3rd	4:34	Borghgi 2 yd rush (Janikowski PAT)	7-66	3:29	STAN 16-WSU 27
4th	1:30	Borghgi 2 yd rush (Janikowski PAT)	6-70	1:56	STAN 31-WSU 34

Washington Drives vs. Stanford

Qtr	Time	Play	Plays-Yards	TOP	Score
2nd	14:07	Henry 24 yd FG	12-57	5:39	STAN 3-UW 3
2nd	6:39	Henry 37 yd FG	8-50	4:37	STAN 3-UW 6
2nd	0:00	Henry 32 yd FG	13-81	3:00	STAN 3-UW 9
3rd	5:17	Henry 36 yd FG	6-18	2:37	STAN 3-UW 12
4th	0:21	McMillan 20 yd pass from Morris (Jackson rush)	8-67	2:30	STAN 13-UW 20

2021 STATISTICS | SCORING DRIVES

Stanford Drives vs. Utah

Qtr	Time	Play	Plays-Yards	TOP	Score
3rd	10:14	Sanders 4 yd rush (Karty PAT)	9-64	4:46	STAN 7-UTAH 38

Stanford Drives at Oregon State

Qtr	Time	Play	Plays-Yards	TOP	Score
3rd	10:24	Yurosek 8 yd pass from Patu (Karty PAT)	7-75	3:00	STAN 7-OSU 21
4th	6:25	Peat 18 yd rush (Karty PAT)	14-75	6:54	STAN 14-OSU 35

Stanford Drives vs. California

Qtr	Time	Play	Plays-Yards	TOP	Score
2nd	0:00	Karty 32 yd FG	6-41	0:34	STAN 3-CAL 14
4th	12:48	Austin Jones 1 yd run (McKee pass to Humphreys GOOD)	13-80	3:33	STAN 11-CAL 27

Utah Drives vs. Stanford

Qtr	Time	Play	Plays-Yards	TOP	Score
1st	10:57	Thomas 10 yd rush (Redding PAT)	9-65	4:03	STAN 0-UTAH 7
1st	6:15	Thomas 5 yd rush (Redding PAT)	6-68	2:33	STAN 0-UTAH 14
2nd	14:31	Thomas 58 yd rush (Redding PAT)	1-58	0:12	STAN 0-UTAH 21
2nd	6:37	Thomas 11 yd rush (Redding PAT)	10-90	4:17	STAN 0-UTAH 28
2nd	3:10	Pledger 96 yd rush (Redding PAT)	1-96	0:16	STAN 0-UTAH 35
2nd	0:00	Redding 29 yd FG	9-52	1:07	STAN 0-UTAH 38
4th	12:11	Lloyd 2 yd interception (Redding PAT)	--	--	STAN 7-UTAH 45
4th	1:48	Bernard 11 yd rush (Redding PAT)	9-65	5:18	STAN 7-UTAH 52

Oregon State Drives vs. Stanford

Qtr	Time	Play	Plays-Yards	TOP	Score
1st	6:30	Nolan 4 yd rush (Hayes PAT)	16-75	7:29	STAN 0-OSU 7
2nd	0:17	Colletto 2 yd rush (Hayes PAT)	10-63	3:28	STAN 0-OSU 14
3rd	13:24	Bradford 67 yd pass from Nolan (Hayes PAT)	3-75	1:36	STAN 0-OSU 21
3rd	2:40	Baylor 6 yd rush (Hayes PAT)	12-80	5:06	STAN 7-OSU 28
4th	13:19	Quitoriano 5 yd pass from Nolan (Hayes PAT)	6-34	2:02	STAN 7-OSU 35

California Drives vs. Stanford

Qtr	Time	Play	Plays-Yards	TOP	Score
2nd	12:07	Clark 84 yd pass from Garbers (Longhetto PAT)	4-95	2:04	STAN 0-CAL 7
2nd	5:38	Brooks 1 yd pass from Garbers (Longhetto PAT)	11-80	5:21	STAN 0-CAL 14
3rd	11:05	Longhetto 24 yd FG	9-69	3:55	STAN 3-CAL 17
3rd	4:40	Longhetto 34 yd FG	6-81	3:47	STAN 3-CAL 20
3rd	1:26	Dancy 76 yd run (Longhetto PAT)	2-80	0:53	STAN 3-CAL 27
4th	10:30	Dancy 2 yd run (Longhetto PAT)	4-39	2:15	STAN 11-CAL 34
4th	5:00	Street 5 yd run (Longhetto PAT)	8-60	4:39	STAN 11-CAL 41

2021 STATISTICS | SUPERLATIVES

INDIVIDUAL SINGLE-GAME SUPERLATIVES

CATEGORY	NO.	STANFORD
Rushes	16	Jones, Austin vs Washington (Oct 30, 2021)
Yards Rushing	115	Peat, Nathaniel at USC (Sep 11, 2021)
TD Rushes	1	last: Jones, Austin vs. Cal (Nov 20, 2021)
Long Rush	87	Peat, Nathaniel at USC (Sep 11, 2021)
Pass attempts	45	McKee, Tanner at Arizona St. (Oct 08, 2021)
Pass completions	27	McKee, Tanner at Arizona St. (Oct 08, 2021)
Yards Passing	356	McKee, Tanner at Arizona St. (Oct 08, 2021)
TD Passes	3	McKee, Tanner vs UCLA (Sep 25, 2021)
		McKee, Tanner vs Oregon (Oct 02, 2021)
Long Pass	56	McKee, Tanner vs UCLA (Sep 25, 2021)
Receptions	9	Jones, Austin at Washington St. (Oct 16, 2021)
Yards Receiving	118	Yurosek, Benjamin at Arizona St. (Oct 08, 2021)
TD Receptions	1	last: Yurosek, Benjamin at Oregon St. (Nov 13, 2021)
Long Reception	56	Higgins, Elijah vs UCLA (Sep 25, 2021)
Field Goals	3	Karty, Joshua at Washington St. (Oct 16, 2021)
Long Field Goal	51	Karty, Joshua at Washington St. (Oct 16, 2021)
Punts	7	Sanborn, Ryan vs UCLA (Sep 25, 2021)
		Sanborn, Ryan vs Utah (Nov 05, 2021)
Punting Avg	49.4	Sanborn, Ryan vs UCLA (Sep 25, 2021)
Long Punt	60	Sanborn, Ryan vs Utah (Nov 05, 2021)
Punts inside 20	3	Sanborn, Ryan at Arizona St. (Oct 08, 2021)
Long Punt Return	48	Filkins, Casey at Vanderbilt (Sep 18, 2021)
Long Kickoff Return	40	Farrell, Bryce vs UCLA (Sep 25, 2021)
Tackles	12	Damuni, Levani vs UCLA (Sep 25, 2021)
		Damuni, Levani at Washington St. (Oct 16, 2021)
		Damuni, Levani vs Washington (Oct 30, 2021)
		Mangum-Farrar, Jacob at Oregon St. (Nov 13, 2021)
Sacks	1.5	Booker, Thomas vs UCLA (Sep 25, 2021)
		Miezan, Ricky vs UCLA (Sep 25, 2021)
Tackles For Loss	3.0	Reid, Gabe at Oregon St. (Nov 13, 2021)
Interceptions	1	Kelly, Kyu Blu vs Kansas State (Sep 04, 2021)
		Kelly, Kyu Blu at USC (Sep 11, 2021)
		Wyrick, Jimmy at Vanderbilt (Sep 18, 2021)
		Reid, Gabe vs Oregon (Oct 02, 2021)
		McGill, Jonathan vs California (Nov 20, 2021)

CATEGORY	NO.	OPPONENT
Rushes	24	Charbonnet, Zac, vs UCLA (Sep 25, 2021)
Yards Rushing	177	Thomas,Tavion, vs Utah (Nov 05, 2021)
TD Rushes	4	Thomas,Tavion, vs Utah (Nov 05, 2021)
Long Rush	96	Pledger,T.J., vs Utah (Nov 05, 2021)
Pass attempts	42	Slovis,Kedon, at USC (Sep 11, 2021)
Pass completions	27	Slovis,Kedon, at USC (Sep 11, 2021)
Yards Passing	289	de Laura,Jayden, at Washington St. (Oct 16, 2021)
TD Passes	3	de Laura,Jayden, at Washington St. (Oct 16, 2021)
Long Pass	84	Garbers,Chase, vs California (Nov 20, 2021)
Receptions	6	last: McMillan,Jalen, vs Washington (Oct 30, 2021)
		Oduze,Rome, vs Washington (Oct 30, 2021)
Yards Receiving	135	Clark,Trevon, vs California (Nov 20, 2021)
TD Receptions	2	Philips, Kyle, vs UCLA (Sep 25, 2021)
Long Reception	84	Clark,Trevon, vs California (Nov 20, 2021)
Field Goals	4	Henry,Peyton, vs Washington (Oct 30, 2021)
Long Field Goal	40	Winkel, Taiten, vs Kansas State (Sep 04, 2021)
Punts	6	Smith,Harrison, at Vanderbilt (Sep 18, 2021)
		Akers,Luke, vs UCLA (Sep 25, 2021)
Punting Avg	48.5	Griffiths,Ben, at USC (Sep 11, 2021)
Long Punt	60	Akers,Luke, vs UCLA (Sep 25, 2021)
Punts inside 20	2	Griffiths,Ben, at USC (Sep 11, 2021)
		Akers,Luke, vs UCLA (Sep 25, 2021)
Long Punt Return	59	Snee,Tom, vs Oregon (Oct 02, 2021)
Long Kickoff Return	22	Philips, Kyle, vs UCLA (Sep 25, 2021)
Tackles	16	Bruener,Carson, vs Washington (Oct 30, 2021)
Sacks	2.0	Johnson,Tyler, at Arizona St. (Oct 08, 2021)
		Tunuufi,Voi, vs Washington (Oct 30, 2021)
Tackles For Loss	5.0	Lloyd,Devin, vs Utah (Nov 05, 2021)
Interceptions	1	last: Hearn III,Lu-M, vs California (Nov 20, 2021)
		Gamble,Collin, vs California (Nov 20, 2021)

TEAM SINGLE-GAME SUPERLATIVES

CATEGORY	NO.	STANFORD
Rushes	35	vs Oregon (Oct 02, 2021)
		at Washington St. (Oct 16, 2021)
Yards Rushing	204	at Vanderbilt (Sep 18, 2021)
Yards Per Rush	7.6	at Vanderbilt (Sep 18, 2021)
TD Rushes	3	at USC (Sep 11, 2021)
		at Vanderbilt (Sep 18, 2021)
Pass attempts	45	at Arizona St. (Oct 08, 2021)
Pass completions	27	at Arizona St. (Oct 08, 2021)
Yards Passing	356	at Arizona St. (Oct 08, 2021)
Yards Per Pass	10.2	at USC (Sep 11, 2021)
TD Passes	3	vs UCLA (Sep 25, 2021)
		vs Oregon (Oct 02, 2021)
Total Plays	71	vs Oregon (Oct 02, 2021)
Total Offense	422	at Vanderbilt (Sep 18, 2021)
Yards Per Play	7.5	at Vanderbilt (Sep 18, 2021)
Points	42	at USC (Sep 11, 2021)
Sacks By	4	vs UCLA (Sep 25, 2021)
First Downs	23	vs Oregon (Oct 02, 2021)
Penalties	10	vs Oregon (Oct 02, 2021)
Penalty Yards	65	vs Kansas State (Sep 04, 2021)
Turnovers	3	at Arizona St. (Oct 08, 2021)
		vs Washington (Oct 30, 2021)
		at Oregon St. (Nov 13, 2021)
Interceptions By	1	vs Kansas State (Sep 04, 2021)
		at USC (Sep 11, 2021)
		at Vanderbilt (Sep 18, 2021)
		vs Oregon (Oct 02, 2021)
		vs California (Nov 20, 2021)
Punts	7	vs UCLA (Sep 25, 2021)
		vs Utah (Nov 05, 2021)
Punting Avg	49.4	vs UCLA (Sep 25, 2021)
Long Punt	60	vs Utah (Nov 05, 2021)
Punts inside 20	3	at Arizona St. (Oct 08, 2021)
Long Punt Return	48	at Vanderbilt (Sep 18, 2021)

CATEGORY	NO.	OPPONENT
Rushes	54	vs Oregon (Oct 02, 2021)
Yards Rushing	441	vs Utah (Nov 05, 2021)
Yards Per Rush	10.4	vs California (Nov 20, 2021)
TD Rushes	6	vs Utah (Nov 05, 2021)
Pass attempts	42	at USC (Sep 11, 2021)
Pass completions	27	at USC (Sep 11, 2021)
Yards Passing	289	at Washington St. (Oct 16, 2021)
Yards Per Pass	10.3	vs Kansas State (Sep 04, 2021)
TD Passes	3	at Washington St. (Oct 16, 2021)
Total Plays	84	at Vanderbilt (Sep 18, 2021)
Total Offense	636	vs California (Nov 20, 2021)
Yards Per Play	10.1	vs California (Nov 20, 2021)
Points	52	vs Utah (Nov 05, 2021)
Sacks By	5	at Arizona St. (Oct 08, 2021)
		vs Utah (Nov 05, 2021)
First Downs	30	vs Utah (Nov 05, 2021)
Penalties	10	vs Oregon (Oct 02, 2021)
Penalty Yards	111	at USC (Sep 11, 2021)
Turnovers	2	vs California (Nov 20, 2021)
Interceptions By	3	at Arizona St. (Oct 08, 2021)
Punts	6	at Vanderbilt (Sep 18, 2021)
		vs UCLA (Sep 25, 2021)
Punting Avg	48.5	at USC (Sep 11, 2021)
Long Punt	60	vs UCLA (Sep 25, 2021)
Punts inside 20	2	at USC (Sep 11, 2021)
		vs UCLA (Sep 25, 2021)
		vs Oregon (Oct 02, 2021)
Long Punt Return	59	vs UCLA (Sep 25, 2021)
Long Punt Return	59	vs UCLA (Sep 25, 2021)

2021 STATISTICS | MISCELLANEOUS

SCORING

SCORING	TD	FGS	KICK	PAT RUSH	PAT RCV	PAT PASS	PAT DXP	SAF	POINTS
Karty, Joshua	0	10-14	25-25	0-0	0	0-0	0	0	55
Tremayne, Brycen	5	0-0	0-0	0-0	0	0-0	0	0	30
McKee, Tanner	4	0-0	0-0	1-1	0	1-1	0	0	26
Higgins, Elijah	4	0-0	0-0	0-0	0	0-0	0	0	24
Sanders, Isaiah	3	0-0	0-0	0-0	0	0-0	0	0	18
Peat, Nathaniel	3	0-0	0-0	0-0	0	0-0	0	0	18
Yurosek, Benjamin	2	0-0	0-0	0-0	0	0-0	0	0	12
Jones, Austin	2	0-0	0-0	0-0	0	0-0	0	0	12
Humphreys, John	1	0-0	0-0	0-0	1	0-0	0	0	8
Symonds, Jay	1	0-0	0-0	0-0	0	0-0	0	0	6
Smith, E.J.	1	0-0	0-0	0-0	0	0-0	0	0	6
Farrell, Bryce	1	0-0	0-0	0-0	0	0-0	0	0	6
Kelly, Kyu Blu	1	0-0	0-0	0-0	0	0-0	0	0	6
Sanborn, Ryan	0	1-1	0-0	0-0	0	0-0	0	0	3
Kenney, Emmet	0	0-0	1-1	0-0	0	0-0	0	0	1
Total.....	28	11-15	26-26	1-1	1	1-1	0	0	231
Opponents.....	44	12-16	40-41	1-1	1	1-1	0	0	344

FIELD GOAL ACCURACY

NAME	FGM-FGA	PCT	10-19	20-29	30-39	40-49	50+	LONG	BLK
KARTY, JOSH	10-14	.714	--	1-1	5-5	3-4	1-4	51	1
SANBORN, RYAN	1-1	1.000	--	--	1-1	--	--	32	0

FG SEQUENCE	STANFORD	OPPONENTS
Kansas State	--	(40)
USC	49	(24), (33)
Vanderbilt	(46), (35)	(34)
UCLA	51, (45), 54	42
Oregon	(25)	(22)
Arizona State	(32)	35
Washington State	(51), (32), (31)	
Washington	(35), (43)	(24), (37), (32), (35)
Utah	--	(29)
Oregon State	55	56
California	(32)	(24), (34)

Numbers in (parentheses) indicate field goal was made.

STANFORD IN THE RED ZONE

Possessions	33
Total scores	29
Percentage	87.9%
Points Scored	177
Touchdowns (rush/pass)	22 (9/13)
Field goals	7
Missed field goals	0
On downs	3
Turnovers	1
Clock	0

OPPONENTS IN THE RED ZONE

Possessions	49
Total scores	41
Percentage	83.7%
Points Scored	245
Touchdowns (rush/pass)	30 (23/7)
Field goals	11
Missed field goals	2
On downs	4
Turnovers	0
Clock	1

STANFORD NON-OFFENSIVE TOUCHDOWNS

YDS	PLAY	PLAYER	OPPONENT
31	Interception	Kyu Blu Kelly	USC (Sept. 11)

POINTS OFF TURNOVERS

OPPONENT	STAN TOs	OPP POINTS	OPP TOs	STAN POINTS
vs. Kansas State	2	7	1	0
at #14 USC	0	0	1	7
at Vanderbilt	0	0	1	3
#24 UCLA	0	0	0	0
#3 Oregon	0	0	1	7
at #22 Arizona State	3	7	1	0
at Washington State	1	7	0	0
Washington	3	6	0	0
Utah	2	13	1	0
Oregon State	3	14	0	0
California	2	0	2	0
Total	13	54	6	17

2021 STATISTICS | GAME CAPSULES

GAME-BY-GAME CAPSULES

GAME	1ST DOWNS	RUSHING		PASSING			TOTAL	3RD DOWN	TIME OF
	R-PS-PN	ATT-YDS	TD	C-ATT-INT	YDS	TD	PLAYS-YDS	CONV.	POSSESSION
Stanford	3-9-2	22-39	0	23-30-2	194	1	52-233	4-12	32:53
vs. KANSAS STATE	8-5-2	31-200	3	9-14-1	144	0	45-344	2-7	27:07
Stanford	18-4-9	30-141	3	16-23-0	234	2	53-375	5-10	27:58
at USC	24-13-10	33-185	2	27-42-1	223	1	75-408	6-14	32:02
Stanford	7-10-3	27-204	3	19-29-0	218	2	56-422	2-9	28:38
at VANDERBILT	13-10-0	44-247	1	18-40-1	151	2	84-398	5-18	31:22
Stanford	2-9-0	22-67	0	19-32-0	293	3	54-360	5-14	22:25
UCLA	13-11-0	52-204	3	18-29-0	251	2	81-455	10-18	37:35
Stanford	7-12-4	35-124	1	20-36-0	230	3	71-354	5-14	29:31
OREGON	12-9-0	54-228	3	14-26-1	186	0	80-414	6-16	30:29
Stanford	1-16-3	20-9	0	27-45-3	356	1	65-356	5-14	28:06
at ARIZONA STATE	12-8-1	44-255	3	14-23-0	175	0	67-430	7-13	31:54
Stanford	6-12-2	35-76	1	23-32-0	273	2	67-349	5-13	32:59
at WASHINGTON STATE	7-11-2	27-100	2	17-30-0	289	3	57-389	3-10	27:01
Stanford	5-10-2	27-71	1	21-32-2	194	0	59-265	4-12	29:50
WASHINGTON	15-6-0	42-229	0	17-25-0	146	1	67-375	5-13	30:10
Stanford	4-6-1	31-83	1	15-23-1	85	0	54-168	3-13	29:38
UTAH	23-7-1	46-441	6	13-22-0	140	0	68-581	7-11	30:22
Stanford	9-5-1	27-136	1	10-22-2	94	1	49-230	4-11	23:13
at OREGON STATE	14-11-4	51-218	3	19-25-0	257	2	76-475	10-15	36:47
Stanford	4-13-4	26-43	1	26-43-2	239	0	69-282	4-12	28:17
CALIFORNIA	12-10-0	34-352	3	19-29-1	284	2	63-636	6-12	31:43

2021 CENTURY CLUB

RUSHING [1]

Yards _____ Attempts _____ Name, Opponent _____
 115 _____ 6 _____ Nathaniel Peat, USC (Sept. 11)

RECEIVING [3]

Yards _____ Receptions _____ Name, Opponent _____
 103 _____ 5 _____ Elijah Higgins, UCLA (Sept. 25)
 118 _____ 6 _____ Benjamin Yurosek, Arizona State (Oct. 8)
 110 _____ 7 _____ Elijah Higgins, Arizona State (Oct. 8)

2021 STATISTICS | THE LAST TIME ... STANFORD

Team

300+ yards passing.....	356 at #22 Arizona State	10/8/21
400+ yards passing.....	428 at UCLA	12/19/20
500+ yards passing.....	504 at Washington State	11/16/19
<100 yards passing.....	94, at Oregon State	11/13/21
300+ yards rushing.....	331 vs. Arizona State	9/30/17
400+ yards rushing.....	405 vs. UCLA	9/23/17
500+ yards total offense.....	560 at UCLA	12/19/20
600+ yards total offense.....	656 vs. Rice	8/26/17
<200 yards total offense.....	168 vs. Utah	11/5/21
<150 yards total offense.....	145 at Arizona State	10/21/06
Top-25 win at home.....	31-24 (OT) vs. #3 Oregon	10/02/21
Top-20 win at home.....	31-24 (OT) vs. #3 Oregon	10/02/21
Top-15 win at home.....	31-24 (OT) vs. #3 Oregon	10/02/21
Top-10 win at home.....	31-24 (OT) vs. #3 Oregon	10/02/21
Top-5 win at home.....	31-24 (OT) vs. #3 Oregon	10/02/21
Top-25 win on road.....	42-28 at #14 USC	9/11/21
Top-20 win on road.....	42-28 at #14 USC	9/11/21
Top-15 win on road.....	42-28 at #14 USC	9/11/21
Top-10 win in neutral.....	45-16 vs. #6 Iowa	1/1/16 (Rose Bowl)
Top-10 win on road.....	41-31 at #6 USC	9/19/15
Top-5 win on road.....	17-14 (ot) at #1 Oregon	11/17/12
Forced 5+ turnovers.....	5 at California	11/22/14
Threw 3+ interceptions.....	3 at #22 Arizona State	10/8/21
No turnovers.....	vs. #3 Oregon	10/02/21
4+ turnovers and won.....	4 vs. Oregon State	11/10/12
No offensive touchdown.....	vs. #16 Oregon	9/21/19
2+ defensive touchdowns.....	vs. Washington State	9/28/13
2+ interceptions returned for touchdowns.....	vs. Washington State	9/28/13
Defensive shutout at home.....	35-0 vs. Army	9/13/14
Defensive shutout on road.....	48-0 at Colorado	11/3/12
Overtime game.....	31-24 (10T) vs. #3 Oregon	10/02/21
Two-point conversion.....	vs. California (McKee pass to Humphreys)	11/20/21
20+ points in a quarter.....	24 (2nd) vs. Arizona	10/26/19
30+ points in a half.....	31 (1st) vs. Arizona	10/26/19
40+ points in a game.....	41 at Vanderbilt	9/18/21

Individual

Rushing	
100+ yards.....	Nathaniel Peat (115) at #14 USC 9/11/21
200+ yards.....	Bryce Love (301) vs. Arizona State 9/30/17
50+ yard rush.....	Austin Jones (61) at Vanderbilt 09/18/21
75+ yard rush.....	Nathaniel Peat (87) at #14 USC 9/11/21
30+ rushing attempts.....	Austin Jones (31) at #23 Washington 12/5/20
40+ rushing attempts.....	Tyler Gaffney (45) vs. Oregon 11/7/13
Two 100-yard rushers.....	Bryce Love (111), Christian McCaffrey (204) vs. Rice 11/26/16
Rushing and receiving TD.....	Cameron Scarlett (3, 46) at California 12/1/18
Rushing, receiving and passing TD.....	Kevin Hogan (7, 11, 28), Christian McCaffrey (10, 28, 11) vs. USC 12/5/15 (Pac-12 Championship Game)
Two players with rushing and receiving TD.....	Kevin Hogan (7, 11), Christian McCaffrey (10, 28) vs. USC 12/5/15 (Pac-12 Championship Game)
100 yards rushing and receiving.....	Christian McCaffrey (172, 105) vs. Iowa 1/1/16 (Rose Bowl)
Passing	
300+ yards.....	Tanner McKee (356) at #22 Arizona State 10/8/21
350+ yards.....	Davis Mills (428) at UCLA 12/19/20
400+ yards.....	Davis Mills (428) at UCLA 12/19/20
500+ yards.....	Davis Mills (504) at Washington State 11/16/19
30+ completions.....	Davis Mills (32) at UCLA 12/19/20
50+ attempts.....	Davis Mills (56) vs. Colorado 11/14/20
50+ yard completion.....	Tanner McKee to Elijah Higgins (56) vs. #24 UCLA 09/25/21
75+ yard completion.....	K.J. Costello to Simi Fehoko (79) at Colorado 11/9/19
90+ yard completion.....	Kevin Hogan to Bryce Love (93) vs. UCF 9/12/15
4+ touchdowns.....	Davis Mills (4) at Oregon State 9/28/19
5+ touchdowns.....	K.J. Costello (5) at UCLA 11/24/18
6+ touchdowns.....	John Elway (6) vs. Oregon State 11/1/80
Non-QB threw touchdown pass.....	Colby Parkinson to Davis Mills at Oregon State 9/28/19
Receiving	
10+ receptions.....	Simi Fehoko (16) at UCLA 12/19/20
100+ yards.....	Benjamin Yurosek (118), Elijah Higgins (110) at #22 Arizona State 10/8/21
150+ yards.....	Simi Fehoko (230) at UCLA 12/19/20
200+ yards.....	Simi Fehoko (230) at UCLA 12/19/20
250+ yards.....	Troy Walters (278) vs. #18 UCLA 9/25/99
Two 100-yard receivers.....	Benjamin Yurosek (118), Elijah Higgins (110) at #22 Arizona State 10/8/21

Individual

Defense	
15+ tackles.....	Zach Hoffpauir (15) vs. Washington State 10/10/14
20+ tackles.....	Dave Wyman (27) at #16 California 11/22/86
2+ interceptions.....	Paulson Adebode (2) vs. Arizona 10/26/19
3+ sacks.....	Henry Anderson (3.0) vs. Utah 11/15/14
Interception and Fumble Recovery.....	Levani Damuni (1-1) at #12 Oregon 11/7/20
Two players with 2+ sacks.....	Peter Kalambayi (2.5), Jordan Watkins (2) vs. Kansas State 9/2/16
Interception return for TD.....	Kyu Blu Kelly (31) at #14 USC 9/11/21
Fumble return for TD.....	Jonathan McGill (28 yards) at #17 UCF 9/14/19
Safety.....	Bobby Okereke (Sack) vs. San Diego State 8/31/18
Special Teams	
50+ yard FG.....	Joshua Karty (51) at Washington State 10/16/21
Kickoff return for TD.....	Christian McCaffrey (98) vs. California 11/21/15
Opening kickoff return for TD.....	Ty Montgomery (99) vs. Washington 10/5/13
Fumble return for TD on kickoff.....	Usua Amanam (11) at #15 UCLA 11/24/12
Kickoff return TD and receiving TD.....	Christian McCaffrey (98, 49) vs. Cal 11/21/15
Punt return for TD.....	Christian McCaffrey (63) vs. Iowa 1/1/16 (Rose Bowl)
Punt return for TD and receiving TD.....	Christian McCaffrey (63, 75) vs. Iowa 1/1/16 (Rose Bowl)
Blocked punt return for TD.....	Brycen Tremayne (0) [Spencer Jorgensen block] vs. UCLA 10/17/19
Blocked punt for safety.....	Team block vs. Arizona State 9/21/13
Blocked FG return for TD.....	Max Bergen (75) [Bergen block] vs. Colorado 10/8/11
Blocked FG.....	Simi Fehoko at California 11/27/20
Blocked punt.....	Spencer Jorgensen vs. UCLA 10/17/19
Blocked PAT.....	Thomas Booker at Washington State 10/16/21
Two blocked kicks.....	Simi Fehoko (FG), Thomas Booker (PAT) at California 11/27/20
Two blocked punts.....	Team (12), Ben Gardner (24) vs. Arizona State 9/21/13
Touchdown on fake FG.....	Bo McNally at Oregon 11/8/08
Recovered an onside kick.....	10/20/01 at #5 Oregon
Recovered two onside kicks.....	10/28/00 vs. #9 Washington

2021 STATISTICS | THE LAST TIME ... OPPONENT

Team

300+ yards passing	520 at Washington State	11/16/19
400+ yards passing	520 at Washington State	11/16/19
500+ yards passing	520 at Washington State	11/16/19
<100 yards passing	33 vs. Oregon	10/14/17
300+ yards rushing	352, vs. California	11/20/21
<0 yards rushing	-26 vs. Washington State	10/10/14
No rush 10+ yards	vs. Oregon State	9/25/15
500+ yards total offense	636, vs. California	11/20/21
600+ yards total offense	636, vs. California	11/20/21
<200 yards total offense	181 vs. UCF	9/12/15
<150 yards total offense	115 vs. UC Davis	8/30/14
<100 yards total offense	76 at Colorado	11/3/12
Stanford forced 5+ turnovers	5 vs. California	11/22/14
Stanford forced 6+ turnovers	6 vs. San Jose State	9/14/02
Stanford forced 7+ turnovers	7 vs. BYU	9/11/04
Opponent threw 4+ interceptions	4 at California	11/22/14
No opponent turnovers	at Oregon State	11/16/21
No opponent offensive touchdown	vs. USC	9/8/18
Stanford shut out at home	0-42 vs. USC	11/4/06
Stanford shut out on road	0-31 at UCLA	9/30/06

Individual

Rushing

100+ yards	Christopher Brooks (131) vs. California	11/20/21
200+ yards	Brittain Brown (219) at UCLA	12/19/20
50+ yard rush	Marcel Dancy (76), Christopher Brooks (75)	vs. California, 11/20/21
60+ yard rush	Marcel Dancy (76), Christopher Brooks (75)	vs. California, 11/20/21
70+ yard rush	Marcel Dancy (76), Christopher Brooks (75)	vs. California, 11/20/21
30+ rushing attempts	Ronald Jones (30) vs. USC	12/1/17 (Pac-12 Championship Game)
40+ rushing attempts	Shane Vereen (42) vs. California	11/21/09
Two 100-yard rushers	Tavion Thomas (177), Micah Bernard (117), T.J. Pledger (107)	vs. Utah, 11/5/21
Rushing and receiving TD	Max Borghi (4, 2) at Washington State	11/16/19
Rushing, receiving and passing TD	Kenny Hill (6, 27, 11 & 93) vs. TCU	12/28/17 (Alamo Bowl)

Passing

300+ yards	Anthony Gordon (520) at Washington State	11/16/19
350+ yards	Anthony Gordon (520) at Washington State	11/16/19
400+ yards	Anthony Gordon (520) at Washington State	11/16/19
500+ yards	Anthony Gordon (520) at Washington State	11/16/19
30+ completions	Anthony Gordon (44) at Washington State	11/16/19
40+ completions	Anthony Gordon (44) at Washington State	11/16/19
50+ attempts	Anthony Gordon (60) at Washington State	11/16/19
60+ attempts	Anthony Gordon (60) at Washington State	11/16/19
50+ yard completion	Chase Garbers to Trevon Clark (84), vs. California	11/20/21
60+ yard completion	Chase Garbers to Trevon Clark (84), vs. California	11/20/21
70+ yard completion	Chase Garbers to Trevon Clark (84), vs. California	11/20/21
80+ yard completion	Chase Garbers to Trevon Clark (84), vs. California	11/20/21
90+ yard completion	Kenny Hill to Jalen Reagor (93) vs. TCU	12/28/17 (Alamo Bowl)
4+ passing touchdowns	Chase Griffin (4) at UCLA	12/19/20
5+ passing touchdowns	Anthony Gordon (5) at Washington State	11/16/19
4+ total touchdowns	Dorian Thompson-Robinson (4) vs. #24 UCLA	09/25/21
5+ total touchdowns	Anthony Gordon (5) at Washington State	11/16/19

Receiving

100+ yards	Trevon Clark (135) vs. California	11/20/21
200+ yards	Dillon Mitchell (239) at Oregon	9/22/18

Individual

Defense

15+ tackles	Carson Bruener (15) vs. Washington	10/30/21
20+ tackles	Michael Clay (20) at Oregon	11/17/12
2+ interceptions	Tedric Thompson (2) vs. Colorado	10/22/16
3+ sacks	Jerry Tiller (4.0) at Notre Dame	9/29/18
4+ sacks	Jerry Tiller (4.0) at Notre Dame	9/29/18
5+ sacks	Mkristo Bruce (5.0) vs. Washington State	9/23/06
Interception return for TD	Devin Lloyd (2) vs. Utah	11/5/21
Fumble return for TD	Khalid Kareem (0) vs. #15 Notre Dame	11/30/19
Safety	Martin Andrus at UCLA	11/24/18

Special Teams

Kickoff return for TD	Darnay Holmes (93) at UCLA	11/24/18
Punt return for TD	Desmon White (76) vs. TCU	12/28/17 (Alamo Bowl)
Blocked FG return for TD	Rodney Hardrick (75) [Wade Kelikipi block] vs. Oregon	11/7/13
Blocked FG	Teagan Quitariano at Oregon State	11/13/21
Blocked punt	Isaiah Foskey vs. #15 Notre Dame	11/30/19
Blocked PAT	Lee Butler vs. Duke	9/8/12

2021 STATISTICS | QUARTERBACKS

#0 Isaiah Sanders

OPPONENT	COMP-ATT-INT	YDS	TD	LONG
vs. Kansas State				--
at #14 USC				--
at Vanderbilt				--
#24 UCLA				--
#3 Oregon				--
at #22 Arizona State				--
at Washington State				--
Washington				--
Utah	2-3-0	29	0	27
Oregon State	1-3-0	minus 3	0	0
California	--	--	--	--
TOTALS	3-6-0	26	0	27

CAREER HIGHS

Pass attempts	3, 11/05/21 vs. Utah
Pass completions	2, 11/05/21 vs. Utah
Passing yards	29, 11/05/21 vs. Utah
Passing TDs	0
Long	27, 11/05/21 vs. Utah
Total Offense	34, 11/05/21 vs. Utah

CAREER TOTALS

400-yard passing games	0
300-yard passing games	0
200-yard passing games	0
Multiple TD pass games	0
Record as a starter	0-1 (.000)

RUSHING

OPPONENT	ATT-YDS-TD	LONG
vs. Kansas State	0-0-0	--
at #14 USC	2-5-1	3
at Vanderbilt	1-0-0	0
#24 UCLA	1-minus 2-0	0
#3 Oregon	1-2-1	1
at #25 Arizona State	0-0-0	--
at Washington State		DNP
Washington	2-8-0	5
Utah	5-6-1	4
at Oregon State	9-37-0	11
California	--	--
TOTALS	21-56-3	11

CAREER HIGHS

Rushing attempts	9, 11/13/21 at Oregon State
Rushing yards	37, 11/13/21 at Oregon State
Long	11, 11/13/21 at Oregon State
Rushing TDs	2, 12/19/20 at UCLA
100-yard rushing games	0

#11 Ari Patu

OPPONENT	COMP-ATT-INT	YDS	TD	LONG
vs. Kansas State				DNP
at #14 USC				DNP
at Vanderbilt				DNP
#24 UCLA				DNP
#3 Oregon				DNP
at #22 Arizona State				DNP
at Washington State				DNP
Washington				DNP
Utah	1-2-0	minus-3	0	0
at Oregon State	7-14-1	51	1	15
TOTALS	8-16-1	48	1	15

CAREER HIGHS

Pass attempts	14, 11/13/21 at Oregon State
Pass completions	7, 11/13/21 at Oregon State
Passing yards	51, 11/13/21 at Oregon State
Passing TDs	1, 11/13/21 at Oregon State
Long	15, 11/13/21 at Oregon State
Total Offense	82, 11/13/21 at Oregon State

CAREER TOTALS

400-yard passing games	0
300-yard passing games	0
200-yard passing games	0
Multiple TD pass games	0
Record as a starter	0-1 (.000)

RUSHING

OPPONENT	ATT-YDS-TD	LONG
vs. Kansas State		DNP
at #14 USC		DNP
at Vanderbilt		DNP
#24 UCLA		DNP
vs. Kansas State		DNP
at #22 Arizona State		DNP
at Washington State		DNP
Washington		DNP
Utah	0-0-0	DNP
at Oregon State	3-31-0	21
TOTALS	3-31-0	21

CAREER HIGHS

Rushing attempts	3, 11/13/21 at Oregon State
Rushing yards	31, 11/13/21 at Oregon State
Long	21, 11/13/21 at Oregon State
Rushing TDs	0
100-yard rushing games	0

#18 Tanner McKee

OPPONENT	COMP-ATT-INT	YDS	TD	LONG
vs. Kansas State	15-18-0	118	1	29
at #14 USC	16-23-0	234	2	49
at Vanderbilt	19-29-0	218	2	32
#24 UCLA	19-32-0	293	3	56
#3 Oregon	20-36-0	230	3	23
at #22 Arizona State	27-45-3	356	1	27
at Washington State	23-32-0	273	2	45
Washington	21-32-2	194	0	23
Utah				DNP
at Oregon State				DNP
California	26-43-2	239	0	27
TOTALS	186-290-7	2155	14	56

CAREER HIGHS

Pass attempts	45, 10/08/21 at #22 Arizona State
Pass completions	27, 10/08/21 at #22 Arizona State
Passing yards	356, 10/08/21 at #22 Arizona State
Passing TDs	3 (2x), 10/02/21 vs. #3 Oregon
Long	56, 09/25/21 vs. #24 UCLA
Total Offense	335, 09/25/21 vs. #24 UCLA

CAREER TOTALS

400-yard passing games	0
300-yard passing games	1, 10/08/21 at #22 Arizona State
200-yard passing games	7, 11/20/21 vs. California
Multiple TD pass games	5, 10/16/21 at Washington State
Record as a starter	3-5 (.4375)

RUSHING

OPPONENT	ATT-YDS-TD	LONG
vs. Kansas State	4-minus 1-0	11
at #14 USC	4-7-1	3
at Vanderbilt	4-9-1	7
#24 UCLA	8-42-0	30
#3 Oregon	9-14-0	9
at #22 Arizona State	6-minus 36-0	0
at Washington State	11-12-1	17
Washington	4-minus 15-1	1
Utah		DNP
at Oregon State		DNP
California	6-minus 10-0	4
TOTALS	56-22-4	30

CAREER HIGHS

Rushing attempts	9, 10/02/21 vs. #3 Oregon
Rushing yards	30, 09/25/21 vs. #24 UCLA
Long	30, 09/25/21 vs. #24 UCLA
Rushing TDs	3; last: 10/30/21 vs. Washington
100-yard rushing games	0

2021 STATISTICS | RUNNING BACKS

#2 Casey Filkins

OPPONENT	RUSHING			RECEIVING		
	ATT	YDS	TD	REC	YDS	TD
vs. Kansas State	0	0	0	1	6	0
at #14 USC	5	3	0	0	0	0
at Vanderbilt	4	38	0	0	0	0
#24 UCLA						DNP
#3 Oregon	0	0	0	0	0	--
at #22 Arizona State	0	0	0	2	5	0
at Washington State	2	5	0	0	0	0
Washington						DNP
Utah						DNP
at Oregon State						DNP
California						DNP
TOTALS	11	46	0	3	11	0

CAREER HIGHS

Rushing attempts	5, 09/11/21 at #14 USC
Rushing yards	38, 09/18/21 at Vanderbilt
Long	20, 09/18/21 at Vanderbilt
Rushing TDs	0
100-yard games	0
Receptions	2, 10/08/21 at #22 Arizona State
Receiving yards	6
Long	6
Receiving TDs	0
All-purpose yards	120, 09/18/21 at Vanderbilt

#8 Nathaniel Peat

OPPONENT	RUSHING			RECEIVING		
	ATT	YDS	TD	REC	YDS	TD
vs. Kansas State	3	3	0	1	minus 4	0
at #14 USC	6	115	1	0	0	0
at Vanderbilt	5	51	1	1	5	0
#24 UCLA	13	27	0	4	37	0
#3 Oregon	15	78	0	1	12	0
at #22 Arizona State	7	32	0	1	4	0
at Washington State	10	27	0	0	0	0
Washington	4	13	0	0	0	0
Utah	3	1	0	0	0	0
at Oregon State	4	35	1	2	9	0
California	6	19	0	0	0	0
TOTALS	76	401	3	10	63	0

CAREER HIGHS

Rushing attempts	15, 10/02/21 vs. #3 Oregon
Rushing yards	115, 09/11/21 at #14 USC
Long	87, 09/11/21 at #14 USC
Rushing TDs	1 (4x), last 11/13/21 at Oregon State
100-yard games	1, 09/11/21 at #14 USC
Receptions	4, 09/25/21 vs. #24 UCLA
Receiving yards	37, 09/25/21 vs. #24 UCLA
Long	21, 11/16/19 at Washington State
Receiving TDs	0
All-purpose yards	191, 11/7/20 at #12 Oregon

#20 Austin Jones

OPPONENT	RUSHING			RECEIVING		
	ATT	YDS	TD	REC	YDS	TD
vs. Kansas State	9	25	0	4	30	0
at #14 USC	10	13	0	2	54	0
at Vanderbilt	7	80	0	1	9	0
#24 UCLA						DNP
#3 Oregon	9	30	0	2	1	0
at #22 Arizona State	7	13	0	5	43	0
at Washington State	11	23	0	9	75	1
Washington	16	62	0	2	20	0
Utah	9	33	0	19	6	0
at Oregon State	10	36	0	15	8	0
California	10	28	1	8	10	0
TOTALS	98	343	1	30	256	1

CAREER HIGHS

Rushing attempts	31, 12/5/20 at #23 Washington
Rushing yards	138, 12/5/20 at #23 Washington
Long	61, 09/18/21 at Vanderbilt
Rushing TDs	2, 4x (last: 12/19/20 at UCLA)
100-yard games	3, last: 12/12/20 at Oregon State (126)
Receptions	9, 10/16/21 at Washington State
Receiving yards	75, 10/16/21 at Washington State
Long	49, 09/11/21 at #14 USC
Receiving TDs	1, 10/16/21 at Washington State
All-purpose yards	166, 12/5/20 at #23 Washington

#22 E.J. Smith

OPPONENT	RUSHING			RECEIVING		
	ATT	YDS	TD	REC	YDS	TD
vs. Kansas State	3	18	0	4	12	0
at #14 USC	1	2	0	2	14	0
at Vanderbilt	5	26	1	2	8	0
#24 UCLA						DNP
#3 Oregon						DNP
at #22 Arizona State						DNP
at Washington State						DNP
Washington	1	3	0	4	17	0
Utah	7	54	0	1	9	0
at Oregon State						DNP
California	4	6	0	1	minus 1	0
TOTALS	21	109	1	14	59	0

CAREER HIGHS

Rushing attempts	7, 11/05/21 vs. Utah
Rushing yards	54, 11/05/21 vs. Utah
Long	32, 11/05/21 vs. Utah
Rushing TDs	1, 09/18/21 at Vanderbilt
100-yard games	0
Receptions	4 (2x); 10/30/21 vs. Washington
Receiving yards	17, 10/30/21 vs. Washington
Long	11, 10/30/21 vs. Washington
Receiving TDs	0
All-purpose yards	30, 09/11/21 at #14 USC

2021 STATISTICS | RECEIVERS

#4 Michael Wilson, WR

OPPONENT	REC-YDS-TD	LONG
vs. Kansas State		DNP
at #14 USC		DNP
at Vanderbilt		DNP
#24 UCLA		DNP
#3 Oregon		DNP
at #22 Arizona State		DNP
at Washington State		DNP
Washington		DNP
Utah	2-22-0	12
at Oregon State	5-50-0	17
California	6-61-0	19
TOTALS	13-138-0	179

CAREER HIGHS

Receptions	10, 11/30/19 vs. #15 Notre Dame
Yards	114, 11/16/19 at Washington State
Long	47, 11/16/19 at Washington State
TDs	1, 7x (last: 11/27/20 at California)
100-yard games	1, 11/16/19 at Washington State (114)
All-purpose yards	114, 2x (last: 11/16/19 at Washington State)

#5 John Humphreys, WR

OPPONENT	REC-YDS-TD	LONG
vs. Kansas State	3-53-0	29
at #14 USC	3-40-0	20
at Vanderbilt	1-26-0	26
#24 UCLA	2-33-0	25
#3 Oregon	4-53-1	23
at #22 Arizona State	4-47-0	19
at Washington State		DNP
Washington		DNP
Utah		DNP
at Oregon State	0-0-0	--
California	4-35-0	12
TOTAL	21-187-1	29

CAREER HIGHS

Receptions	4 (2x), 11/20/21 vs. California
Yards	53 (2x), 10/02/21 vs. #3 Oregon
Long	30, 12/12/20 at Oregon State
TDs	1, 10/02/21 vs. #3 Oregon
100-yard games	0
All-purpose yards	53 (2x), 10/02/21 vs. #3 Oregon

#6 Elijah Higgins, WR

OPPONENT	REC-YDS-TD	LONG
vs. Kansas State	2-10-0	6
at #14 USC	5-67-1	38
at Vanderbilt	4-31-0	15
#24 UCLA	5-103-1	56
#3 Oregon	6-62-1	25
at #22 Arizona State	7-110-1	24
at Washington State	4-27-0	10
Washington	4-39-0	16
Utah		DNP
at Oregon State		DNP
California	5-42-0	15
TOTALS	42-491-4	56

CAREER HIGHS

Receptions	7, 10/08/21 at #22 Arizona State
Yards	110, 10/08/21 at #22 Arizona State
Long	56, 09/25/21 vs. #24 UCLA
TDs	1 (4x), 10/08/21 at #22 Arizona State
100-yard games	2, 10/08/21 at #22 Arizona State
All-purpose yards	110, 10/08/21 at #22 Arizona State

#19 Silas Starr, WR

OPPONENT	REC-YDS-TD	LONG
vs. Kansas State		DNP
at #14 USC	0-0-0	--
at Vanderbilt	0-0-0	--
#24 UCLA		DNP
#3 Oregon		DNP
at #22 Arizona State	1-8-0	8
at Washington State	2-19-0	12
Washington	0-0-0	--
Utah	2-15-0	9
at Oregon State	0-0-0	--
California	1-12-0	12
TOTALS	6-54-0	12

CAREER HIGHS

Receptions	2 (2x), vs. Utah (11/5/21)
Yards	19, vs. Utah (11/5/21)
Long	12 (2x), vs. California (11/20/21)
TDs	0
100-yard games	0
All-purpose yards	19, vs. Utah (11/5/21)

#25 Bryce Farrell, WR

OPPONENT	REC-YDS-TD	LONG
vs. Kansas State	0-0-0	--
at #14 USC	0-0-0	--
at Vanderbilt	0-0-0	--
#24 UCLA	2-80-1	52
#3 Oregon	0-0-0	--
at #22 Arizona State		DNP
at Washington State	3-53-0	31
Washington	2-1-0	8
Utah	3-minus 11-0	0
at Oregon State	0-0-0	--
California	1-3-0	3
TOTALS	11-126-1	52

CAREER HIGHS

Receptions	3, 10/16/21 at Washington State, 11/05/21 vs. Utah
Yards	80, 09/25/21 vs. #24 UCLA
Long	52, 09/25/21 vs. #24 UCLA
TDs	1, 09/25/21 vs. #24 UCLA
100-yard games	0
All-purpose yards	80, 09/25/21 vs. #24 UCLA

#81 Brycen Tremayne, WR

OPPONENT	REC-YDS-TD	LONG
vs. Kansas State	5-62-1	27
at #14 USC	3-49-1	25
at Vanderbilt	5-54-1	24
#24 UCLA	4-32-1	19
#3 Oregon	3-48-1	22
at #22 Arizona State		DNP
at Washington State		DNP
Washington		DNP
Utah		DNP
at Oregon State		DNP
California		DNP
TOTALS	20-245-5	27

CAREER HIGHS

Receptions	5 (2x), 09/18/21 at Vanderbilt; 09/04/21 vs. Kansas State
Yards	88, 12/19/20 at UCLA
Long	42, 12/19/20 at UCLA
TDs	1 (7x), last 09/25/21 vs. #24 UCLA
100-yard games	0
All-purpose yards	88, 12/19/20 at UCLA

#84 Benjamin Yurosek, TE

OPPONENT	REC-YDS-TD	LONG
vs. Kansas State	3-25-0	12
at #14 USC	1-10-0	10
at Vanderbilt	2-47-0	30
#24 UCLA		DNP
#3 Oregon	3-41-0	14
at #22 Arizona State	6-118-0	27
at Washington State	5-99-1	45
Washington	6-93-0	23
Utah	4-42-0	27
at Oregon State	2-27-1	19
California	5-64-0	27
TOTALS	37-566-2	45

CAREER HIGHS

Receptions	6 (2x); 10/30/21 vs. Washington
Yards	118, 10/08/21 at #22 Arizona State
Long	45, 10/16/21 at Washington State
TDs	1 (2x), 11/13/21 at Oregon State
100-yard games	1, 10/08/21 at #22 Arizona State
All-purpose yards	118, 10/08/21 at #22 Arizona State

#87 Bradley Archer, TE

OPPONENT	REC-YDS-TD	LONG
vs. Kansas State	0-0-0	--
at #14 USC	0-0-0	--
at Vanderbilt	0-0-0	--
#24 UCLA	1-6-0	6
#3 Oregon	1-13-0	13
at #22 Arizona State	0-0-0	--
at Washington State	0-0-0	--
Washington		DNP
Utah	0-0-0	--
at Oregon State	0-0-0	--
California	1-13-0	13
TOTALS	3-32-0	13

CAREER HIGHS

Receptions	1 (4x), vs. California (11/20/21)
Yards	13 (2x), vs. California (11/20/21)
Long	13 (2x), vs. California (11/20/21)
TDs	0
100-yard games	0
All-purpose yards	0

2021 STATISTICS | DEFENSE

DEFENSE

DEFENSIVE LEADERS	SOLO	AST	TOTAL	TFL-YDS	SACKS-YDS	INT-YDS	BRUP	QBH	FR-YDS	FF	KICK	SAF
3 Damuni, Levani	44	35	79	4.0-29	2.0-23			1				
21 Williamson, Kendall	37	23	60	1.5-3			7			1		
45 Miezian, Ricky	32	27	59	5.0-11	2.0-4		2	1	1-0			
4 Booker, Thomas	29	29	58	5.0-21	1.5-11		1	6				
90 Reid, Gabe	32	25	57	9.5-20	0.5-1	1-4	3	8				
17 Kelly, Kyu Blu	37	16	53			2-31	10	1	1-0	1		
9 Williams, Noah	28	15	43						1-0			
14 Mangum-Farrar, Jacob	19	20	39	3.0-6	1.0-3							
10 Fox, Jordan	18	19	37	2.0-5						1		
8Z Sinclair, Tristan	14	14	28	1.5-5				1				
1H Wyrick, Jimmy	18	6	24			1-6	6	1				
24 Toomer, Nicolas	15	7	22	1.0-7			3					
50 Wade-Perry, Dalyn	13	9	22	3.5-16	1.0-8			1		2		
15 Herron, Stephen	12	7	19	3.0-26	3.0-26							
13 Bonner, Ethan	14	5	19									
33 Gilman, Alaka'i	13	6	19									
31 Manley, Zahrn	8	7	15				3					
88 Fisk, Tucker	8	7	15	2.0-9	2.0-9		1					
23 Johnson, Ryan	6	9	15									
47 Kaufusi, Tangaloa	5	3	8									
28 Turner-Muhammad, S.	4	3	7									
2Z McGill, Jonathan	3	3	6			1-20	1					
40 Phillips, Tobin	2	3	5									
6Z Fox, Andres	1	4	5	0.5-2	0.5-2			2				
92 Keneley, Lance	2	2	4					1				
29 Jorgensen, Spencer	1	3	4									
2J Slocum, Jaden	2	1	3									
34 Heimuli, Houston	3		3									
25 Farrell, Bryce	3		3									
94 Franklin, Anthony	1	2	3									
97 Amritage, Aaron		2	2									
0 DiCosmo, Aeneas		2	2	0.5-2	0.5-2							
42 Parsons, Bailey	1	1	2									
56 Lynch, Jake	1	1	2									
9Z Bowman, Colby	1		1									
5Z Logan, Donjae		1	1									
3Z Leigber, Mitch	1		1									
87 Archer, Bradley		1	1									
2D Symonds, Jay	1		1									
2B Kaul, Jason	1		1									
2 Filkins, Casey	1		1									
66 Bragg, Branson	1		1									
84 Yurosek, Benjamin	1		1									
8 Peat, Nathaniel	1		1									
44 Kelly, Caleb							1					
Total.....	435	318	753	42-162	14-89	5-61	38	23	3-0	5		
Opponents.....	-	-	-	-	30-150	12-94	39	21	5-0	6	1	

SOLO - unassisted tackles • AST - assisted tackles • TOTAL - total tackles • TFL - tackles for loss • INT - interception

GAME-BY-GAME DEFENSIVE STATISTICS (TEAM)

Opponent	Sacks	TFL	FF	FR	INT	PBU	P_BLK	FG_BLK	XP_BLK	QBH
vs. Kansas State	3.0	6.0	0	0	1	0	0	0	0	1
at #14 USC	0.0	1.0	0	0	1	7	0	0	0	0
at Vanderbilt	1.0	3.0	0	0	1	7	0	0	0	4
#24 UCLA	4.0	5.0	0	0	0	2	0	0	0	5
# Oregon	2.0	6.0	1	0	1	3	0	0	0	2
at #22 Arizona State	2.0	6.0	1	1	0	1	0	0	0	0
at Washington State	1.0	4.0	0	0	0	4	0	0	1	3
Washington	0.0	2.0	1	0	0	4	0	0	0	2
Utah	0.0	2.0	0	1	0	4	0	0	0	2
at Oregon State	0.0	5.0	1	0	0	2	0	0	0	4
California	1.0	3.0	1	1	1	2	0	0	0	0
Total	14.0	43.0	5	3	5	36	0	0	1	23

2021 STATISTICS | DEFENSE

GAME-BY-GAME TACKLES (INDIVIDUAL)

TOTAL TACKLES	UA-A	TOT	KSU	USC	VANDY	UCLA	OREGON	ASU	WSU	UW	UTAH	OSU	CAL	ND
Damuni,L	45-35	80	2-1	2-5	3-1	6-6	5-4	4-1	5-7	5-7	7-1	1-2	5-0	
Williamson,K	37-23	60	2-1	5-1	1-5	2-6	5-2	4-0	4-2	2-4	2-0	6-1	4-1	
Miezan,R	32-27	59	7-1	4-3	1-1	3-2	2-6	3-3	3-5	3-3	4-3	DNP	2-0	
Booker,T	29-29	58	1-2	2-4	3-1	3-7	5-2	1-2	3-1	3-3	3-1	4-5	1-1	
Reid,G	32-25	57	1-1	2-1	6-1	0-6	1-5	7-3	0-1	3-3	3-0	5-3	4-1	
Kelly,KB	37-16	53	1-1	6-1	5-3	2-2	4-1	5-0	3-3	4-2	5-2	DNP	2-1	
Williams,N	28-15	43	2-1	8-1	3-0	DNP	2-0	DNP	DNP	5-3	3-1	2-7	3-2	
Mangum-Farrar	19-20	39	DNP	2-0	0-2	1-3	6-2	1-0	-	-	4-3	4-8	1-2	
Fox,J	18-19	37	1-1	1-2	6-1	1-1	2-6	2-4	2-1	2-1	1-0	0-1	0-1	
Sinclair,T	14-14	28	2-1	-	0-1	3-1	0-4	1-2	DNP	3-2	0-2	4-1	1-0	
Wyrick,J	18-6	24	DNP	4-1	4-0	3-0	-	2-0	2-1	0-1	0-1	2-1	1-1	
Wade-Perry,D	13-9	22	3-0	1-1	-	2-0	1-3	1-2	1-0	2-1	-	1-2	1-0	
Toomer,N	15-7	22	DNP	DNP	-	1-0	7-3	1-0	1-0	2-1	-	3-3	DNP	
Gilman,A	13-6	19	-	DNP	DNP	6-3	-	4-1	-	-	2-1	1-1	-	
Bonner,E	14-5	19	2-1	DNP	DNP	DNP	DNP	DNP	DNP	DNP	1-1	5-1	6-2	
Herron,S	12-7	19	1-1	1-0	5-2	1-0	2-1	1-1	DNP	0-1	1-1	DNP	DNP	
Fisk,T	8-7	15	2-0	-	DNP	1-5	1-0	2-1	DNP	0-1	1-0	DNP	1-0	
Johnson,R	6-9	15	1-0	1-2	-	1-2	0-2	-	1-0	2-1	0-1	0-1	-	
Manley,Z	8-7	15	1-1	2-3	4-2	DNP	DNP	DNP	1-1	DNP	DNP	DNP	DNP	
Kaufusi,T	5-3	8	DNP	-	2-0	-	-	1-0	-	-	0-1	1-1	1-1	
Turner-Muhammad	4-3	7	DNP	DNP	DNP	DNP	DNP	DNP	DNP	DNP	1-2	2-1	1-0	
McGill,J	3-3	6	DNP	DNP	DNP	DNP	DNP	DNP	DNP	DNP	DNP	DNP	3-3	
Fox,A	1-4	5	DNP	DNP	DNP	DNP	DNP	DNP	-	-	1-1	0-2	0-1	
Phillips,T	2-3	5	-	-	0-2	1-0	DNP	-	-	0-1	1-0	DNP	DNP	
Jorgensen,S	1-3	4	-	0-1	-	DNP	-	-	1-0	-	-	0-2	-	
Keneley,L	2-2	4	DNP	1-0	DNP	-	-	-	-	0-1	1-0	0-1	-	
Franklin,An	1-2	3	DNP	DNP	0-1	DNP	DNP	DNP	DNP	DNP	1-0	0-1	DNP	
Slocum,J	2-1	3	DNP	DNP	-	-	0-1	1-0	DNP	1-0	-	-	-	
Heimuli,H	3-0	3	-	-	-	-	1-0	-	1-0	-	-	1-0	-	
Farrell,B	3-0	3	-	-	-	-	-	DNP	-	1-0	-	1-0	1-0	
Parsons,B	1-1	2	0-1	-	-	1-0	-	-	-	-	-	-	-	
Lynch,J	1-1	2	-	-	0-1	1-0	-	-	-	DNP	-	-	-	
DiCosmo,A	0-2	2	DNP	-	-	-	-	-	-	-	-	0-1	0-1	
Armitage,A	0-2	2	DNP	-	0-2	DNP	DNP	DNP	DNP	DNP	DNP	DNP	DNP	
Archer,B	0-1	1	-	0-1	-	-	-	-	DNP	DNP	-	-	-	
Bragg,B	1-0	1	1-0	-	-	-	DNP	-	-	-	-	-	DNP	
Logan,D	0-1	1	-	0-1	-	-	-	-	-	-	-	-	-	
Filkins,C	1-0	1	-	-	-	DNP	1-0	-	-	DNP	DNP	DNP	DNP	
Kaul,J	1-0	1	DNP	1-0	-	DNP	-	-	-	-	-	-	-	
Bowman,C	1-0	1	DNP	-	-	-	1-0	-	DNP	-	-	DNP	-	
Symonds,J	1-0	1	-	-	-	-	-	-	DNP	-	1-0	-	-	
Peat,N	1-0	1	-	-	-	-	-	-	-	-	1-0	-	-	
Leigber,M	1-0	1	DNP	DNP	1-0	DNP	DNP	DNP	DNP	DNP	DNP	DNP	-	
Yurosek,B	1-0	1	1-0	-	-	DNP	-	-	-	-	-	-	-	

2021 OFFICIATING CREWS

1 - VS. KANSAS STATE

R: Chris Coyte
 U: Greg Adams
 HL: Darryl Johnson
 LJ: Jonathan Stabile
 BJ: Antony Little
 FJ: Steve Currie
 SJ: Jeff Dahle
 CJ: Dwayne Johnson

3 - AT VANDERBILT

R: Steve Marlowe
 U: Paul Myers
 HL: Ralph Green
 LJ: Mark Bovos
 BJ: Wayne Gautney
 FJ: Gary Wiley
 SJ: Justin Larrew
 CJ: Eric Greene

5- OREGON

R: Mark Warner
 U: Mike Stephens
 HL: Rich Troyer
 LJ: Dale Keller
 BJ: Joe Johnston
 FJ: Brad Glenn
 SJ: Max Causey
 CJ: John Love

7- AT WASHINGTON

R: Michael Mothershed
 U: Roscoe Meisenheimer
 HL: Kirk Mattson
 LJ: Bob Day
 BJ: Steve Hudson
 FJ: Jeffrey Yock
 SJ: Hector Arias
 CJ:

9- UTAH

R: Francisco Viilar
 U: Gregory Adams
 HL: John Fallman
 LJ: Cravonne Barrett
 BJ: Joe Johnston
 FJ: Michael Standley
 SJ: Bernie Huscher
 CJ: Michael Marsh

11- CALIFORNIA

R: Steve Strimling
 U: Bryan Hay
 HL: Rod Ammari
 LJ: Noel Kulbeck
 BJ: John Morton
 FJ: Michael Hall
 SJ: JB Garza
 CJ: Jim Wharrie

2 - AT USC

R: Michael Mothershed
 U: Roscoe Meisenheimer
 HL: Kirk Mattson
 LJ: Bob Day
 BJ: Steve Hudson
 FJ: Jeffrey Yock
 SJ: Hector Arias
 CJ: Justin Elliott

4- UCLA

R: Mark Duddy
 U: Mark Warner
 HL: Rich Troyer
 LJ: Tim Messuri
 BJ: David Ross
 FJ: Kevin Kieser
 SJ: Shane Anderson
 CJ: Christopher Wiggins

6- AT ARIZONA STATE

R: Steven Strimling
 U: Bryan Hay
 HL: Rod Ammari
 LJ: Noel Kulbeck
 BJ: John Morton
 FJ: Michael Hall
 SJ: JB Garza
 CJ: Jim Wharrie

8- WASHINGTON

R: Mark Duddy
 U: Brian Hay
 HL: Harold Mitchell
 LJ: Tim Messuri
 BJ: David Ross
 FJ: Kevin Kieser
 SJ: Shane Anderson
 CJ: Christopher Wiggins

10- AT OREGON STATE

R: Mike McCabe
 U: Matthew Jordan
 HL: Jeff Hutcheon
 LJ: Matt Dorman
 BJ: Steven Steichen
 FJ: Michael Standley
 SJ: Gary Reed
 CJ: Ty Druse

12- NOTRE DAME

R:
 U:
 HL:
 LJ:
 BJ:
 FJ:
 SJ:
 CJ:

2021 STATISTICS | SPECIALISTS

PLACEKICKERS

#43 Joshua Karty

OPPONENT	FG-FGA	PAT-A	POINTS	LONG
vs. Kansas State	0-0	1-1	1	N/A
at #14 USC	0-1	6-6	6	N/A
at Vanderbilt	2-2	5-5	11	46
#24 UCLA	1-3	3-3	6	45
#3 Oregon	1-1	4-4	7	25
at #22 Arizona State				DNP
at Washington State	3-3	2-2	11	51
Washington	2-2	1-1	7	43
Utah	0-0	1-1	1	N/A
at Oregon State	0-1	2-2	2	--
California	1-1	--	3	32
TOTALS	10-14	25-25	52	51

CAREER HIGHS

Field goal attempts _____ 3, 10/16/21 at Washington State
 Field goals made _____ 3, 10/16/21 at Washington State
 Long _____ 3, 10/16/21 at Washington State

#13 Emmet Kenney

OPPONENT	FG-FGA	PAT-A	POINTS	LONG
vs. Kansas State				DNP
at #14 USC				DNP
at Vanderbilt				DNP
#24 UCLA				DNP
#3 Oregon				DNP
at #22 Arizona State	0-0	1-1	1	--
at Washington State				DNP
Washington				DNP
Utah				DNP
at Oregon State				DNP
California				DNP
TOTALS	0-0	1-1	1	--

CAREER HIGHS

Field goal attempts _____
 Field goals made _____
 Long _____

PUNTERS

#23 Ryan Sanborn

OPPONENT	NO.	YDS	AVG.	LONG	TB	FC	I20	50+
vs. Kansas State	6	238	39.7	51	1	2	2	1
at #14 USC	3	140	46.7	59	1	1	1	1
at Vanderbilt	4	179	44.8	50	0	1	1	1
#24 UCLA	7	346	49.7	57	0	1	2	1
#3 Oregon	6	266	44.3	54	0	0	1	2
at #22 Arizona State	4	123	30.8	40	1	2	3	0
at Washington State	4	145	36.3	41	0	0	0	0
Washington	4	142	35.5	50	0	1	1	1
Utah	7	324	46.3	60	0	0	1	2
at Oregon State	2	98	49.0	51	0	1	1	1
California	5	227	45.4	54	1	2	2	2
TOTALS	52	2228	42.9	60	4	11	15	14

CAREER HIGHS

Punt attempts _____ 8, 2x (last: 11/27/20 at California)
 Punt Yards _____ 346, 09/25/21 vs. #24 UCLA
 Long _____ 68, 9/28/19 at Oregon State

OPPONENT	FG-FGA	PAT-A	POINTS	LONG
vs. Kansas State				N/A
at #14 USC				N/A
at Vanderbilt				N/A
#24 UCLA				N/A
#3 Oregon				N/A
at #22 Arizona State	1-1	0-0	3	32
at Washington State				N/A
Utah				N/A
at Oregon State				N/A
California				N/A
TOTALS	1-1	0-0	3	32

CAREER HIGHS

Field goal attempts _____ 3, at Colorado (11/9/19)
 Field goals made _____ 2 (3x); vs. California (11/23/19)
 Long _____ 48, vs. California (11/23/19)

2021 STATISTICS | CAREER HIGHS

Archer, Bradley (TE, #87)

Receptions: 1, 4 times
Receiving yards: 13, California, Nov 20, 2021 (1 reception); Oregon, Oct 02, 2021 (1 reception)
Long reception: 13, California, Nov 20, 2021; Oregon, Oct 02, 2021
All-purpose yards: 13, California, Nov 20, 2021; Oregon, Oct 02, 2021
Tackles: 1, at USC, Sep 11, 2021 (0-1)

Armitage, Aaron (DE, #97)

Tackles: 2, at Vanderbilt, Sep 18, 2021 (0-2)

Bonner, Ethan (CB, #13)

Tackles: 8, California, Nov 20, 2021 (6-2)
Tackles for loss: 1.0, Colorado, 11/14/20 (1-0)

Booker, Thomas (DE, #4)

Interceptions: 1 [t-8th], UC Davis, 09/15/18
Tackles: 10, UCLA, Sep 25, 2021 (3-7)
Sacks: 2.0 [t-2nd], at Oregon State, 09/28/19 (2-0)
Tackles for loss: 2.0, at Oregon State, 09/28/19 (2-0); Arizona, 10/26/19 (2-0)
Fumbles forced: 1 [t-1st], Arizona, 10/26/19
Fumbles recovered: 1 [t-2nd], at Arizona State, 10/18/18; at California, 11/27/2020
Pass breakups: 2, Notre Dame, 11/30/19
Blocked kicks: 1 [t-1st], at California, 11/27/2020; at Washington, 12/05/20

Bowman, Colby (WR, #9)

Tackles: 1, Oregon, Oct 02, 2021 (1-0)

Bragg, Bragg (OG, #66)

Tackles: 1, vs Kansas State, Sep 04, 2021 (1-0)

Damuni, Levani (LB, #3)

Interceptions: 1 [t-8th], at Oregon, 11/7/20
Tackles: 12 [t-4th], 4 times
Sacks: 1.0, Oregon, Oct 02, 2021 (1-0); at Washington St., Oct 16, 2021 (1-0)
Tackles for loss: 2, at Washington St., Oct 16, 2021 (2-0)
Fumbles recovered: 1 [t-2nd], at Oregon, 11/7/20

DiCosmo, Aneas (LB, #0)

Tackles: 1, at Oregon St., Nov 13, 2021 (0-1); California, Nov 20, 2021 (0-1)
Sacks: .5, California, Nov 20, 2021 (0-1)
Tackles for loss: .5, California, Nov 20, 2021 (0-1)

Farrell, Bryce (WR, #25)

Points scored: 6, UCLA, Sep 25, 2021
Touchdowns: 1, UCLA, Sep 25, 2021
Rush attempts: 1, Utah, Nov 05, 2021
Rush yards: 8, Utah, Nov 05, 2021 (1 carries)
Long rush: 8, Utah, Nov 05, 2021
Receptions: 3, Utah, Nov 05, 2021; at Washington St., Oct 16, 2021
Receiving yards: 80, UCLA, Sep 25, 2021 (2 receptions)
Receiving TDs: 1, UCLA, Sep 25, 2021
Long reception: 52, UCLA, Sep 25, 2021
Total offense attempts: 1, Utah, Nov 05, 2021 (1 rush, 0 pass)
Total offense yards: 8, Utah, Nov 05, 2021 (8 rush, 0 pass)
All-purpose yards: 135, UCLA, Sep 25, 2021
Punt returns: 3 [t-3rd], Washington, Oct 30, 2021
Punt return yards: 31 [7th], Washington, Oct 30, 2021 (3 returns)
Long punt return: 21 [t-10th], Washington, Oct 30, 2021
Kick returns: 1, Oregon, Oct 02, 2021; UCLA, Sep 25, 2021
Kick return yards: 40, UCLA, Sep 25, 2021 (1 returns)
Long kick return: 40, UCLA, Sep 25, 2021
Tackles: 1, at Oregon St., Nov 13, 2021 (1-0); California, Nov 20, 2021 (1-0); Washington, Oct 30, 2021 (1-0)

Filkins, Casey (RB, #2)

Rush attempts: 5, at USC, Sep 11, 2021
Rush yards: 38, at Vanderbilt, Sep 18, 2021 (4 carries)
Long rush: 20, at Vanderbilt, Sep 18, 2021
Receptions: 1, Colorado, 11/14/20; vs Kansas State, Sep 04, 2021
Receiving yards: 6, vs Kansas State, Sep 04, 2021 (1 reception)
Long reception: 6, vs Kansas State, Sep 04, 2021
Total offense attempts: 5, at USC, Sep 11, 2021 (5 rush, 0 pass)
Total offense yards: 38, at Vanderbilt, Sep 18, 2021 (38 rush, 0 pass)
All-purpose yards: 120, at Vanderbilt, Sep 18, 2021
Punt returns: 4 [t-1st], at Vanderbilt, Sep 18, 2021
Punt return yards: 82 [1st], at Vanderbilt, Sep 18, 2021 (4 returns)
Long punt return: 48 [1st], at Vanderbilt, Sep 18, 2021
Kick returns: 1, at Washington, 12/05/20
Kick return yards: 20, at Washington, 12/05/20 (1 returns)
Long kick return: 20, at Washington, 12/05/20
Tackles: 1, Oregon, Oct 02, 2021 (1-0)

Fisk, Tucker (TE/DE, #88)

Points scored: 6, at Oregon State, 12/12/20
Touchdowns: 1, at Oregon State, 12/12/20
Receptions: 2, at Oregon, 11/7/20
Receiving yards: 16, Washington, 10/05/19 (1 reception)
Receiving TDs: 1, at Oregon State, 12/12/20
Long reception: 16, Washington, 10/05/19
All-purpose yards: 16, Washington, 10/05/19
Kick returns: 1, UC Davis, 09/15/18
Kick return yards: 3, UC Davis, 09/15/18 (1 returns)
Long kick return: 3, UC Davis, 09/15/18
Tackles: 6, UCLA, Sep 25, 2021 (1-5)
Sacks: 1.0, at Arizona St., Oct 08, 2021 (1-0); vs Kansas State, Sep 04, 2021 (1-0)

Tackles for loss: 1.0, at Arizona St., Oct 08, 2021 (1-0); vs Kansas State, Sep 04, 2021 (1-0)
Pass breakups: 1, Washington, Oct 30, 2021

Fox, Andres (OLB, #6)

Tackles: 2, at Oregon, 11/7/20 (2-0); Utah, Nov 05, 2021 (1-1); at Oregon St., Nov 13, 2021 (0-2)
Sacks: 1.0, at UCLA, 11/24/18 (1-0)
Tackles for loss: 1.0, at UCLA, 11/24/18 (1-0)

Fox, Jordan (OLB, #10)

Points scored: 6, Northwestern, 08/31/19
Touchdowns: 1, Northwestern, 08/31/19
Tackles: 9, at Oregon, 09/22/18 (4-5); at Washington, 11/03/18 (4-5)
Sacks: 1.5, at Oregon, 09/22/18 (1-1)
Tackles for loss: 2.0, at Oregon, 09/22/18 (1-1)
Fumbles forced: 1 [t-1st], at Notre Dame, 09/29/18; Notre Dame, Nov 25, 2017; Oregon, Oct 02, 2021
Fumbles recovered: 1 [t-2nd], Northwestern, 08/31/19; Oregon, Oct 14, 2017
Pass breakups: 1, at Oregon State, 09/28/19; Colorado, 11/14/20; at UCLA, 11/24/18

Franklin, Anthony (DE, #94)

Tackles: 1, Utah, Nov 05, 2021 (1-0); at Oregon St., Nov 13, 2021 (0-1); at Vanderbilt, Sep 18, 2021 (0-1)

Gilman, Alaka'i (S, #33)

Tackles: 9, UCLA, Sep 25, 2021 (6-3)

Heimuli, Houston (FB, #34)

Points scored: 6, Washington State, 10/27/18
Touchdowns: 1, Washington State, 10/27/18
Receptions: 1, 8 times
Receiving yards: 11, Washington, Oct 30, 2021 (1 reception)
Receiving TDs: 1, Washington State, 10/27/18
Long reception: 11, Washington, Oct 30, 2021
All-purpose yards: 11, Washington, Oct 30, 2021
Tackles: 1, UC Davis, 09/15/18 (1-0); Oregon, Oct 02, 2021 (1-0); at Washington St., Oct 16, 2021 (1-0)
Fumbles recovered: 1 [t-2nd], at California, 11/27/2020

Herron, Stephen (OLB, #15)

Tackles: 7, at UCLA, 12/19/2020 (6-1); at Vanderbilt, Sep 18, 2021 (5-2)
Sacks: 1.0, 4 times
Tackles for loss: 2.0, at UCLA, 12/19/2020 (2-0)
Fumbles forced: 1 [t-1st], at UCLA, 12/19/2020

Higgins, Elijah (WR, #6)

Points scored: 6, 4 times
Touchdowns: 1, 4 times
Receptions: 7, at Arizona St., Oct 08, 2021
Receiving yards: 110, at Arizona St., Oct 08, 2021 (7 receptions)
Receiving TDs: 1, 4 times
Long reception: 56 [t-6th], UCLA, Sep 25, 2021
All-purpose yards: 110, at Arizona St., Oct 08, 2021
Tackles: 1, Arizona, 10/26/19 (0-1); Colorado, 11/14/20 (0-1)

Humphreys, John (WR, #5)

Points scored: 6, Oregon, Oct 02, 2021
Touchdowns: 1, Oregon, Oct 02, 2021
Receptions: 4, California, Nov 20, 2021; Oregon, Oct 02, 2021; at Arizona St., Oct 08, 2021
Receiving yards: 53, Oregon, Oct 02, 2021 (4 receptions); vs Kansas State, Sep 04, 2021 (3 receptions)
Receiving TDs: 1, Oregon, Oct 02, 2021
Long reception: 30, at Oregon State, 12/12/20
All-purpose yards: 53, Oregon, Oct 02, 2021; vs Kansas State, Sep 04, 2021

Johnson, Ryan (DE, #23)

Tackles: 3, Washington, Oct 30, 2021 (2-1); at USC, Sep 11, 2021 (1-2); UCLA, Sep 25, 2021 (1-2)

Jones, Austin (RB, #20)

Points scored: 12, 4 times
Touchdowns: 2, 4 times
Rush attempts: 31 [t-3rd], at Washington, 12/05/20
Rush yards: 138, at Washington, 12/05/20 (31 carries)
Rush TDs: 2 [t-7th], 4 times
Long rush: 61, at Vanderbilt, Sep 18, 2021
Receptions: 9 [t-4th], at Washington St., Oct 16, 2021
Receiving yards: 75, at Washington St., Oct 16, 2021 (9 receptions)
Receiving TDs: 1, at Washington St., Oct 16, 2021
Long reception: 49, at USC, Sep 11, 2021
Total offense attempts: 31, at Washington, 12/05/20 (31 rush, 0 pass)
Total offense yards: 138, at Washington, 12/05/20 (138 rush, 0 pass)
All-purpose yards: 166, at Washington, 12/05/20
Kick returns: 4 [t-5th], Notre Dame, 11/30/19
Kick return yards: 60, Notre Dame, 11/30/19 (4 returns)
Long kick return: 22, Notre Dame, 11/30/19
Tackles: 2, California, 11/23/19 (1-1)

Jorgensen, Spencer (ILB, #29)

All-purpose yards: 21, UCLA, 10/17/19
Punt returns: 1, UCLA, 10/17/19
Punt return yards: 21, UCLA, 10/17/19 (1 returns)
Tackles: 2, at Oregon St., Nov 13, 2021 (0-2)
Blocked kicks: 1 [t-1st], UCLA, 10/17/19

Karty, Joshua (K, #43)

Points scored: 11, at Washington St., Oct 16, 2021; at Vanderbilt, Sep 18, 2021
Kick PATs: 6 [t-5th], at USC, Sep 11, 2021
Points by kicking: 11 [t-7th], at Washington St., Oct 16, 2021; at Vanderbilt, Sep 18, 2021
Field goals made: 3 [t-3rd], at Washington St., Oct 16, 2021
Field goal attempts: 3 [t-8th], at Washington St., Oct 16, 2021; UCLA, Sep 25, 2021
Longest field goal: 51 [t-2nd], at Washington St., Oct 16, 2021

Kaufusi, Tangaloa (OLB, #47)

All-purpose yards: 33, California, Nov 20, 2021
Kick returns: 3, California, Nov 20, 2021
Kick return yards: 33, California, Nov 20, 2021 (3 returns)
Long kick return: 16, California, Nov 20, 2021
Tackles: 2, 4 times
Tackles for loss: 1.0, Notre Dame, 11/30/19 (1-0)

Kaul, Jason (ILB, #22)

Tackles: 1, at USC, Sep 11, 2021 (1-0)

Keck, Thunder (OLB, #11)

Tackles: 3, at Oregon, 11/7/20 (2-1)
Tackles for loss: 1.0, Colorado, 11/14/20 (1-0)
Fumbles forced: 1 [t-6th], at USC, 09/07/19

Kelly, Caleb (ILB, #44)

Pass breakups: 1, at Vanderbilt, Sep 18, 2021

Kelly, Kyu Blu (CB, #17)

Points scored: 6, at USC, Sep 11, 2021
Touchdowns: 1, at USC, Sep 11, 2021
All-purpose yards: 31, at USC, Sep 11, 2021
Interceptions: 1 [t-8th], Washington, 10/05/19; vs Kansas State, Sep 04, 2021; at USC, Sep 11, 2021
Long interception return: 31, at USC, Sep 11, 2021
Tackles: 8, at California, 11/27/2020 (7-1); at Vanderbilt, Sep 18, 2021 (5-3)
Sacks: 1.0, UCLA, 10/17/19 (1-0)
Tackles for loss: 1.0, UCLA, 10/17/19 (1-0)
Fumbles forced: 1 [t-1st], Washington, Oct 30, 2021
Fumbles recovered: 1 [t-2nd], California, Nov 20, 2021
Pass breakups: 3 [t-4th], at USC, Sep 11, 2021

Keneley, Lance (DE, #92)

Tackles: 1, 4 times

Kenney, Emmet (K, #13)

Points scored: 1, at Arizona St., Oct 08, 2021
Kick PATs: 1, at Arizona St., Oct 08, 2021
Points by kicking: 1, at Arizona St., Oct 08, 2021

Leigber, Mitch (S, #32)

Tackles: 1, at Vanderbilt, Sep 18, 2021 (1-0)

Logan, Donjae (CB/S, #5)

Tackles: 4, at Oregon State, 12/12/20 (4-0)

Lynch, Jake (ILB, #56)

Tackles: 1 (3x), last: UCLA, Sep 25, 2021 (1-0)

Maddox, Dorian (RB, #28)

Points scored: 6, Oregon State, 11/10/18
Touchdowns: 1, Oregon State, 11/10/18
Rush attempts: 9, Oregon State, 11/10/18
Rush yards: 39, Oregon State, 11/10/18 (9 carries)
Rush TDs: 1, Oregon State, 11/10/18
Long rush: 16, Oregon State, 11/10/18
Receptions: 1, 5 times
Receiving yards: 27, Northwestern, 08/31/19 (1 reception)
Long reception: 27, Northwestern, 08/31/19
Total offense attempts: 9, Oregon State, 11/10/18 (9 rush, 0 pass)
Total offense yards: 39, Oregon State, 11/10/18 (39 rush, 0 pass)
All-purpose yards: 51, Northwestern, 08/31/19; Oregon State, 11/10/18
Kick returns: 2, vs TCU, Dec 28, 2017
Kick return yards: 46, at Washington State, Nov 04, 2017 (1 returns)
Long kick return: 46, at Washington State, Nov 04, 2017
Tackles: 1, at UCF, 09/14/19 (1-0)

Mangum-Farrar, Jacob (ILB, #14)

Tackles: 12 [t-4th], at Oregon St., Nov 13, 2021 (4-8)
Sacks: 1.0, at Arizona St., Oct 08, 2021 (1-0)
Tackles for loss: 1.0, Utah, Nov 05, 2021 (1-0); at Oregon St., Nov 13, 2021 (0-0); at Arizona St., Oct 08, 2021 (1-0)

Manley, Zahran (CB, #31)

Tackles: 6, at Vanderbilt, Sep 18, 2021 (4-2)
Pass breakups: 2, at USC, Sep 11, 2021

2021 STATISTICS | CAREER HIGHS

McGill, Jonathan (S, #2)

Points scored: 6, at UCF, 09/14/19
Touchdowns: 1, at UCF, 09/14/19
All-purpose yards: 20, California, Nov 20, 2021
Interceptions: 1 [t-8th], at Washington State, 11/16/19; California, Nov 20, 2021
Long interception return: 20, California, Nov 20, 2021
Tackles: 11, at Oregon State, 09/28/19 (7-4)
Tackles for loss: 1.0, 6 times
Fumbles recovered: 1 [t-2nd], at UCF, 09/14/19
Pass breakups: 1, 6 times

McKee, Tanner (QB, #18)

Points scored: 8, at Washington St., Oct 16, 2021
Touchdowns: 1, 4 times
Rush attempts: 11, at Washington St., Oct 16, 2021
Rush yards: 42, UCLA, Sep 25, 2021 (8 carries)
Rush TDs: 1, 4 times
Long rush: 30, UCLA, Sep 25, 2021
Pass attempts: 45 [5th], at Arizona St., Oct 08, 2021
Pass completions: 27 [8th], at Arizona St., Oct 08, 2021
Pass yards: 356 [4th], at Arizona St., Oct 08, 2021
Pass TDs: 3 [t-6th], Oregon, Oct 02, 2021; UCLA, Sep 25, 2021
Had intercepted: 3 [t-1st], at Arizona St., Oct 08, 2021
Long pass: 56 [t-6th], UCLA, Sep 25, 2021
Total offense attempts: 51 [5th], at Arizona St., Oct 08, 2021 (6 rush, 45 pass)
Total offense yards: 335 [10th], UCLA, Sep 25, 2021 (42 rush, 293 pass)
All-purpose yards: 42, UCLA, Sep 25, 2021

Miezan, Ricky (ILB, #45)

Tackles: 8, Oregon, Oct 02, 2021 (2-6); at Washington St., Oct 16, 2021 (3-5); vs Kansas State, Sep 04, 2021 (7-1)
Sacks: 1.5, UCLA, Sep 25, 2021 (1-1)
Tackles for loss: 1.5, Oregon, Oct 02, 2021 (1-1); UCLA, Sep 25, 2021 (1-1)
Fumbles recovered: 1 [t-2nd], at Arizona St., Oct 08, 2021
Pass breakups: 1, Utah, Nov 05, 2021; at Washington St., Oct 16, 2021

Parsons, Bailey (LS, #42)

Tackles: 1, vs Kansas State, Sep 04, 2021 (0-1); UCLA, Sep 25, 2021 (1-0)

Patu, Ari (QB, #11)

Rush attempts: 3, at Oregon St., Nov 13, 2021
Rush yards: 31, at Oregon St., Nov 13, 2021 (3 carries)
Long rush: 21, at Oregon St., Nov 13, 2021
Pass attempts: 14, at Oregon St., Nov 13, 2021
Pass completions: 7, at Oregon St., Nov 13, 2021
Pass yards: 51, at Oregon St., Nov 13, 2021
Pass TDs: 1, at Oregon St., Nov 13, 2021
Had intercepted: 1, at Oregon St., Nov 13, 2021
Long pass: 15, at Oregon St., Nov 13, 2021
Total offense attempts: 17, at Oregon St., Nov 13, 2021 (3 rush, 14 pass)
Total offense yards: 82, at Oregon St., Nov 13, 2021 (31 rush, 51 pass)
All-purpose yards: 31, at Oregon St., Nov 13, 2021

Peat, Nathaniel (RB, #8)

Points scored: 6, 4 times
Touchdowns: 1, 4 times
Rush attempts: 15, Oregon, Oct 02, 2021
Rush yards: 115, at USC, Sep 11, 2021 (6 carries)
Rush TDs: 1, 4 times
Long rush: 87 [2nd], at USC, Sep 11, 2021
Receptions: 4, UCLA, Sep 25, 2021
Receiving yards: 37, UCLA, Sep 25, 2021 (4 receptions)
Long reception: 21, at Washington State, 11/16/19
Total offense attempts: 15, Oregon, Oct 02, 2021 (15 rush, 0 pass)
Total offense yards: 115, at USC, Sep 11, 2021 (115 rush, 0 pass)
All-purpose yards: 191, at Oregon, 11/7/20
Kick returns: 5 [t-2nd], Utah, Nov 05, 2021; California, Nov 20, 2021
Kick return yards: 116 [t-6th], at Washington, 12/05/20 (4 returns)
Long kick return: 43 [t-9th], at Washington, 12/05/20
Tackles: 1, Arizona, 10/26/19 (1-0); at Washington State, 11/16/19 (1-0); Utah, Nov 05, 2021 (1-0)

Phillips, Tobin (DT, #40)

Tackles: 2, at Vanderbilt, Sep 18, 2021 (0-2)

Plautz, Dylan (QB, #17)

Rush attempts: 1, at Oregon St., Nov 13, 2021
Rush yards: -3, at Oregon St., Nov 13, 2021 (1 carries)
Pass attempts: 5, at Oregon St., Nov 13, 2021
Pass completions: 2, at Oregon St., Nov 13, 2021
Pass yards: 26, at Oregon St., Nov 13, 2021
Had intercepted: 1, at Oregon St., Nov 13, 2021
Long pass: 19, at Oregon St., Nov 13, 2021
Total offense attempts: 6, at Oregon St., Nov 13, 2021 (1 rush, 5 pass)
Total offense yards: 23, at Oregon St., Nov 13, 2021 (-3 rush, 26 pass)
All-purpose yards: -3, at Oregon St., Nov 13, 2021

Porter, Omari (S, #27)

Tackles: 1, at Oregon, 11/7/20 (0-1)

Reid, Gabe (OLB, #90)

All-purpose yards: 4, Oregon, Oct 02, 2021
Interceptions: 1 [t-8th], Oregon, Oct 02, 2021
Long interception return: 4, Oregon, Oct 02, 2021
Tackles: 10, at Arizona St., Oct 08, 2021 (7-3)
Sacks: 2.0 [t-2nd], at UCLA, 12/19/2020 (2-0)
Tackles for loss: 3.0 [t-1st], at UCLA, 12/19/2020 (3-0); at Oregon St., Nov 13, 2021 (3-0)
Fumbles forced: 1 [t-1st], at Oregon State, 12/12/20
Pass breakups: 2, UCLA, 10/17/19

Rouse, Walter (OT, #75)

Receiving yards: -20, Colorado, 11/14/20 (0 receptions)
All-purpose yards: -20, Colorado, 11/14/20

Sanborn, Ryan (P, #23)

Points scored: 11, Arizona, 10/26/19
Kick PATs: 5 [t-9th], Arizona, 10/26/19
Points by kicking: 11 [t-7th], Arizona, 10/26/19
Field goals made: 2, Arizona, 10/26/19; at Colorado, 11/09/19; California, 11/23/19
Field goal attempts: 3 [t-8th], at Colorado, 11/09/19
Longest field goal: 48 [t-4th], California, 11/23/19
Punt attempts: 8 [t-2nd], UCLA, 10/17/19; at California, 11/27/2020
Punt yards: 346 [6th], UCLA, Sep 25, 2021 (7 punts)
Longest punt: 68 [2nd], at Oregon State, 09/28/19

Sanders, Isaiah (QB, #40) *Stanford career only*

Points scored: 12, at UCLA, 12/19/2020
Touchdowns: 2, at UCLA, 12/19/2020
Rush attempts: 9, at Oregon St., Nov 13, 2021
Rush yards: 37, at Oregon St., Nov 13, 2021 (9 carries)
Rush TDs: 2 [t-7th], at UCLA, 12/19/2020
Long rush: 11, at Oregon St., Nov 13, 2021
Pass attempts: 3, Utah, Nov 05, 2021; at Oregon St., Nov 13, 2021
Pass completions: 2, Utah, Nov 05, 2021
Pass yards: 29, Utah, Nov 05, 2021
Long pass: 27, Utah, Nov 05, 2021
Total offense attempts: 12, at Oregon St., Nov 13, 2021 (9 rush, 3 pass)
Total offense yards: 54, at Oregon St., Nov 13, 2021 (37 rush, 17 pass)
All-purpose yards: 37, at Oregon St., Nov 13, 2021

Sinclair, Tristan (ILB, #8)

Tackles: 5, at Oregon St., Nov 13, 2021 (4-1); Washington, Oct 30, 2021 (3-2)
Tackles for loss: 1.0, at Colorado, 11/09/19 (1-0); vs Kansas State, Sep 04, 2021 (1-0)
Pass breakups: 1, at Washington State, 11/16/19

Slocum, Jaden (CB, #20/36)

Tackles: 1, Oregon, Oct 02, 2021 (0-1); at Arizona St., Oct 08, 2021 (1-0); Washington, Oct 30, 2021 (1-0)

Smith, E.J. (RB, #22)

Points scored: 6, at Vanderbilt, Sep 18, 2021
Touchdowns: 1, at Vanderbilt, Sep 18, 2021
Rush attempts: 7, Utah, Nov 05, 2021
Rush yards: 54, Utah, Nov 05, 2021 (7 carries)
Rush TDs: 1, at Vanderbilt, Sep 18, 2021
Long rush: 32, Utah, Nov 05, 2021
Receptions: 4, Washington, Oct 30, 2021; vs Kansas State, Sep 04, 2021
Receiving yards: 17, Washington, Oct 30, 2021 (4 receptions)
Long reception: 11, Washington, Oct 30, 2021
Total offense attempts: 7, Utah, Nov 05, 2021 (7 rush, 0 pass)
Total offense yards: 54, Utah, Nov 05, 2021 (54 rush, 0 pass)
All-purpose yards: 63, Utah, Nov 05, 2021

Starr, Silas (WR, #19)

Receptions: 2, Utah, Nov 05, 2021; at Washington St., Oct 16, 2021
Receiving yards: 19, at Washington St., Oct 16, 2021 (2 receptions)
Long reception: 12, California, Nov 20, 2021; at Washington St., Oct 16, 2021
All-purpose yards: 19, at Washington St., Oct 16, 2021

Symonds, Jay (FB, #24)

Points scored: 6, at Vanderbilt, Sep 18, 2021
Touchdowns: 1, at Vanderbilt, Sep 18, 2021
Receptions: 2, at Vanderbilt, Sep 18, 2021
Receiving yards: 31, at Vanderbilt, Sep 18, 2021 (2 receptions)
Receiving TDs: 1, at Vanderbilt, Sep 18, 2021
Long reception: 26, at Vanderbilt, Sep 18, 2021
All-purpose yards: 31, at Vanderbilt, Sep 18, 2021
Tackles: 1, Utah, Nov 05, 2021 (1-0)

Toomer, Nick (CB, #24)

Tackles: 10, Oregon, Oct 02, 2021 (7-3)
Tackles for loss: 1.0, UCLA, Sep 25, 2021 (1-0)
Pass breakups: 1, at Oregon St., Nov 13, 2021; at Washington St., Oct 16, 2021; UCLA, Sep 25, 2021

Tremayne, Brycen (WR, #81)

Points scored: 6, 9 times
Touchdowns: 1, 9 times
Receptions: 5, vs Kansas State, Sep 04, 2021; at Vanderbilt, Sep 18, 2021
Receiving yards: 88, at UCLA, 12/19/2020 (4 receptions)
Receiving TDs: 1, 8 times
Long reception: 42, at UCLA, 12/19/2020
All-purpose yards: 88, at UCLA, 12/19/2020
Tackles: 1, 5 times

Turner-Muhammad, Salim (CB, #29)

Tackles: 5, at Washington, 12/05/20 (4-1)
Tackles for loss: 1.0, at Washington, 12/05/20 (1-0)
Fumbles forced: 1 [t-6th], at California, 11/27/2020
Pass breakups: 1, at California, 11/27/2020

Ungar, Lukas (TE, #89)

Receptions: 2, Washington, Oct 30, 2021
Receiving yards: 13, Washington, Oct 30, 2021 (2 receptions)
Long reception: 8, Washington, Oct 30, 2021
All-purpose yards: 13, Washington, Oct 30, 2021

Wade-Perry, Dalyn (DT, #50)

Tackles: 6, Colorado, 11/14/20 (3-3)
Sacks: 1.0, Northwestern, 08/31/19 (1-0); at Oregon State, 12/12/20 (1-0); vs Kansas State, Sep 04, 2021 (1-0)
Tackles for loss: 2.0, Oregon State, 11/10/18 (2-0); vs Kansas State, Sep 04, 2021 (2-0)
Fumbles forced: 1 [t-1st], California, Nov 20, 2021; at Arizona St., Oct 08, 2021
Fumbles recovered: 1 [t-2nd], at UCLA, 12/19/2020

West, Jack (QB, #10)

Rush attempts: 11, UCLA, 10/17/19
Rush yards: 2, Oregon State, 11/10/18 (1 carries)
Long rush: 7, UCLA, 10/17/19
Pass attempts: 32, UCLA, 10/17/19
Pass completions: 15, UCLA, 10/17/19
Pass yards: 154, at Oregon, 11/7/20
Had intercepted: 2 [t-4th], vs Kansas State, Sep 04, 2021
Long pass: 38, at Oregon, 11/7/20
Total offense attempts: 43 [10th], UCLA, 10/17/19 (11 rush, 32 pass)
Total offense yards: 155, at Oregon, 11/7/20 (1 rush, 154 pass)
All-purpose yards: 2, Oregon State, 11/10/18

Williams, Noah (S, #9)

Tackles: 9, at Oregon St., Nov 13, 2021 (2-7); at USC, Sep 11, 2021 (8-1)
Fumbles forced: 1 [t-1st], at Oregon, 09/22/18
Fumbles recovered: 1 [t-2nd], Utah, Nov 05, 2021
Pass breakups: 1, Oregon State, 11/10/18; at Washington, 12/05/20

Williamson, Kendall (S, #21)

Tackles: 8, at UCLA, 12/19/2020 (4-4); UCLA, Sep 25, 2021 (2-6)
Tackles for loss: 2.0, at UCLA, 11/24/18 (2-0)
Fumbles forced: 1 [t-1st], at Oregon St., Nov 13, 2021
Fumbles recovered: 1 [t-2nd], Northwestern, 08/31/19
Pass breakups: 2, at Washington St., Oct 16, 2021; at Vanderbilt, Sep 18, 2021

Wilson, Michael (WR, #4)

Points scored: 6, 7 times
Touchdowns: 1, 7 times
Rush attempts: 1, Utah, 10/06/18; vs Pitt, 12/31/18
Rush yards: 9, vs Pitt, 12/31/18 (1 carries)
Long rush: 9, vs Pitt, 12/31/18
Receptions: 10 [t-3rd], Notre Dame, 11/30/19
Receiving yards: 114, at Washington State, 11/16/19 (5 receptions)
Receiving TDs: 1, 7 times
Long reception: 47, at Washington State, 11/16/19
Total offense attempts: 1, Utah, 10/06/18 (1 rush, 0 pass); vs Pitt, 12/31/18 (1 rush, 0 pass)
Total offense yards: 9, vs Pitt, 12/31/18 (9 rush, 0 pass)
All-purpose yards: 114, at Oregon State, 09/28/19; at Washington State, 11/16/19
Punt returns: 3, vs Pitt, 12/31/18
Punt return yards: 37, UC Davis, 09/15/18 (2 returns)
Long punt return: 30, UC Davis, 09/15/18
Kick returns: 2, at USC, 09/07/19
Kick return yards: 35, at USC, 09/07/19 (2 returns)
Long kick return: 19, at USC, 09/07/19
Tackles: 1, Northwestern, 08/31/19 (1-0)

Wyrick, Jimmy (S, #18)

All-purpose yards: 6, at Vanderbilt, Sep 18, 2021
Interceptions: 1 [t-8th], at Vanderbilt, Sep 18, 2021
Long interception return: 6, at Vanderbilt, Sep 18, 2021
Tackles: 5, at USC, Sep 11, 2021 (4-1)
Pass breakups: 2, at Vanderbilt, Sep 18, 2021

Yurosek, Benjamin (TE, #84)

Points scored: 6, at Oregon St., Nov 13, 2021; at Washington St., Oct 16, 2021
Touchdowns: 1, at Oregon St., Nov 13, 2021; at Washington St., Oct 16, 2021
Rush attempts: 1, at Washington St., Oct 16, 2021; at Vanderbilt, Sep 18, 2021
Rush yards: 11, at Washington St., Oct 16, 2021 (1 carries)
Long rush: 11, at Washington St., Oct 16, 2021
Receptions: 6, at Arizona St., Oct 08, 2021; Washington, Oct 30, 2021
Receiving yards: 118 [7th], at Arizona St., Oct 08, 2021 (6 receptions)
Receiving TDs: 1, at Oregon St., Nov 13, 2021; at Washington St., Oct 16, 2021
Long reception: 45, at Washington St., Oct 16, 2021
Total offense attempts: 1, at Washington St., Oct 16, 2021 (1 rush, 0 pass); at Vanderbilt, Sep 18, 2021 (1 rush, 0 pass)
Total offense yards: 11, at Washington St., Oct 16, 2021 (11 rush, 0 pass)
All-purpose yards: 118, at Arizona St., Oct 08, 2021
Tackles: 1, Colorado, 11/14/20 (0-1); vs Kansas State, Sep 04, 2021 (1-0)

GAME ONE | SEPT. 4, 2021

AT&T STADIUM (ARLINGTON, TEXAS)

KICKOFF: 11:03 AM CT • GAME DURATION: 2:59

	STANFORD	7	0	0	0	7	-
	KANSAS STATE	24	7	7	3	7	-

Qtr	Time	Team - Scoring Play	Plays-Yards	TOP	Score
1st	3:06	KSU - Thompson 6 yd run (Winkel PAT)	2-62	0:56	STAN 0-KSU 7
2nd	6:17	KSU - Vaughn 59 yd run (Winkel PAT)	3-71	1:39	STAN 0-KSU 14
4th	10:08	KSU - Winkel 40 yd FG	9-44	4:43	STAN 0-KSU 17
4th	7:10	KSU - Thompson 13 yd run (Winkel PAT)	2-20	0:46	STAN 0-KSU 24
4th	3:16	STAN - Tremayne 14 yd pass from McKee (Karty PAT)	10-75	3:54	STAN 7-KSU 24

Cardinal Falls in Opener

ARLINGTON, Texas (AP) -- Kansas State sixth-year quarterback Skylar Thompson ran for two touchdowns, bullying into the end zone for the first one after missing most of last season with a shoulder injury, and the Wildcats opened the season with a 24-7 win over Stanford on Saturday.

Deuce Vaughn sprinted 59 yards for a touchdown and finished with 124 yards rushing on 13 carries for the Wildcats, who finished last season with a five-game losing streak.

Stanford was down 24-0 before Tanner McKee's 14-yard touchdown pass to Brycen Tremayne with 3:16 left on its last offensive snap. The Cardinal, who last year won the last four games of their pandemic-shortened 4-2 season, have played 177 games since last being shut out.

Thompson, who later had a 13-yard TD run, opened the scoring when he put his left shoulder down and knocked cornerback Kyu Blu Kelly to the ground on a 6-yard TD run in the first quarter.

On the possession before the first TD, Kelly had an impressive interception in the end zone, leaping and reaching back over Phillip Brooks and then managing to get one foot down inbounds. But Stanford went three-and-out, setting up the two-play TD drive, Thompson finding a wide-open Brooks for a 56-yard pass to the 6.

	Stanford	Kansas State
FIRST DOWNS	14	15
RUSHES-YARDS (NET)	22-39	31-200
PASSING YDS (NET)	194	144
Passes Att-Comp-Int	23-30-2	9-14-1
TOTAL OFFENSE PLAYS-YARDS	52-233	45-344
Fumble Returns-Yards	0-0	0-0
Punt Returns-Yards	0-0	2-9
Kickoff Returns-Yards	1-21	0-0
Interception Returns-Yards	1-0	2-37
Punts (Number-Avg)	6-39.7	3-39.3
Fumbles-Lost	1-0	0-0
Penalties-Yards	9-65	9-80
Possession Time	32:53	27:07
Third-Down Conversions	4 of 12	2 of 7
Fourth-Down Conversions	1 of 1	1 of 1
Red-Zone Scores-Chances	1-1	2-2
Sacks By: Number-Yards	3-21	4-23

RUSHING

Stanford- Jones, A. 9-25; Smith, E.J. 3-18; Peat 3-3; McKee 4-minus 1; West 3-minus 6
 Kansas State- Vaughn 13-124; Knowles 2-35; Thompson 10-33; Wright 1-6; Ervin 5-2

PASSING

Stanford- McKee 15-18-0-118; West 8-12-2-76
 Kansas State- Thompson 9-14-1-144

RECEIVING

Stanford- Tremayne 5-62; Jones, A. 4-30; Smith, E.J. 4-12; Humphreys 3-53; Yurosek 3-25; Higgins 2-10; Filkins 1-6; Peat 1-minus 4
 Kansas State- Brooks, P. 3-81; Imatorbhebhe 2-38; Knowles 2-13; Vaughn 2-12

INTERCEPTIONS

Stanford- Blu Kelly 1-0
 Kansas State- Smith, TJ 1-39; Yeast 1-2

FUMBLES

Stanford- Jones, A. 1-0

SACKS (UA-A)

Stanford- Wade-Perry (1-0); Fisk (1-0); Herron (1-0)
 Kansas State- Fletcher (1-0); Duke (1-0); Huggins (1-0); Trussel (1-0)


TACKLES (UA-A)

Stanford- Miezan (7-1); Wade-Perry (3-0); Bonner (2-1); Williams (2-1); Williamson (2-1); Sinclair (2-1); Damuni (2-1); Booker (1-2); Fisk (2-0); Kelly (1-1); Reid (1-1); Herron (1-1); Fox (1-1); Manley (1-1); Johnson (1-0); Bragg (1-0); Yurosek (1-0); Parsons (0-1)
 Kansas State- Green (4-5); Fletcher (4-4); Brents (4-1); Duke (2-2); Henington (2-1); Mason (2-1); Yeast (1-2); Smith (2-0); Denson (2-0); Huggins (1-1); McPherson (1-1); Pickle (1-1); Trussel (1-0); Horne (1-0); Ervin (1-0); Gardner (1-0); Anudike (1-0); Jones, W. (1-0); Elder (1-0); Boye-Doe (0-1); Stubblefield (0-0)

GAME TWO | SEPT. 11, 2021

LA MEMORIAL COLISEUM (LOS ANGELES)

KICKOFF: 7:46 PM PT • GAME DURATION: 3:28

	STANFORD	42	7	14	14	7	-
	#14 USC	28	0	10	3	15	-

Qtr	Time	Team - Scoring Play	Plays-Yards	TOP	Score
1st	9:04	Peat 87 yd run (Karty PAT)	1-87	0:12	STAN 7-USC 0
2nd	13:28	Ingram 2 yd run (Stadthaus PAT)	15-95	5:26	STAN 7-USC 7
2nd	8:34	Higgins 3 yd pass from McKee (Karty PAT)	9-75	4:54	STAN 14-USC 7
2nd	1:56	Stadthaus 24 yd FG	15-68	6:38	STAN 14-USC 10
2nd	0:09	Tremayne 6 yd pass from McKee (Karty PAT)	4-66	1:40	STAN 21-USC 10
3rd	9:14	Stadthaus 33 yd FG	12-59	5:46	STAN 21-USC 13
3rd	5:02	Kelly 31 yd interception (Karty PAT)	--	--	STAN 28-USC 13
3rd	0:25	McKee 1 yd run (Karty PAT)	5-56	1:25	STAN 35-USC 13
4th	9:16	Sanders 2 yd run (Karty PAT)	10-67	4:46	STAN 42-USC 13
4th	5:54	London 11 yd pass from Slovis (Stadthaus PAT)	9-75	3:22	STAN 42-USC 20
4th	0:46	Barlow 4 yd run (Bryant Jr. pass)	10-69	2:39	STAN 42-USC 28

	Stanford	USC
FIRST DOWNS	18	24
RUSHES-YARDS (NET)	30-141	33-185
PASSING YDS (NET)	234	223
Passes Att-Comp-Int	16-23-0	27-42-1
TOTAL OFFENSE PLAYS-YARDS	53-375	75-408
Fumble Returns-Yards	0-0	0-0
Punt Returns-Yards	1-1	1-21
Kickoff Returns-Yards	2-58	1-17
Interception Returns-Yards	1-31	0-0
Punts (Number-Avg)	3-140	4-194
Fumbles-Lost	0-0	0-0
Penalties-Yards	5-27	9-111
Possession Time	27:58	32:02
Third-Down Conversions	5 of 10	6 of 14
Fourth-Down Conversions	1 of 1	1 of 1
Red-Zone Scores-Chances	4-4	5-5
Sacks By: Number-Yards	0-0	0-0

RUSHING

Stanford-Peat 6-115; Jones 10-13; McKee 4-7; Sanders 2-5; Filkins 5-3; Smith, E.J. 1-2; TEAM 2-minus 4
USC- Malepeai 15-94; Ingram 10-44; Slovis 5-25; Barlow 3-22

PASSING

Stanford-Mills 16-23-0-234
USC- Slovis 27-42-1-223

RECEIVING

Stanford- Higgins 5-67; Tremayne 3-49; Humphreys 3-40; Jones, A. 2-54; Smith, E.J. 2-14; Yurosek 2-10
USC- Washington 6-47; London 4-68; Bryant Jr. 4-11; Ford 3-35; Ingram 3-15; Manjack IV 2-14; Wolf 1-9; Malepeai 1-8; Trigg 1-7; Nixon 1-5; Epps 1-4

INTERCEPTIONS

Stanford- Blu Kelly 1-31

FUMBLES

SACKS (UA-A)

TACKLES (UA-A)

Stanford- Williams, N. 8-1; Blu Kelly 6-1; Miezian 4-3; Damuni 2-5; Williamson 5-1; Booker 2-4; Wyrick 4-1; Manley 2-3; Reid 2-1; Fox, J. 1-2; Johnson 1-2; Mangun-Farrar 2-0; Wade-Perry 1-1; Herron 1-0; Keneley 1-0; Kaul 1-0; Archer 0-1; Jorgensen 0-1; Logan 0-1

USC- Tuipuloto 2-5; Johnson, G. 4-1; Taylor-Stuart 3-2; Pola-Mao 4-0; Steele 3-1; Nomura 2-2; Jackson 2-2; Williams 2-2; Mauga 2-2; Goforth 0-4; Bullock 1-1; Thompson Jr. 0-2; Ta'ufo'ou 0-2; Figueroa 1-0; Lewis 1-0; Stadthaus 1-0; Scott 0-1; Lichtenstein 0-1

Trees Topple No. 14 Troy

LOS ANGELES (AP) - Tanner McKee passed for two touchdowns and rushed for another score in his first collegiate start, and Stanford rebounded from a season-opening loss with a 42-28 upset victory over No. 14 Southern California on Saturday night.

Nathaniel Peat had an 87-yard touchdown run while racking up a career-high 115 yards, and Kyu Blu Kelly returned an interception 31 yards for a touchdown in a surprising rout for the Cardinal (1-1, 1-0 Pac-12). Led by McKee, Stanford's offense came back superbly a 24-7 loss to Kansas State last week.

McKee went 16 of 23 for 234 yards while seizing his chance to start. McKee hit Elijah Higgins and Brycen Tremayne for TDs as Stanford rolled to a 29-point lead in the fourth quarter of its ninth victory over USC in the California rivals' last 14 meetings.

Kedon Slovis passed for 223 yards, and Keaontay Ingram and Darwin Barlow rushed for TDs as the Trojans' (1-1, 0-1) nine-game regular season winning streak ended in tonight's win for Stanford.

Stanford's defense limited star Trojans receiver Drake London to four catches for 68 yards and a touchdown with 5:54 to play.

The 100th meeting between the Pac-12's two California private schools resumed a rivalry that was interrupted last season for the first time since 1945 by the coronavirus pandemic.

Peat put the Cardinal ahead early with his long sprint down the Cardinal sideline for the fifth-longest TD run in Stanford history. The speedy big-play tailback and kick returner nearly topped his previous career-high of 93 yards rushing on that play alone.

USC evened it early in the second quarter with a 15-play, 95-yard drive capped by Ingram's 2-yard TD surge, but McKee put the Cardinal back ahead with a 3-yard TD pass to Higgins on fourth down only after Stanford decided to go for it after USC lined up in the neutral zone on a successful field goal.

Stanford went up 21-10 right before halftime on Tremayne's TD reception, set up by a 49-yard catch by Austin Jones.



Kelly picked off Slovis' pass when it deflected off London's hands, and the cornerback eluded Slovis near the goal line to score his first career touchdown. The rout was on when McKee scored on a 1-yard keeper late in the third quarter.

Stanford's road trip to start the season continues when the Cardinal travels to Vanderbilt next Saturday, Sept. 18.

GAME THREE | SEPT. 18, 2021

VANDERBILT STADIUM (NASHVILLE, TENN.)

KICKOFF: 7:03 PM PT • GAME DURATION: 3:24

	STANFORD	41	14	13	7	7	-
	VANDERBILT	23	7	7	3	6	-

Qtr	Time	Team - Scoring Play	Plays-Yards	TOP	Score
1st	12:37	STAN - McKee 7 yd rush (Karty PAT)	4-75	2:23	STAN 7-VU 0
1st	7:35	VU - Davis 1 yd rush (Bulovas PAT)	14-75	5:02	STAN 7-VU 7
1st	2:52	STAN - Peat 21 yd rush (Karty PAT)	9-68	4:36	STAN 14-VU 7
2nd	4:19	VU - Boddie 3 yd pass from Seals (Bulovas PAT)	14-98	7:16	STAN 14-VU 14
2nd	1:53	STAN - Karty 46 yd FG	5-26	2:17	STAN 17-VU 14
2nd	0:40	STAN - Tremayne 5 yd pass from McKee (Karty PAT)	2-31	0:42	STAN 24-VU 14
2nd	0:00	STAN - Karty 35 yd FG	1-0	0:05	STAN 27-VU 14
3rd	11:18	STAN - Symonds 5 yd pass from McKee (Karty PAT)	4-55	1:31	STAN 34-VU 14
3rd	8:26	VU - Bulovas 34 yd FG	9-59	5:08	STAN 34-VU 17
4th	1:44	STAN - Smith, E.J. 1 yd rush (Karty PAT)	8-86	5:08	STAN 41-VU 17
4th	0:00	VU - Johnson, C. 26 yd pass from Wright (no PAT)	8-75	1:44	STAN 41-VU 23

	Stanford	Vanderbilt
FIRST DOWNS	20	23
RUSHES-YARDS (NET)	27-204	44-247
PASSING YDS (NET)	218	151
Passes Att-Comp-Int	16-29-0	18-40-1
TOTAL OFFENSE PLAYS-YARDS	56-422	84-398
Fumble Returns-Yards	0-0	0-0
Punt Returns-Yards	4-82	1-0
Kickoff Returns-Yards	2-71	0-0
Interception Returns-Yards	1-6	0-0
Punts (Number-Avg)	4-44.8	6-45.2
Fumbles-Lost	0-0	0-0
Penalties-Yards	8-53	7-66
Possession Time	28:38	31:22
Third-Down Conversions	2 of 9	5 of 18
Fourth-Down Conversions	1 of 2	4 of 4
Red-Zone Scores-Chances	5 of 6	3 of 3
Sacks By: Number-Yards	1-9	1-3

RUSHING

Stanford-Jones, A. 7-80; Peat 5-51; Filkins 4-38; Smith, E.J. 5-26; McKee 4-9; Yurosek 1-0; Sanders 1-0
Vanderbilt- Griffin 19-107; Davis, R. 12-76; Wright 3-36; Seals 7-16; Ziglor III 2-8; Smith, P. 1-4

PASSING

Stanford-Mills 19-29-0218
Vanderbilt- Seals 16-37-1-120; Wright 2-3-0-31

RECEIVING

Stanford- Tremayne 5-54; Higgins 4-31; Yurosek 2-47; Symonds 2-31; Smith, E.J. 2-8; Humphreys 1-26;
Jones, A. 1-9; Heimuli 1-7; Peat 1-5
Vanderbilt- Pierce 6-52; Shepperd 6-43; Johnson 2-28; Schoenwald 1-19; Abdur-Rahman 1-5; Boddie 1-3;
Griffin 1-1

INTERCEPTIONS

Stanford- Wyrick 1-6

FUMBLES

SACKS (UA-A)

Stanford- Herron 1-0
Vanderbilt- Owusu 0-1; Davis, D. 0-1

TACKLES (UA-A)

Stanford- Kelly, KB 5-3; Fox, J. 6-1; Reid 6-1; Herron 5-2; Manley 4-2; Williamson 1-5; Wyrick 4-0; Booker 3-1; Williams, N. 3-0; Damuni 2-1; Kaufusi 2-0; Miezan 1-1; Mangum-Farar 0-2; Phillips 0-2; Armitage 0-2; Leigber 1-0; Sinclair 0-1; Franklin 0-1; Lynch 1-1
Vanderbilt- Orji 5-1; Jerkins 4-1; Wright, D. 2-2; Harris 2-1; Barr 2-1; Jeudy 2-1; Owusu 1-2; Mahoney 2-0; Clifton 2-0; Afemui 2-0; George 2-0; Surgers 2-0; Williams 1-1; Wilkins 1-1; Davis, D. 1-1; Truesdell 1-0; Ziglor III 1-0; Pierce 1-0; Abdur-Rahman 1-0; Spencer 1-0; Lloyd 1-0; Anderson, B.J. 0-1; Worship 1-0

Nashville Heat

NASHVILLE, Tenn. (AP) -- Tanner McKee ran for a touchdown and threw for two more as Stanford beat Vanderbilt 41-23 Saturday night in the first meeting between the two programs.

Stanford (2-1) finally can head home on a two-game winning streak after playing the first three games on the road, the only Power Five program this season to even play its first two straight games away from home.

Stanford took control scoring 13 points in the final 1:53 of the second quarter. Joshua Karty kicked a 46-yard field goal, then Jimmy Wyrick picked off a Ken Seals pass for the first interception of his career. That set up McKee's second TD pass of the half, a 5-yarder to Brycen Tremayne with 40 seconds left.

The Cardinal defense forced the first three-and-out by Vandy. Casey Filkins returned the punt 48 yards to the Vandy 22, and an illegal formation penalty on the Commodores moved the ball to the 17. Karty came out for the easy 35-yarder for a 27-14 halftime lead. Those were the first field goals of the sophomore kicker's career.

Stanford made it 20 straight after forcing Vanderbilt three-and-out again to open the third quarter. McKee capped a 55-yard drive with a 5-yard TD pass to Jay Symonds for a 34-14 lead.

McKee finished with 218 yards passing in the second straight start of his career. The sophomore completed at least one pass to nine different receivers. Nathaniel Peat and E.J. Smith ran for a TD apiece.


The Cardinal had a 422-398 edge in total offense as Vanderbilt scored a TD on the final play of the game.

After a seven-game road trip that spans back to the 2020 season, Stanford finally returns home next Saturday to host UCLA on at Stanford Stadium.

GAME FOUR | SEPT. 25, 2021

STANFORD, STADIUM (STANFORD, CALIF.)

KICKOFF: 3 PM PT • GAME DURATION: 3:12

 STANFORD	24	0	7	7	10	-
#24 UCLA	35	14	7	7	10	-

Qtr	Time	Team - Scoring Play	Plays-Yards	TOP	Score
1st	12:12	UCLA - Thompson-Robinson 1 yd run (Barr-Mira PAT)	4-13	2:16	STAN 0-UCLA 7
1st	0:15	UCLA - Charbonnet 5 yd run (Barr-Mira PAT)	17-88	8:00	STAN 0-UCLA 14
2nd	4:31	STAN - Tremayne 19 yd pass from McKee (Karty PAT)	7-70	4:05	STAN 7-UCLA 14
2nd	0:23	UCLA - Thompson-Robinson 2 yd run (Barr-Mira PAT)	7-55	1:17	STAN 7-UCLA 21
3rd	5:30	STAN - Higgins 56 yd pass from McKee (Karty PAT)	1-56	0:10	STAN 14-UCLA 21
4th	13:06	STAN - Farrell 52 yd pass from McKee (Karty PAT)	5-80	2:12	STAN 21-UCLA 21
4th	12:56	UCLA - Phillips 75 yd pass from Thompson-Robinson (Barr-Mira PAT)	1-75	0:10	STAN 21-UCLA 28
4th	9:10	STAN - Karty 45 yd FG	7-45	3:46	STAN 24-UCLA 28
4th	2:30	UCLA - Phillips 5 yd pass from Thompson-Robinson (Barr-Mira PAT)	13-75	6:30	STAN 24-UCLA 35

	Stanford	UCLA
FIRST DOWNS	11	24
RUSHES-YARDS (NET)	22-67	52-204
PASSING YDS (NET)	293	251
Passes Att-Comp-Int	19-32-0	18-29-0
TOTAL OFFENSE PLAYS-YARDS	53-360	81-455
Fumble Returns-Yards	0-0	0-0
Punt Returns-Yards	1-15	3-74
Kickoff Returns-Yards	2-66	0-0
Interception Returns-Yards	0-0	0-0
Punts (Number-Avg)	7-49.4	6-46.5
Fumbles-Lost	0-0	0-0
Penalties-Yards	4-25	6-60
Possession Time	22:25	37:35
Third-Down Conversions	5 of 14	10 of 18
Fourth-Down Conversions	1 of 1	1 of 1
Red-Zone Scores-Chances	1 of 1	4 of 5
Sacks By: Number-Yards	4-25	2-16

RUSHING

Stanford-McKee 8-42; Peat 13-27; Sanders 1-minus 2
 UCLA- Charbonnet 24-118; Brown, B. 8-66; Thompson-Robinson 16-30; Garber 1-2; Team 3-minus 12

PASSING

Stanford-McKee 19-32-0-293
 UCLA- Thompson-Robinson 18-29-0-251

RECEIVING

Stanford- Higgins 5-103; Farrell 2-80; Peat 4-37; Humphreys 2-32; Tremayne 4-32; Archer 1-6; Symonds 1-2
 UCLA- Phillips 5-120; Charbonnet 5-57; Dulcich 3-45; Brown, K. 1-16; Norwood 1-5; Loya 1-4; Brown, B. 2-4

INTERCEPTIONS

FUMBLES

SACKS (UA-A)

Stanford- Booker 1-1; Miezán 1-1; Herron 1-0
 UCLA- Jackson, D. 1-0; Genmark-Heath 0-1; Knight 0-1

TACKLES (UA-A)

Stanford- Damuni 6-6; Booker 3-7; Gilman 6-3; Williamson 2-6; Fisk 1-5; Reid 0-6; Miezán 3-2; Sinclair 3-1; Mangum-Farrar 1-3; Kelly, KB 2-2; Wyrick 3-0; Johnson, R. 1-2; Fox, J. 1-1; Wade-Perry 2-0; Herron 1-0; Toomer 1-0; Phillips 1-0; Parsons 1-0; Lynch 1-0
 UCLA- Knight 3-5; Jones, Jr. 4-1; Genmark-Heath 0-4; Calvert 2-2; Johnson, Cal. 1-3; Agude 1-3; Johnson, Cam. 2-1; Irby 1-1; Kirkwood 1-1; Medrano 1-1; Kaho 0-2; Jackson, D. 2-0; Shaw 1-1; Osling III 1-0; Churchwell 0-1; Eboh 0-1; Trojan 0-1; Ogbonnia 0-1; Isibor 1-0

Card Falls to #24 UCLA in Home Opener

STANFORD, Calif. (AP) -- Playing its first home game since Nov. 2020, Stanford's comeback fell short in a 35-24 loss to No. 24 UCLA on Saturday night at Stanford Stadium.

Stanford (2-2, 1-1 Pac-12) had played its last seven games away from home because of COVID-19 protocols last season and a tough opening schedule. The Cardinal managed to win six of those games but came up short against the Bruins (3-1, 1-0 Pac-12).

UCLA broke out to a 14-0 lead and then, after letting Stanford battle back to tie it, got the biggest play of the game when Thompson-Robinson found Kyle Phillips open deep over the middle for a 75-yard TD on the next play from scrimmage.

The Bruins sealed the win when Thompson-Robinson threw a 5-yard TD pass to Phillips after briefly leaving the game with an injury.

Stanford started the game with five straight three-and-outs and trailed 14-0 on short TD runs by Thompson-Robinson and Zach Charbonnet before the offense even got going.

McKee then started to find some open receivers downfield as the Cardinal worked its way back into the game. Brycen Tremayne made a toe-tapping 19-yard TD grab to get Stanford on the board in the second quarter.

Then, after the Bruins went back up by 14 on Thompson-Robinson's second TD run late in the first half, McKee connected on a 56-yard TD pass to Elijah Higgins in the third quarter and a 52-yarder to Bryce Farrell early in the fourth to tie the game at 21.

But Thompson-Robinson answered on the next play and UCLA held on for the win.

Stanford faces No. 3 Oregon on Saturday at Stanford Stadium.

GAME FIVE | OCT. 2, 2021

STANFORD STADIUM (STANFORD, CALIF.)

KICKOFF: 12:40 PM PT • GAME DURATION: 4:03

 STANFORD	31	10	7	0	7	7
 #3 OREGON	24	0	7	10	7	0

Qtr	Time	Team - Scoring Play	Plays-Yards	TOP	Score
1st	10:30	STAN - Karty 25 yd FG	11-50	4:24	STAN 3-ORE 0
1st	6:25	STAN - Tremayne 18 yd pass from McKee (Karty PAT)	2-43	0:40	STAN 10-ORE 0
2nd	14:34	ORE - Brown, A. 3 yd rush (Lewis, C. PAT)	8-55	2:31	STAN 10-ORE 7
2nd	8:02	STAN - Sanders, I. 2 yd rush (Karty PAT)	12-75	6:32	STAN 17-ORE 7
3rd	8:32	ORE - Verdell 1 yd rush (Lewis, C. PAT)	8-48	3:48	STAN 17-ORE 14
3rd	0:53	ORE - Lewis, C. 22 yd FG	12-34	6:16	STAN 17-ORE 17
4th	9:32	ORE - Brown, A. 5 yd rush (Lewis, C. PAT)	5-80	2:11	STAN 17-ORE 24
4th	0:00	STAN - Higgins 2 yd pass from McKee (Karty PAT)	11-87	1:59	STAN 24-ORE 24
OT1	--	STAN - Humphreys 14 yd pass from McKee (Karty PAT)	6-25	--	STAN 31-ORE 24

Oregon- Hill 7-1; Heakulani 5-3; Thibodeaux 4-2; Sewell 2-4; Wright 3-2; Aumava 2-3; McKinley III 2-2; Funa 2-2; James 2-2; Stephens 1-2; Brown 1-2; Dorlus 1-1; Ware-Hudson 0-2; Bridges 1-0; Johnson III 1-0; Manning 1-0; Happle 1-0; Bassa 1-0; Cardwell 1-0; Buckner 1-0; Jones 0-1; Williams 0-1

Cardinal Clips No. 3 Oregon in OT

STANFORD, Calif. (AP) -- Tanner McKee threw a TD pass on an untimed down at the end of regulation to tie the game and another on the opening possession of overtime to lead Stanford to a 31-24 victory over No. 3 Oregon on Saturday.

McKee came back after leaving for a play on the final drive of regulation with an injury to tie it on a 2-yard pass to Elijah Higgins after a holding penalty by Oregon (4-1, 1-1 Pac-12) in the end zone extended the game one play.

McKee then gave the Cardinal (3-2, 2-1) the lead with a 14-yarder to John Humphreys in overtime. Stanford then forced Anthony Brown to throw an incomplete pass on fourth-and-8 to seal its fourth win against an Oregon team ranked in the top 10 since 2009.

The Ducks were appeared poised for their first 5-0 start in eight years when they rallied from 10 points down at halftime to take a 24-17 lead early in the fourth quarter on Brown's second TD run of the game.

But then McKee delivered the big plays late and the Cardinal capitalized on three Oregon penalties on the game-tying 87-yard drive in the final 1:59 of regulation.

McKee left the game for one play on the drive after being hit by Kayvon Thibodeaux on a play ruled targeting. Oregon was then called for another roughing the passer penalty and the holding penalty in the end zone on what appeared to be the final play.

The Cardinal got the untimed down and McKee delivered with the pass to Higgins. Stanford opted for the extra point and the game went to OT.

Stanford returns to play on a short week, traveling to Arizona State on Friday night.

	Stanford	Oregon
FIRST DOWNS	23	21
RUSHES-YARDS (NET)	35-124	54-228
PASSING YDS (NET)	230	186
Passes Att-Comp-Int	36-20-0	26-14-1
TOTAL OFFENSE PLAYS-YARDS	71-354	80-414
Fumble Returns-Yards	0-0	0-0
Punt Returns-Yards	2-17	4-49
Kickoff Returns-Yards	2-53	1-22
Interception Returns-Yards	1-4	0-0
Punts (Number-Avg)	6-44.3	5-42.8
Fumbles-Lost	1-0	1-0
Penalties-Yards	10-59	10-99
Possession Time	29:31	30:29
Third-Down Conversions	5 of 14	6 of 16
Fourth-Down Conversions	1 of 2	1 of 3
Red-Zone Scores-Chances	5-5	4-5
Sacks By: Number-Yards	2-6	2-8

RUSHING

Stanford-Peat 15-78; Jones, A. 9-30; McKee 9-14; Sanders, I. 1-2; West 1-0
Oregon- Dye, T. 19-96; Verdell 17-63; Brown, A. 12-35; Redd 2-29; Cardwell 3-5

PASSING

Stanford- McKee 20-36-0-230
Oregon- Brown, A. 14-26-1-186

RECEIVING

Stanford- Higgins 9-62; Humphreys 4-53; Tremayne 3-48; Yurosek 3-41; Jones, A. 2-1; Archer 1-13; Peat 1-12
Oregon- Dye, T. 4-39; Redd 3-16; Williams 2-20; Pittman 1-66; Johnson III 1-14; Verdell 1-13; Ferguson 1-11; Hutson 1-7

INTERCEPTIONS

Stanford-Reid 1-4

FUMBLES

SACKS (UA-A)

Stanford- Damuni 1-0; Miezan 0-1; Reid 0-1
Oregon- Sewell 1-0; Dorlus 0-1; Ware-Hudson 0-1



TACKLES (UA-A)

Stanford- Toomer 7-3; Damuni 5-4; Mangum-Farrar 6-2; Miezan 2-6; Fox 2-6; Williamson 5-2; Booker 4-2; Reid 1-5; Kelly, KB 4-1; Wade-Perry 1-3; Sinclair 0-4; Herron 2-1; Williams 2-0; Johnson, R. 0-2; Filkins 1-0; Heimuli 1-0; Bowman 1-0; Fisk 1-0; Slocum 0-1

GAME SIX | OCT. 8, 2021

SUN DEVIL STADIUM (TEMPE, ARIZ.)

KICKOFF: 7:35 PM PT • GAME DURATION: 3:17

	STANFORD	10	7	0	3	0	-
	#22 ARIZONA STATE	28	14	7	7	0	-

Qtr	Time	Team - Scoring Play	Plays-Yards	TOP	Score
1st	0:27	ASU - Ruiz 34 yd FG	8-66	1:57	STAN 0-ASU 3
1st	07:12	ASU - Daniels, J. 51 yd run (Zendejas PAT)	9-87	4:20	STAN 0-ASU 7
1st	04:09	STAN - Higgins 6 yd pass from McKee (Kenney PAT)	7-75	3:03	STAN 7-ASU 7
1st	01:05	ASU - White, R. 5 yd run (Zendejas PAT)	7-75	3:04	STAN 7-ASU 14
2nd	10:24	ASU - Badger 22 yd run (Zendejas PAT)	6-80	2:14	STAN 7-ASU 21
3rd	07:32	STAN - Sanborn 32 yd field goal	9-46	4:26	STAN 10-ASU 21
3rd	02:38	ASU - Pierce 27 yd interception return (Zendejas PAT)	--	--	STAN 10-ASU 28

Sinclair, Tristan 1-2; Wyrick, Jimmy 2-0; Herron, Stephen 1-1; Toomer, Nicolas 1-0; Kaufusi, Tangaloa 1-0; Slocum, Jaden 1-0; Mangum-Farrar, Jacob 1-0.
 Arizona St.-Fields,Evan 4-3; Johnson,Tyler 4-1; Jones,Jack 4-0; Pierce,Deandre 4-0; Robertson,Merli 3-1; Davis,Timarcus 2-1; Norman-Lott,Oma 2-1; Hill,Tommi 2-1; Cooper,Anthonie 1-2; Gentry,Eric 1-2; Butler,Darien 1-2; Clark,Jordan 2-0; Lucas,Chase 1-1; Davidson,D.J. 1-1; Soelle,Kyle 0-2; Markham,Keon 1-0; Markham,Kejuan 1-0; Woods,Ed 1-0; Boyd III,Jean 1-0.

Stanford Falls to No. 22 Arizona State in Tempe

TEMPE, Ariz. (AP) -- The Cardinal dropped a Pac-12 Friday night showdown against No. 22 Arizona State, 28-10, at Sun Devil Stadium.

The Sun Devils (5-0, 3-0 Pac-12) racked up 255 yards and three touchdowns on the ground. Jayden Daniels provided the balance, throwing for 175 yards and running for 76 more, including a 51-yard touchdown.

Stanford (3-3, 2-2) had trouble stopping Arizona State's run game, falling behind early, limited to 9 yards rushing on 20 carries.

Tanner McKee threw for 356 yards and a touchdown, but had his first three interceptions of the season. Pierce scored in the third quarter after Jack Jones stepped in front of a receiver for an interception and lateraled just before hitting the ground.

Elijah Higgins tallied 110 yards on seven catches with a touchdown, while sophomore tight end Benjamin Yurosek added 118 yards of his own on six catches.

Both teams were coming off big wins.

Stanford took down Oregon 31-24 by sending the game to overtime with a touchdown on an untimed final play of regulation.

Arizona State picked up one of its biggest wins under coach Herm Edwards, knocking off then-No. 20 UCLA 42-23.

The Sun Devils kept rolling against the Cardinal with an onslaught of big plays.

Daniels scrambled through a hole up the middle, ran away from two Stanford defenders who collided and raced off for a 51-yard touchdown run on Arizona State's opening drive.

Raachad White scored on a 5-yard run, one play after leaping a defender for a 29-yard gain. The Sun Devils pulled off consecutive trick plays covering 54 yards, the second Elijah Badger's 22-yard TD run on a reverse to lead 21-7 at halftime.

Arizona State's offense stagnated in the second half, but the defense came up with the big plays when it needed.

Stanford had some early success on offense and scored when McKee hit Elijah Higgins on a 6-yard corner fade. The Cardinal stalled after that and McKee threw his first interception of the season on a pass that caromed off two players' hands in the closing seconds of the first half.

The interception-lateral TD put Arizona State up 28-10 in the third quarter and Jordan Clark came up with Arizona State's third interception when McKee threw behind a receiver.

Stanford remains on the road next week to play at Washington State on Saturday, Oct. 16

	Stanford	Arizona State
FIRST DOWNS	20	21
RUSHES-YARDS (NET)	20-9	44-255
PASSING YDS (NET)	356	175
Passes Att-Comp-Int	27-45-3	14-23-0
TOTAL OFFENSE PLAYS-YARDS	65-365	67-430
Fumble Returns-Yards	1-0	0-0
Punt Returns-Yards	1-15	0-0
Kickoff Returns-Yards	0-0	0-0
Interception Returns-Yards	0-0	3-28
Punts (Number-Avg)	4-30.8	3-31.3
Fumbles-Lost	1-0	1-1
Penalties-Yards	4-40	5-53
Possession Time	28:06	31:54
Third-Down Conversions	5 of 14	7 of 13
Fourth-Down Conversions	1 of 3	1 of 2
Red-Zone Scores-Chances	2-2	1-3
Sacks By: Number-Yards	2-5	5-31

RUSHING

Stanford-Peat, Nathaniel 7-32; Jones, Austin 7-13; McKee, Tanner 6-minus 32
 Arizona St.-White,Rachaad 13-96; Daniels,Jayden 13-76; Trayanum,DeaMon 9-50; Badger,Elijah 1-22; Ngata,Daniyel 5-21; TEAM 3-minus 10.

PASSING

Stanford-McKee, Tanner 27-45-3-356
 Arizona St.-Daniels,Jayden 14-23-0-175.

RECEIVING

RECEIVING: Stanford-Higgins, Elijah 7-110; Yurosek, Benjamin 6-118; Jones, Austin 5-43; Humphreys, John 4-47; Filkins, Casey 2-5; Symonds, Jay 1-21; Starr, Silas 1-8; Peat, Nathaniel 1-4
 Arizona St.-Hodges,Curtis 4-76; Bunkley-Shelton 4-37; Pearsall,Ricky 2-17; Johnson,Andre 1-20;
 Badger,Elijah 1-19; Thompson,Bryan 1-5; White,Rachaad 1-1.

INTERCEPTIONS

Arizona St.-Markham,Keon 1-2; Jones,Jack 1-0; Clark,Jordan 1-0; Pierce,Deandre 0-26.

FUMBLES

Stanford-Jones, Austin 1-0
 Arizona St.-Trayanum,DeaMon 1-1.

SACKS (UA-A)

Stanford-Mangum-Farrar, Jacob 1-0; Fisk, Tucker 1-0.
 Arizona St.-Johnson,Tyler 2-0; Pierce,Deandre 1-0; Cooper,Anthonie 1-0; Norman-Lott,Oma 1-0.

TACKLES (UA-A)

Stanford-Reid, Gabe 7-3; Miezan, Ricky 3-3; Fox, Jordan 2-4; Kelly, Kyu Blu 5-0; Gilman, Alaka'i 4-1;
 Damuni, Levani 4-1; Williamson, Kendall 4-0; Fisk, Tucker 2-1; Booker, Thomas 1-2; Wade-Perry, Dalyn 1-2;

GAME SEVEN | OCT. 16, 2021

MARTIN STADIUM (PULLMAN, WASH.)

KICKOFF: 4:32 PM PT • GAME DURATION: 3:22

	STANFORD	31	13	3	0	15	-
	WASHINGTON ST.	34	0	20	7	7	-

Qtr	Time	Team - Scoring Play	Plays-Yards	TOP	Score
1st	11:10	STAN - Yurosek 45 yd pass from McKee (Karty PAT)	7-75	3:50	STAN 7-WSU 0
1st	4:45	STAN - Karty 51 yd FG	5-15	1:10	STAN 10-WSU 0
1st	0:13	STAN - Karty 32 yd FG	8-33	3:36	STAN 13-WSU 0
2nd	13:24	WSU - Harris 32 yd pass from de Laura (Janikowski PAT)	3-70	1:49	STAN 13-WSU 7
2nd	9:21	WSU - Jackson Jr. 31 yd pass from de Laura (Janikowski PAT blocked)	6-55	2:58	STAN 13-WSU 13
2nd	3:07	WSU - Stribling 10 yd pass from de Laura (Janikowski PAT)	1-10	0:07	STAN 13-WSU 20
2nd	0:39	STAN - Karty 31 yd FG	8-62	2:28	STAN 16-WSU 20
3rd	4:34	WSU - Borghi 2 yd rush (Janikowski PAT)	7-66	3:29	STAN 16-WSU 27
4th	14:06	STAN - McKee 1 yd rush (McKee rush GOOD)	9-74	5:23	STAN 24-WSU 27
4th	7:32	STAN - Jones 8 yd pass from McKee (Karty PAT)	11-85	5:28	STAN 31-WSU 27
4th	1:30	WSU - Borghi 2 yd rush (Janikowski PAT)	6-70	1:56	STAN 31-WSU 34

SACKS (UA-A)

Stanford-Damuni, Levani 1-0.
Washington St.-Roff, Quinn 1-0; Stone, Jr., Ron 1-0; Pule, Antonio 1-0; Jackson, Brennan 1-0.

TACKLES (UA-A)

TACKLES (UA-A): Stanford-Damuni, Levani 5-7; Miezan, Ricky 3-5; Williamson, Kendall 4-2; Kelly, Kyu Blu 3-3; Booker, Thomas 3-1; Fox, Jordan 2-1; Wyrick, Jimmy 2-1; Manley, Zahran 1-1; Wade-Perry, Dalyn 1-0; Johnson, Ryan 1-0; Toomer, Nicolas 1-0; Heimuli, Houston 1-0; Jorgensen, Spencer 1-0; Reid, Gabe 0-1. Washington St.-Rogers, Justus 5-3; Stone, Jr., Ron 5-2; Jackson, Brennan 3-3; Thornton, Kyle 2-4; Langford, Derric 4-1; Hicks III, Georg 3-1; Isom, Daniel 2-2; Marsh, Armani 2-2; Hill, Tyrone 1-3; Pule, Antonio 3-0; Brown, Travion 2-1; Mauigoa, Francis 2-0; Watson, Jaylen 2-0; Roff, Quinn 2-0; Wilson, Ben 1-1; Crowder, Ahmir 1-0; Smith-Wade, Chau 1-0; Edson, Andrew 1-0; Woods, Jahad 1-0; Hobert, Joey 0-1; Echevarria, Jesu 0-1; Mujahid, Amir 0-1; Victor, Lincoln 0-1; Mejia, Christian 0-1.

	Stanford	Washington State
FIRST DOWNS	20	19
RUSHES-YARDS (NET)	35-76	27-100
PASSING YDS (NET)	273	289
Passes Att-Comp-Int	32-23-0	30-17-0
TOTAL OFFENSE PLAYS-YARDS	67-349	57-389
Fumble Returns-Yards	0-0	0-0
Punt Returns-Yards	1-19	1-6
Kickoff Returns-Yards	4-91	2-30
Interception Returns-Yards	0-0	0-0
Punts (Number-Avg)	4-36.2	4-44.8
Fumbles-Lost	2-2	0-0
Penalties-Yards	8-60	8-107
Possession Time	32:59	27:01
Third-Down Conversions	5 of 13	3 of 10
Fourth-Down Conversions	0 of 0	0 of 2
Red-Zone Scores-Chances	4-4	3-4
Sacks By: Number-Yards	1-19	4-17

Cardinal Comes Up Short in Pullman

PULLMAN, Wash. (AP) -- The Cardinal mounted a second-half comeback in Pullman, but Max Borghi scored on a 2-yard run with 1:30 left in the game as Washington State overcame Stanford 34-31 on Saturday.

Borghi's winning score was set up by a 41-yard pass reception by Calvin Jackson Jr. Borghi finished with 89 yards rushing and two touchdowns.

Quarterback Jayden de Laura threw for 289 yards and three touchdowns for Washington State (4-3, 3-2 Pac-12), which won its third straight game and holds a five-game winning streak against Stanford.

Austin Jones and Benjamin Yurosek caught touchdown passes for Stanford (3-4, 2-3), while Joshua Karty kicked three field goals.

Quarterback Tanner McKee fired a 45-yard touchdown pass to Yurosek on Stanford's first possession. Karty added a pair of field goals as Stanford jumped to a 13-0 first quarter lead.

The Cougars came to life in the second quarter, as de Laura threw touchdown passes of 32 yards to Travell Harris, 31 yards to Jackson and 10 yards to De'Zhaun Stribling for a 20-13 lead.

Borghi powered over from the 2 late in the third quarter to lift WSU to a 27-16 lead.

But the Cardinal replied with a 74-yard drive. McKee pushed into the end zone from the 1 early in the fourth, then ran in the two-point conversion to cut Washington State's lead to 27-24.

After a Washington State punt, Stanford drove 85 yards and took a 31-27 lead on McKee's 8-yard scoring pass to Jones with 7:32 left in the game.

Washington State got the ball back on its 30 with 3:26 left. De Laura marched them down the field and Borghi scored the winning points with 1:30 left.

The Cardinal has a bye next Saturday before hosting Washington on Oct. 30.

RUSHING

Stanford-Peat, Nathaniel 10-27; Jones, Austin 11-23; McKee, Tanner 11-12; Yurosek, Benjamin 1-11; Filkins, Casey 2-3
Washington St.-Borghi, Max 17-89; McIntosh, Deon 5-22; Victor, Lincoln 2-3; TEAM 1-minus 2; de Laura, Jayden 2-minus 12.

PASSING

Stanford-McKee, Tanner 23-32-0-273
Washington St.-de Laura, Jayden 17-30-0-289.

RECEIVING

Stanford-Jones, Austin 9-75; Yurosek, Benjamin 5-99; Higgins, Elijah 4-27; Farrell, Bryce 3-53; Starr, Silas 2-19
Washington St.-Harris, Travell 5-71; Victor, Lincoln 2-73; Jackson, Jr., Ca 2-72; Hobert, Joey 2-29; Stribling, De'Zh 2-27; McIntosh, Deon 2-18; Borghi, Max 2-minus 1

INTERCEPTIONS

Stanford-None
Washington State- None


FUMBLES

Stanford-McKee, Tanner 1-1; Peat, Nathaniel 1-1
Washington St.-None

GAME EIGHT | OCT. 30, 2021

STANFORD STADIUM (STANFORD, CALIF.)

KICKOFF: 7:40 P.M. PT • GAME DURATION: 3:18

 STANFORD	13	3	0	0	10	-
 WASHINGTON	20	0	9	3	8	-

Qtr	Time	Team - Scoring Play	Plays-Yards	TOP	Score
1st	7:56	STAN - Karty 35 yd FG	13-58	7:04	STAN 3- UW 0
2nd	14:07	UW - Henry 24 yd FG	12-57	5:39	STAN 3- UW 3
2nd	6:49	UW - Henry 37 yd FG	8-50	4:37	STAN 3- UW 6
2nd	0:00	UW - Henry 32 yd FG	13-81	3:00	STAN 3- UW 9
3rd	5:17	UW - Henry 35 yd FG	6-18	2:37	STAN 3- UW 12
4th	12:52	STAN - McKee 1 yd run (Karty PAT)	16-75	7:25	STAN 10- UW 12
4th	7:05	STAN - Karty 43 yd FG	8-29	3:25	STAN 13- UW 12
4th	0:21	UW - McMillan 20 yd pass from Morris (Jackson rush)	8-67	2:30	STAN 13- UW 20

TACKLES (UA-A)

Stanford-Damuni, Levani 5-7; Williams, Noah 5-3; Kelly, Kyu Blu 4-2; Booker, Thomas 3-3; Miezian, Ricky 3-3; Reid, Gabe 3-3; Williamson, Kendall 2-4; Sinclair, Tristan 3-2; Johnson, Ryan 2-1; Toomer, Nicolas 2-1; Wade-Perry, Dalyn 2-1; Fox, Jordan 2-1; Slocum, Jaden 1-0; Farrell, Bryce 1-0; Herron, Stephen 0-1; Fisk, Tucker 0-1; Keneley, Lance 0-1; Phillips, Tobin 0-1; Wyrick, Jimmy 0-1
 Washington-Bruener, Carson 11-5; Sirmon, Jackson 5-2; Hampton, Dominiq 5-0; Tafisi, MJ 3-1; Tunuufi, Voi 3-0; Radley-Hiles, Br 3-0; Letuligasenoa, T 2-1; McDonald, Cooper 2-1; McDuffie, Trent 1-2; Lolohea, Jordan 1-2; Taimani, Sam 1-1; Jackson, Giles 1-0; Powell, Mishael 1-0; Smalls, Sav'ell 1-0; Fautanu, Troy 1-0; Irvin, Julius 1-0; Racanelli, Sawye 1-0; Bades, Jacob 0-1

	Stanford	Washington
FIRST DOWNS	21	17
RUSHES-YARDS (NET)	42-229	28-67
PASSING YDS (NET)	146	194
Passes Att-Comp-Int	25-17-0	32-21-2
TOTAL OFFENSE PLAYS-YARDS	67-375	60-261
Fumble Returns-Yards	0-0	0-0
Punt Returns-Yards	0-0	3-31
Kickoff Returns-Yards	0-0	2-62
Interception Returns-Yards	2-25	0-0
Punts (Number-Avg)	3-43.0	4-35.5
Fumbles-Lost	1-0	1-1
Penalties-Yards	4-33	4-25
Possession Time	30:10	29:50
Third-Down Conversions	5 of 13	4 of 12
Fourth-Down Conversions	0 of 2	0 of 0
Red-Zone Scores-Chances	5-5	2-3
Sacks By: Number-Yards	4-18	0-0

Cardinal Falls to Huskies, 20-13

STANFORD, Calif. (AP) - Dylan Morris threw a 20-yard touchdown pass to Jalen McMillan with 21 seconds remaining, and Stanford fell in a Pac-12 North showdown to rivals Washington Saturday night on The Farm, 20-13.

Sean McGrew ran for 114 yards on 19 carries to pace Washington. Cameron Davis added 99 yards on 18 attempts to help the Huskies (3-2, 4-4 Pac-12) pile up a season-high 229 yards on the ground.

Peyton Henry matched his career-high with four field goals.

Stanford has lost three straight since knocking off then-No. 3 Oregon.

The Cardinal (2-4, 3-5) trailed most of the game before scoring 10 points in the fourth quarter to take a brief lead.

Quarterback Tanner McKee scored on a 1-yard dive and Joshua Karty kicked a 43-yard field goal that put Stanford up 13-12.

After Washington was called for a delay on the first play of its ensuing drive, the Huskies moved quickly downfield and appeared to be setting up for a field goal before Morris lofted a perfect throw to McMillan for the game-winning score.

Washington: The Huskies are feeling a lot better after their second consecutive comeback win. Morris made the game-winning throw but it was Washington's running game that made the difference. McGrew and Davis were unstoppable most of the night.

Stanford returns to Stanford Stadium to host Utah on Nov. 5.

RUSHING

Stanford-Jones, Austin 16-62; Peat, Nathaniel 4-13; Sanders, Isaiah 2-8; Smith, E.J. 1-3; McKee, Tanner 5-minus 19.

Washington-McGrew, Sean 19-114; Davis, Cameron 18-99; Bynum, Terrell 1-8; Morris, Dylan 2-7; Forward, Javon 1-2; TEAM 1-minus 1.

PASSING

Stanford-McKee, Tanner 21-32-2-194

Washington-Morris, Dylan 17-25-0-146

RECEIVING

Stanford-Yurosek, Benjamin 6-93; Higgins, Elijah 4-39; Smith, E.J. 4-17; Jones, Austin 2-20; Ungar, Lukas 2-13; Farrell, Bryce 2-1; Heimuli, Houston 1-11

Washington-McMillan, Jalen 6-84; Odunze, Rome 6-37; Otton, Cade 2-13; McGrew, Sean 1-5; Davis, Cameron 1-4; Culp, Devin 1-3

INTERCEPTIONS

Washington-Sirmon, Jackson 1-20; Radley-Hiles, Br 1-5

FUMBLES

Washington-Otton, Cade 1-0. Stanford-McKee, Tanner 1-1



SACKS (UA-A)

Washington-Tunuufi, Voi 2-0; Bruener, Carson 1-1; McDonald, Cooper 0-1

GAME NINE | NOV. 5, 2021

STANFORD STADIUM (STANFORD, CALIF.)

KICKOFF: 7:40 P.M. PT • GAME DURATION: 3:00

 STANFORD	7	0	0	7	0	-
 UTAH	52	14	24	0	14	-

Qtr	Time	Team - Scoring Play	Plays-Yards	TOP	Score
1st	10:57	UTAH - Thomas,Tavion 10 yd run (Redding,Jadon kick)	9-65	4:03	STAN 0-UTAH 7
1st	06:15	UTAH - Thomas,Tavion 5 yd run (Redding,Jadon kick)	6-68	2:33	STAN 0-UTAH 14
2nd	14:31	UTAH - Thomas,Tavion 58 yd run (Redding,Jadon kick)	1-58	0:12	STAN 0-UTAH 21
2nd	06:37	UTAH - Thomas,Tavion 11 yd run (Redding,Jadon kick)	10-90	4:17	STAN 0-UTAH 28
2nd	03:10	UTAH - Pledger,T.J. 96 yd run (Redding,Jadon kick)	1-96	0:16	STAN 0-UTAH 35
2nd	00:00	Redding,Jadon 29 yd field goal	9-52	1:07	STAN 0-UTAH 38
3rd	10:14	STAN - Sanders,I 4 yd run (Karty,J kick)	8-65	4:46	STAN 7-UTAH 38
4th	12:11	Lloyd,Devin 2 yd interception return (Redding,Jadon kick)	--	--	STAN 7-UTAH 45
4th	01:48	Bernard,Micah 11 yd run (Redding,Jadon kick)	9-65	5:18	STAN 7-UTAH 53

	Utah	Stanford
FIRST DOWNS	30	11
RUSHES-YARDS (NET)	46-441	31-83
PASSING YDS (NET)	140	85
Passes Att-Comp-Int	22-13-0	23-15-1
TOTAL OFFENSE PLAYS-YARDS	68-581	54-168
Fumble Returns-Yards	0-0	0-0
Punt Returns-Yards	4-42	0-0
Kickoff Returns-Yards	0-0	5-106
Interception Returns-Yards	1-2	0-0
Punts (Number-Avg)	1-40.0	7-46.3
Fumbles-Lost	2-1	1-1
Penalties-Yards	2-19	2-18
Possession Time	30:22	29:38
Third-Down Conversions	7 of 11	2 of 12
Fourth-Down Conversions	1 of 2	1 of 1
Red-Zone Scores-Chances	5-6	1-1
Sacks By: Number-Yards	5-24	0-0

RUSHING

Stanford- Smith, E.J. 7-54; Jones, Austin 9-33; Farrell, Bryce 1-8; Sanders, Isaiah 5-6; Peat, Nathaniel 3-1; West, Jack 6-minus 19
Utah- Thomas,Tavion 20-177; Bernard,Micah 12-110; Pledger,T.J. 4-107; Curry,Chris 4-20; Covey,Britain 1-19; Jackson,Ja'Quin 1-10; Kuithe,Brant 1-minus 1; Rising,Cameron 3-minus 1

PASSING

Stanford- West, Jack 12-18-1-59; Sanders, Isaiah 2-3-0-29; Patu, Ari 1-2-0-minus 3
Utah- Rising,Cameron 13-22-0-140

RECEIVING

Stanford- Yurosek, Benjamin 4-42; Farrell, Bryce 3-minus 11; Wilson, Michael 2-22; Starr, Silas 2-15; Jones, Austin 2-6; Smith, E.J. 1-9; Symonds, Jay 1-2
Utah- Covey,Britain 3-23; Bernard,Micah 2-32; Vele,Devaughn 2-31; Enis,Solomon 2-29; Pledger,T.J. 2-9; Kuithe,Brant 1-9; Thomas,Tavion 1-7.

INTERCEPTIONS

Utah- Lloyd,Devin 1-2

FUMBLES

TEAM 1-0; Rising,Cameron 1-1
Stanford-West, Jack 1-1

SACKS (UA-A)

Utah- Fillinger,Van 1-0; Bishop,Cole 1-0; Tafua,Mika 1-0; Lloyd,Devin 1-0; Suguturaga,Miki 1-0

TACKLES (UA-A)

Stanford- Damuni, Levani 7-1; Kelly, Kyu Blu 5-2; Mangum-Farrar, Jacob 4-3; Miezian, Ricky 4-3; Booker, Thomas 3-1; Williams, Noah 3-1; Reid, Gabe 3-0; Gilman, Alaka'i 2-1; Turner-Muhammad, S. 1-2; Williamson, Kendall 2-0; Herron, Stephen 1-1; Bonner, Ethan 1-1; Fox, Andres 1-1; Sinclair, Tristan 0-2; Franklin, Anthony 1-0; Phillips, Tobin 1-0; Keneley, Lance 1-0; Symonds, Jay 1-0; Peat, Nathaniel 1-0; Fox, Jordan 1-0; Fisk, Tucker 1-0; Wyrick, Jimmy 0-1; Johnson, Ryan 0-1; Kaufusi, Tangaloa 0-1
Utah- Lloyd,Devin 5-4; Tafua,Mika 4-2; Vaughn,Zemaiah 4-1; Sewell,Nephi 4-1; Bishop,Cole 2-3; Reid,Karene 3-1; Davis,Vonte 3-0; Elliss,Jonah 1-2; Phillips,Clark 2-0; Fillinger,Van 2-0; Furey,Hayden 1-1; Reeves,Bryson 0-2; Mata'afa,Andrew 1-0; Tafua,Junior 1-0; McKinney,Brando 1-0; Rowan,Kyrese 1-0; Marks,Faybian 1-0; Latu,Kamo'i 1-0; Suguturaga,Miki 1-0; Vimahi,Aliki 1-0; Yassmin,Thomas 1-0; Reynolds,Trey 0-1

Cardinal Falls to Utes

STANFORD, Calif. (AP) - Stanford fell to Utah 52-7 on Friday night at Stanford Stadium.

The Cardinal (3-6, 2-5 Pac-12), which has lost four straight games, suffered its most lopsided loss since a 57-7 defeat to Notre Dame in 2003.

Playing without injured starting quarterback Tanner McKee, Stanford struggled offensively in totaling 168 yards overall.

The Cardinal's lone score came from Isaiah Sanders, who rushed for a four-yard touchdown with 10:14 remaining in the third quarter.

Sanders (2-3, 29 yards) and Jack West (12-18, 59 yards) shared quarterback duties in McKee's absence.

E.J. Smith finished with seven carries for 54 yards while Austin Jones rushed nine times for 33 yards.

Benjamin Yurosek finished with a team-high four catches for 42 yards.

Utah built a 38-0 halftime lead and was paced by Tavion Thomas, who ran for four first-half touchdowns on the way to 177 yards.

Stanford visits Oregon State next on Saturday, Nov. 13.

GAME TEN | NOV. 13, 2021

RESER STADIUM (CORVALLIS, ORE.)

KICKOFF: 2:40 P.M. PT • GAME DURATION: 3:04

	STANFORD	14	0	0	7	7	-
	OREGON STATE	35	7	7	14	7	-

Qtr	Time	Team - Scoring Play	Plays-Yards	TOP	Score
1st	6:30	Nolan 4 yd rush (Hayes PAT)	16-75	7:29	STAN 0-OSU 7
2nd	0:17	Colletto 2 yd rush (Hayes PAT)	10-63	3:28	STAN 0-OSU 14
3rd	13:24	Bradford 67 yd pass from Nolan (Hayes PAT)	3-75	1:36	STAN 0-OSU 21
3rd	10:24	Yurosek 8 yd pass from Patu (Karty PAT)	7-75	3:00	STAN 7-OSU 21
3rd	2:40	Baylor 6 yd rush (Hayes PAT)	12-80	5:06	STAN 7-OSU 28
4th	13:19	Quitoriano 5 yd pass from Nolan (Hayes PAT)	6-34	2:02	STAN 7-OSU 35
4th	6:25	Peat 18 yd rush (Karty PAT)	14-75	6:54	STAN 14-OSU 35

TACKLES (UA-A)

Stanford-Mangum-Farrar, Jacob 4-8; Booker, Thomas 4-5; Williams, Noah 2-7; Reid, Gabe 5-3; Williamson, Kendall 6-1; Bonner, Ethan 5-1; Toomer, Nicolas 3-3; Sinclair, Tristan 4-1; Turner-Muhammad, S. 2-1; Wyrick, Jimmy 2-1; Wade-Perry, Dalyn 1-2; Damuni, Levani 1-2; Kaufusi, Tangaloo 1-1; Gilman, Alaka'i 1-1; Jorgensen, Spencer 0-2; Fox, Andres 0-2; Heimuli, Houston 1-0; Farrell, Bryce 1-0; Johnson, Ryan 0-1; Keneley, Lance 0-1; DiCosmo, Aeneas 0-1; Fox, Jordan 0-1; Franklin, Anthony 0-1
Oregon St.-Speights, Omar 3-6; Roberts, Avery 1-7; Oladapo, Kitan 4-2; Arnold, Akili 2-4; Grant, Jaydon 1-3; Hughes-Murray, A 2-1; Rawls, James 1-2; Wright, Rejzohn 1-2; Schad, Keonte 1-2; Sandberg, Simon 1-1; Sharp, Riley 0-2; Mascarenas, East 0-1; Skelton, Alexand 0-1; Hayes, Everett 0-1; Austin, Alex 0-1

	Stanford	Oregon State
FIRST DOWNS	15	28
RUSHES-YARDS (NET)	27-136	51-218
PASSING YDS (NET)	94	257
Passes Att-Comp-Int	22-10-2	25-19-0
TOTAL OFFENSE PLAYS-YARDS	49-230	76-475
Fumble Returns-Yards	0-0	0-0
Punt Returns-Yards	0-0	1-12
Kickoff Returns-Yards	1-36	0-0
Interception Returns-Yards	0-0	2--2
Punts (Number-Avg)	2-49.0	1-44.0
Fumbles-Lost	1-1	1-0
Penalties-Yards	7-58	6-55
Possession Time	23:13	36:47
Third-Down Conversions	4 of 11	10 of 15
Fourth-Down Conversions	2 of 2	2 of 3
Red-Zone Scores-Chances	2-2	4-5
Sacks By: Number-Yards	0-0	0-0

Cardinal Falls to Beavers in Corvallis

CORVALLIS, Ore. (AP) -- Chance Nolan passed for 257 yards and two touchdowns, and ran for a score, leading Oregon State to a 35-14 win over Stanford on Saturday.

Nolan completed 19 of 25 passes, including a 67-yard touchdown to Trevon Bradford that increased the lead to 21-0 early in the third quarter.

Injuries have taken a toll on Stanford (3-7, 2-6), which has lost five games in a row.

Freshman Ari Patu struggled to get the Cardinal's passing game going in his first career start, completing 7 of 14 for 51 yards with a touchdown and interception before leaving midway through the third quarter with an undisclosed injury. Stanford used three quarterbacks in the game.

Oregon State opened the scoring in the first quarter on Nolan's 4-yard touchdown run, culminating a 16-play, 74-yard drive.

Jack Colletto's 2-yard touchdown run on a direct snap with 17 seconds left in the first half gave the Beavers a 14-0 advantage at the break. Stanford managed just 74 total yards in the opening half and its best drive ended on a blocked field goal attempt from 55 yards.

Oregon State increased its lead on 21-0 early in the third quarter when Bradford turned a short pass into a 67-yard touchdown.

Stanford answered with its best drive of the game. Patu completed an 8-yard touchdown pass to tight end Benjamin Yurosek on fourth and 2, cutting the lead to 21-7.

B.J. Baylor's 6-yard touchdown run late in the third quarter, and a 5-yard touchdown pass to tight end Teagan Quitoriano early in the third quarter gave Oregon State a 35-7 lead.

Nathaniel Peat scored on a rush from 18 yards out to bring the game to its final score of 35-14.

The Cardinal hosts California next Saturday.

RUSHING

Stanford-Sanders, Isaiah 9-37; Jones, Austin 10-36; Peat, Nathaniel 4-35; Patu, Ari 3-31; Plautz, Dylan 1-minus 3
Oregon St.-Baylor, B.J. 23-80; Fenwick, Deshaun 6-50; Lowe, Trey 9-47; Nolan, Chance 7-29; Colletto, Jack 3-8; Gould, Anthony 1-4; Harrison, Tre'Sh 1-1; TEAM 1-minus 1

PASSING

Stanford-Patu, Ari 7-14-1-51; Plautz, Dylan 2-5-1-26; Sanders, Isaiah 1-3-0-17
Oregon St.-Nolan, Chance 19-25-0-257

RECEIVING

Stanford-Wilson, Michael 5-50; Yurosek, Benjamin 2-27; Peat, Nathaniel 2-9; Jones, Austin 1-8
Oregon St.-Harrison, Tre'Sh 5-55; Bradford, Trevon 3-80; Flemings, Champ 3-39; Quitoriano, Teag 3-31; Fenwick, Deshaun 2-14; Beason, Zeria 1-19; Baylor, B.J. 1-13; Lowe, Trey 1-6

INTERCEPTIONS

Oregon St.-Wright, Rejzohn 1-0; Grant, Jaydon 1-minus 2

FUMBLES

Stanford-Jones, Austin 1-1
Oregon St.-Quitoriano, Teag 1-0



SACKS (UA-A)

None

GAME ELEVEN | NOV. 20, 2021

STANFORD STADIUM (STANFORD, CALIF.)

KICKOFF: 4:10 PM PT • GAME DURATION: 3:25

	STANFORD	11	0	3	0	8	-
	CALIFORNIA	41	0	14	13	14	-

Qtr	Time	Team - Scoring Play	Plays-Yards	TOP	Score
2nd	12:07	Clark 84 yd pass from Garbers (Longhetto PAT)	4-95	2:04	STAN 0-CAL 7
2nd	5:38	Brooks 1 yd pass from Garbers (Longhetto PAT)	11-80	5:21	STAN 0-CAL 14
2nd	0:00	Karty 32 yd FG	6-41	0:34	STAN 3-CAL 14
3rd	11:05	Longhetto 24 yd FG	9-69	3:55	STAN 3-CAL 17
3rd	4:40	Longhetto 34 yd FG	6-81	3:47	STAN 3-CAL 20
3rd	1:26	Dancy 76 yd run (Longhetto PAT)	2-80	0:53	STAN 3-CAL 27
4th	12:48	Austin Jones 1 yd run (McKee pass to Humphreys good)	13-80	3:33	STAN 11-CAL 27
4th	10:30	Dancy 2 yd run (Longhetto PAT)	4-39	2:15	STAN 11-CAL 34
4th	5:00	Street 5 yd run (Longhetto PAT)	8-60	4:39	STAN 11-CAL 41

	California	Stanford
FIRST DOWNS	22	21
RUSHES-YARDS (NET)	34-352	26-43
PASSING YDS (NET)	284	239
Passes Att-Comp-Int	29-19-1	43-26-2
TOTAL OFFENSE PLAYS-YARDS	63-636	69-282
Fumble Returns-Yards	0-0	0-0
Punt Returns-Yards	1-0	0-0
Kickoff Returns-Yards	0-0	8-128
Interception Returns-Yards	2-4	1-20
Punts (Number-Avg)	1-36.0	5-45.4
Fumbles-Lost	1-1	0-0
Penalties-Yards	8-97	6-40
Possession Time	31:43	28:17
Third-Down Conversions	6 of 12	4 of 12
Fourth-Down Conversions	1 of 2	1 of 3
Red-Zone Scores-Chances	5-6	2-4
Sacks By: Number-Yards	3-10	1-4

RUSHING

Stanford-Jones, Austin 10-28; Peat, Nathaniel 6-19; Smith, E.J. 4-6; McKee, Tanner 6-minus 10
 California-Brooks,Christop 13-131; Dancy,Marcel 4-92; Garbers,Chase 7-59; Remigio,Nikko 1-27;
 Street,Chris 4-24; Brooks,DeCarlos 1-10; Stredick,Ashton 2-8; Moore,Damien 1-5; Rowell,Robby 1-minus 4

PASSING

Stanford-McKee, Tanner 26-43-2-239
 California-Garbers,Chase 18-27-1-250; Dancy,Marcel 0-1-0-0; Crawford,Kekoa 1-1-0-34; Rowell,Robby 0-0-0-0

RECEIVING

Stanford-Wilson, Michael 6-61; Yurosek, Benjamin 5-64; Higgins, Elijah 5-42; Humphreys, John 4-35;
 Jones, Austin 2-10; Archer, Bradley 1-13; Starr, Silas 1-12; Farrell, Bryce 1-3; Smith, E.J. 1-minus 1
 California-Remigio,Nikko 4-16; Clark,Trevon 3-135; Crawford,Kekoa 3-41; Tonges,Jake 3-30;
 Brooks,Christop 2-2; Young,Monroe 1-30; Reinwald,Gavin 1-13; Latu,Keleki 1-12; Dancy,Marcel 1-5

INTERCEPTIONS

Stanford-McGill, Jonathan 1-20
 California-Gamble,Collin 1-4; Hearn III,Lu-M 1-0

FUMBLES

California-Moore,Damien 1-1.

SACKS (UA-A)

Stanford- Stanford-Fox, Andres 0-1; DiCosmo, Aeneas 0-1
 California- Goode,Cameron 1-1; Bimage,Marqez 0-1

TACKLES (UA-A)

Stanford- Bonner, Ethan 6-2; McGill, Jonathan 3-3; Damuni, Levani 5-0; Williamson, Kendall 4-1; Reid, Gabe 4-1; Williams, Noah 3-2; Kelly, Kyu Blu 2-1; Mangum-Farrar, Jacob 1-2; Miezian, Ricky 2-0; Booker, Thomas 1-1; Wyrick, Jimmy 1-1; Kaufusi, Tangaloa 1-1; Fisk, Tucker 1-0; Sinclair, Tristan 1-0; Wade-Perry, Dalyn 1-0; Farrell, Bryce 1-0; Turner-Muhammad, S. 1-0; Fox, Jordan 0-1; DiCosmo, Aeneas 0-1;
 Fox, Andres 0-1
 California-Rutchena,Nate 10-1; Hicks,Elijah 5-1; Iosefa,Muelu 4-0; Scott,Daniel 3-1; Drayden,Josh 3-1;
 Hearn III,Lu-M 3-0; Goode,Cameron 2-1; Gamble,Collin 2-1; Bimage,Marqez 1-2; Smith,Branden 2-0;
 Puskas,Ryan 2-0; Young,Isaiah 2-0; Tattersall,Evan 2-0; Alftin,Nick 1-1; Mojarro,Elijah 0-2; Woodie III,Raym 0-2; Coleman,Ben 1-0; Correia,Ricky 1-0; Saunders,Ethan 1-0; Paster,Trey 1-0; Patu,Orin 1-0; Sturdivant,J. Mi 1-0; Tevis,JH 1-0; Longhetto,Dario 0-1

Cardinal Falls to Cal

STANFORD, Calif. - Stanford fell to California, 41-11, in the 124th Big Game between the two schools Saturday evening.

Chase Garbers was one of more than 20 players from Cal (4-6, 3-4 Pac-12) to miss the game at Arizona two weeks ago following a positive COVID-19 test. The Golden Bears had more than 40 positive tests in all for the program, leading to last week's game against Southern California to be postponed.

But nearly all of those players were back on Saturday for the Big Game and Cal took control over Stanford (3-8, 2-7) with 636 yards of offense, including 352 on the ground.

Garbers delivered the biggest play with an 84-yard TD pass to Trevon Young to open the scoring in the second quarter. That broke the record for longest pass in the Stanford/Cal series, eclipsing the 82-yarder Brian Johnson threw to Walter Batson for Stanford in 1987.

Garbers added a 1-yard TD pass to Christopher Brooks later in the half to deliver Cal just its second win in the past 11 Big Games. Garbers ran and threw for a score two years ago in a 24-20 win at Stanford Stadium that was the Bears' only other win in the past 11 games against Stanford (3-8, 2-7).

The Cardinal has dropped six straight games overall for their longest skid since losing their first nine games in 2006 under coach Walt Harris.

Even the return of Tanner McKee made little difference for Stanford. He missed the past two games when the Cardinal were outscored by 66 points in losses to Utah and Oregon State and struggled to get much going on offense.

Stanford was gashed again by big plays, allowing a 75-yard run to Brooks and a 76-yard TD run to Marcel Dancy in the third quarter. The Cardinal have allowed five TDs from scrimmage of more than 50 yards in the past three games.

Stanford hosts Notre Dame on Saturday to close out the 2021 season.

THE LAST TIME | NOV. 30, 2019

STANFORD STADIUM (STANFORD, CALIF.)

KICKOFF: 1:04 PM PT • GAME DURATION: 3:29

	STANFORD	24	10	7	0	7	-
	#15 NOTRE DAME	45	7	14	7	17	-

Qtr	Time	Team - Scoring Play	Plays-Yards	TOP	Score
1st	11:26	STAN - Tremayne 5 yd pass from Mills (Sanborn PAT)	7-75	3:34	STAN 7-ND 0
	09:54	ND - Jones, T. 16 yd pass from Book (Doerer PAT)	5-80	1:27	STAN 7-ND 7
	01:35	STAN - Sanborn 24 yd FG	16-82	8:15	STAN 10-ND 7
2nd	09:29	STAN - Wilson 27 yd pass from Davis (Sanborn PAT)	5-46	1:42	STAN 17-ND 7
	03:01	ND - Tremble 6 yd pass from Book (Doerer PAT)	3-1	1:44	STAN 17-ND 14
	01:20	ND - Claypool 41 yd pass from Book (Doerer PAT)	3-76	0:21	STAN 17-ND 21
3rd	03:10	ND - Claypool 8 yd pass from Book (Doerer PAT)	8-86	3:59	STAN 17-ND 28
4th	13:36	ND - Doerer 42 yd field goal	6-24	1:34	STAN 17-ND 31
	05:10	ND - Flemister 1 yd run (Doerer PAT)	10-72	5:55	STAN 17-ND 38
	01:54	STAN - Scarlett 1 yd run (Sanborn PAT)	7-62	3:12	STAN 24-ND 38
	00:41	ND - Kareem 0 yd fumble recovery (Doerer PAT)	--	--	STAN 24-ND 45

TACKLES (UA-A)

Stanford- Head, Stuart 7-1; Robinson, Curtis 4-3; Williamson, Kendall 3-4; Reid, Gabe 5-1; Toohill, Casey 1-4; Pryts, Andrew 1-4; Booker, Thomas 3-0; Swann, Jovan 2-1; Eboh, Obi 2-0; Kelly, Kyu Blu 2-0; Williams, Noah 1-1; Parson, J.J. 0-2; Damuni, Levani 1-0; Kaufusi, Tangaloo 1-0; Wade-Perry, Dalyn 1-0; McGill, Jonathan 0-1; Phillips, Caleb 0-1; Jones, Brock 0-1; Williams, Michael 0-1; Tremayne, Brycen 0-1; Notre Dame-OWUSU-KORAMOAH 6-3; A. OGUNDEJI 3-3; K. KAREEM 3-2; K. HAMILTON 2-2; JA. JONES 1-3; D. WHITE 3-0; T. PRIDE 3-0; T. BRACY 2-1; A. BILAL 2-1; J. ELLIOTT 2-1; A. GILMAN 1-2; JUST. ADEMILOLA 1-2; S. CRAWFORD 2-0; C. CLAYPOOL 1-1; I. FOSKEY 1-1; J. LACEY 0-2; B. BAUER 1-0; C. FLEMISTER 1-0; D. VAUGHN 0-1; J.GENMARK HEATH 0-1

Cardinal Drops Season Finale

STANFORD, Calif. - Ian Book threw for 255 yards and four touchdowns and No. 15 Notre Dame reached double-digit wins for the third straight season by beating Stanford 45-24 on Saturday afternoon.

Book threw two touchdown passes to Chase Claypool and also connected with Tony Jones Jr. and Tommy Tremble to help the Fighting Irish (10-2, No. 16 CFP) snap a five-game losing streak at Stanford Stadium. Notre Dame also put together three straight seasons of at least 10 wins for the second time in school history, having previously done it under Lou Holtz from 1991-93.

Davis Mills threw two touchdown passes for the Cardinal (4-8), which finished with a losing record for the first time since 2008.

Despite having 27 players unavailable due to injury, Stanford started fast and led 17-7 midway through the second quarter. The Cardinal opened the scoring with 11:26 remaining in the first quarter, as Mills hooked up with Brycen Tremayne on a five-yard touchdown for a 7-0 lead. It was third reception of the season for Tremayne - all of which have resulted in touchdowns.

After Notre Dame countered two minutes later to make it 7-7, Ryan Sanborn converted a 24-yard field goal to put Stanford back in front 10-7.

The Cardinal seized its largest lead at 17-7 when Mills connected with Michael Wilson on a 27-yard score. Wilson led all receivers with 10 catches for 96 yards, becoming the first Cardinal player with 10 catches since JJ Arcega-Whiteside hauled in 10 against Washington State on Oct. 27, 2018.

Notre Dame responded with 31 unanswered points, capped by C'Bo Flemister's 1-yard run with 5:10 left in the fourth quarter.

Cameron Scarlett's nine-yard touchdown run with 1:54 remaining closed out the Cardinal's scoring. Scarlett ended with 43 yards on 13 carries.

	Notre Dame	Stanford
FIRST DOWNS	24	26
RUSHES-YARDS (NET)	37-190	28-118
PASSING YDS (NET)	255	276
Passes Att-Comp-Int	30-17-0	47-28-0
TOTAL OFFENSE PLAYS-YARDS	67-445	75-394
Fumble Returns-Yards	0-0	0-0
Punt Returns-Yards	1-23	1--1
Kickoff Returns-Yards	4-78	6-108
Interception Returns-Yards	0-0	0-0
Punts (Number-Avg)	6-37.2	8-35.4
Fumbles-Lost	0-0	2-2
Penalties-Yards	11-95	6-56
Possession Time	29:57	30:03
Third-Down Conversions	4 of 14	4 of 14
Fourth-Down Conversions	2 of 2	1 of 1
Red-Zone Scores-Chances	4-4	3-3
Sacks By: Number-Yards	2-8	1-5

RUSHING

Stanford- Scarlett, Cameron 13-43; Mills, Davis 7-36; Jones, Austin 7-33; Peat, Nathaniel 1-6
 Notre Dame- T. JONES 14-50; B. LENZY 4-48; J. ARMSTRONG 3-44; I. BOOK 8-29; C. FLEMISTER 5-21; JA. SMITH 3-minus 2

PASSING

Stanford- Mills, Davis 28-46-0-276; TEAM 0-1-0-0
 Notre Dame- I. BOOK 17-30-0-255

RECEIVING

Stanford-Wilson, Michael 10-96; Fehoko, Simi 6-63; Parkinson, Colby 3-37; Scarlett, Cameron 3-25; St. Brown, Osiris 3-14; Jones, Austin 1-24; Harrington, Scooter 1-12; Tremayne, Brycen 1-5
 Notre Dame-C. KMET 5-77; C. CLAYPOOL 3-63; B. LENZY 2-48; T. JONES 2-40; T. TREMBLE 2-16; J. ARMSTRONG 2-3; L. KEYS III 1-8

INTERCEPTIONS

FUMBLES

Stanford-Wilson, Michael 1-1; Mills, Davis 1-1

SACKS (UA-A)

Stanford-Swann, Jovan 1-0
 Notre Dame-A. OGUNDEJI 1-1; JA. JONES 0-1