

# STANFORD

## SOCCER

Stanford Athletic Communications  
 John Cantalupi • Assistant Director  
 Cell: 650.924.8304  
 johncan@stanford.edu

vs. Pacific • November 20 • Laird Q. Cagan Stadium • Stanford, Calif.

### RESULTS

|               |        |
|---------------|--------|
| overall ..... | 11-3-4 |
| home .....    | 7-1-2  |
| away .....    | 4-1-2  |
| neutral ..... | 0-1-0  |
| Pac-12 .....  | 8-1-1  |

### SCHEDULE

#### August

|    |                                     |              |
|----|-------------------------------------|--------------|
| 13 | Sacramento State (Exhibition) ..... | W, 5-0       |
| 17 | at Cal Poly (Exhibition) .....      | W, 2-1       |
| 26 | Penn State (P12N) .....             | T, 0-0 (2OT) |
| 28 | Saint Mary's (P12N) .....           | T, 2-2 (2OT) |

#### September

|    |                             |              |
|----|-----------------------------|--------------|
| 2  | vs. #4 Notre Dame & .....   | L, 1-2 (2OT) |
| 4  | at #5 Indiana & .....       | T, 0-0 (2OT) |
| 10 | San Jose State (P12N) ..... | W, 4-1       |
| 16 | Harvard (P12N) .....        | W, 3-1       |
| 18 | Omaha .....                 | W, 4-0       |
| 23 | at San Francisco .....      | L, 1-2       |

#### October

|    |                                    |              |
|----|------------------------------------|--------------|
| 2  | California * (P12N) .....          | W, 1-0       |
| 6  | at #16 Washington * (P12N) .....   | W, 1-0       |
| 9  | at Oregon State * (P12N) .....     | W, 1-0 (2OT) |
| 13 | #25 San Diego State * (P12N) ..... | W, 3-1       |
| 16 | #17 UCLA * (P12N) .....            | W, 3-0       |
| 20 | at San Diego State * .....         | T, 1-1 (2OT) |
| 23 | at #24 UCLA * (P12N) .....         | W, 3-2       |
| 27 | Oregon State * (P12N) .....        | W, 3-0       |
| 30 | #16 Washington * (P12N) .....      | L, 0-1 (OT)  |

#### November

|       |                              |             |
|-------|------------------------------|-------------|
| 11    | at California * (P12N) ..... | W, 2-1 (OT) |
| 20    | Pacific % .....              | 5 p.m.      |
| 26-27 | NCAA Third Round .....       | TBD         |

#### December

|     |                                |     |
|-----|--------------------------------|-----|
| 2-3 | NCAA Quarterfinals .....       | TBD |
| 9   | College Cup Semifinals .....   | TBD |
| 11  | College Cup Championship ..... | TBD |

\* - Pac-12 game; Home games in Bold;

& - adidas/IU Credit Union Classic

% - NCAA Tournament

All times Pacific and subject to change;

# - Indicates national ranking (NSCAA)

P12N - Game televised on Pac-12 Networks

### PAC-12 STANDINGS

| SCHOOL          | TP        | PAC-12       | PCT.        | OVERALL       | PCT.        |
|-----------------|-----------|--------------|-------------|---------------|-------------|
| <b>Stanford</b> | <b>25</b> | <b>8-1-1</b> | <b>.850</b> | <b>11-3-4</b> | <b>.722</b> |
| Washington      | 18        | 6-4-0        | .600        | 13-6-0        | .684        |
| SDSU            | 15        | 4-3-3        | .550        | 9-4-6         | .632        |
| UCLA            | 13        | 4-5-1        | .450        | 10-7-2        | .579        |
| Oregon State    | 11        | 3-5-2        | .400        | 7-8-3         | .472        |
| California      | 4         | 1-8-1        | .150        | 5-10-2        | .353        |

Champion is determined by highest number of points (TP);

Win = 3, Tie = 1, Loss = 0

**LOOKING AHEAD** » Pac-12 champion Stanford (11-3-4) opens its NCAA Tournament when it hosts Pacific (13-3-2) on Sunday, Nov. 20 at 5 p.m. Kevin Danna and Tim Swartz have the call on GoStanford.com's live stream.

**HISTORY vs. PACIFIC** » Stanford is 11-0-1 all-time against the Tigers with each meeting coming from 1973-85 when the teams were members of the Pacific Soccer Conference (1976-85) and West Coast Intercollegiate Soccer Conference (1973-74).

**TOURNAMENT HISTORY** » The defending NCAA champions are 19-12-4 all-time in the NCAA tournament and 11-2-3 at home, advancing on penalty kicks in two out of those three draws. Stanford is No. 5 in both the latest NSCAA coaches' poll and NCAA RPI and is seeded fifth in the NCAA Tournament field. Its stretch of four consecutive postseason berths is the second longest in program history behind a six-year run from 1997 to 2002. Stanford, which won the program's first national title last year over Clemson, will attempt to become the first back-to-back NCAA champion since Indiana in 2003 and 2004.

**TREE-PEAT** » Stanford finished its regular season 11-3-4 overall and 8-1-1 in league action, setting a school record for Pac-12 wins. Stanford's 2016 conference title will sit on the mantle alongside championships from 2015, 2014 and 2001. The Cardinal is the second Pac-12 school to win three in a row. UCLA won four consecutive conference crowns from 2002-05.

**BEEN AWHILE** » Stanford's title is the 14th conference championship in program history, but the first three-peat since it won four straight University and Club Soccer League (UCSL) championships from 1919-23. The Cardinal also won UCSL titles in 1915 and 1916, the California Intercollegiate Conference in 1931, the Northern California Intercollegiate Soccer Conference in 1962 and 1963 and the Mountain Pacific Sports Federation in 1997.

**SWEEP** » The Stanford women's soccer program claimed its outright Pac-12 title on Nov. 4 with a 4-1 win at Cal. It's the second consecutive season the Cardinal has swept the league's soccer championships. Before last year it hadn't happened since 2008 (UCLA).

**KING OF THE PAC** » The Cardinal's Pac-12 record during its three-year run of dominance is 21-3-6 and its overall record since 2014 is 42-8-10.

**AMONG THE BEST** » Stanford is the nation's second-winningest program in terms of percentage since 2014. The Cardinal has won 78.3 percent of its games the past three seasons (42-8-10). Denver is first at .788 (43-9-7), North Carolina is third at .763 (41-10-8), Creighton is fourth at .758 (47-13-6) and Maryland in fifth at .746 (43-11-11).

**LEADING THE PAC** » The Cardinal cleaned up when it came to the conference's postseason awards announced on Tuesday. Foster Langsdorf was named Co-Pac-12 Player of the Year, Tomas Hilliard-Arce was selected as the Pac-12 Defensive Player of the Year and Jeremy Gunn earned Pac-12 Coach of the Year honors. Langsdorf is Stanford's fourth-ever Pac-12 Player of the Year, joining Jordan Morris (2015), Roger Levesque (2001) and Ryan Nelsen (2000). Hilliard-Arce made sure the Pac-12's top defensive honor stayed on The Farm as well. Brandon Vincent won the award, which was instituted in 2014, in each of its first two years of existence. In five years at Stanford, Jeremy Gunn has gone 61-23-15 (.692) and has now won three consecutive Pac-12 Coach of the Year awards, becoming just the second in conference history to do so.

**ALL-PAC-12** » Stanford led the way with a school-record tying five players on the All-Pac-12 first team. In addition to Langsdorf and Hilliard-Arce, junior forward Corey Baird, redshirt junior goalkeeper Andrew Epstein and senior defender Brian Nana-Sinkam gave the Cardinal nearly half of the 11-member squad. It's the most conference first teamers for the Cardinal since it had five in 2000, the first year of Pac-12 men's soccer. Junior midfielder Drew Skundrich earned his first conference postseason accolade in being named to the All-Pac-12 second team and fellow junior midfielder Bryce Marion also received his first award, receiving All-Pac-12 honorable mention.



**STANFORD QUICK FACTS**

Location ..... Stanford, Calif.  
 Founded..... 1891  
 Enrollment.....16,122 (6,994 undergraduate)  
 Colors..... Cardinal and White  
 Affiliation ..... NCAA Division I  
 Conference ..... Pac-12 Conference  
 President ..... Marc Tessier-Lavigne  
 Athletic Director ..... Bernard Muir  
 Soccer Administrator ..... Earl Koberlein  
 Athletic Department Phone ..... (650) 723-4591  
 Ticket Office Phone ..... (800) STANFORD  
 Home Field ..... Laird Q. Cagan Stadium  
 at Maloney Field  
 Surface ..... Grass  
 Bermuda Rye Blend, mowed to one inch  
 Capacity ..... 1,900

**COACHING STAFF**

Head Coach ..... Jeremy Gunn (fifth season)  
 Alma Mater..... CSU Bakersfield '93  
 Record at Stanford ..... 61-23-15 (.692)  
 Career Record ..... 248-84-46 (18th season)  
 Assistant Coach ..... Nick Kirchof (fifth season)  
 Alma Mater..... Fort Lewis College '08  
 Assistant Coach ..... Oige Kennedy (first season)  
 Alma Mater..... University College Dublin '07  
 Volunteer ..... Charles Rodriguez (first season)  
 Alma Mater..... Charlotte '12

**TEAM INFORMATION**

2015 Overall Record ..... 18-2-3  
 2015 Conference Record ..... 7-1-2 (1st)  
 Starters Returning/Lost ..... 6/5  
 Letterwinners Returning/Lost ..... 15/6  
 Newcomers..... 5

**MEN'S SOCCER HISTORY**

First Year ..... 1911  
 All-Time Record ..... 702-502-181  
 NCAA Championships .....1 (2015)  
 NCAA Tournament Appearances ..... 15  
 (1962, '78, '91, '92, '97, '98, '99,  
 2000, '01, '02, '09, '13, '14, '15, '16)  
 College Cup Appearances ..... 4  
 (1998, 2001, '02, '15)  
 Pac-12 Championships ..... 4  
 (2001, '14, '15, '16)

**2016 INDIVIDUAL ACCOLADES**

**Senior CLASS Finalist**  
 Brian Nana-Sinkam  
**Co-Pac-12 Player of the Year**  
 Foster Langsdorf  
**Pac-12 Defensive Player of the Year**  
 Tomas Hilliard-Arce  
**Pac-12 Coach of the Year**  
 Jeremy Gunn  
**CoSIDA Academic All-District**  
 Andrew Epstein  
**Pac-12 Player of the Week**  
 Corey Baird (Oct. 18)  
 Andrew Epstein (Oct. 11)  
 Foster Langsdorf (Nov. 15)

**CONFINES OF CAGAN »** The Cardinal is 26-2-8 in its last 36 matches at home and unbeaten in regulation since 2013.

**COMING TOGETHER »** Stanford, which started its season 0-1-3, averaged 0.75 goals and gave up 0.83 per game in those four matches closed its regular season by going 11-2-1, averaging 2.14 goals per game and with a goals against average of 0.71 in those final 14. On the year, Stanford is 22nd nationally in scoring offense (1.83 goals per game) and 18th in team goals against average (0.73).

**GREAT UNDER GUNN »** One of four coaches to win NCAA titles in both Division I and Division II, Jeremy Gunn's teams are 61-23-15 (.692) in his four-plus seasons on The Farm. His program is the second-winningest in the nation since 2014 with a .783 winning percentage (42-8-10) and is even better in Pac-12 play, combining to go 21-3-6 (.800) the past three seasons. Gunn is the third-winningest active Division I coach by percentage. He owns a career record of 248-84-46 (.717), behind only Carlos Somoano at North Carolina (.754) and Ray Reid at UConn (.753).

**BAIRD ASSISTS »** Corey Baird finished his regular season with six assists in Stanford's final seven games. He has 23 in 60 career games to rank seventh in Stanford history. The junior tied for second in the nation in assists last season with 13, but didn't record one in Stanford's first 11 outings this year. His 23 career assists are 10th among active NCAA players.

**RECORD WATCH »** Redshirt junior Andrew Epstein in the conversation with some of Stanford's all-time best goalkeepers. His 19 career solo shutouts are third in school history and his career goals against average (0.74) would be second only to Adam Zapala's 0.63 from 1997-2000. His 157 career saves are eighth in the Cardinal record books and his 5,625:21 minutes in goal are already fourth all-time. Epstein owns a career record of 42-8-10 (.783) and is tied for 13th among active players in solo shutouts. His 0.741 goals against average this season is currently 27th in the country.

**SENIOR CLASS CANDIDATE »** On Nov. 2, senior co-captain Brian Nana-Sinkam was named one of 10 NCAA men's soccer student-athletes selected as a finalist for the 2016 Senior CLASS Award, which recognizes seniors that have notable achievements in four areas of excellence: community, classroom, character and competition. Stanford has done well recently as far as the Senior CLASS Award is concerned. Last season, Brandon Vincent was named a Senior CLASS Award Second Team All-American in addition to being selected as the Pac-12 Scholar-Athlete of the Year.

**2016 STANFORD ROSTER**

| NO. | NAME                | POSITION | HT.  | YR.   | HOMETOWN (HIGH SCHOOL)                    |
|-----|---------------------|----------|------|-------|---|
| 1   | Andrew Epstein      | GK       | 6-0  | R-Jr. | Fort Collins, Colo. (Poudre)              |
| 2   | Foster Langsdorf    | F        | 5-10 | Jr.   | Vancouver, Wash. (Mountain View)          |
| 3   | Tanner Beason       | D        | 6-0  | R-Fr. | Winston-Salem, N.C. (Forsyth Country Day) |
| 4   | Tomas Hilliard-Arce | D        | 6-1  | Jr.   | Matthews, N.C. (Providence Day)           |
| 5   | Colin Hyatt         | MF       | 6-4  | R-Fr. | Santa Barbara, Calif. (Santa Barbara)     |
| 6   | Trevor Hyman        | MF       | 5-10 | Sr.   | Irvine, Calif. (Vista Grande)             |
| 7   | Bryce Marion        | MF       | 5-8  | Jr.   | Cypress, Texas (Cy Ranch)                 |
| 8   | Brian Nana-Sinkam   | D        | 6-0  | Sr.   | Lititz, Pa. (Manheim Township)            |
| 10  | Corey Baird         | F        | 6-0  | Jr.   | Escondido, Calif. (Vista Grande)          |
| 11  | Amir Bashti         | F        | 5-9  | So.   | Cupertino, Calif. (Monta Vista)           |
| 12  | Drew Skundrich      | MF       | 5-11 | Jr.   | Lancaster, Pa. (Hempfield)                |
| 14  | Justin Kahl         | D        | 6-0  | So.   | Charlotte, N.C. (Providence Day)          |
| 15  | Jared Gilbey        | MF       | 5-8  | Fr.   | New York, N.Y. (NYC Lab School)           |
| 16  | Adam Mosharrafa     | D        | 6-2  | R-So. | Paradise Valley, Ariz. (Brophy Prep)      |
| 17  | Adrian Alabi        | F        | 5-11 | R-Sr. | Snellville, Ga. (Brookwood)               |
| 18  | Marc Joshua         | MF       | 5-11 | Fr.   | Menlo Park, Calif. (International)        |
| 19  | Kyle Casey          | MF       | 5-7  | Fr.   | Fairfield, Conn. (Fairfield Warde)        |
| 20  | Charlie Furrer      | GK       | 6-2  | R-Fr. | Georgetown, Texas (Lone Star)             |
| 21  | Collin Liberty      | D        | 6-0  | R-So. | Van Nuys, Calif. (Cleveland)              |
| 22  | Quentin Chi         | MF       | 5-10 | Fr.   | Seattle, Wash. (Lakeside School)          |
| 23  | Sam Werner          | MF       | 5-10 | R-So. | Bozeman, Mont. (Bozeman)                  |
| 29  | Derek Waldeck       | MF       | 5-8  | Fr.   | Newhall, Calif. (Hart)                    |
| 30  | Nico Corti          | GK       | 6-2  | R-Jr. | Westlake Village, Calif. (Agoura)         |

**Head Coach:** Jeremy Gunn (CSU Bakersfield, '93) - fifth season  
**Assistant Coach:** Nick Kirchof (Fort Lewis College, '08) - fifth season  
**Assistant Coach:** Oige Kennedy (University College Dublin, '07) - first season  
**Volunteer Assistant Coach:** Charles Rodriguez (Charlotte, '12) - first season



**ACADEMIC ALL-DISTRICT** » Andrew Epstein was selected to the CoSIDA Academic All-District Men's Soccer Team for the second consecutive season on Oct. 27 and now advances to the CoSIDA Academic All-America Team ballot, where first-, second- and third-team All-America honorees will be selected early next week. Epstein is an electrical engineering major with a 3.76 GPA.

**AMERICAN FOR GOALS** » Forward Foster Langsdorf has a career-high 12 goals for the Cardinal in 2016. The management science and engineering major finished his regular season as the Pac-12 leader in both goals (12) and points (26). He is 10th nationally in both total goals, eighth in goals per game (0.67) and 11th in game-winning goals (5). Langsdorf is one of three Stanford players with at least five game winners in a season in the past 19 years (Jordan Morris – 2015; Jamie Clark – 1998).

**DOUBLE-DIGIT GOALS** » Jordan Morris led Stanford with 13 goals a season ago. It's the first time since 2000 and 2001 that the Cardinal has had two players put together 10-goal seasons in back-to-back years. Scott Leber (13) and Corey Woolfolk (12) combined for 25 of Stanford's 68 scores in 2000 and Roger Levesque followed that up with 14 goals in 2001.

**NEW LOOK, SAME STANFORD** » A process-oriented bunch, Stanford headed into 2016 with the task of replacing five starters from a year ago, including MAC Hermann Trophy winner Jordan Morris and two-time Pac-12 Defensive Player of the Year Brandon Vincent. Those two, along with Slater Meehan, Ty Thompson and Eric Verso, accounted for 53 percent of the Cardinal's goals (23-of-43), 48 percent of its assists (23-of-48) and 52 percent of its points (69-of-134) last season.

**SKUNDRICH SCORES** » Junior co-captain Drew Skundrich has tallied the first four goals of his career this season, is second on the team goals and third in points (11). Skundrich has been able to up his offense with a move to the central midfield, the position at which he was recruited coming out of Lancaster, Pa. He was a stalwart right back during Stanford's championship run in 2015, starting all 23 games.

**SCORE TWICE AND WIN** » Stanford has scored two or more goals in 51 of Jeremy Gunn's 98 matches as Stanford's head coach and is 45-0-6 in those games. The Cardinal hasn't lost when scoring at least two goals since Nov. 11, 2010, when it fell 3-2 at Cal.

**STANFORD UNDER GUNN**

|                         | <i>All-Time</i> | <i>2016</i> |
|-------------------------|-----------------|-------------|
| record                  | 61-23-15        | 11-3-4      |
| plays at home           | 35-9-9          | 7-1-2       |
| plays on the road       | 25-12-5         | 4-1-2       |
| plays at a neutral site | 1-2-1           | 0-1-0       |
| scores one goal         | 17-12-5         | 3-2-1       |
| scores two goals        | 23-0-4          | 1-0-1       |
| scores 3+               | 22-0-2          | 7-0-0       |
| shuts out its opponent  | 34-0-4          | 6-0-2       |
| allows one goal         | 24-6-5          | 4-1-1       |
| allows two goals        | 4-14-4          | 1-2-1       |
| allows 3+               | 0-3-2           | 0-0-0       |
| goes to overtime        | 13-6-15         | 1-2-4       |
| in in a one goal game   | 33-15-0         | 5-3-0       |
| in Pac-12 home games    | 15-5-5          | 4-1-0       |
| in Pac-12 road games    | 14-7-4          | 4-0-1       |

**CAREER NUMBERS**

| <i>Player</i>       | <i>G</i> | <i>A</i> | <i>Pts</i> |
|---------------------|----------|----------|------------|
| Foster Langsdorf    | 20       | 6        | 46         |
| Corey Baird         | 10       | 23       | 43         |
| Tomas Hilliard-Arce | 8        | 1        | 17         |
| Amir Bashti         | 6        | 4        | 16         |
| Drew Skundrich      | 4        | 8        | 16         |
| Sam Werner          | 3        | 4        | 10         |
| Tanner Beason       | 3        | 2        | 8          |
| Adam Mosharrafa     | 3        | 1        | 7          |
| Bryce Marion        | 1        | 4        | 6          |
| Brian Nana-Sinkam   | 1        | 2        | 4          |
| Derek Waldeck       | 1        | 2        | 4          |
| Adrian Alabi        | 0        | 2        | 2          |
| Jared Gilbey        | 0        | 2        | 2          |

**STATISTICAL LEADERS**

| ## | POINTS               | GP | G  | A | Pts | Shots | ## | SHOTS                | GP | G  | A | Sh | Shot% |
|----|----------------------|----|----|---|-----|-------|----|----------------------|----|----|---|----|-------|
| 2  | Langsdorf, Foster    | 18 | 12 | 2 | 26  | 52    | 2  | Langsdorf, Foster    | 18 | 12 | 2 | 52 | .231  |
| 10 | Baird, Corey         | 18 | 3  | 6 | 12  | 32    | 12 | Skundrich, Drew      | 18 | 4  | 3 | 37 | .108  |
| 12 | Skundrich, Drew      | 18 | 4  | 3 | 11  | 37    | 10 | Baird, Corey         | 18 | 3  | 6 | 32 | .094  |
| 3  | Beason, Tanner       | 18 | 3  | 2 | 8   | 8     | 7  | Marion, Bryce        | 18 | 1  | 4 | 29 | .034  |
| 4  | Hilliard-Arce, Tomas | 17 | 3  | 1 | 7   | 25    | 23 | Werner, Sam          | 18 | 1  | 3 | 28 | .036  |
| 11 | Bashti, Amir         | 18 | 2  | 2 | 6   | 17    | 4  | Hilliard-Arce, Tomas | 17 | 3  | 1 | 25 | .120  |
| 7  | Marion, Bryce        | 18 | 1  | 4 | 6   | 29    | 11 | Bashti, Amir         | 18 | 2  | 2 | 17 | .118  |
| 16 | Mosharrafa, Adam     | 18 | 2  | 1 | 5   | 8     | 15 | Gilbey, Jared        | 17 | 0  | 2 | 15 | .000  |
| 23 | Werner, Sam          | 18 | 1  | 3 | 5   | 28    | 29 | Waldeck, Derek       | 18 | 1  | 2 | 12 | .083  |
| 29 | Waldeck, Derek       | 18 | 1  | 2 | 4   | 12    | 3  | Beason, Tanner       | 18 | 3  | 2 | 8  | .375  |

| ## | GOALS                | GP | G  | A | Pts | Shots | ## | SHOTS ON GOAL     | GP | G  | A | Sh | SOG | SOG% |
|----|----------------------|----|----|---|-----|-------|----|-------------------|----|----|---|----|-----|------|
| 2  | Langsdorf, Foster    | 18 | 12 | 2 | 26  | 52    | 2  | Langsdorf, Foster | 18 | 12 | 2 | 52 | 31  | .596 |
| 12 | Skundrich, Drew      | 18 | 4  | 3 | 11  | 37    | 4  | Hilliard-Arce, T. | 17 | 3  | 1 | 25 | 18  | .720 |
| 4  | Hilliard-Arce, Tomas | 17 | 3  | 1 | 7   | 25    | 12 | Skundrich, Drew   | 18 | 4  | 3 | 37 | 16  | .432 |
| 3  | Beason, Tanner       | 18 | 3  | 2 | 8   | 8     | 11 | Bashti, Amir      | 18 | 2  | 2 | 17 | 14  | .824 |
| 10 | Baird, Corey         | 18 | 3  | 6 | 12  | 32    | 10 | Baird, Corey      | 18 | 3  | 6 | 32 | 13  | .406 |
| 11 | Bashti, Amir         | 18 | 2  | 2 | 6   | 17    | 23 | Werner, Sam       | 18 | 1  | 3 | 28 | 9   | .321 |
| 16 | Mosharrafa, Adam     | 18 | 2  | 1 | 5   | 8     | 7  | Marion, Bryce     | 18 | 1  | 4 | 29 | 8   | .276 |
| 29 | Waldeck, Derek       | 18 | 1  | 2 | 4   | 12    | 15 | Gilbey, Jared     | 17 | 0  | 2 | 15 | 5   | .333 |
| 7  | Marion, Bryce        | 18 | 1  | 4 | 6   | 29    | 29 | Waldeck, Derek    | 18 | 1  | 2 | 12 | 5   | .417 |
| 23 | Werner, Sam          | 18 | 1  | 3 | 5   | 28    | 3  | Beason, Tanner    | 18 | 3  | 2 | 8  | 4   | .500 |

| ## | ASSISTS            | GP | G  | A | Pts | Shots | ## | GAME WINNING GOALS   | GP | GWG |
|----|--------------------|----|----|---|-----|-------|----|----------------------|----|-----|
| 10 | Baird, Corey       | 18 | 3  | 6 | 12  | 32    | 2  | Langsdorf, Foster    | 18 | 5   |
| 7  | Marion, Bryce      | 18 | 1  | 4 | 6   | 29    | 4  | Hilliard-Arce, Tomas | 17 | 2   |
| 12 | Skundrich, Drew    | 18 | 4  | 3 | 11  | 37    | 23 | Werner, Sam          | 18 | 1   |
| 23 | Werner, Sam        | 18 | 1  | 3 | 5   | 28    | 10 | Baird, Corey         | 18 | 1   |
| 11 | Bashti, Amir       | 18 | 2  | 2 | 6   | 17    | 16 | Mosharrafa, Adam     | 18 | 1   |
| 15 | Gilbey, Jared      | 17 | 0  | 2 | 2   | 15    | 11 | Bashti, Amir         | 18 | 1   |
| 3  | Beason, Tanner     | 18 | 3  | 2 | 8   | 8     |    |                      |    |     |
| 29 | Waldeck, Derek     | 18 | 1  | 2 | 4   | 12    |    |                      |    |     |
| 2  | Langsdorf, Foster  | 18 | 12 | 2 | 26  | 52    |    |                      |    |     |
| 8  | Nana-Sinkam, Brian | 17 | 0  | 2 | 2   | 1     |    |                      |    |     |

**NSCAA RANKINGS**

| <i>Rk.</i> | <i>Team</i>          | <i>Points</i> |
|------------|----------------------|---------------|
| 1          | Maryland (24)        | 600           |
| 2          | Wake Forest          | 574           |
| 3          | Clemson              | 531           |
| 4          | Denver               | 509           |
| <b>5</b>   | <b>Stanford</b>      | <b>491</b>    |
| 6          | Indiana              | 436           |
| 7          | Louisville           | 421           |
| 8          | Syracuse             | 415           |
| 9          | Charlotte            | 398           |
| 10         | North Carolina       | 379           |
| 11         | Butler               | 367           |
| 12         | Massachusetts-Lowell | 335           |
| 13         | Michigan State       | 261           |
| 14         | Washington           | 209           |
| 15         | Notre Dame           | 199           |
| 16         | Virginia             | 198           |
| 17         | Loyola Chicago       | 193           |
| 18         | Kentucky             | 188           |
| 19         | San Diego State      | 180           |
| 20         | Florida Gulf Coast   | 145           |
| 21         | Albany               | 124           |
| 22         | New Mexico           | 117           |
| 23         | Creighton            | 113           |
| 24         | Akron                | 85            |
| 25         | Wisconsin            | 66            |



**STARTING XI**

| 8/26<br>PENN STATE | 8/28<br>SAINT MARY'S | 9/2<br>NOTRE DAME | 9/4<br>INDIANA        | 9/10<br>SJSU         | 9/16<br>HARVARD |
|--------------------|----------------------|-------------------|-----------------------|----------------------|-----------------|
| Epstein            | Epstein              | Epstein           | Epstein               | Epstein              | Epstein         |
| Beason             | Beason               | Kahl              | Beason                | Beason               | Beason          |
| Hilliard-Arce      | Hilliard-Arce        | Beason            | Hilliard-Arce         | Hilliard-Arce        | Hilliard-Arce   |
| Nana-Sinkham       | Nana-Sinkham         | Nana-Sinkham      | Nana-Sinkham          | Nana-Sinkham         | Nana-Sinkham    |
| Mosharrafa         | Kahl                 | Mosharrafa        | Mosharrafa            | Mosharrafa           | Mosharrafa      |
| Werner             | Waldeck              | Werner            | Werner                | Werner               | Werner          |
| Baird              | Hyatt                | Baird             | Baird                 | Gilbey               | Gilbey          |
| Skundrich          | Skundrich            | Skundrich         | Skundrich             | Skundrich            | Skundrich       |
| Marion             | Marion               | Marion            | Marion                | Marion               | Marion          |
| Bashti             | Alabi                | Bashti            | Bashti                | Baird                | Baird           |
| Langsdorf          | Baird                | Langsdorf         | Langsdorf             | Langsdorf            | Langsdorf       |
| 9/18<br>OMAHA      | 9/23<br>USF          | 10/2<br>CAL       | 10/6<br>WASHINGTON    | 10/9<br>OREGON STATE | 10/13<br>SDSU   |
| Epstein            | Epstein              | Epstein           | Epstein               | Epstein              | Epstein         |
| Beason             | Beason               | Beason            | Beason                | Beason               | Beason          |
| Hilliard-Arce      | Hilliard-Arce        | Hilliard-Arce     | Hilliard-Arce         | Hilliard-Arce        | Hilliard-Arce   |
| Nana-Sinkham       | Nana-Sinkham         | Nana-Sinkham      | Nana-Sinkham          | Nana-Sinkham         | Nana-Sinkham    |
| Mosharrafa         | Mosharrafa           | Mosharrafa        | Mosharrafa            | Mosharrafa           | Mosharrafa      |
| Werner             | Werner               | Waldeck           | Waldeck               | Waldeck              | Waldeck         |
| Gilbey             | Gilbey               | Gilbey            | Gilbey                | Gilbey               | Gilbey          |
| Skundrich          | Skundrich            | Skundrich         | Skundrich             | Skundrich            | Skundrich       |
| Marion             | Marion               | Marion            | Marion                | Marion               | Marion          |
| Baird              | Baird                | Baird             | Baird                 | Baird                | Baird           |
| Langsdorf          | Langsdorf            | Langsdorf         | Langsdorf             | Langsdorf            | Langsdorf       |
| 10/16<br>UCLA      | 10/20<br>SDSU        | 10/23<br>UCLA     | 10/27<br>OREGON STATE | 10/30<br>WASHINGTON  | 11/11<br>CAL    |
| Epstein            | Epstein              | Epstein           | Epstein               | Epstein              | Epstein         |
| Beason             | Beason               | Beason            | Beason                | Beason               | Beason          |
| Hilliard-Arce      | Hilliard-Arce        | Hilliard-Arce     | Hilliard-Arce         | Hilliard-Arce        | Hilliard-Arce   |
| Nana-Sinkham       | Nana-Sinkham         | Nana-Sinkham      | Nana-Sinkham          | Nana-Sinkham         | Kahl            |
| Mosharrafa         | Mosharrafa           | Mosharrafa        | Mosharrafa            | Mosharrafa           | Mosharrafa      |
| Waldeck            | Waldeck              | Waldeck           | Waldeck               | Waldeck              | Waldeck         |
| Gilbey             | Gilbey               | Gilbey            | Gilbey                | Gilbey               | Gilbey          |
| Skundrich          | Skundrich            | Skundrich         | Skundrich             | Skundrich            | Skundrich       |
| Marion             | Marion               | Marion            | Marion                | Marion               | Marion          |
| Baird              | Baird                | Baird             | Baird                 | Baird                | Bashti          |
| Langsdorf          | Langsdorf            | Langsdorf         | Langsdorf             | Langsdorf            | Langsdorf       |



# STANFORD STATISTICS

## 2016 Stanford Men's Soccer Stanford Combined Team Statistics (as of Nov 11, 2016) All games

| RECORD:        | OVERALL | HOME  | AWAY  | NEUTRAL |
|----------------|---------|-------|-------|---------|
| ALL GAMES      | 11-3-4  | 7-1-2 | 4-1-2 | 0-1     |
| CONFERENCE     | 8-1-1   | 4-1   | 4-0-1 | 0-0     |
| NON-CONFERENCE | 3-2-3   | 3-0-2 | 0-1-1 | 0-1     |

| Date     | Opponent            | Score   | Att. | #  | Player               | gp | g  | a  | pts | sh  | sh%  | sog | sog% | gw | pk-att |
|----------|---------------------|---------|------|----|----------------------|----|----|----|-----|-----|------|-----|------|----|--------|
| Aug 26   | PENN STATE          | To2 0-0 | 777  | 2  | Langsdorf, Foster    | 18 | 12 | 2  | 26  | 52  | .231 | 31  | .596 | 5  | 1-1    |
| Aug 28   | SAINT MARY'S        | To2 2-2 | 596  | 10 | Baird, Corey         | 18 | 3  | 6  | 12  | 32  | .094 | 13  | .406 | 1  | 0-0    |
| Sep 02   | vs #4 Notre Dame    | Lo2 1-2 | 4007 | 12 | Skundrich, Drew      | 18 | 4  | 3  | 11  | 37  | .108 | 16  | .432 | 0  | 0-0    |
| Sep 04   | at #5 Indiana       | To2 0-0 | 4081 | 3  | Beason, Tanner       | 18 | 3  | 2  | 8   | 8   | .375 | 4   | .500 | 0  | 1-1    |
| Sep 10   | SAN JOSE STATE      | w 4-1   | 914  | 4  | Hilliard-Arce, Tomas | 17 | 3  | 1  | 7   | 25  | .120 | 18  | .720 | 2  | 0-0    |
| Sep 16   | HARVARD             | w 3-1   | 2103 | 11 | Bashti, Amir         | 18 | 2  | 2  | 6   | 17  | .118 | 14  | .824 | 1  | 0-0    |
| Sep 18   | OMAHA               | w 4-0   | 542  | 7  | Marion, Bryce        | 18 | 1  | 4  | 6   | 29  | .034 | 8   | .276 | 0  | 0-0    |
| Sep 23   | at San Francisco    | L 1-2   | 1900 | 16 | Mosharafa, Adam      | 18 | 2  | 1  | 5   | 8   | .250 | 2   | .250 | 1  | 0-0    |
| * Oct 02 | CALIFORNIA          | w 1-0   | 1374 | 23 | Werner, Sam          | 18 | 1  | 3  | 5   | 28  | .036 | 9   | .321 | 1  | 0-0    |
| * Oct 06 | at #16 Washington   | w 1-0   | 1198 | 29 | Waldeck, Derek       | 18 | 1  | 2  | 4   | 12  | .083 | 5   | .417 | 0  | 0-0    |
| * Oct 09 | at Oregon State     | Wo2 1-0 | 424  | 15 | Gilbey, Jared        | 17 | 0  | 2  | 2   | 15  | .000 | 5   | .333 | 0  | 0-0    |
| * Oct 13 | #25 SAN DIEGO STATE | w 3-1   | 624  | 8  | Nana-Sinkam, Brian   | 17 | 0  | 2  | 2   | 1   | .000 | 0   | .000 | 0  | 0-0    |
| * Oct 16 | #17 UCLA            | w 3-0   | 1262 | 17 | Alabi, Adrian        | 18 | 0  | 1  | 1   | 6   | .000 | 4   | .667 | 0  | 0-0    |
| * Oct 20 | at San Diego State  | To2 1-1 | 579  | 5  | Hyatt, Colin         | 10 | 0  | 0  | 0   | 5   | .000 | 1   | .200 | 0  | 0-0    |
| * Oct 23 | at #24 UCLA         | w 3-2   | 3115 | 6  | Hyman, Trevor        | 12 | 0  | 0  | 0   | 3   | .000 | 2   | .667 | 0  | 0-0    |
| * Oct 27 | OREGON STATE        | w 3-0   | 1154 | 14 | Kahl, Justin         | 13 | 0  | 0  | 0   | 1   | .000 | 0   | .000 | 0  | 0-0    |
| * Oct 30 | #16 WASHINGTON      | Lot 0-1 | 1171 | 21 | Liberty, Collin      | 4  | 0  | 0  | 0   | 0   | .000 | 0   | .000 | 0  | 0-0    |
| * Nov 11 | at California       | Wot 2-1 | 1680 |    |                      | 18 | 33 | 31 | 97  | 279 | .118 | 133 | .477 | 11 | 2-2    |
|          |                     |         |      |    | Opponents            | 18 | 14 | 13 | 41  | 169 | .083 | 60  | .355 | 3  | 1-1    |

| TEAM STATISTICS        | STAN    | OPP    |
|------------------------|---------|--------|
| <b>SHOT STATISTICS</b> |         |        |
| Goals-Shot attempts    | 33-279  | 14-169 |
| Goals scored per game  | 1.83    | 0.78   |
| Shot pct.              | .118    | .083   |
| Shots on goal-Attempts | 133-279 | 60-169 |
| SOG pct.               | .477    | .355   |
| Shots/Game             | 15.5    | 9.4    |
| CORNER KICKS           | 101     | 56     |
| PENALTY KICKS          | 2-2     | 1-1    |
| <b>PENALTIES</b>       |         |        |
| Yellow cards           | 21      | 40     |
| Red cards              | 2       | 4      |
| <b>ATTENDANCE</b>      |         |        |
| Total                  | 10517   | 12977  |
| Dates/Avg Per Date     | 10/1052 | 7/1854 |
| Neutral Site #/Avg     | 1/4007  |        |

| #  | Goalie          | GP | Min.    | GA | GAAvg | Saves | Pct   | W-L-T  | Sho |
|----|-----------------|----|---------|----|-------|-------|-------|--------|-----|
| 30 | Corti, Nico     | 3  | 35:04   | 0  | 0.00  | 2     | 1.000 | 0-0-0  | 0/2 |
| 1  | Epstein, Andrew | 18 | 1701:56 | 14 | 0.74  | 43    | .754  | 11-3-4 | 6/2 |
|    | Total           | 18 | 1737:00 | 14 | 0.73  | 46    | .767  | 11-3-4 | 8   |
|    | Opponents       | 18 | 1737:00 | 33 | 1.71  | 100   | .752  | 3-11-4 | 3   |

| Goals by Period | 1st | 2nd | OT | OT2 | Total |
|-----------------|-----|-----|----|-----|-------|
| Stanford        | 13  | 18  | 1  | 1   | 33    |
| Opponents       | 4   | 8   | 1  | 1   | 14    |

| Shots by Period | 1st | 2nd | OT | OT2 | Total |
|-----------------|-----|-----|----|-----|-------|
| Stanford        | 125 | 138 | 10 | 6   | 279   |
| Opponents       | 71  | 83  | 9  | 6   | 169   |

| Saves by Period | 1st | 2nd | OT | OT2 | Total |
|-----------------|-----|-----|----|-----|-------|
| Stanford        | 16  | 24  | 5  | 1   | 46    |
| Opponents       | 44  | 50  | 4  | 2   | 100   |

| Corners by Period | 1st | 2nd | OT | OT2 | Total |
|-------------------|-----|-----|----|-----|-------|
| Stanford          | 40  | 51  | 5  | 5   | 101   |
| Opponents         | 30  | 21  | 4  | 1   | 56    |

| Fouls by Period | 1st | 2nd | OT | OT2 | Total |
|-----------------|-----|-----|----|-----|-------|
| Stanford        | 115 | 122 | 12 | 7   | 256   |
| Opponents       | 88  | 96  | 11 | 8   | 203   |



## SEASON/CAREER STATS

**2016 Stanford Men's Soccer**  
**Stanford Individual Season/Career Statistics (as of Nov 11, 2016)**  
**All games**

| ##        | Player               | SEASON |    |    |     |     |      |    |        | CAREER |       |    |     |    |     |      |        |     |
|-----------|----------------------|--------|----|----|-----|-----|------|----|--------|--------|-------|----|-----|----|-----|------|--------|-----|
|           |                      | gp-gs  | g  | a  | pts | sh  | sh%  | gw | pk-att | gp-gs  | g     | a  | pts | sh | sh% | gw   | pk-att |     |
| 2         | Langsdorf, Foster    | 18-17  | 12 | 2  | 26  | 52  | .231 | 5  | 1-1    | •      | 54-41 | 20 | 6   | 46 | 113 | .177 | 9      | 1-1 |
| 10        | Baird, Corey         | 18-17  | 3  | 6  | 12  | 32  | .094 | 1  | 0-0    | •      | 60-54 | 10 | 23  | 43 | 91  | .110 | 4      | 0-0 |
| 12        | Skundrich, Drew      | 18-18  | 4  | 3  | 11  | 37  | .108 | 0  | 0-0    | •      | 54-41 | 4  | 8   | 16 | 49  | .082 | 0      | 0-0 |
| 3         | Beason, Tanner       | 18-18  | 3  | 2  | 8   | 8   | .375 | 0  | 1-1    | •      | 18-18 | 3  | 2   | 8  | 8   | .375 | 0      | 1-1 |
| 4         | Hilliard-Arce, Tomas | 17-17  | 3  | 1  | 7   | 25  | .120 | 2  | 0-0    | •      | 59-59 | 8  | 1   | 17 | 59  | .136 | 3      | 0-0 |
| 11        | Bashti, Amir         | 18-4   | 2  | 2  | 6   | 17  | .118 | 1  | 0-0    | •      | 39-5  | 6  | 4   | 16 | 41  | .146 | 3      | 0-0 |
| 7         | Marion, Bryce        | 18-18  | 1  | 4  | 6   | 29  | .034 | 0  | 0-0    | •      | 27-18 | 1  | 4   | 6  | 30  | .033 | 0      | 0-0 |
| 16        | Mosharrafa, Adam     | 18-17  | 2  | 1  | 5   | 8   | .250 | 1  | 0-0    | •      | 36-18 | 3  | 1   | 7  | 11  | .273 | 1      | 0-0 |
| 23        | Werner, Sam          | 18-7   | 1  | 3  | 5   | 28  | .036 | 1  | 0-0    | •      | 39-14 | 3  | 4   | 10 | 42  | .071 | 2      | 0-0 |
| 29        | Waldeck, Derek       | 18-11  | 1  | 2  | 4   | 12  | .083 | 0  | 0-0    | •      | 18-11 | 1  | 2   | 4  | 12  | .083 | 0      | 0-0 |
| 15        | Gilbey, Jared        | 17-14  | 0  | 2  | 2   | 15  | .000 | 0  | 0-0    | •      | 17-14 | 0  | 2   | 2  | 15  | .000 | 0      | 0-0 |
| 8         | Nana-Sinkam, Brian   | 17-17  | 0  | 2  | 2   | 1   | .000 | 0  | 0-0    | •      | 66-62 | 1  | 2   | 4  | 19  | .053 | 0      | 0-0 |
| 17        | Alabi, Adrian        | 18-1   | 0  | 1  | 1   | 6   | .000 | 0  | 0-0    | •      | 33-1  | 0  | 2   | 2  | 14  | .000 | 0      | 0-0 |
| 5         | Hyatt, Colin         | 10-1   | 0  | 0  | 0   | 5   | .000 | 0  | 0-0    | •      | 10-1  | 0  | 0   | 0  | 5   | .000 | 0      | 0-0 |
| 6         | Hyman, Trevor        | 12-0   | 0  | 0  | 0   | 3   | .000 | 0  | 0-0    | •      | 24-0  | 0  | 0   | 0  | 3   | .000 | 0      | 0-0 |
| 14        | Kahl, Justin         | 13-3   | 0  | 0  | 0   | 1   | .000 | 0  | 0-0    | •      | 18-3  | 0  | 0   | 0  | 2   | .000 | 0      | 0-0 |
| 21        | Liberty, Collin      | 4-0    | 0  | 0  | 0   | 0   | .000 | 0  | 0-0    | •      | 7-0   | 0  | 0   | 0  | 0   | .000 | 0      | 0-0 |
| Total     |                      | 144    | 33 | 31 | 97  | 279 | .118 | 11 | 2-2    |        |       |    |     |    |     |      |        |     |
| Opponents |                      | 144    | 14 | 13 | 41  | 169 | .083 | 3  | 1-1    |        |       |    |     |    |     |      |        |     |

| ##            | Goalie          | gp-gs | minutes | ga | gaavg | saves | pct   | w  | l  | t  | sho |
|---------------|-----------------|-------|---------|----|-------|-------|-------|----|----|----|-----|
| 30            | Corti, Nico     | 3-0   | 35:04   | 0  | 0.00  | 2     | 1.000 | 0  | 0  | 0  | 0   |
| Career totals |                 | 10-0  | 76:48   | 0  | 0.00  | 3     | 1.000 | 0  | 0  | 0  | 0   |
| 1             | Epstein, Andrew | 18-18 | 1701:56 | 14 | 0.74  | 43    | .754  | 11 | 3  | 4  | 6   |
| Career totals |                 | 60-60 | 5625:21 | 46 | 0.74  | 157   | .773  | 42 | 8  | 10 | 19  |
| Total         |                 | 18    | 1737:00 | 14 | 0.73  | 46    | .767  | 11 | 3  | 4  | 8   |
| Opponents     |                 | 18    | 1737:00 | 33 | 1.71  | 100   | .752  | 3  | 11 | 4  | 3   |



**Stanford 5, Sacramento State 0 (EX)**

August 13, 2016 • Stanford, Calif.

|           | <u>1</u> | <u>2</u> | <u>F</u> |
|-----------|----------|----------|----------|
| Sac State | 0        | 0        | 0        |
| Stanford  | 4        | 1        | 5        |

**Scoring Summary**

STAN - Langsdorf (Skundrich), 14:25  
 STAN - Hyman (Langsdorf, Baird), 26:49  
 STAN - Baird (unassisted), 29:38  
 STAN - Langsdorf (unassisted), 32:23  
 STAN - Gilbey (Waldeck), 72:51

|              | <u>STAN</u> | <u>SAC</u> |
|--------------|-------------|------------|
| Shots        | 15          | 6          |
| Saves        | 3           | 5          |
| Corner Kicks | 7           | 3          |
| Fouls        | 12          | 8          |
| Offsides     | 7           | 0          |

**Stanford 2, Cal Poly 1 (EX)**

August 17, 2016 • San Luis Obispo, Calif.

|          | <u>1</u> | <u>2</u> | <u>F</u> |
|----------|----------|----------|----------|
| Stanford | 0        | 2        | 2        |
| Cal Poly | 0        | 1        | 1        |

**Scoring Summary**

STAN - Beason (Werner, Skundrich), 62:26  
 CP - Olsen (unassisted), 65:04  
 STAN - Langsdorf (Hilliard-Arce), 89:51

|              | <u>STAN</u> | <u>CP</u> |
|--------------|-------------|-----------|
| Shots        | 10          | 5         |
| Saves        | 1           | 4         |
| Corner Kicks | 4           | 0         |
| Fouls        | 10          | 13        |
| Offsides     | 2           | 2         |

**Stanford 0, Penn State 0 (2OT)**

August 26, 2016 • Stanford, Calif.

|            | <u>1</u> | <u>2</u> | <u>OT</u> | <u>OT2</u> | <u>F</u> |
|------------|----------|----------|-----------|------------|----------|
| Penn State | 0        | 0        | 0         | 0          | 0        |
| Stanford   | 0        | 0        | 0         | 0          | 0        |

|              | <u>STAN</u> | <u>PSU</u> |
|--------------|-------------|------------|
| Shots        | 17          | 8          |
| Saves        | 1           | 6          |
| Corner Kicks | 2           | 2          |
| Fouls        | 18          | 14         |
| Offsides     | 3           | 0          |

Attendance..... 777  
 Stanford Record..... 0-0-1

**Stanford 2, Saint Mary's 2 (2OT)**

August 28, 2016 • Stanford, Calif.

|              | <u>1</u> | <u>2</u> | <u>OT</u> | <u>OT2</u> | <u>F</u> |
|--------------|----------|----------|-----------|------------|----------|
| Saint Mary's | 1        | 1        | 0         | 0          | 2        |
| Stanford     | 0        | 2        | 0         | 0          | 2        |

**Scoring Summary**

SMC - Mirner (Dougherty), 42:23  
 SMC - Dougherty (Svehlik), 45:34  
 STAN - Langsdorf (Marion), 77:50  
 STAN - Skundrich (Beason), 80:37

|              | <u>STAN</u> | <u>SMC</u> |
|--------------|-------------|------------|
| Shots        | 27          | 11         |
| Saves        | 2           | 7          |
| Corner Kicks | 11          | 1          |
| Fouls        | 20          | 15         |
| Offsides     | 2           | 1          |

Attendance..... 596  
 Stanford Record..... 0-0-2

**Notre Dame 2, Stanford 1 (2OT)**

September 2, 2016 • Bloomington, Ind.

|            | <u>1</u> | <u>2</u> | <u>OT</u> | <u>OT2</u> | <u>F</u> |
|------------|----------|----------|-----------|------------|----------|
| Stanford   | 1        | 0        | 0         | 0          | 1        |
| Notre Dame | 0        | 1        | 0         | 1          | 2        |

**Scoring Summary**

STAN - Skundrich (Beason), 41:23  
 ND - Gallagher (Farina), 85:39  
 ND - Aubrey (unassisted), 103:47

|              | <u>STAN</u> | <u>ND</u> |
|--------------|-------------|-----------|
| Shots        | 9           | 16        |
| Saves        | 6           | 3         |
| Corner Kicks | 3           | 6         |
| Fouls        | 10          | 13        |
| Offsides     | 0           | 1         |

Attendance..... 4007  
 Stanford Record..... 0-1-2

**Stanford 0, Indiana 0 (2OT)**

September 4, 2016 • Bloomington, Ind.

|          | <u>1</u> | <u>2</u> | <u>OT</u> | <u>OT2</u> | <u>F</u> |
|----------|----------|----------|-----------|------------|----------|
| Stanford | 0        | 0        | 0         | 0          | 0        |
| Indiana  | 0        | 0        | 0         | 0          | 0        |

|              | <u>STAN</u> | <u>IU</u> |
|--------------|-------------|-----------|
| Shots        | 6           | 5         |
| Saves        | 2           | 4         |
| Corner Kicks | 9           | 5         |
| Fouls        | 18          | 5         |
| Offsides     | 5           | 0         |

Attendance..... 4081  
 Stanford Record..... 0-1-3

**Stanford 4, San Jose State 1**

September 10, 2016 • Stanford, Calif.

|                | <u>1</u> | <u>2</u> | <u>F</u> |
|----------------|----------|----------|----------|
| San Jose State | 0        | 1        | 1        |
| Stanford       | 1        | 3        | 4        |

**Scoring Summary**

STAN - Baird (Marion), 31:54  
 SJSU - Romero (Colunga), 51:11  
 STAN - Mosharrafa (unassisted), 66:08  
 STAN - Langsdorf (Hilliard-Arce, Mosharrafa), 67:07  
 STAN - Skundrich (Bashti), 83:18

|              | <u>STAN</u> | <u>SJSU</u> |
|--------------|-------------|-------------|
| Shots        | 13          | 7           |
| Saves        | 0           | 6           |
| Corner Kicks | 5           | 4           |
| Fouls        | 10          | 9           |
| Offsides     | 3           | 1           |

Attendance..... 914  
 Stanford Record..... 1-1-3

**Stanford 3, Harvard 1**

September 16, 2016 • Stanford, Calif.

|          | <u>1</u> | <u>2</u> | <u>F</u> |
|----------|----------|----------|----------|
| Harvard  | 0        | 1        | 1        |
| Stanford | 3        | 0        | 3        |

**Scoring Summary**

STAN - Beason (penalty kick), 0:31  
 STAN - Langsdorf (unassisted), 5:37  
 STAN - Langsdorf (penalty kick), 8:25  
 HARV - Freeman (penalty kick), 79:12

|              | <u>STAN</u> | <u>HARV</u> |
|--------------|-------------|-------------|
| Shots        | 21          | 7           |
| Saves        | 2           | 6           |
| Corner Kicks | 2           | 3           |
| Fouls        | 19          | 12          |
| Offsides     | 3           | 2           |

Attendance..... 2103  
 Stanford Record..... 2-1-3



**Stanford 4, Omaha 0**

September 18, 2016 • Stanford, Calif.

|          | <u>1</u> | <u>2</u> | <u>F</u> |
|----------|----------|----------|----------|
| Omaha    | 0        | 0        | 0        |
| Stanford | 2        | 2        | 4        |

**Scoring Summary**

STAN - Baird (Langsdorf, Nana-Sinkam), 27:54  
 STAN - Beason (unassisted), 44:10  
 STAN - Langsdorf (Marion), 56:19  
 STAN - Langsdorf (Skundrich), 69:51

|              | <u>STAN</u> | <u>OMAHA</u> |
|--------------|-------------|--------------|
| Shots        | 21          | 2            |
| Saves        | 1           | 7            |
| Corner Kicks | 2           | 1            |
| Fouls        | 17          | 12           |
| Offsides     | 4           | 3            |

Attendance..... 542  
 Stanford Record..... 3-1-3

**San Francisco 2, Stanford 1**

September 23, 2016 • San Francisco, Calif.

|               | <u>1</u> | <u>2</u> | <u>F</u> |
|---------------|----------|----------|----------|
| Stanford      | 0        | 1        | 1        |
| San Francisco | 1        | 1        | 2        |

**Scoring Summary**

USF - Ruiz (Ramos), 36:50  
 USF - Garrett (Ramos, Lombardi), 55:52  
 STAN - Team (own goal), 85:09

|              | <u>STAN</u> | <u>USF</u> |
|--------------|-------------|------------|
| Shots        | 8           | 14         |
| Saves        | 2           | 6          |
| Corner Kicks | 5           | 5          |
| Fouls        | 8           | 13         |
| Offsides     | 3           | 0          |

Attendance..... 1900  
 Stanford Record..... 3-2-3

**Stanford 1, California 0**

October 2, 2016 • Stanford, Calif.

|            | <u>1</u> | <u>2</u> | <u>F</u> |
|------------|----------|----------|----------|
| California | 0        | 0        | 0        |
| Stanford   | 0        | 1        | 1        |

**Scoring Summary**

STAN - Langsdorf (Gilbey, Nana-Sinkam), 46:48

|              | <u>STAN</u> | <u>CAL</u> |
|--------------|-------------|------------|
| Shots        | 18          | 13         |
| Saves        | 4           | 6          |
| Corner Kicks | 4           | 2          |
| Fouls        | 14          | 16         |
| Offsides     | 4           | 2          |

Attendance..... 1374  
 Stanford Record..... 4-2-3, 1-0-0

**Stanford 1, Washington 0**

October 6, 2016 • Seattle, Wash.

|            | <u>1</u> | <u>2</u> | <u>F</u> |
|------------|----------|----------|----------|
| Stanford   | 0        | 1        | 1        |
| Washington | 0        | 0        | 0        |

**Scoring Summary**

STAN - Bashti (Werner), 77:01

|              | <u>STAN</u> | <u>WASH</u> |
|--------------|-------------|-------------|
| Shots        | 4           | 6           |
| Saves        | 1           | 1           |
| Corner Kicks | 1           | 7           |
| Fouls        | 11          | 8           |
| Offsides     | 1           | 1           |

Attendance..... 1198  
 Stanford Record..... 5-2-3, 2-0-0

**Stanford 1, Oregon State 0 (2OT)**

October 9, 2016 • Corvallis, Ore.

|              | <u>1</u> | <u>2</u> | <u>OT</u> | <u>OT2</u> | <u>F</u> |
|--------------|----------|----------|-----------|------------|----------|
| Stanford     | 0        | 0        | 0         | 1          | 1        |
| Oregon State | 0        | 0        | 0         | 0          | 0        |

**Scoring Summary**

STAN - Hilliard-Arce (Werner), 104:01

|              | <u>STAN</u> | <u>OSU</u> |
|--------------|-------------|------------|
| Shots        | 15          | 6          |
| Saves        | 3           | 5          |
| Corner Kicks | 11          | 2          |
| Fouls        | 15          | 19         |
| Offsides     | 5           | 1          |

Attendance..... 424  
 Stanford Record..... 6-2-3, 3-0-0

**Stanford 3, San Diego State 1**

October 13, 2016 • Stanford, Calif.

|                 | <u>1</u> | <u>2</u> | <u>F</u> |
|-----------------|----------|----------|----------|
| San Diego State | 0        | 1        | 1        |
| Stanford        | 1        | 2        | 3        |

**Scoring Summary**

STAN - Langsdorf (Baird), 6:50  
 STAN - Hilliard-Arce (Baird), 64:20  
 SDSU - Pelaez (unassisted), 75:27  
 STAN - Waldeck (Bashti), 76:36

|              | <u>STAN</u> | <u>SDSU</u> |
|--------------|-------------|-------------|
| Shots        | 14          | 12          |
| Saves        | 3           | 5           |
| Corner Kicks | 9           | 5           |
| Fouls        | 15          | 5           |
| Offsides     | 0           | 2           |

Attendance..... 624  
 Stanford Record..... 7-2-3, 4-0-0

**Stanford 3, UCLA 0**

October 16, 2016 • Stanford, Calif.

|          | <u>1</u> | <u>2</u> | <u>F</u> |
|----------|----------|----------|----------|
| UCLA     | 0        | 0        | 0        |
| Stanford | 0        | 3        | 3        |

**Scoring Summary**

STAN - Werner (Baird), 65:55  
 STAN - Beason (unassisted), 75:31  
 STAN - Mosharrafa (unassisted), 79:44

|              | <u>STAN</u> | <u>UCLA</u> |
|--------------|-------------|-------------|
| Shots        | 20          | 11          |
| Saves        | 3           | 8           |
| Corner Kicks | 6           | 3           |
| Fouls        | 16          | 9           |
| Offsides     | 1           | 0           |

Attendance..... 1262  
 Stanford Record..... 8-2-3, 5-0-0

**Stanford 1, San Diego State 1 (2OT)**

October 20, 2016 • San Diego, Calif.

|                 | <u>1</u> | <u>2</u> | <u>OT</u> | <u>OT2</u> | <u>F</u> |
|-----------------|----------|----------|-----------|------------|----------|
| Stanford        | 0        | 1        | 0         | 0          | 1        |
| San Diego State | 1        | 0        | 0         | 0          | 1        |

**Scoring Summary**

SDSU - Macias (Adams, Callahan), 18:26  
 STAN - Marion (Baird, Alabi), 60:46

|              | <u>STAN</u> | <u>SDSU</u> |
|--------------|-------------|-------------|
| Shots        | 15          | 10          |
| Saves        | 4           | 7           |
| Corner Kicks | 8           | 3           |
| Fouls        | 17          | 10          |
| Offsides     | 6           | 0           |

Attendance..... 579  
 Stanford Record..... 8-2-4, 5-0-1





**Stanford 3, UCLA 2**

October 23, 2016 • Los Angeles, Calif.

|          | <u>1</u> | <u>2</u> | <u>F</u> |
|----------|----------|----------|----------|
| Stanford | 2        | 1        | 3        |
| UCLA     | 1        | 1        | 2        |

**Scoring Summary**

UCLA - Vobejda (Iloski, Hernandez), 20:15  
 STAN - Skundrich (Marion, Werner), 40:24  
 STAN - Hilliard-Arce (Gilbey), 41:36  
 UCLA - Iloski (Adekoya), 59:30  
 STAN - Langsdorf (Baird, Skundrich), 65:28

|              | <u>STAN</u> | <u>UCLA</u> |
|--------------|-------------|-------------|
| Shots        | 14          | 10          |
| Saves        | 1           | 6           |
| Corner Kicks | 7           | 1           |
| Fouls        | 11          | 10          |
| Offsides     | 2           | 1           |

Attendance..... 3115  
 Stanford Record.....9-2-4, 6-0-1

**Stanford 3, Oregon State 0**

October 27, 2016 • Stanford, Calif.

|              | <u>1</u> | <u>2</u> | <u>F</u> |
|--------------|----------|----------|----------|
| Oregon State | 0        | 0        | 0        |
| Stanford     | 2        | 1        | 3        |

**Scoring Summary**

STAN - Langsdorf (Baird), 23:49  
 STAN - Langsdorf (Waldeck), 28:05  
 STAN - Baird (Langsdorf), 50:48

|              | <u>STAN</u> | <u>OSU</u> |
|--------------|-------------|------------|
| Shots        | 13          | 9          |
| Saves        | 4           | 3          |
| Corner Kicks | 3           | 3          |
| Fouls        | 11          | 13         |
| Offsides     | 5           | 2          |

Attendance..... 1154  
 Stanford Record.....10-2-4, 7-0-1

**Washington 1, Stanford 0 (OT)**

October 30, 2016 • Stanford, Calif.

|            | <u>1</u> | <u>2</u> | <u>OT</u> | <u>F</u> |
|------------|----------|----------|-----------|----------|
| Washington | 0        | 0        | 1         | 1        |
| Stanford   | 0        | 0        | 0         | 0        |

**Scoring Summary**

WASH - Schmidt (Bwana), 91:20

|              | <u>STAN</u> | <u>WASH</u> |
|--------------|-------------|-------------|
| Shots        | 18          | 14          |
| Saves        | 2           | 8           |
| Corner Kicks | 5           | 1           |
| Fouls        | 14          | 13          |
| Offsides     | 0           | 1           |

Attendance..... 1171  
 Stanford Record.....10-3-4, 7-1-1

**Stanford 2, California 1 (OT)**

November 11, 2016 • Berkeley, Calif.

|            | <u>1</u> | <u>2</u> | <u>OT</u> | <u>F</u> |
|------------|----------|----------|-----------|----------|
| Stanford   | 1        | 0        | 1         | 2        |
| California | 0        | 1        | 0         | 1        |

**Scoring Summary**

STAN - Bashti (unassisted), 7:25  
 CAL - Long (unassisted), 55:01  
 STAN - Langsdorf (Skundrich, Waldeck), 97:53

|              | <u>STAN</u> | <u>CAL</u> |
|--------------|-------------|------------|
| Shots        | 16          | 8          |
| Saves        | 1           | 10         |
| Corner Kicks | 8           | 2          |
| Fouls        | 12          | 7          |
| Offsides     | 1           | 0          |


Attendance..... 1680  
 Stanford Record.....11-3-4, 8-1-1



# TV/RADIO ROSTER



#1 • ANDREW EPSTEIN  
GK • 6-0 • RS JR  
FORT COLLINS, COLO.  
POUDRE



#2 • FOSTER LANGSDORF  
F • 5-10 • JR  
VANCOUVER, WASH.  
MOUNTAIN VIEW



#3 • TANNER BEASON  
D • 6-0 • RS FR  
WINSTON-SALEM, N.C.  
FORSYTH COUNTRY DAY



#4 • TOMAS HILLIARD-ARCE  
D • 6-1 • JR  
MATTHEWS, N.C.  
PROVIDENCE DAY SCHOOL



#5 • COLIN HYATT  
MF • 6-4 • RS FR  
SANTA BARBARA, CALIF.  
SANTA BARBARA



#6 • TREVOR HYMAN  
MF • 5-10 • SR  
IRVINE, CALIF.  
VISTA GRANDE



#7 • BRYCE MARION  
MF • 5-8 • JR  
CYPRESS, TEXAS  
CY RANCH



#8 • BRIAN NANA-SINKAM  
D • 6-0 • SR  
LITITZ, PA.  
MANHEIM TOWNSHIP



#10 • COREY BAIRD  
F • 6-0 • JR  
ESCONDIDO, CALIF.  
VISTA GRANDE




#11 • AMIR BASHTI  
F • 5-9 • SO  
CUPERTINO, CALIF.  
MONTA VISTA




#12 • DREW SKUNDRICH  
MF • 5-11 • JR  
LANCASTER, PA.  
HEMPFIELD



#14 • JUSTIN KAHL  
D • 6-0 • SO  
CHARLOTTE, N.C.  
PROVIDENCE DAY



#15 • JARED GILBEY  
MF • 5-8 • FR  
NEW YORK, N.Y.  
NYC LAB SCHOOL




#16 • ADAM MOSHARRAFA  
D • 6-2 • RS SO  
PARADISE VALLEY, ARIZ.  
BROPHY



#17 • ADRIAN ALABI  
F • 5-11 • RS SR  
SNELLVILLE, GA.  
BROOKWOOD



#18 • MARC JOSHUA  
MF • 5-11 • FR  
MENLO PARK, CALIF.  
INTERNATIONAL



#19 • KYLE CASEY  
MF • 5-7 • FR  
FAIRFIELD, CONN.  
FAIRFIELD WARDE



#20 • CHARLIE FURRER  
GK • 6-2 • RS FR  
GEORGETOWN, TEXAS  
LONE STAR



#21 • COLLIN LIBERTY  
D • 6-0 • RS SO  
VAN NUYS, CALIF.  
CLEVELAND



#22 • QUENTIN CHI  
MF • 5-10 • FR  
SEATTLE, WASH.  
LAKESIDE SCHOOL



#23 • SAM WERNER  
MF • 5-10 • RS SO  
BOZEMAN, MONT.  
BOZEMAN



#29 • DEREK WALDECK  
MF • 5-8 • FR  
NEWHALL, CALIF.  
HART



#30 • NICO CORTI  
GK • 6-2 • RS JR  
WESTLAKE VILLAGE, CALIF.  
AGOURA



JEREMY GUNN  
HEAD COACH



NICK KIRCHHOF  
ASSISTANT COACH



OIGE KENNEDY  
ASSISTANT COACH



CHARLES RODRIGUEZ  
VOLUNTEER ASSISTANT

