



STANFORD MEN'S BASKETBALL



@STANFORDMBB #GOSTANFORD

CONTACT: Zach Reynolds | 541.419.0615 | zreynold@stanford.edu

2022-23 SCHEDULE AND RESULTS

NOVEMBER

7 (Mon)	Pacific	W, 88-78	P12NET
11 (Fri)	Wisconsin (1)	L, 50-60	FS1
15 (Tue)	#17/19 San Diego State	L, 62-74	P12NET
18 (Fri)	Cal Poly	W, 80-43	P12NET
24 (Thu)	Ole Miss (2)	L, 68-72	ESPNU
25 (Fri)	Florida State (2)	W, 70-60	ESPNEWS
27 (Sun)	Memphis (2)	L, 48-56	ESPNU

DECEMBER

1 (Thu)	#21/21 UCLA *	L, 66-80	ESPN2
4 (Sun)	at Arizona State *	L, 64-68	ESPN2
16 (Fri)	Green Bay	W, 85-40	P12NET
18 (Sun)	#7/8 Texas (3)	L, 62-72	ESPN2
22 (Thu)	Loyola Chicago (4)	W, 75-62	P12NET
29 (Thu)	Colorado *	L, 70-73	ESPNU
31 (Sat)	Utah *	L, 66-71	P12NET

JANUARY

6 (Fri)	at California *	L, 70-92	ESPNU
12 (Thu)	at Washington *	L, 69-86	FS1
14 (Sat)	at Washington State *	L, 59-60	P12NET
19 (Thu)	Oregon State *	W, 67-46	P12NET
21 (Sat)	Oregon *	W, 71-64	FS1
25 (Wed)	Chicago State	W, 72-65	P12NET
28 (Sat)	California *	W, 75-46	ESPNU

FEBRUARY

2 (Thu)	at Utah *	W, 78-72	P12NET
5 (Sun)	at Colorado *	L, 62-84	FS1
9 (Thu)	Arizona State *	L, 65-69	FS1
11 (Sat)	#4/4 Arizona *	W, 88-79	ESPN2
16 (Thu)	at #4/4 UCLA *	L, 64-73	ESPNU
18 (Sat)	at USC *	L, 75-85	ESPNU
23 (Thu)	Washington State *	L, 63-67	P12NET
26 (Sun)	Washington *	W, 81-69	FS1

MARCH

2 (Thu)	at Oregon State *	W, 83-60	P12NET
4 (Sat)	at Oregon *	L, 68-73	CBS
8 (Wed)	Utah (5)	6 p.m.	P12NET

* Pac-12 game

Bold indicates home game

- (1) at American Family Field, Milwaukee, Wis.
 - (2) at ESPN Wide World of Sports, Orlando, Fla.
 - (3) at American Airlines Center, Dallas, Texas
 - (4) at Kaiser Permanente Arena, Santa Cruz, Calif.
 - (5) at T-Mobile Arena, Las Vegas, Nev.
- All times listed PT



STANFORD

13-18, 7-13 Pac-12 VS. 17-14, 10-10 Pac-12



UTAH

GAME INFORMATION

Date.....	March 8, 2023
Time.....	6 p.m.
Venue.....	T-Mobile Arena, Las Vegas, Nev.
TV.....	Pac-12 Network
Talent.....	Ted Robinson, Bill Walton
Stanford Radio.....	Cardinal Sports Network
Talent.....	John Platz
All-Time Series.....	Stanford trails, 16-25
Last Meeting.....	W, 78-72 (Feb. 2, 2023)
Streak.....	W1

SETTING THE SCENE

The Pac-12 Tournament begins on Wednesday in Las Vegas, with 10th-seeded Stanford opening the event against seventh-seeded Utah at 6 p.m. at T-Mobile Arena.

THE OPENING TIP

- The Cardinal is 13-18 (8-12 Pac-12) this year, with eight wins since Jan. 19, starting with a sweep of Oregon State and Oregon at home. Stanford added quadrant one wins over the stretch over Utah and No. 4 Arizona.
- Spencer Jones leads the team with 13.9 points per game, and he has moved into 26th all-time in scoring in Stanford history after becoming the 50th to reach 1,000 career points. Jones paces the program in Pac-12 play with 15.4 points per game, which ranks eighth in the league. He also ranks fourth in threes per game.
- Harrison Ingram, who was Stanford's first Pac-12 Freshman of the Year since Casey Jacobsen in 2000, withdrew his name from the 2022 NBA Draft to return to The Farm for his sophomore campaign. He is the first Pac-12 Freshman of the Year to return since Jahii Carson (Arizona State) in 2013-14.
- Stanford ranks 11th nationally in minutes continuity, per KenPom, while also bringing in the program's first transfer in 12 years and the first graduate transfer in program history in Michael Jones (Davidson). Jones is one of five players league-wide to score at least 31 in a game this season and ranks third on the team in scoring at 9.5 per night, behind Spencer Jones (13.9) and Ingram (10.3).
- Brandon Angel has turned on the jets over the last 10 games, posting 13.4 points, 4.5 rebounds and 2.4 assists per game since Feb. 1. He was one of three players league-wide to meet those benchmarks in the month of February, and the only one to also shoot greater than 50 percent from the floor.
- Stanford split the season series with Utah, with both teams winning on the road. The Cardinal clipped the Utes in Salt Lake City, 78-72, behind 22 points from Spencer Jones and 15 from Michael Jones.

VIVA LAS VEGAS

Stanford will face Utah in the Pac-12 Tournament for just the second time, with the Utes winning the first meeting in the 2015 quarterfinals. The Cardinal reached the quarterfinal round last season, winning at the buzzer over Arizona State in the first round, 71-70, and taking Arizona down to the wire in an 84-80 defeat. The Cardinal hasn't won the Pac-12 Tournament since 2004 (Pac-10 Champions), and has not reached the final since 2008, both of which were played in Los Angeles.

POSSIBLE STARTERS

No.	Player	Pos.	Ht.	Wt.	Yr.	PPG	RPG	APG
5	Michael O'Connell	G	6-2	195	Jr.	5.1	2.5	3.1
14	Spencer Jones	F	6-7	225	Sr.	13.9	4.7	1.1
23	Brandon Angel	F	6-8	240	Jr.	9.0	4.2	1.8
42	Maxime Raynaud	F	7-1	250	So.	8.8	6.0	0.8
55	Harrison Ingram	F	6-7	230	So.	10.3	5.9	3.7

OFF THE BENCH

1	Isa Silva	G	6-4	190	So.	3.3	0.5	1.2
2	Roy Yuan	G	6-1	170	Sr.	0.0	0.0	0.0
3	Jarvis Moss	G	6-4	200	So.	2.0	0.9	0.1
10	Max Murrell	F	6-9	225	Jr.	4.4	1.8	0.4
11	Ryan Agarwal	G	6-6	190	Fr.	3.5	0.6	0.2
13	Michael Jones	G	6-5	205	Gr.	9.5	2.7	1.7
15	Benny Gealer	G	6-1	160	Fr.	1.1	0.5	0.5
21	Neal Begovich	F	6-9	230	R-Jr.	0.9	1.1	0.3
22	James Keefe	F	6-9	240	Sr.	5.1	4.5	1.0
24	Jaylen Thompson	F	6-8	195	Fr.	-	-	-
25/33	Josue Gil-Silva	G	6-1	185	Sr.	0.0	0.5	0.0

*Starters based on previous game

**ANNE AND TONY JOSEPH
DIRECTOR OF MEN'S BASKETBALL
JEROD HAASE**



In his first six seasons as Stanford's Anne and Tony Joseph Director of Men's Basketball, Jerod Haase has instilled an invested, tough and selfless attitude into the program.

Since arriving on The Farm, the Cardinal has won 98 games, recorded its best conference finish and most league wins in a decade and earned a postseason berth for the first time since 2015. The 2020 team was set to be post-season bound before the cancellation of the NCAA Tournament.

Stanford won 16 games in 2021-22, including the program's first win over an AP top-five opponent since 2007 and its first over a top-25 team on the road since 2014. Harrison Ingram was named Pac-12 Freshman of the Year – Stanford's first since 2000 – while Spencer Jones blossomed into an All-Pac-12 conference forward. Sam Beskind was named Pac-12 Scholar-Athlete of the Year, becoming the program's third honoree in the last five seasons.

The 2020-21 campaign was turned upside down by the COVID-19 global outbreak and subsequent restrictions in Santa Clara County, and Stanford showed its resilience and tenacity with a 14-13 overall record and 10 Pac-12 wins. The season included three wins over eventual Sweet 16 teams, two over Elite Eight programs, and a sweep of Arizona for the first time since 2008. Oscar da Silva established himself as one of the top forwards in the country as one of two players to average 18 points, six rebounds and two assists per game while shooting over 55 percent from the floor. He was also named the Pac-12 Scholar Athlete of the Year.

The Cardinal signed its third top-20 recruiting class in four seasons, led by five-star forward Harrison Ingram. Ingram gives the program a McDonald's All-American for the second-straight year, the first time in Stanford history the feat has been accomplished.

Stanford finished 20-12 overall in 2019-20, and remained solidly in contention for an NCAA Tournament berth throughout a season shortened by the COVID-19 global pandemic. Boasting the nation's No. 16-ranked scoring defense (KenPom No. 7), the Cardinal also shot its highest field goal percentage (.469) since 2003-04. The 20 wins marked Stanford's first such season since the 2014-15 campaign.

Haase and his staff capped the season with a top-10 national recruiting class for 2020 - it's second top-10 class since Haase joined the Cardinal - including top-five signee Ziaire Williams and four players rated at least four stars by one outlet.

Fueled by back-to-back top-25 recruiting classes, Haase's 2018-19 squad featured freshmen and sophomores accounting for 80 percent of the scoring and rebounding. In 2017-18, Haase guided Stanford to a third-place finish in the Pac-12 with 11 conference wins and earned a postseason berth for the first time in three years with a second-round appearance in the NIT.

During Haase's first season in 2016-17, Stanford posted 14 wins against a challenging schedule and finished among the nation's top-10 percent in the classroom. Haase was appointed Stanford's 18th head coach in school history on March 25, 2016.

At UAB, Haase led the Blazers to a regular-season Conference USA championship in 2016 and the program's 15th all-time NCAA Tournament berth in 2015. Haase compiled an 80-53 overall record in four seasons while improving the Blazers' win total every year.

YEAR	SCHOOL	OVERALL	POSTSEASON
2012-13	UAB	16-17	-
2013-14	UAB	18-13	-
2014-15	UAB	20-16	NCAA Third Round
2015-16	UAB	26-7	NIT First Round
2016-17	Stanford	14-17	-
2017-18	Stanford	19-16	NIT Second Round
2018-19	Stanford	15-16	-
2019-20	Stanford	20-12	Postseason Canceled
2020-21	Stanford	14-13	-
2021-22	Stanford	16-16	-
2022-23	Stanford	13-18	-
	OV	191-161	3 appearances
	at Stanford	111-108	1 appearance
	at UAB	80-53	2 appearances

JONES IN MARCH

Spencer Jones has been unstoppable in March in 2022 and 2023, averaging 22.2 points per game over six contests. Jones was on the Pac-12 All-Tournament team last season after averaging 27.0 points per game in Las Vegas, including a career-high 28 in the quarterfinals against Arizona. The March streak has continued this season, as Jones scored 25 points March 2 at Oregon State and 18 on March 4 at Oregon.

SHOOTERS SHOOT

Stanford paced the Pac-12 in 3-point shooting in conference play at 37.9 percent, while the team is a combined 42.0 percent in conference games since the opening league win over Oregon State on Jan. 19. Eight qualified players league-wide sported a 3-point percentage north of 40 percent in conference play, three of which are Stanford Cardinal. Max Murrell led the Pac-12 at 42.9 percent, while Michael Jones is fourth at 41.9 percent and Spencer Jones sixth at 41.2 percent from deep. Additionally, Brandon Angel shot 44.2 percent in Pac-12 play, ending one make shy of qualifying to lead the league, while Ryan Agarwal is at 43.5 percent on a smaller number of attempts. Stanford ranks second with 8.6 threes per game against Pac-12 foes, while holding the nation's third best 3-point percentage since Feb. 1 (43.8%, trails Toledo & Michigan State).

A BLOSSOMING OFFENSE

The Cardinal offense has flipped a switch since Jan. 19, where the team has eight wins after a slow start. According to Bart Torvik, the Cardinal has the nation's 17th-most efficient offense since Jan. 19, and the ninth-ranked offense since Feb. 1. On the whole season, Torvik ranks the Cardinal offense at No. 33, while KenPom slots Stanford in at No. 40.

50TH TO REACH 1,000

Spencer Jones crossed the 1,000-point threshold during conference play, becoming the program's 50th member of the 1,000-point club. He has moved into 26th on the program's all-time scoring list with 1,284 points, passing four players at Oregon State. He is two points away from moving into the top 25. Establishing himself as one of the best 3-point shooters in program history, the sniper has 256 career threes, which ranks second all-time in program history. He is 48 away from matching Chasson Randle '15 for the top spot. Jones is averaging 13.9 points, 4.7 rebounds, 1.2 steals and 1.0 blocks per game through 30 appearances, the last of which ranks 10th in the Pac-12 and second among perimeter players (Keion Brooks, UW). Jones ranks 12th on the program's all-time blocks list with 92, passing Jason Collins '01 against Arizona on Feb. 11, and needs three more to match Josh Childress '04 for 11th.

Jones earned his first All-Pac-12 awards with honorable mention selections to the all-league and all-defense teams last season. He was one of six players league-wide to earn both distinctions.

AT THE PAC-12 TOURNAMENT

Since the expansion of the conference to 12 teams, Stanford has ranged from five to 10 in its seed at the Pac-12 Tournament: six and nine (three times each), seven and 10 (twice), and five and eight (once apiece). The Cardinal is 6-11 in the Pac-12 Tournament since the expansion, including a semifinal appearance in 2014. Stanford's last tournament victory came against Arizona State last season.

All-Time in the Pac-12 Tournament, Stanford has gone 18-24:

- vs. Arizona 1-5
- vs. Oregon 2-0
- vs. Utah 0-1
- vs. Arizona St. 4-2
- vs. Oregon St. 1-1
- vs. Washington 2-5
- vs. California 2-3
- vs. UCLA 1-4
- vs. Washington St. 4-0
- vs. Colorado 0-0
- vs. USC 1-3

2022-23 ROSTER

No.	Player	Pos.	Ht.	Wt.	Yr.	Major	Hometown (Previous School)
1	Isa Silva	G	6-4	190	So.	Undeclared	Sacramento, Calif. (Jesuit)
2	Roy Yuan	G	6-1	175	Sr.	Computer Science	San Jose, Calif. (Saint Francis)
3	Jarvis Moss	G	6-4	200	So.	Undeclared	Concord, N.C. (Cannon School)
5	Michael O'Connell	G	6-2	195	Jr.	Economics	Mineola, N.Y. (Blair Academy (N.J.))
10	Max Murrell	F	6-9	225	Jr.	Computer Science	Omaha, Neb. (Millard North)
11	Ryan Agarwal	G	6-6	190	Fr.	Undeclared	Coppell, Texas (Coppell)
13	Michael Jones	G	6-5	205	Gr.	MS Statistics	Woodbury, Minn. (Woodbury/Davidson)
14	Spencer Jones	F	6-7	225	Sr.	Management Sci. and Engineering	Roeland Park, Kan. (Bishop Miege)
15	Benny Gealer	G	6-0	160	Fr.	Undeclared	Palos Verdes Estates, Calif. (Rolling Hills Prep)
21	Neal Begovich	F	6-9	230	R-Jr.	Economics	San Francisco, Calif. (St. Ignatius College Prep)
22	James Keefe	F	6-9	240	Sr.	Economics	Los Angeles, Calif. (Loyola)
23	Brandon Angel	F	6-8	240	Jr.	Economics	San Diego, Calif. (Torrey Pines)
24	Jaylen Thompson	F	6-8	195	Fr.	Undeclared	Oakland, Calif. (Southern California Academy)
25/33	Josue Gil-Silva	G	6-1	185	Sr.	Mechanical Engineering	Salinas, Calif. (Alisal)
42	Maxime Raynaud	F	7-1	250	So.	Undeclared	Paris, France (Lycee Henri IV)
55	Harrison Ingram	F	6-7	230	So.	Undeclared	Dallas, Texas (St. Mark's)

PRONUNCIATION GUIDE

JEROD HAASE	Jared rhymes with pass	Rob EHSAN	EE-sahn
ISA SILVA	EE-suh	Roy YUAN	you-en
Max MURRELL	Mearl (rhymes with pearl)	Ryan AGARWAL	AG-are-wall
Benny GEALER	GHEE-ler	Neal BEGOVICH	BEG-oh-ritch
JOSUE GIL-SILVA	Ho-sway Heel-Silva	MAXIME RAYNAUD	Max-eem Ray-no

ARIZONA DOWNED

The Cardinal raced to an 88-79 win over No. 4 Arizona on Feb. 11. Michael O'Connell scored a team-high and career-high 22 points, helping the Cardinal outshoot the Wildcats 61% to 46% from the field. Spencer Jones scored all 18 of his points in the second half, while Harrison Ingram added 12 points, nine rebounds and seven assists. Five Stanford players ended in double figures, with Brandon Angel (14) and Maxime Raynaud (13) joining the fun. The win was Stanford's third over Arizona in the last six meetings.

The win was Stanford's second year in a row with a top-five win (No. 5 USC in 2022).

LENDING A HAND

The Cardinal shared the ball at maximum efficiency against Washington, assisting on 25 of 29 shots in an 81-69 win over the Huskies. Michael O'Connell dished a career-best 12 assists, marking the seventh best total in Stanford history and the most since Mitch Johnson had 16 in 2008 in the NCAA Tournament against Marquette. The 12 assists are the most for any Pac-12 player in a league game this season, and the 25 team helpers were Stanford's most in a game since 2007 against Harvard.

HERE COMES HARRISON

Harrison Ingram has impacted all parts of the floor over the last 15 games, scoring 11.7 points with 7.0 rebounds and 4.7 assists per game, including 22 made 3-pointers (36.1% from deep). One of the Pac-12's most versatile players, Ingram ranked 11th in conference play in rebounds and fifth in assists and he was the only player to average at least six rebounds and four assists per game.

McDONALD'S ALL-AMERICAN

Andrej Stojakovic became the 10th recruit in program history to earn a spot on the McDonald's All-American game roster, as announced on Jan. 24. The Cardinal will have a participant for the third time in four years - the first time in program history to accomplish the feat over a four-year stretch. Stojakovic joins Harrison Ingram (2021), Ziaire Williams (2020), Reid Travis (2014), Brook and Robin Lopez (2006), Josh Childress (2001), Casey Jacobsen (1999) and Jarron and Jason Collins (1997) as Stanford athletes with the honor. Stojakovic added to his accolades on March 1 with a third team Naismith All-America selection.

GUARDIAN ANGEL

Brandon Angel was one of the most versatile players in the Pac-12 in February, posting 12.6 points, 4.8 rebounds and 2.4 assists per game while shooting 60.7 percent from the field and 57.9 percent from 3-point range. He was one of three Pac-12 players to meet those points, rebounds and assists benchmarks in February, joining Jaime Jaquez (UCLA) and Drew Peterson (USC), and is the only one in that group to also shoot better than 50 percent from the field.

MAPLES MAGIC

The Cardinal was tough to beat at Maples to close the season, with Stanford winning six of the last eight games on its home court. Spencer Jones averaged 15.3 points while shooting 48.9 percent from 3-point range over the stretch, while Harrison Ingram (12.3) and Maxime Raynaud (11.6) also averaged double figures. The Cardinal has outscored the foes by 9.7 points per game, with wins over Arizona, Oregon, Oregon State, Cal, Chicago State and Washington.

THE NET RESULT

Stanford enters the matchup with the Utes at No. 98 in the NET Rankings (March 6), with a NET SOS of 61 and an average opponent NET rank of 73. The matchup is currently a quadrant two contest, as Utah slots in at No. 76. 19 of Stanford's 32 scheduled games are currently slated to be in quadrant one or two, including 11 in Q1.

vs. Quad 1: 1-10 (Win over Arizona)

vs. Quad 2: 2-5 (Wins over Utah and Oregon)

vs. Quad 3: 2-2 (Wins over Washington and Oregon State)

vs. Quad 4: 8-1 (Wins over Florida State, California, Oregon State, Loyola Chicago, Cal Poly, Pacific, Chicago State and Green Bay)

FLOOR BURNS

During his playing career at Kansas, Jerod Haase was known for his energy and passion on the court. Whether it be diving for loose balls or taking charges, Haase's trademark hustle was always on display. During his time with the Jayhawks, the "floor burns" statistic was created in his honor and is still tracked by the program. Haase totaled 167 floor burns during the 1996-97 season (4.6 per game). Stanford's individual totals (276 combined, 9.3 per game) are as follows:

Harrison Ingram	41	Isa Silva	17
Spencer Jones	40	Max Murrell	15
Michael O'Connell	40	Ryan Agarwal	6
Brandon Angel	37	Neal Begovich	2
James Keefe	30	Benny Gealer	1
Michael Jones	26		
Maxime Raynaud	21		

2022-23 PAC-12 STANDINGS

TEAM	CONFERENCE			OVERALL		
	W	L	PCT.	W	L	PCT.
1...UCLA	18	2	900	27	4	871
2...Arizona	14	6	700	25	6	806
....USC	14	6	700	22	9	710
4...Oregon	12	8	600	18	13	581
5...Arizona State	11	9	550	20	11	645
....Washington State	11	9	550	16	15	516
7...Utah	10	10	500	17	14	548
8...Washington	8	12	400	16	15	516
....Colorado	8	12	400	16	15	516
10 Stanford	7	13	350	13	18	419
11.Oregon State	5	15	250	11	20	355
12.California	2	18	100	3	28	097

*Through March 4

INSIDE THE SERIES - UTAH

Series History	Stanford trails, 16-25
Streak	W1
Last 5 Meetings	2-3
Last 10 Meetings	3-7
Under Jerod Haase	4-7
Jerod Haase vs. Craig Smith	1-2
Biggest Win	33, 1935-36
Biggest Loss	38, 1945-46
Most Points Scored	95, 1969-70
Most Points Allowed	101, 1967-68

STANFORD QUICK FACTS

Stanford University

Enrollment (undergraduate)	7,645
Enrollment (total)	16,937

Home Arena

Maples Pavilion	1968
Opened	1968
Capacity	7,233
Record at Maples	574-237 (.708)
Conference Record at Maples	291-184 (.613)

Anne and Tony Joseph Director of

Men's Basketball	Jerod Haase
Alma Mater	Kansas '97
Record at Stanford	111-108 (7th year)
Overall	191-161 (11th year)

James C. Gaither Assistant Men's Basketball

Coach

Jesse Pruitt (7th year)

Oscar da Silva Assistant Men's Basketball

Coach

Rob Ehsan (2nd year)

Assistant Coach

Brandon Dunson (1st year)

Assistant AD - MBB Ops

David Berkun (7th year)

Player Development

Nate Britt II (1st year)

Athletic Trainer

Dominic Vincentini (7th year)

Sports Performance

Mike Chatman (4th year)

Assistant to the Head Coach

Jack Frost (4th year)

Asst. Operations Director

Michael Reutt (2nd Year)

First Season

1913-14 (105th season)

All-Time Record

1,595-1,220 (.568)

NCAA Championships

1 (1942)

NCAA Final Four

2 (1942, 1998)

NCAA Appearances

17 (1942, '89, '92, '95, '96, '97, '98, '99, '00, '01, '02, '03, '04, '05, '07, '08, '14)

NIT Championships

3 (1991, 12, '15)

NIT Appearances

9 (1988, '90, '91, '94, '06, '12, '13, '15, '18)

Conference Championships

7 (1920 (PCC), '21(PCC), '63 (co-AAWU), 1999, '00, '01, '04)

Pac-12 Championships

4 (1999, '00, '01, '04)

STANFORD IN 2022-23 WHEN...

Overall.....	13-18
Pac-12	7-13
Non-Conference	6-5
Home Games	9-6
On The Road	2-8
On Neutral Courts.....	2-4
vs. AP Ranked Opponents.....	1-4
vs. Coaches Ranked Opponents	1-4
When Leading At Halftime	10-3
When Trailing At Halftime	3-13
When Tied At Halftime	0-2
In Overtime.....	0-0
When Scoring Less Than 60 Points	0-3
When Scoring 60-69 Points	1-12
When Scoring 70-79 Points	6-3
When Scoring 80+ Points	6-0
When Opponent Scores Less Than 40 Points.....	0-0
When Opponent Scores 40-49 Points	4-0
When Opponent Scores 50-59 Points	0-1
When Opponent Scores 60-69 Points.....	6-5
When Opponent Scores 70+ Points	3-12
When Shooting 50% or Better	7-2
When Shooting Under 50%.....	6-16
When Shooting 35% or Better From 3	11-7
When Shooting Under 35% From 3	2-11
When Shooting 75% or Better From FT Line.....	5-4
When Shooting Under 75% From FT Line	8-14
When Outrebounding Opponent.....	10-8
When Being Outrebounded	1-9
When Rebounds are Even	1-1
When Committing Less Than 15 Turnovers	12-11
When Committing 15 or More Turnovers	1-7
In Games Decided By 1-3 Points	0-2
In Games Decided by 1-5 Points	0-8
In Games Decided By 4-9 Points	4-8
In Games Decided By 10-19 Points	4-6
In Games Decided By 20 Or More Points	5-2
In Morning Games	1-1
In Afternoon Games.....	2-4
In Night Games	10-13
On Monday	1-0
On Tuesday	0-1
On Wednesday.....	1-0
On Thursday	4-7
On Friday	3-2
On Saturday.....	3-4
On Sunday	1-4
November	3-4
December	2-5
January.....	4-3
February	3-5
March	1-1
When Wearing White	8-5
When Wearing Cardinal.....	2-5
When Wearing Black	1-7
When Wearing Gray	2-1
When Wearing Throwbacks	3-2

BY THE NUMBERS

DOUBLE-DOUBLES	2022-23	CAREER
Maxime Raynaud	2	3
Harrison Ingram	-	5
Brandon Angel	-	1
James Keefe	-	1
20+ POINT GAMES	2022-23	CAREER
Spencer Jones	5	12
Michael Jones	1	3
Harrison Ingram	1	2
Michael O'Connell	1	2
Brandon Angel	1	1
Maxime Raynaud	1	1
DOUBLE-DIGIT POINTS	2022-23	CAREER
Spencer Jones	24	60
Harrison Ingram	18	35
Michael Jones	16	45
Brandon Angel	15	26
Maxime Raynaud	15	20
Michael O'Connell	4	20
Max Murrell	3	4
Isa Silva	2	3
Ryan Agarwal	2	2
James Keefe	1	6
Jarvis Moss	1	1
DOUBLE-DIGIT REBOUNDS	2022-23	CAREER
Maxime Raynaud	3	4
Harrison Ingram	-	6
James Keefe	-	4
Brandon Angel	-	1
DOUBLE-DIGIT ASSISTS	2022-23	CAREER
N/A		
LED STANFORD IN SCORING (includes ties)	2022-23	CAREER
Spencer Jones	15	32
Michael Jones	6	6
Brandon Angel	5	11
Harrison Ingram	4	12
Maxime Raynaud	2	4
Michael O'Connell	1	4
Max Murrell	1	2
Ryan Agarwal	1	1
Isa Silva	-	1
James Keefe	-	1
LED STANFORD IN REBOUNDING (includes ties)	2022-23	CAREER
Maxime Raynaud	12	15
Harrison Ingram	11	26
James Keefe	6	17
Spencer Jones	5	14
Brandon Angel	2	5
Max Murrell	1	2
Michael O'Connell	-	3
LED STANFORD IN ASSISTS (includes ties)	2022-23	CAREER
Harrison Ingram	16	31
Michael O'Connell	11	41
Michael Jones	4	4
Isa Silva	2	5
Brandon Angel	2	2
Spencer Jones	-	7
Maxime Raynaud	-	2
James Keefe	-	2
Max Murrell	-	1

2022-23 STANFORD TEAM HIGHS

Points	88, twice
FG made	33, twice
FG att.	70, at Washington (1-12-23)
FG%	61.1, vs. Arizona (2-11-23)
3-pt. FG made	14, vs. Cal Poly (11-18-22)
3-pt. FG att.	33, vs. Memphis (11-27-22)
FT made	22, three times
FT att.	34, vs. Pacific (11-7-22)
Rebounds	46, vs. California (1-28-23)
Assists	25, vs. Washington (2-26-23)
Steals	11, twice
Blocks	9, vs. Wisconsin (11-11-22)
Fewest Turnovers	6, vs. Utah (12-31-22)
Fewest Fouls	11, vs. Arizona State (2-9-23)
First Half pts.	47, vs. Cal Poly (11-18-22)
Second Half pts.	49, vs. Florida State (11-25-22)

2022-23 STANFORD TEAM LOWS

Points	48, vs. Memphis (11-27-22)
FG made	17, twice
FG att.	46, vs. Texas (12-18-22)
FG%	29.3, vs. Memphis (11-27-22)
3-pt. FG made	1, vs. Wisconsin (11-11-22)
3-pt. FG att.	13, vs. Loyola Chicago (12-22-22)
FT made	2, at UCLA (2-17-23)
FT att.	6, twice
Rebounds	24, twice
Assists	6, vs. Wisconsin (11-11-22)
Steals	2, vs. Chicago State (1-26-23)
Blocks	0, three times
Most Turnovers	18, vs. Texas (12-18-22)
Most Fouls	26, at UCLA (2-17-23)
First Half pts.	20, twice
Second Half pts.	23, at Colorado (2-5-23)

2022-23 OPPONENT TEAM HIGHS

Points	92, at California (1-6-23)
FG made	33, at Washington (1-12-23)
FG att.	67, vs. Pacific (11-7-22)
FG%	59.3, twice
3-pt. FG made	16, at California (1-6-23)
3-pt. FG att.	35, vs. Arizona (2-11-23)
FT made	21, vs. Washington (2-26-23)
FT att.	25, twice
Rebounds	41, vs. Arizona State (12-4-22)
Assists	22, vs. Texas (12-18-22)
Steals	11, twice
Blocks	9, at Washington (1-12-23)
Fewest Turnovers	6, at Washington State (1-14-23)
Fewest Fouls	10, at Oregon (3-4-23)
First Half pts.	50, vs. UCLA (12-1-22)
Second Half pts.	47, at California (1-6-23)

2022-23 OPPONENT TEAM LOWS

Points	40, vs. Green Bay (12-16-22)
FG made	12, vs. Cal Poly (11-18-22)
FG att.	40, vs. Utah (12-31-22)
FG%	26.5, vs. Green Bay (12-16-22)
3-pt. FG made	4, four times
3-pt. FG att.	11, vs. Ole Miss (11-24-22)
FT made	5, vs. Arizona State (2-9-23)
FT att.	9, vs. Loyola Chicago (12-22-22)
Rebounds	25, three times
Assists	5, twice
Steals	3, twice
Blocks	0, twice
Most Turnovers	27, vs. Green Bay (12-16-22)
Most Fouls	24, vs. Pacific (11-7-22)
First Half pts.	19, twice
Second Half pts.	21, vs. Green Bay (12-16-22)

THE LAST TIME - TEAM

Scored 100 points

Stanford 104, vs. UCLA (2-16-19)
Opponent 108, vs. Florida (11-23-17)

Scored less than 50 points

Stanford 48, vs. Memphis (11-27-22)
Opponent 46, vs. Oregon State (1-19-23)

Scored less than 40 points

Stanford 39, at California (2-26-22)
Opponent 38, vs. Carroll College (12-27-15)

Overtime game

Stanford win vs. Dartmouth (89-78 on 12-16-21)
Stanford loss at Washington State (85-76 in 3OT on 2-20-21)

Double Overtime game

Stanford win vs. UCLA (107-99 in 2OT on 1-4-18)
Stanford loss at Washington State (85-76 in 3OT on 2-20-21)

Three or More Overtimes

Stanford win at Oregon State (103-101 in 4OT on 1-7-12)
Stanford loss at Washington State (85-76 in 3OT on 2-20-21)

40-point win

Stanford Stanford 85, Green Bay 40 (12-16-22)
Opponent Oregon State 81, Stanford 38 (1-11-82)

50-point win

Stanford Stanford 111, Harvard 56 (11-9-07)
Opponent never

60 points in a half

Stanford 63 (1st half), vs. Harvard (11-9-07)
Opponent 60 (2nd half), at USC (1-26-02)

Between 16-20 points in a half

Stanford 20 (1st half), vs. Memphis (11-27-22)
Opponent 20 (1st half), vs. California (1-28-23)

15 points or less in a half

Stanford 12 (1st half), at California (2-26-22)
Opponent 15 (1st half), Washington State (2-28-19)

50 rebounds by a team

Stanford 51, vs. North Carolina A&T (11-23-21)
Opponent 51, Portland State (11-28-18)

12 or more three-pointers in a game

Stanford 12, vs. Oregon State (3-2-23)
Opponent 12, vs. Washington State (2-24-23)

10 or more steals in a game

Stanford 10, vs. Colorado (12-29-22)
Opponent 10, at Utah (2-2-23)

25 turnovers in a game

Stanford 28, vs. Portland State (11-26-17)
Opponent 27, vs. Green Bay (12-16-22)

Five players scoring in double digits

Stanford 5, vs. Washington (2-26-23)
Opponent 5, at Washington (1-12-23)

More than five players scoring in double digits

Stanford 6, vs. Green Bay (11-13-15)
Opponent 6, at Colorado (3-2-17)

THE LAST TIME - INDIVIDUAL

Player recorded a double-double

Stanford Maxime Raynaud (12 pts/10 reb), at UCLA (2-17-23)
Opponent N'Faly Dante (15 pts/12 reb), at Oregon (3-4-23)

Two players recorded a double-double

Stanford Oscar da Silva (17 pts/10 reb)/Ziaire Williams (12 pts/12 reb/10 ast), vs. Washington (1-7-21)
Opponent Branden Carlsen (14 pts/12 rebs), Riley Battin (11 pts/10 rebs), at Utah (2-6-20)

Player recorded a triple-double

Stanford Ziaire Williams (12 pts/12 reb/10 ast), vs. Washington (1-7-21)
Opponent Kyle Weaver (14 pts/13 reb/10 ast), vs. Washington State (1-13-07)

Game decided by buzzer-beater

Stanford win James Keefe, vs. Arizona State (3-9-22)
Stanford loss Lamont Jones, vs. Arizona (2-27-10)

30 points

Stanford Michael Jones (31), vs. Pacific (11-7-22)
Opponent Boogie Ellis (33), vs. USC (2-18-23)

40 points

Stanford Casey Jacobsen (41), vs. Oregon (2-7-02)
Opponent Darius McGhee (41), vs. Liberty (12-23-21)

Two players with 20 or more points

Stanford Michael Jones (31)/Maxime Raynaud (22), vs. Pacific (11-7-22)
Opponent Boogie Ellis (33)/Drew Peterson (21), at USC (2-18-23)

Three players with 20 or more points

Stanford Brown (21)/Randle (21)/Nastic (20), vs. Arizona State (1-24-15)
Opponent Moore (25)/Brown (23)/Carmichael (21), vs. Illinois State (3-19-12)

No double-digit scorer

Stanford vs. Arizona (1-20-22)
Opponent vs. Carroll College (12-27-15)

12 field goals

Stanford Oscar da Silva (12), at North Carolina A&T (12-6-20)
Opponent Jaime Jaquez Jr. (12), vs. UCLA (12-1-22)

7 three-pointers

Stanford Tyrell Terry (7) vs. Utah (2-26-20)
Opponent Courtney Ramey (8), vs. Arizona (2-11-23)

15 free throws

Stanford Reid Travis (19), at Kansas (12-3-16)
Opponent Jared Cunningham (15), vs. Oregon State (3-9-11)

15 rebounds

Stanford Oscar da Silva (15), vs. Oregon (2-1-20)
Opponent Mouhamed Gueye (15), vs. Washington State (2-23-23)

20 rebounds

Stanford Michael Humphrey (20), at Oklahoma State (3-19-18)
Opponent Andre Roberson (20), at Colorado (1-24-13)

Three players with 10 or more rebounds

Stanford Travis (12)/R. Allen (10)/Pickens (10), vs. Villanova (11-26-15)
Opponent McCoy (12)/Bailey (11)/Johnson (10), vs. UCLA (1-17-98)

10 assists

Stanford Michael O'Connell (12), vs. Washington (2-26-23)
Opponent Rollie Worster (10), at Utah (2-2-23)



#1 ISA SILVA

Sophomore | Guard | 6-4 | 190

Sacramento, Calif. | Jesuit | Undeclared

Three things to know...

1: Consensus four-star recruit, rated No. 53 nationally by ESPN, No. 66 by 247Sports and No. 73 by Rivals

2: True point guard with an excellent feel for the game and high basketball IQ

3: Five relatives graduated from Stanford, and cousin, Josue, is a walk-on and former manager for the team. Grandfather, Rafael, had his oral history as a bracero immigrant archived at Stanford's Special Collections and University Archives

Career Accolades: CSC Academic All-District (2023)

Trending: Shot 50% from 3-point range as a freshman, was the 2nd-best mark in program history by a freshman (min. 25 attempts) ... Started five games, averaging 5.2 points per game as a starter ... Double-digit scorer in consecutive games on Dec. 31 vs. Utah and Jan. 6 vs. Cal, and tied his career high against Cal with 12 points.

SILVA'S CAREER HIGHS

Points..... 12, twice
 FG..... 5, twice
 FGA..... 9, twice
 3FG..... 2, three times
 3FGA..... 4, twice
 FT..... 4, at California 1/6/23
 FTA..... 6, at California 1/6/23
 Rebounds..... 4, three times
 Assists.....5, vs. Valparaiso 11/17/21
 Blocks.....1, three times
 Steals.....3, twice
 Minutes..... 25, at California 1/6/23

SILVA'S SEASON HIGHS

Points..... 12, at California 1/6/23
 FG..... 5, vs. Utah 12/31/22
 FGA..... 9, at California 1/6/23
 3FG.....1, six times
 3FGA..... 4, vs. Memphis 11/27/22
 FT..... 4, at California 1/6/23
 FTA..... 6, at California 1/6/23
 Rebounds..... 4, vs. Cal Poly 11/18/22
 Assists.....4, vs. Green Bay 12/16/22
 Blocks..... -
 Steals.....2, at Oregon State 3/2/23
 Minutes..... 25, at California 1/6/23

ESPN Events Invitational: 4.7 pts, 1.3 ast per game

2022-23 GAME-BY-GAME

Opponent	Date	GS	Min	FG-FGA	Pct	3FG-FGA	Pct	FT-FTA	Pct	O/D/T	Avg	PF	FO	A/T	B	S	P	Avg
PACIFIC	11/07/22		16	0-0	.000	0-0	.000	0-0	.000	0/0/0	0.0	2	0	0/1	0	0	0	0.0
vs Wisconsin	11/11/22		12	1-1	1.000	0-0	.000	1-2	.500	0/0/0	0.0	4	0	0/1	0	1	3	1.5
SAN DIEGO ST.	11/15/22		16	2-5	.400	0-1	.000	1-1	1.000	0/0/0	0.0	3	0	2/2	0	0	5	2.7
CAL POLY	11/18/22	*	18	2-3	.667	0-1	.000	0-0	.000	0/4/4	1.0	3	0	2/1	0	1	4	3.0
vs Ole Miss	11/24/22	*	19	3-7	.429	0-0	.000	0-0	.000	0/0/0	0.8	2	0	2/2	0	1	6	3.6
vs Florida St.	11/25/22	*	18	1-2	.500	0-1	.000	0-0	.000	0/0/0	0.7	3	0	1/1	0	0	2	3.3
vs Memphis	11/27/22	*	16	1-5	.200	1-4	.250	3-4	.750	0/2/2	0.9	1	0	1/2	0	1	6	3.7
UCLA	12/01/22	*	22	3-8	.375	1-3	.333	1-2	.500	0/1/1	0.9	3	0	1/1	0	0	8	4.3
at Arizona St.	12/04/22		11	0-1	.000	0-0	.000	0-0	.000	0/0/0	0.8	4	0	1/3	0	0	0	3.8
GREEN BAY	12/16/22		15	0-3	.000	0-1	.000	2-2	1.000	0/1/1	0.8	0	0	4/0	0	1	2	3.6
vs Texas	12/18/22		3	0-1	.000	0-1	.000	0-0	.000	0/0/0	0.7	0	0	0/0	0	0	0	3.3
vs Loyola Chicago	12/22/22		10	1-2	.500	0-0	.000	0-0	.000	0/1/1	0.8	3	0	0/2	0	0	2	3.2
COLORADO	12/29/22		12	0-1	.000	0-0	.000	2-2	1.000	0/0/0	0.7	1	0	1/0	0	0	2	3.1
UTAH	12/31/22		19	5-6	.833	1-1	1.000	0-1	.000	0/1/1	0.7	0	0	2/0	0	0	11	3.6
at California	01/06/23		25	4-9	.444	0-2	.000	4-6	.667	0/1/1	0.7	2	0	2/1	0	0	12	4.2
at Washington	01/12/23		10	0-2	.000	0-0	.000	0-0	.000	0/0/0	0.7	0	0	3/1	0	0	0	3.9
at Washington St.	01/14/23	DNP																
OREGON ST.	01/19/23		14	1-3	.333	0-1	.000	1-2	.500	0/0/0	0.6	4	0	2/1	0	0	3	3.9
OREGON	01/21/23		14	3-4	.750	0-1	.000	0-0	.000	0/0/0	0.6	1	0	0/2	0	0	6	4.0
CHICAGO ST.	01/25/23		9	0-1	.000	0-1	.000	0-0	.000	0/0/0	0.6	0	0	1/0	0	0	0	3.8
CALIFORNIA	01/28/23		14	2-3	.667	1-2	.500	3-3	1.000	0/2/2	0.7	2	0	1/1	0	0	8	4.0
at Utah	02/02/23		8	0-0	.000	0-0	.000	0-0	.000	0/0/0	0.6	1	0	2/2	0	0	0	3.8
at Colorado	02/05/23		13	0-3	.000	0-1	.000	0-0	.000	0/0/0	0.6	2	0	1/0	0	0	0	3.6
ARIZONA ST.	02/09/23		12	2-4	.500	1-1	1.000	0-0	.000	0/0/0	0.6	1	0	1/0	0	0	5	3.7
ARIZONA	02/11/23		12	1-1	1.000	0-0	.000	0-0	.000	0/1/1	0.6	1	0	2/0	0	0	2	3.6
at UCLA	02/16/23		14	2-5	.400	0-1	.000	0-2	.000	0/0/0	0.6	1	0	1/2	0	0	4	3.6
at USC	02/18/23		10	1-1	1.000	0-0	.000	0-0	.000	0/1/1	0.6	0	0	0/0	0	1	2	3.6
WASHINGTON ST.	02/23/23		4	0-1	.000	0-0	.000	0-0	.000	0/0/0	0.6	1	0	0/1	0	0	0	3.4
WASHINGTON	02/26/23		9	2-3	.667	1-1	1.000	0-0	.000	0/0/0	0.5	0	0	0/1	0	0	5	3.5
at Oregon St.	03/02/23		17	0-2	.000	0-0	.000	0-2	.000	0/1/1	0.6	1	0	2/0	0	2	0	3.4
at Oregon	03/04/23		10	0-0	.000	0-0	.000	1-2	.500	0/0/0	0.5	1	0	0/0	0	0	1	3.3

CAREER STATS

YEAR	GP	GS	MIN	AVG	FG	FGA	PCT	3-POINT			FT	FTA	PCT	REBOUNDING				PF	FO	AST	TO	BLK	STL	PTS	AVG
								FG	FGA	PCT				OFF	DEF	TOT	AVG								
2021-22	32	1	445	13.9	40	101	.396	19	38	.500	12	19	.632	7	28	35	1.1	49	0	38	52	3	20	111	3.5
2022-23	30	5	402	13.4	37	87	.425	6	24	.250	19	31	.613	0	16	16	0.5	47	0	35	28	0	8	99	3.3
TOTAL	62	6	847	13.7	77	188	.410	25	62	.403	31	50	.620	7	44	51	0.8	96	0	73	80	3	28	210	3.4



#2 ROY YUAN

Senior | Guard | 6-1 | 170

San Jose, Calif. | Saint Francis | Computer Science

Three things to know...

- 1: Started as a Stanford manager, elevated to the roster as a senior on Dec. 1, 2022
- 2: Scored over 1,000 points during his high school career at Harker High School and Saint Francis
- 3: Excellent 3-point shooter

Career Accolades: N/A

Trending: N/A

YUAN'S CAREER HIGHS

Points	-
FG	-
FGA	1, twice
3FG	-
3FGA	1, vs. California 1/28/22
FT	-
FTA	-
Rebounds	-
Assists	-
Blocks	-
Steals	-
Minutes	2, twice

YUAN'S SEASON HIGHS

Points	-
FG	-
FGA	1, twice
3FG	-
3FGA	1, vs. California 1/28/22
FT	-
FTA	-
Rebounds	-
Assists	-
Blocks	-
Steals	-
Minutes	2, twice

2022-23 GAME-BY-GAME

Opponent	Date	GS	Min	FG-FGA	Pct	3FG-FGA	Pct	FT-FTA	Pct	O/D/T	Avg	PF	FO	A/T	B	S	P	Avg	
PACIFIC	11/07/22	DNP																	
vs Wisconsin	11/11/22	DNP																	
SAN DIEGO ST.	11/15/22	DNP																	
CAL POLY	11/18/22	DNP																	
vs Ole Miss	11/24/22	DNP																	
vs Florida St.	11/25/22	DNP																	
vs Memphis	11/27/22	DNP																	
UCLA	12/01/22	DNP																	
at Arizona St.	12/04/22	DNP																	
GREEN BAY	12/16/22		2	0-1	.000	0-0	.000	0-0	.000	0/0/0	0.0	0	0	0/0	0	0	0	0.0	
vs Texas	12/18/22	DNP																	
vs Loyola Chicago	12/22/22	DNP																	
COLORADO	12/29/22	DNP																	
UTAH	12/31/22	DNP																	
at California	01/06/23	DNP																	
at Washington	01/12/23	DNP																	
at Washington St.	01/14/23	DNP																	
OREGON ST.	01/19/23		1	0-0	.000	0-0	.000	0-0	.000	0/0/0	0.0	0	0	0/0	0	0	0	0.0	
OREGON	01/21/23	DNP																	
CHICAGO ST.	01/25/23	DNP																	
CALIFORNIA	01/28/23		2	0-1	.000	0-1	.000	0-0	.000	0/0/0	0.0	0	0	0/0	0	0	0	0.0	
at Utah	02/02/23	DNP																	
at Colorado	02/05/23	DNP																	
ARIZONA ST.	02/09/23	DNP																	
ARIZONA	02/11/23	DNP																	
at UCLA	02/16/23	DNP																	
at USC	02/18/23	DNP																	
WASHINGTON ST.	02/23/23	DNP																	
WASHINGTON	02/26/23		1	0-0	.000	0-0	.000	0-0	.000	0/0/0	0.0	1	0	0/0	0	0	0	0.0	
at Oregon St.	03/02/23		0	0-0	.000	0-0	.000	0-0	.000	0/0/0	0.0	0	0	0/0	0	0	0	0.0	
at Oregon	03/04/23	DNP																	

CAREER STATS

YEAR	GP	GS	MIN	AVG	FG	FGA	PCT	3-POINT			FT	FTA	PCT	REBOUNDING					PF	FO	AST	TO	BLK	STL	PTS	AVG	
								FG	FGA	PCT				OFF	DEF	TOT	AVG										
2022-23	5	0	6	1.2	0	2	.000	0	1	.000	0	0	.000	0	0	0	0.0	1	0	0	0	0	0	0	0	0	0.0
TOTAL	5	0	6	1.2	0	2	.000	0	1	.000	0	0	.000	0	0	0	0.0	1	0	0	0	0	0	0	0	0.0	



#3 JARVIS MOSS

Sophomore | Guard | 6-4 | 200

Concord, N.C. | Cannon School | Undeclared

Three things to know...

- 1: All-around guard and one of the best shooters in the 2021 recruiting class
- 2: Consensus three-star recruit, averaged 26 points per game as a senior for Cannon
- 3: Led Cannon to back-to-back NCASAA state championships

Career Accolades: N/A

Trending: Scored a career-best 10 points on 4-for-5 shooting and two triples against Green Bay (Dec. 16) ... 6-for-10 (60%) from 3-point range over his last nine appearances.

MOSS' CAREER HIGHS

Points..... 10, vs. Green Bay 12/16/22
 FG..... 4, vs. Green Bay 12/16/22
 FGA..... 5, vs. Green Bay 12/16/22
 3FG..... 2, twice
 3FGA..... 3, vs. Green Bay 12/16/22
 FT..... -
 FTA..... -
 Rebounds..... 3, vs. Cal Poly 11/18/22
 Assists..... 1, twice
 Blocks..... 1, vs. Utah 12/31/22
 Steals..... 1, vs. Oregon State 1/19/23
 Minutes..... 8, twice

MOSS' SEASON HIGHS

Points..... 10, vs. Green Bay 12/16/22
 FG..... 4, vs. Green Bay 12/16/22
 FGA..... 5, vs. Green Bay 12/16/22
 3FG..... 2, twice
 3FGA..... 3, vs. Green Bay 12/16/22
 FT..... -
 FTA..... -
 Rebounds..... 3, vs. Cal Poly 11/18/22
 Assists..... 1, vs. Cal Poly 11/18/22
 Blocks..... 1, vs. Utah 12/31/22
 Steals..... 1, vs. Oregon State 1/19/23
 Minutes..... 8, twice

2022-23 GAME-BY-GAME

Opponent	Date	GS	Min	FG-FGA	Pct	3FG-FGA	Pct	FT-FTA	Pct	O/D/T	Avg	PF	FO	A/T	B	S	P	Avg
PACIFIC	11/07/22		8	0-3	.000	0-2	.000	0-0	.000	0/2/2	2.0	0	0	0/0	0	0	0	0.0
vs Wisconsin	11/11/22	DNP																
SAN DIEGO ST.	11/15/22	DNP																
CAL POLY	11/18/22		6	0-4	.000	0-2	.000	0-0	.000	1/2/3	2.5	1	0	1/0	0	0	0	0.0
vs Ole Miss	11/24/22	DNP																
vs Florida St.	11/25/22	DNP																
vs Memphis	11/27/22		5	2-3	.667	2-2	1.000	0-0	.000	0/0/0	1.7	0	0	0/0	0	0	6	2.0
UCLA	12/01/22	DNP																
at Arizona St.	12/04/22	DNP																
GREEN BAY	12/16/22		8	4-5	.800	2-3	.667	0-0	.000	0/1/1	1.5	0	0	0/0	0	0	10	4.0
vs Texas	12/18/22	DNP																
vs Loyola Chicago	12/22/22	DNP																
COLORADO	12/29/22	DNP																
UTAH	12/31/22		6	1-3	.333	1-2	.500	0-0	.000	0/1/1	1.4	1	0	0/0	1	0	3	3.8
at California	01/06/23		1	0-0	.000	0-0	.000	0-0	.000	0/0/0	1.2	0	0	0/0	0	0	0	3.2
at Washington	01/12/23	DNP																
at Washington St.	01/14/23	DNP																
OREGON ST.	01/19/23		1	0-1	.000	0-1	.000	0-0	.000	0/2/2	1.3	0	0	0/0	0	1	0	2.7
OREGON	01/21/23	DNP																
CHICAGO ST.	01/25/23	DNP																
CALIFORNIA	01/28/23		3	0-0	.000	0-0	.000	0-0	.000	0/1/1	1.3	1	0	0/2	0	0	0	2.4
at Utah	02/02/23	DNP																
at Colorado	02/05/23		1	0-0	.000	0-0	.000	0-0	.000	0/0/0	1.1	0	0	0/0	0	0	0	2.1
ARIZONA ST.	02/09/23	DNP																
ARIZONA	02/11/23	DNP																
at UCLA	02/16/23		0	0-0	.000	0-0	.000	0-0	.000	0/0/0	1.0	1	0	0/0	0	0	0	1.9
at USC	02/18/23	DNP																
WASHINGTON ST.	02/23/23	DNP																
WASHINGTON	02/26/23	DNP																
at Oregon St.	03/02/23		3	1-2	.500	1-2	.500	0-0	.000	0/0/0	0.9	0	0	0/0	0	0	3	2.0
at Oregon	03/04/23	DNP																

CAREER STATS

YEAR	GP	GS	MIN	AVG	FG	FGA	PCT	3-POINT			FT	FTA	PCT	REBOUNDING							PTS	AVG			
								FG	FGA	PCT				OFF	DEF	TOT	AVG	PF	FO	AST			TO	BLK	STL
2021-22	5	0	13	2.6	0	7	.000	0	5	.000	0	0	.000	0	1	1	0.2	1	0	1	1	0	0	0	0.0
2022-23	11	0	42	3.8	8	21	.381	6	14	.429	0	0	.000	1	9	10	0.9	4	0	1	2	1	1	22	2.0
TOTAL	16	0	55	3.4	8	28	.286	6	19	.316	0	0	.000	1	10	11	0.7	5	0	2	3	1	1	22	1.4



#5 MICHAEL O'CONNELL

Junior | Guard | 6-2 | 195

Mineola, N.Y. | Blair Academy (N.J.) | Economics

Three things to know...

1: First prospect since recruiting databases began to be rated a top-100 recruit in both basketball (247 Sports) and lacrosse (Inside Lacrosse) at the time of his signing.

2: Was committed to Maryland for lacrosse before electing to play basketball at Stanford

3: Ranks third in the Pac-12 among returning guards conference wide in assists per game (3.6).

Career Accolades: CoSIDA Academic All-District (2022) ... Pac-12 Freshman of the Week (Feb. 1, 2021) ... Pac-12 Academic Honor Roll (2022)

Trending: Career-best 22 points against Arizona (Feb. 11) ... Career-best 12 assists against Washington (Feb. 26), tied for seventh in program history in assists in a game. Most assists by any Pac-12 player in a conference game this season ... Stanford is 15-7 in O'Connell's career when he has five or more assists ... In double figures with 11 points at Utah (Feb. 2), 10 points against Loyola Chicago (Dec. 22) and Chicago State (Jan. 25) ... Second on the team in steals ... Stanford is 6-1 when O'Connell has at least eight points ... 6 for his last 12 from 3-point range ... At least five assists in five of the last six games (6.3 per game) and in eight of the last 11 (5.1 per game) ... Six assists away from tying for 15th in program history for career dimes.

ESPN Events Invitational: 4.0 pts, 1.7 reb, 1.0 ast per game

O'CONNELL'S CAREER HIGHS

Points	22, vs. Arizona 2/11/23
FG	7, twice
FGA	13, at Santa Clara 11/12/19
3FG	4, at Arizona 3/3/22
3FGA	6, at Arizona 3/3/22
FT	8, twice
FTA	12, vs. Arizona 2/11/23
Rebounds	9, vs. California 2/7/21
Assists	12, vs. Washington 2/26/23
Blocks	1, four times
Steals	4, twice
Minutes	52, at Washington State 2/20/21

O'CONNELL'S SEASON HIGHS

Points	22, vs. Arizona 2/11/23
FG	6, vs. Arizona 2/11/23
FGA	10, vs. Arizona 2/11/23
3FG	3, vs. Arizona 2/11/23
3FGA	5, vs. Arizona 2/11/23
FT	8, vs. Chicago State 1/25/23
FTA	12, vs. Arizona 2/11/23
Rebounds	7, at Utah 2/2/23
Assists	12, vs. Washington 2/26/23
Blocks	-
Steals	3, vs. Colorado 12/29/22
Minutes	34, three times

2022-23 GAME-BY-GAME

Opponent	Date	GS	Min	FG-FGA	Pct	3FG-FGA	Pct	FT-FTA	Pct	O/D/T	Avg	PF	FO	A/T	B	S	P	Avg
PACIFIC	11/07/22	*	25	3-5	.600	1-3	.333	2-2	1.000	0/2/2	2.0	2	0	4/2	0	1	9	9.0
vs Wisconsin	11/11/22	*	28	1-5	.200	0-1	.000	1-1	1.000	1/4/5	3.5	2	0	2/1	0	2	3	6.0
SAN DIEGO ST.	11/15/22	*	22	0-2	.000	0-2	.000	1-2	.500	1/1/2	3.0	4	0	1/2	0	1	1	4.3
CAL POLY	11/18/22	*	22	1-3	.333	0-0	.000	0-0	.000	1/1/2	2.8	1	0	2/2	0	2	2	3.8
vs Ole Miss	11/24/22	*	16	1-3	.333	0-1	.000	2-2	1.000	0/1/1	2.4	0	0	0/0	0	1	4	3.8
vs Florida St.	11/25/22	*	22	3-5	.600	0-1	.000	0-0	.000	0/4/4	2.7	1	0	3/4	0	1	6	4.2
vs Memphis	11/27/22	*	12	1-2	.500	0-1	.000	0-0	.000	0/0/0	2.3	1	0	0/4	0	0	2	3.9
UCLA	12/01/22	*	20	0-3	.000	0-0	.000	0-0	.000	0/1/1	2.1	0	0	2/1	0	1	0	3.4
at Arizona St.	12/04/22	*	29	2-8	.250	1-3	.333	2-2	1.000	1/0/1	2.0	0	0	3/1	0	1	7	3.8
GREEN BAY	12/16/22	*	15	3-3	1.000	0-0	.000	0-0	.000	1/3/4	2.2	2	0	1/1	0	0	6	4.0
vs Texas	12/18/22	*	22	1-3	.333	0-0	.000	1-1	1.000	1/3/4	2.4	0	0	3/1	0	0	3	3.9
vs Loyola Chicago	12/22/22	*	23	3-6	.500	0-0	.000	4-4	1.000	1/3/4	2.5	2	0	2/1	0	0	10	4.4
COLORADO	12/29/22	*	22	3-6	.500	0-0	.000	1-2	.500	0/3/3	2.5	2	0	0/3	0	3	7	4.6
UTAH	12/31/22	*	12	0-1	.000	0-0	.000	0-0	.000	0/1/1	2.4	1	0	0/0	0	1	0	4.3
at California	01/06/23	*	14	1-3	.333	0-1	.000	0-0	.000	0/0/0	2.3	1	0	4/0	0	1	2	4.1
at Washington	01/12/23	*	27	2-4	.500	0-0	.000	1-2	.500	1/1/2	2.3	2	0	2/2	0	0	5	4.2
at Washington St.	01/14/23	*	34	1-5	.200	0-2	.000	0-0	.000	0/1/1	2.2	1	0	2/2	0	2	2	4.1
OREGON ST.	01/19/23	*	30	0-5	.000	0-2	.000	2-2	1.000	1/2/3	2.2	2	0	4/0	0	1	2	3.9
OREGON	01/21/23	*	27	3-5	.600	1-1	1.000	1-1	1.000	0/1/1	2.2	2	0	1/1	0	1	8	4.2
CHICAGO ST.	01/25/23	*	34	1-4	.250	0-0	.000	8-9	.889	1/5/6	2.4	0	0	5/1	0	0	10	4.5
CALIFORNIA	01/28/23	*	23	3-8	.375	0-0	.000	0-0	.000	3/2/5	2.5	2	0	7/1	0	0	6	4.5
at Utah	02/02/23	*	32	4-7	.571	0-0	.000	3-4	.750	1/6/7	2.7	2	0	2/2	0	1	11	4.8
at Colorado	02/05/23	*	28	1-2	.500	0-0	.000	0-0	.000	1/0/1	2.6	0	0	5/0	0	1	2	4.7
ARIZONA ST.	02/09/23	*	31	1-5	.200	0-2	.000	1-1	1.000	0/2/2	2.6	0	0	2/1	0	0	3	4.6
ARIZONA	02/11/23	*	30	6-10	.600	3-5	.600	7-12	.583	2/1/3	2.6	0	0	0/2	0	1	22	5.3
at UCLA	02/16/23	*	31	2-4	.500	0-0	.000	0-0	.000	1/3/4	2.7	5	1	5/4	0	2	4	5.3
at USC	02/18/23	*	32	2-6	.333	2-3	.667	3-4	.750	0/1/1	2.6	4	0	7/3	0	1	9	5.4
WASHINGTON ST.	02/23/23	*	34	2-7	.286	0-1	.000	0-0	.000	1/0/1	2.5	2	0	5/0	0	0	4	5.4
WASHINGTON	02/26/23	*	31	0-2	.000	0-0	.000	2-2	1.000	0/2/2	2.5	1	0	12/3	0	1	2	5.2
at Oregon St.	03/02/23	*	23	1-3	.333	0-0	.000	0-0	.000	1/1/2	2.5	2	0	6/1	0	0	2	5.1
at Oregon	03/04/23	*	30	2-6	.333	1-3	.333	0-0	.000	0/2/2	2.5	2	0	3/3	0	0	5	5.1

CAREER STATS

YEAR	GP	GS	MIN	AVG	FG	FGA	PCT	3-POINT			FT	FTA	PCT	REBOUNDING				PF	FO	AST	TO	BLK	STL	PTS	AVG
								FG	FGA	PCT				OFF	DEF	TOT	AVG								
2020-21	25	18	666	26.6	59	126	.468	12	36	.333	37	47	.787	11	64	75	3.0	37	1	71	39	3	32	167	6.7
2021-22	31	30	822	26.5	86	229	.376	24	83	.289	23	40	.575	9	75	84	2.7	52	0	111	63	1	32	219	7.1
2022-23	31	26	781	25.2	54	141	.383	9	32	.281	42	53	.792	20	57	77	2.5	46	1	95	49	0	26	159	5.1
TOTAL	87	74	2269	26.1	199	496	.401	45	151	.298	102	140	.729	40	196	236	2.7	135	2	277	151	4	90	545	6.3



#10 MAX MURRELL

Junior | Forward | 6-9 | 225

Omaha, Neb. | Millard North | Computer Science

Three things to know...

- 1: 247Sports (#79) and Rivals (#116) four-star recruit. Ranked 14th and 23rd nationally at his position, respectively.
- 2: Reached Nebraska state championship game with Millard North. Broke school record for blocks in a game, season and career, and career field goal percentage.
- 3: Selected Stanford over Creighton, Iowa, Minnesota and TCU.

Career Accolades: Pac-12 Academic Honor Roll (2022)

Trending: Shooting 45.8 percent from 3-point range on the season, led the league in conference play (42.9%) ... Had 15 points and six rebounds against Cal Poly (Nov. 18) ... Led the nation in free throws made without a miss (16-for-16) as a freshman in 2020-21, is an 84.6% FT shooter for his career ... Shooting a slash of 46/46/84 on the season ... At least one three in 12 straight games from Dec. 31-Feb. 18, 16-for-34 from 3-point range over the stretch (47.1%).

MURRELL'S CAREER HIGHS

Points 18, vs. North Carolina A&T 11/23/21
 FG 6, vs. North Carolina A&T 11/23/21
 FGA 8, vs. North Carolina A&T 11/23/21
 3FG 4, twice
 3FGA 6, twice
 FT 4, twice
 FTA 6, at Washington 1/15/22
 Rebounds 6, vs. Cal Poly 11/18/22
 Assists 3, vs. Arizona 3/10/22
 Blocks 4, at Oregon State 3/2/23
 Steals 2, vs. Arizona 3/10/22
 Minutes 21, four times

MURRELL'S SEASON HIGHS

Points 15, vs. Cal Poly 11/18/22
 FG 4, twice
 FGA 7, four times
 3FG 4, vs. Cal Poly 11/18/22
 3FGA 6, at Arizona State 12/4/22
 FT 3, vs. Cal Poly 11/18/22
 FTA 4, vs. Cal Poly 11/18/22
 Rebounds 6, vs. Cal Poly 11/18/22
 Assists 2, twice
 Blocks 4, at Oregon State 3/2/23
 Steals 1, eight times
 Minutes 21, twice

ESPN Events Invitational: 3.3 pts, 3.7 reb per game

2022-23 GAME-BY-GAME

Opponent	Date	GS	Min	FG-FGA	Pct	3FG-FGA	Pct	FT-FTA	Pct	O/D/T	Avg	PF	FO	A/T	B	S	P	Avg
PACIFIC	11/07/22		15	0-0	.000	0-0	.000	2-2	1.000	0/3/3	3.0	0	0	1/2	0	1	2	2.0
vs Wisconsin	11/11/22		4	0-0	.000	0-0	.000	2-3	.667	0/0/0	1.5	1	0	0/0	0	0	2	2.0
SAN DIEGO ST.	11/15/22		11	2-2	1.000	1-1	1.000	0-0	.000	1/0/1	1.3	1	0	0/1	1	0	5	3.0
CAL POLY	11/18/22		21	4-7	.571	4-5	.800	3-4	.750	1/5/6	2.5	2	0	1/0	0	1	15	6.0
vs Ole Miss	11/24/22		18	1-4	.250	0-1	.000	0-0	.000	0/5/5	3.0	3	0	1/0	0	1	2	5.2
vs Florida St.	11/25/22		9	0-1	.000	0-1	.000	2-2	1.000	1/0/1	2.7	1	0	1/0	0	0	2	4.7
vs Memphis	11/27/22		18	2-5	.400	2-4	.500	0-0	.000	1/4/5	3.0	0	0	0/1	0	1	6	4.9
UCLA	12/01/22		17	0-0	.000	0-0	.000	0-0	.000	1/0/1	2.8	0	0	0/0	1	0	0	4.3
at Arizona St.	12/04/22		18	2-7	.286	1-6	.167	0-0	.000	0/4/4	2.9	2	0	1/0	3	1	5	4.3
GREEN BAY	12/16/22		18	3-4	.750	0-1	.000	1-1	1.000	0/1/1	2.7	0	0	2/0	2	0	7	4.6
vs Texas	12/18/22		9	1-1	1.000	1-1	1.000	0-0	.000	0/0/0	2.5	1	0	0/0	0	1	3	4.5
vs Loyola Chicago	12/22/22		9	1-1	1.000	0-0	.000	0-0	.000	0/1/1	2.3	1	0	0/0	0	0	2	4.3
COLORADO	12/29/22		3	0-0	.000	0-0	.000	0-0	.000	0/0/0	2.2	1	0	0/0	0	0	0	3.9
UTAH	12/31/22		14	4-6	.667	2-3	.667	0-0	.000	0/1/1	2.1	4	0	0/2	0	0	10	4.4
at California	01/06/23		20	1-3	.333	1-2	.500	0-0	.000	0/2/2	2.1	2	0	0/1	0	0	3	4.3
at Washington	01/12/23		18	3-6	.500	2-5	.400	2-2	1.000	0/0/0	1.9	2	0	0/2	0	0	10	4.6
at Washington St.	01/14/23																	
OREGON ST.	01/19/23																	
OREGON	01/21/23		16	2-3	.667	1-2	.500	2-2	1.000	0/1/1	1.9	1	0	1/1	0	0	7	4.8
CHICAGO ST.	01/25/23		20	2-6	.333	1-3	.333	1-1	1.000	1/0/1	1.8	2	0	0/2	2	0	6	4.8
CALIFORNIA	01/28/23		19	3-7	.429	3-5	.600	0-0	.000	2/2/4	1.9	2	0	0/0	2	0	9	5.1
at Utah	02/02/23		16	2-3	.667	1-1	1.000	0-0	.000	1/2/3	2.0	1	0	1/0	0	0	5	5.1
at Colorado	02/05/23		16	1-5	.200	1-4	.250	0-0	.000	0/1/1	2.0	1	0	1/1	0	0	3	5.0
ARIZONA ST.	02/09/23		18	2-6	.333	1-3	.333	0-0	.000	0/2/2	2.0	2	0	0/1	0	1	5	5.0
ARIZONA	02/11/23		11	1-2	.500	1-2	.500	0-0	.000	0/0/0	1.9	1	0	0/1	1	0	3	4.9
at UCLA	02/16/23		9	1-3	.333	1-2	.500	0-0	.000	0/0/0	1.8	0	0	0/0	1	0	3	4.8
at USC	02/18/23		15	2-7	.286	1-3	.333	0-0	.000	0/1/1	1.8	0	0	2/0	0	0	5	4.8
WASHINGTON ST.	02/23/23		7	0-1	.000	0-1	.000	0-0	.000	0/1/1	1.7	0	0	0/0	0	0	0	4.6
WASHINGTON	02/26/23		10	1-1	1.000	1-1	1.000	0-0	.000	1/1/2	1.7	4	0	0/0	0	1	3	4.6
at Oregon St.	03/02/23		21	2-3	.667	1-2	.500	1-2	.500	0/4/4	1.8	2	0	0/1	4	0	6	4.6
at Oregon	03/04/23		12	0-1	.000	0-1	.000	0-0	.000	0/1/1	1.8	2	0	0/1	0	0	0	4.4

CAREER STATS

YEAR	GP	GS	MIN	AVG	FG	FGA	PCT	3-POINT			FT	FTA	PCT	REBOUNDING					PF	FO	AST	TO	BLK	STL	PTS	AVG
								FG	FGA	PCT				OFF	DEF	TOT	AVG									
2020-21	21	0	166	7.9	15	30	.500	2	9	.222	16	16	1.000	5	13	18	0.9	17	0	4	11	7	5	48	2.3	
2021-22	32	5	319	10.0	26	86	.302	13	56	.232	12	17	.706	8	26	34	1.1	25	0	13	17	13	6	77	2.4	
2022-23	29	0	412	14.2	43	94	.457	27	59	.458	16	19	.842	10	42	52	1.8	39	0	12	17	17	8	129	4.4	
TOTAL	82	5	897	10.9	84	210	.400	42	124	.339	44	52	.846	23	81	104	1.3	81	0	29	45	37	19	254	3.1	



#11 RYAN AGARWAL

Freshman | Guard | 6-6 | 190

Coppell, Texas | Coppell | Undeclared

Three things to know...

1: One of three Division I college basketball players of Indian descent, along with Ishaan Jagiasi (Penn State) and Amaan Sandhu (Monmouth)

2: Four-star wing by Rivals and ESPN, once rated as high as No. 84 nationally by Rivals

3: One of the top 3-point shooters in the 2022 recruiting class

Career Accolades: N/A

Trending: Shooting 45.7 percent from 3-point range ... Career-high 11 points vs. Green Bay (Dec. 16) ... Shooting 43.5 percent from 3-point range in Pac-12 play ... Three games of three-or-more made triples.

AGARWAL'S CAREER HIGHS

Points..... 11, vs. Green Bay 12/16/22
 FG..... 4, vs. Green Bay 12/16/22
 FGA..... 7, at Washington 1/12/23
 3FG..... 3, three times
 3FGA..... 7, at Washington 1/12/23
 FT..... 1, at Washington 1/12/23
 FTA..... 2, at Washington 1/12/23
 Rebounds..... 2, twice
 Assists..... 1, three times
 Blocks..... -
 Steals..... 1, four times
 Minutes..... 16, vs. Green Bay 12/16/22

AGARWAL'S SEASON HIGHS

Points..... 11, vs. Green Bay 12/16/22
 FG..... 4, vs. Green Bay 12/16/22
 FGA..... 7, at Washington 1/12/23
 3FG..... 3, three times
 3FGA..... 7, at Washington 1/12/23
 FT..... 2, at Oregon State 3/2/23
 FTA..... 2, twice
 Rebounds..... 2, twice
 Assists..... 1, three times
 Blocks..... -
 Steals..... 1, four times
 Minutes..... 16, vs. Green Bay 12/16/22

2022-23 GAME-BY-GAME

Opponent	Date	GS	Min	FG-FGA	Pct	3FG-FGA	Pct	FT-FTA	Pct	O/D/T	Avg	PF	FO	A/T	B	S	P	Avg
PACIFIC	11/07/22		6	0-2	.000	0-2	.000	0-0	.000	0/1/1	1.0	0	0	0/2	0	1	0	0.0
vs. Wisconsin	11/11/22	DNP																
SAN DIEGO ST.	11/15/22	DNP																
CAL POLY	11/18/22		15	3-5	.600	2-3	.667	0-0	.000	0/1/1	1.0	2	0	1/1	0	0	8	4.0
vs Ole Miss	11/24/22		3	0-0	.000	0-0	.000	0-0	.000	0/0/0	0.7	0	0	0/0	0	0	0	2.7
vs Florida St.	11/25/22		2	0-0	.000	0-0	.000	0-0	.000	0/1/1	0.8	0	0	0/0	0	0	0	2.0
vs Memphis	11/27/22	DNP																
UCLA	12/01/22		15	3-6	.500	2-5	.400	0-0	.000	0/1/1	0.8	1	0	1/0	0	1	8	3.2
at Arizona St.	12/04/22		4	1-1	1.000	1-1	1.000	0-0	.000	0/0/0	0.7	0	0	0/2	0	0	3	3.2
GREEN BAY	12/16/22		16	4-6	.667	3-5	.600	0-0	.000	0/2/2	0.9	0	0	0/0	0	1	11	4.3
vs Texas	12/18/22		5	0-0	.000	0-0	.000	0-0	.000	0/0/0	0.8	1	0	0/0	0	1	0	3.8
vs Loyola Chicago	12/22/22		11	1-2	.500	1-2	.500	0-1	.000	0/0/0	0.7	1	0	1/1	0	0	3	3.7
COLORADO	12/29/22		11	3-4	.750	3-4	.750	0-0	.000	0/1/1	0.7	0	0	0/1	0	0	9	4.2
UTAH	12/31/22		7	1-3	.333	1-3	.333	0-0	.000	0/0/0	0.6	1	0	0/0	0	0	3	4.1
at California	01/06/23		8	0-2	.000	0-2	.000	0-0	.000	0/1/1	0.7	0	0	0/0	0	0	0	3.8
at Washington	01/12/23		15	3-7	.429	3-7	.429	1-2	.500	0/2/2	0.8	2	0	0/1	0	0	10	4.2
at Washington St.	01/14/23	DNP																
OREGON ST.	01/19/23	DNP																
OREGON	01/21/23	DNP																
CHICAGO ST.	01/25/23	DNP																
CALIFORNIA	01/28/23		3	0-1	.000	0-1	.000	0-0	.000	0/0/0	0.7	0	0	0/0	0	0	0	3.9
at Utah	02/02/23	DNP																
at Colorado	02/05/23		2	1-1	1.000	0-0	.000	0-0	.000	0/0/0	0.7	0	0	0/0	0	0	2	3.8
ARIZONA ST.	02/09/23	DNP																
ARIZONA	02/11/23	DNP																
at UCLA	02/16/23		1	0-0	.000	0-0	.000	0-0	.000	0/0/0	0.6	0	0	0/0	0	0	0	3.6
at USC	02/18/23	DNP																
WASHINGTON ST.	02/23/23	DNP																
WASHINGTON	02/26/23	DNP																
at Oregon St.	03/02/23		4	0-0	.000	0-0	.000	2-2	1.000	0/0/0	0.6	1	0	0/0	0	0	2	3.5
at Oregon	03/04/23	DNP																

CAREER STATS

YEAR	GP	GS	MIN	AVG	FG	FGA	PCT	3-POINT			FT	FTA	PCT	REBOUNDING							PTS	AVG			
								FG	FGA	PCT				OFF	DEF	TOT	AVG	PF	FO	AST			TO	BLK	STL
2022-23	17	0	128	7.5	20	40	.500	16	35	.457	3	5	.600	0	10	10	0.6	9	0	3	8	0	4	59	3.5
TOTAL	17	0	128	7.5	20	40	.500	16	35	.457	3	5	.600	0	10	10	0.6	9	0	3	8	0	4	59	3.5



#13 MICHAEL JONES

Graduate Student | Guard | 6-5 | 205

Woodbury, Minn. | Woodbury | Davidson | M.S. Statistics

Three things to know...

- 1: First graduate transfer in Stanford men's basketball history
- 2: Ended Davidson career ranked fifth in program history in 3-point percentage (40.3%, minimum 120 made)
- 3: One of two returners in college basketball to have scored 400 points while shooting at least 46 percent from the floor, 42 percent from 3-point range and 84 percent from the free throw line (Isiah Mosley, Missouri) last season

Career Accolades: CSC Academic All-District (2023)

Trending: 4th in the Pac-12 in conference play in 3-point percentage (41.9%) ... Scored a career-high 31 points in his Stanford debut against Pacific (Nov. 7), marking the best debut by a Stanford player on record. First 30-point game by a Stanford player since Jan. 4, 2021 (Oscar da Silva vs. Oregon State). One of five Pac-12 players this season to have at least 31 in a game (along with Colorado's KJ Simpson, USC's Boogie Ellis, WSU's Mouhamed Gueye and Arizona's Azuolas Tubelis) ... Reached NCAA Tournament with 10-seed Davidson in 2022 ... Stanford is 4-2 when Jones has at least 15 points ... In double figures four of the last six games.

JONES' CAREER HIGHS

Points..... 31, vs. Pacific 11/7/22
 FG..... 9, twice
 FGA..... 15, vs. Pacific 11/7/22
 3FG..... 8, at Richmond 1/24/22
 3FGA..... 12, vs. George Mason 1/25/20
 FT..... 10, vs. Pacific 11/7/22
 FTA..... 12, vs. Pacific 11/7/22
 Rebounds..... 7, at Rhode Island 2/12/22
 Assists..... 8, vs. East Carolina 11/21/21
 Blocks..... 2, five times
 Steals..... 3, five times
 Minutes..... 41, at George Washington 1/29/20

JONES' SEASON HIGHS

Points..... 31, vs. Pacific 11/7/22
 FG..... 9, vs. Pacific 11/7/22
 FGA..... 15, vs. Pacific 11/7/22
 3FG..... 4, twice
 3FGA..... 9, vs. Florida State 11/25/22
 FT..... 10, vs. Pacific 11/7/22
 FTA..... 12, vs. Pacific 11/7/22
 Rebounds..... 6, twice
 Assists..... 5, vs. UCLA 12/1/22
 Blocks..... 2, vs. Wisconsin 11/11/22
 Steals..... 3, twice
 Minutes..... 35, vs. Pacific 11/7/22

ESPN Events Invitational: 5.7 pts, 2.3 reb, 2.0 ast per game

2022-23 GAME-BY-GAME

Opponent	Date	GS	Min	FG-FGA	Pct	3FG-FGA	Pct	FT-FTA	Pct	O/D/T	Avg	PF	FO	A/T	B	S	P	Avg
PACIFIC	11/07/22	*	35	9-15	.600	3-8	.375	10-12	.833	0/5/5	5.0	2	0	3/0	0	1	31	31.0
vs Wisconsin	11/11/22	*	33	3-7	.429	0-2	.000	3-5	.600	1/3/4	4.5	2	0	1/2	2	0	9	20.0
SAN DIEGO ST.	11/15/22	*	27	0-4	.000	0-1	.000	0-1	.000	0/3/3	4.0	3	0	3/2	0	1	0	13.3
CAL POLY	11/18/22		20	4-6	.667	3-5	.600	4-5	.800	0/2/2	3.5	0	0	1/1	1	0	15	13.8
vs Ole Miss	11/24/22		25	2-7	.286	0-4	.000	3-3	1.000	0/4/4	3.6	1	0	4/1	0	0	7	12.4
vs Florida St.	11/25/22		25	3-11	.273	1-9	.111	3-4	.750	0/1/1	3.2	1	0	0/0	0	2	10	12.0
vs Memphis	11/27/22		25	0-7	.000	0-7	.000	0-0	.000	1/1/2	3.0	3	0	2/0	0	1	0	10.3
UCLA	12/01/22		27	3-9	.333	2-7	.286	2-3	.667	0/3/3	3.0	0	0	5/1	0	0	10	10.3
at Arizona St.	12/04/22		25	4-10	.400	2-6	.333	2-2	1.000	1/2/3	3.0	4	0	1/1	0	3	12	10.4
GREEN BAY	12/16/22		19	1-4	.250	1-4	.250	0-1	.000	1/2/3	3.0	3	0	2/1	0	3	3	9.7
vs Texas	12/18/22		28	5-10	.500	2-5	.400	5-7	.714	1/2/3	3.0	0	0	1/0	0	1	17	10.4
vs Loyola Chicago	12/22/22		24	4-6	.667	1-2	.500	3-4	.750	0/2/2	2.9	2	0	1/1	0	0	12	10.5
COLORADO	12/29/22		31	1-6	.167	0-1	.000	3-4	.750	0/2/2	2.8	2	0	4/1	0	1	5	10.1
UTAH	12/31/22	*	26	2-3	.667	1-2	.500	1-2	.500	0/1/1	2.7	2	0	2/0	0	0	6	9.8
at California	01/06/23	*	31	5-10	.500	4-8	.500	0-0	.000	1/2/3	2.7	0	0	3/1	0	1	14	10.1
at Washington	01/12/23		20	1-6	.167	0-4	.000	5-7	.714	3/3/6	2.9	0	0	2/1	1	1	7	9.9
at Washington St.	01/14/23		22	2-7	.286	1-3	.333	0-0	.000	0/0/0	2.8	3	0	0/0	0	0	5	9.6
OREGON ST.	01/19/23		25	6-9	.667	4-6	.667	2-2	1.000	1/2/3	2.8	1	0	2/3	0	0	18	10.1
OREGON	01/21/23		31	2-4	.500	1-2	.500	5-7	.714	1/4/5	2.9	1	0	1/1	0	0	10	10.1
CHICAGO ST.	01/25/23		23	0-4	.000	0-4	.000	2-2	1.000	0/1/1	2.8	3	0	2/2	0	0	2	9.7
CALIFORNIA	01/28/23		21	3-5	.600	1-2	.500	1-1	1.000	0/2/2	2.8	0	0	1/0	0	1	8	9.6
at Utah	02/02/23		28	4-6	.667	3-5	.600	4-4	1.000	0/1/1	2.7	0	0	4/2	0	0	15	9.8
at Colorado	02/05/23		24	3-5	.600	2-3	.667	2-2	1.000	0/1/1	2.6	1	0	0/4	0	1	10	9.8
ARIZONA ST.	02/09/23		19	2-8	.250	1-7	.143	0-0	.000	1/4/5	2.7	2	0	1/1	0	0	5	9.6
ARIZONA	02/11/23		29	2-3	.667	0-0	.000	0-0	.000	1/5/6	2.8	5	1	1/2	0	0	4	9.4
at UCLA	02/16/23		29	6-10	.600	3-5	.600	0-0	.000	1/0/1	2.8	4	0	0/1	0	0	15	9.6
at USC	02/18/23		27	5-7	.714	0-1	.000	4-4	1.000	2/2/4	2.8	3	0	1/1	0	1	14	9.8
WASHINGTON ST.	02/23/23		22	2-3	.667	1-2	.500	5-6	.833	0/2/2	2.8	1	0	0/1	0	0	10	9.8
WASHINGTON	02/26/23		28	3-8	.375	3-4	.750	1-2	.500	0/2/2	2.8	2	0	0/2	0	1	10	9.8
at Oregon St.	03/02/23		25	1-2	.500	1-2	.500	1-2	.500	0/2/2	2.7	1	0	3/0	0	1	4	9.6
at Oregon	03/04/23		29	2-6	.333	1-3	.333	0-2	.000	0/1/1	2.7	3	0	1/0	0	0	5	9.5

CAREER STATS

YEAR	GP	GS	MIN	AVG	FG	FGA	PCT	3-POINT			FT	FTA	PCT	REBOUNDING				PF	FO	AST	TO	BLK	STL	PTS	AVG
								FG	FGA	PCT				OFF	DEF	TOT	AVG								
2019-20	26	21	591	22.7	50	112	.446	39	92	.424	8	12	.667	12	34	46	1.8	31	0	24	15	5	17	147	5.7
2020-21	22	1	381	17.3	41	86	.477	16	52	.308	14	22	.636	14	26	40	1.8	26	0	26	10	2	15	112	5.1
2021-22	34	34	1056	31.0	129	280	.461	69	164	.421	75	89	.843	19	104	123	3.6	57	0	66	36	10	33	402	11.8
2022-23	31	5	803	25.9	90	209	.431	42	125	.336	71	94	.755	16	67	83	2.7	55	1	52	33	4	20	293	9.5
TOTAL	113	61	2834	25.1	310	687	.451	166	433	.383	168	217	.774	61	231	292	2.6	169	1	168	94	21	83	954	8.4



#14 SPENCER JONES

Senior | Forward | 6-7 | 225

Roeland Park, Kan. | Bishop Miege | Management Science & Engineering

Three things to know...

1: Elite shooter on the wing, great defender. One of the best forwards in the Pac-12.

2: Committed to Stanford two weeks after first recruiting call.

3: He was one of six players league-wide last season, and is one of two returners, to earn both all-conference and all-defense honors

Career Accolades: 2022-23 Preseason All-Pac-12 first team ... 2022 All-Pac-12 honorable mention ... 2022 Pac-12 All-Defense honorable mention ... 2021 Diamond Head Classic All-Tournament Team ... 2022 Pac-12 Tournament All-Tournament Team.

Trending: 2nd all-time in made 3-pointers at Stanford (256). 48 away from program record (Chasson Randle '15) ... 50th member of program's 1,000-point club, currently ranks 26th in program history in scoring ... In double figures 22 of the last 27 games and 20 of the last 24 ... 2.1 stocks (steals + blocks) per game, 1.9 offensive rebounds per game ... 2.0 offensive rebounds per game in Pac-12 play, which is 15th-best in the league ... 92 career blocks, ranks 12th in program history. Three away from tying Josh Childress '04 for 11th ... 15.4 points per game in Pac-12 play, ranks eighth in the league. Ranks sixth in 3-point percentage and fourth in threes per game ... Averaged 27.0 points per game at the 2022 Pac-12 Tournament ... Has 12 career 20-point games ... Shooting 43.6 percent from 3-point range over the last 19 games with multiple threes in 15 (2.7 per game).

ESPN Events Invitational: 10.3 pts, 3.0 reb, 1.7 ast per game

2022-23 GAME-BY-GAME

Opponent	Date	GS	Min	FG-FGA	Pct	3FG-FGA	Pct	FT-FTA	Pct	O/D/T	Avg	PF	FO	A/T	B	S	P	Avg
PACIFIC	11/07/22	DNP																
vs Wisconsin	11/11/22	*	20	3-9	.333	0-5	.000	2-2	1.000	1/3/4	4.0	2	0	1/2	4	1	8	8.0
SAN DIEGO ST.	11/15/22	*	26	4-15	.267	2-7	.286	5-7	.714	3/3/6	5.0	1	0	1/0	3	1	15	11.5
CAL POLY	11/18/22	*	20	4-9	.444	2-5	.400	0-0	.000	3/2/5	5.0	3	0	0/0	0	0	10	11.0
vs Ole Miss	11/24/22	*	33	5-9	.556	3-4	.750	0-0	.000	2/0/2	4.3	0	0	2/2	1	1	13	11.5
vs Florida St.	11/25/22	*	29	4-13	.308	0-6	.000	0-0	.000	2/3/5	4.4	1	0	1/1	1	1	8	10.8
vs Memphis	11/27/22	*	29	4-11	.364	2-5	.400	0-0	.000	1/1/2	4.0	3	0	2/4	0	1	10	10.7
UCLA	12/01/22	*	29	7-10	.700	3-5	.600	1-2	.500	2/1/3	3.9	2	0	1/4	0	2	18	11.7
at Arizona St.	12/04/22	*	27	3-13	.231	1-6	.167	6-7	.857	6/0/6	4.1	5	1	0/1	1	0	13	11.9
GREEN BAY	12/16/22	*	19	4-7	.571	1-3	.333	1-2	.500	0/2/2	3.9	2	0	1/3	1	2	10	11.7
vs Texas	12/18/22	*	30	4-11	.364	2-5	.400	0-0	.000	1/6/7	4.2	3	0	0/1	3	0	10	11.5
vs Loyola Chicago	12/22/22	*	29	2-11	.182	0-4	.000	0-0	.000	2/1/3	4.1	1	0	2/1	1	1	4	10.8
COLORADO	12/29/22	*	31	7-16	.438	3-9	.333	8-8	1.000	1/5/6	4.3	4	0	0/0	2	2	25	12.0
UTAH	12/31/22	*	31	6-15	.400	2-7	.286	2-2	1.000	2/2/4	4.2	2	0	0/0	0	1	16	12.3
at California	01/06/23	*	32	5-9	.556	2-5	.400	1-2	.500	3/2/5	4.3	2	0	0/1	3	0	13	12.4
at Washington	01/12/23	*	21	4-16	.250	2-7	.286	2-2	1.000	4/2/6	4.4	0	0	0/0	0	3	12	12.3
at Washington St.	01/14/23	*	33	5-11	.455	2-3	.667	2-2	1.000	4/4/8	4.6	4	0	1/1	0	1	14	12.4
OREGON ST.	01/19/23	*	30	7-11	.636	4-8	.500	0-1	.000	1/2/3	4.5	1	0	1/2	0	2	18	12.8
OREGON	01/21/23	*	29	6-11	.545	2-5	.400	2-2	1.000	1/5/6	4.6	4	0	1/1	0	2	16	12.9
CHICAGO ST.	01/25/23	*	31	7-14	.500	6-9	.667	1-1	1.000	2/5/7	4.7	3	0	0/1	2	1	21	13.4
CALIFORNIA	01/28/23	*	32	1-6	.167	0-2	.000	2-3	.667	2/7/9	5.0	2	0	3/0	2	0	4	12.9
at Utah	02/02/23	*	32	8-12	.667	4-7	.571	2-2	1.000	2/3/5	5.0	1	0	2/2	0	2	22	13.3
at Colorado	02/05/23	*	28	6-12	.500	1-6	.167	0-0	.000	1/0/1	4.8	5	1	0/0	1	2	13	13.3
ARIZONA ST.	02/09/23	*	27	5-12	.417	5-7	.714	2-5	.400	2/3/5	4.8	3	0	2/2	1	0	17	13.5
ARIZONA	02/11/23	*	34	8-15	.533	2-5	.400	0-0	.000	2/4/6	4.8	2	0	2/1	1	0	18	13.7
at UCLA	02/16/23	*	27	2-6	.333	2-5	.400	0-0	.000	0/2/2	4.7	4	0	1/1	0	1	6	13.4
at USC	02/18/23	*	33	5-16	.313	1-5	.200	0-0	.000	1/5/6	4.8	4	0	0/1	1	0	11	13.3
WASHINGTON ST.	02/23/23	*	26	3-10	.300	0-2	.000	1-1	1.000	1/0/1	4.6	4	0	1/1	0	2	7	13.0
WASHINGTON	02/26/23	*	29	7-13	.538	4-9	.444	3-4	.750	0/5/5	4.6	2	0	1/0	1	2	21	13.3
at Oregon St.	03/02/23	*	32	10-16	.625	5-9	.556	0-0	.000	2/1/3	4.6	1	0	3/1	0	1	25	13.7
at Oregon	03/04/23	*	35	7-12	.583	4-7	.571	0-0	.000	2/5/7	4.7	1	0	3/1	0	3	18	13.9

JONES' CAREER HIGHS

Points	28, vs. Arizona 3/10/22
FG	12, vs. Arizona 3/10/22
FGA	18, vs. Arizona 3/10/22
3FG	6, three times
3FGA	12, vs. Arizona State 3/9/22
FT	8, vs. Colorado 12/29/22
FTA	8, vs. Colorado 12/29/22
Rebounds	9, vs. California 1/28/23
Assists	4, three times
Blocks	4, vs. Wisconsin 11/11/22
Steals	4, vs. Washington 2/6/22
Minutes	47, at Washington State 2/20/21

JONES' SEASON HIGHS

Points	25, twice
FG	10, at Oregon State 3/2/23
FGA	16, four times
3FG	6, vs. Chicago State 1/25/13
3FGA	9, four times
FT	8, vs. Colorado 12/29/22
FTA	8, vs. Colorado 12/29/22
Rebounds	9, vs. California 1/28/23
Assists	3, three times
Blocks	4, vs. Wisconsin 11/11/22
Steals	3, twice
Minutes	35, at Oregon 3/4/23

CAREER STATS

YEAR	GP	GS	MIN	AVG	FG	FGA	PCT	3-POINT			FT	FTA	PCT	REBOUNDING				PF	FO	AST	TO	BLK	STL	PTS	AVG
								FG	FGA	PCT				OFF	DEF	TOT	AVG								
2019-20	32	29	913	28.5	93	221	.421	81	188	.431	16	23	.696	16	85	101	3.2	59	0	27	27	28	19	283	8.8
2020-21	26	25	735	28.3	72	173	.416	46	124	.371	22	33	.667	21	80	101	3.9	81	1	27	31	17	32	212	8.2
2021-22	31	31	827	26.7	136	287	.474	62	165	.376	39	52	.750	52	86	138	4.5	80	1	35	45	18	27	373	12.0
2022-23	30	28	864	28.8	153	351	.436	67	172	.390	43	55	.782	56	84	140	4.7	72	2	32	35	29	35	416	13.9
TOTAL	119	113	3339	28.1	454	1032	.440	256	649	.394	120	163	.736	145	335	480	4.0	292	4	121	138	92	113	1284	10.8



#15 BENNY GEALER

Freshman | Guard | 6-1 | 160

Palos Verdes Estates, Calif. | Rolling Hills Prep | Undeclared

Three things to know...

- 1: Won the gold medal with Team USA at the 2022 Maccabi Games in Israel
- 2: 3-star recruit at point guard from Rivals
- 3: Valedictorian at Rolling Hills Prep with a 4.8 GPA

Career Accolades: N/A

Trending: Made career debut against Green Bay (Dec. 16), with three points and three assists ... Scored five points with two assists against Texas (Dec. 18).

GEALER'S CAREER HIGHS

Points..... 5, vs. Texas 12/18/22
 FG..... 2, vs. Texas 12/18/22
 FGA..... 2, twice
 3FG..... 1, three times
 3FGA..... 2, vs. Green Bay 12/16/22
 FT..... 2, vs. California 1/28/23
 FTA..... 2, vs. California 1/28/23
 Rebounds..... 2, vs. Green Bay 12/16/22
 Assists..... 3, vs. Green Bay 12/16/22
 Blocks..... -
 Steals..... 1, three times
 Minutes..... 11, twice

GEALER'S SEASON HIGHS

Points..... 5, vs. Texas 12/18/22
 FG..... 2, vs. Texas 12/18/22
 FGA..... 2, twice
 3FG..... 1, three times
 3FGA..... 2, vs. Green Bay 12/16/22
 FT..... 2, vs. California 1/28/23
 FTA..... 2, vs. California 1/28/23
 Rebounds..... 2, vs. Green Bay 12/16/22
 Assists..... 3, vs. Green Bay 12/16/22
 Blocks..... -
 Steals..... 1, three times
 Minutes..... 11, twice

2022-23 GAME-BY-GAME

Opponent	Date	GS	Min	FG-FGA	Pct	3FG-FGA	Pct	FT-FTA	Pct	O/D/T	Avg	PF	FO	A/T	B	S	P	Avg	
PACIFIC	11/07/22	DNP																	
vs. Wisconsin	11/11/22	DNP																	
SAN DIEGO ST.	11/15/22	DNP																	
CAL POLY	11/18/22	DNP																	
vs Ole Miss	11/24/22	DNP																	
vs Florida St.	11/25/22	DNP																	
vs Memphis	11/27/22	DNP																	
UCLA	12/01/22	DNP																	
at Arizona St.	12/04/22	DNP																	
GREEN BAY	12/16/22		11	1-2	.500	1-2	.500	0-0	.000	0/2/2	2.0	1	0	3/1	0	1	3	3.0	
vs Texas	12/18/22		11	2-2	1.000	1-1	1.000	0-0	.000	0/1/1	1.5	2	0	2/3	0	0	5	4.0	
vs Loyola Chicago	12/22/22		5	1-1	1.000	1-1	1.000	0-0	.000	1/0/1	1.3	0	0	0/1	0	0	3	3.7	
COLORADO	12/29/22		6	0-1	.000	0-1	.000	0-0	.000	0/0/0	1.0	0	0	0/1	0	1	0	2.8	
UTAH	12/31/22		7	0-1	.000	0-1	.000	0-0	.000	0/0/0	0.8	0	0	0/0	0	1	0	2.2	
at California	01/06/23		2	0-0	.000	0-0	.000	0/0/0	.000	0/0/0	0.7	0	0	0/0	0	0	0	1.8	
at Washington	01/12/23		3	0-0	.000	0-0	.000	0-0	.000	0/0/0	0.6	1	0	0/2	0	0	0	1.6	
at Washington St.	01/14/23		6	0-0	.000	0-0	.000	0-0	.000	0/0/0	0.5	1	0	0/0	0	0	0	1.4	
OREGON ST.	01/19/23		1	0-0	.000	0-0	.000	0-0	.000	0/0/0	0.4	0	0	0/1	0	0	0	1.2	
OREGON	01/21/23	DNP																	
CHICAGO ST.	01/25/23	DNP																	
CALIFORNIA	01/28/23		3	0-0	.000	0-0	.000	2-2	1.000	0/0/0	0.4	1	0	0/0	0	0	2	1.3	
at Utah	02/02/23	DNP																	
at Colorado	02/05/23		2	0-1	.000	0-1	.000	0-0	.000	0/1/1	0.5	0	0	1/0	0	0	0	1.2	
ARIZONA ST.	02/09/23	DNP																	
ARIZONA	02/11/23	DNP																	
at UCLA	02/16/23	DNP																	
at USC	02/18/23	DNP																	
WASHINGTON ST.	02/23/23		2	0-0	.000	0-0	.000	0-0	.000	0/1/1	0.5	0	0	0/0	0	0	0	1.1	
WASHINGTON	02/26/23	DNP																	
at Oregon St.	03/02/23	DNP																	
at Oregon	03/04/23	DNP																	

CAREER STATS

YEAR	GP	GS	MIN	AVG	FG	FGA	PCT	3-POINT			FT	FTA	PCT	REBOUNDING					PF	FO	AST	TO	BLK	STL	PTS	AVG
								FG	FGA	PCT				OFF	DEF	TOT	AVG									
2022-23	12	0	59	4.9	4	8	.500	3	7	.429	2	2	1.000	1	5	6	0.5	6	0	6	9	0	3	13	1.1	
TOTAL	12	0	59	4.9	4	8	.500	3	7	.429	2	2	1.000	1	5	6	0.5	6	0	6	9	0	3	13	1.1	



#21 NEAL BEGOVICH

Redshirt Junior | Forward | 6-9 | 230

San Francisco, Calif. | St. Ignatius College Prep | Economics

Three things to know...

- 1: Surprised with a scholarship for the 2022-23 season after spending his first three as a walk-on
- 2: Two brothers graduated from Stanford, including Daniel, who played on the basketball team with him from 2019-22
- 3: Switched jersey number from 0 to 21, previously worn by Daniel, to honor his late father, Dan, who played basketball at Cal

Career Accolades: Pac-12 Academic Honor Roll (2021, 2022) ... NABC Honors Court (2022)

Trending: Made season debut Nov. 18 against Cal Poly, scored two points ... Had two points and two assists against Green Bay (Dec. 16) ... Made first career starts Jan. 6 at Cal and Feb. 26 vs. Washington.

BEGOVIICH'S CAREER HIGHS

Points 3, at North Carolina A&T 12/6/20
 FG 1, six times
 FGA 4, vs. Cal Poly 11/18/22
 3FG 1, at North Carolina A&T 12/6/20
 3FGA 2, twice
 FT 2, twice
 FT 2, at Oregon State 3/2/23
 Rebounds 3, vs. Washington 2/26/23
 Assists 2, vs. Green Bay 12/16/22
 Blocks 1, at Oregon State 3/2/23
 Steals 1, vs. Green Bay 12/16/22
 Minutes 6, vs. Washington 2/26/23

BEGOVIICH'S SEASON HIGHS

Points 2, three times
 FG 1, twice
 FGA 4, vs. Cal Poly 11/18/22
 3FG -
 3FGA 2, twice
 FT 2, at Oregon State 3/2/23
 FTA 2, twice
 Rebounds 3, vs. Washington 2/26/23
 Assists 2, vs. Green Bay 12/16/22
 Blocks 1, at Oregon State 3/2/23
 Steals 1, vs. Green Bay 12/16/22
 Minutes 6, vs. Washington 2/26/23

2022-23 GAME-BY-GAME

Opponent	Date	GS	Min	FG-FGA	Pct	3FG-FGA	Pct	FT-FTA	Pct	O/D/T	Avg	PF	FO	A/T	B	S	P	Avg	
PACIFIC	11/07/22	DNP																	
vs. Wisconsin	11/11/22	DNP																	
SAN DIEGO ST.	11/15/22	DNP																	
CAL POLY	11/18/22		5	1-4	.250	0-2	.000	0-0	.000	0/1/1	1.0	1	0	0/0	0	0	2	2.0	
vs Ole Miss	11/24/22	DNP																	
vs Florida St.	11/25/22	DNP																	
vs Memphis	11/27/22	DNP																	
UCLA	12/01/22	DNP																	
at Arizona St.	12/04/22	DNP																	
GREEN BAY	12/16/22		5	1-2	.500	0-0	.000	0-0	.000	0/0/0	0.5	0	0	2/0	0	1	2	2.0	
vs Texas	12/18/22	DNP																	
vs Loyola Chicago	12/22/22	DNP																	
COLORADO	12/29/22	DNP																	
UTAH	12/31/22	DNP																	
at California	01/06/23	*	4	0-0	.000	0-0	.000	0-0	.000	0/0/0	0.3	0	0	0/1	0	0	0	1.3	
at Washington	01/12/23	DNP																	
at Washington St.	01/14/23	DNP																	
OREGON ST.	01/19/23		2	0-0	.000	0-0	.000	0-0	.000	0/0/0	0.3	1	0	0/0	0	0	0	1.0	
OREGON	01/21/23	DNP																	
CHICAGO ST.	01/25/23	DNP																	
CALIFORNIA	01/28/23		3	0-0	.000	0-0	.000	0-1	.000	0/1/1	0.4	1	0	0/0	0	0	0	0.8	
at Utah	02/02/23	DNP																	
at Colorado	02/05/23		1	0-1	.000	0-0	.000	1-2	.500	2/0/2	0.7	0	0	0/0	0	0	1	0.8	
ARIZONA ST.	02/09/23	DNP																	
ARIZONA	02/11/23	DNP																	
at UCLA	02/16/23	DNP																	
at USC	02/18/23	DNP																	
WASHINGTON ST.	02/23/23	DNP																	
WASHINGTON	02/26/23	*	6	0-2	.000	0-2	.000	0-0	.000	0/3/3	1.0	1	0	0/0	0	0	0	0.7	
at Oregon St.	03/02/23		2	0-0	.000	0-0	.000	2-2	1.000	1/1/2	1.1	0	0	0/0	1	0	2	0.9	
at Oregon	03/04/23	DNP																	

CAREER STATS

YEAR	GP	GS	MIN	AVG	FG	FGA	PCT	3-POINT			FT	FTA	PCT	REBOUNDING					PF	FO	AST	TO	BLK	STL	PTS	AVG	
								FG	FGA	PCT				OFF	DEF	TOT	AVG										
2020-21	3	0	7	2.3	3	3	1.000	1	1	1.000	0	0	.000	0	1	1	0.3	0	0	0	0	0	0	0	0	7	2.3
2021-22	4	0	11	2.8	1	2	.500	0	1	.000	0	0	.000	0	1	1	0.3	2	0	0	0	0	0	0	2	0.5	
2022-23	8	2	28	3.5	2	9	.222	0	4	.000	3	5	.600	3	6	9	1.1	4	0	2	1	1	1	1	7	0.9	
TOTAL	15	2	46	3.1	6	14	.429	1	6	.167	3	5	.600	3	8	11	0.7	6	0	2	1	1	1	1	16	1.1	



#22 JAMES KEEFE

Senior | Forward | 6-9 | 240

Los Angeles, Calif. | Loyola | Economics

Three things to know...

1: Physical rim-running forward, tireless worker. Can defend both post positions.

2: Son of Adam Keefe, a nine-year NBA veteran and Stanford's all-time leading rebounder (1,119) and third-leading scorer (2,319), and Kristin Klein Keefe, an Olympian and four-time All-American on the Stanford volleyball team. Older sisters Caitlin and Michaela, class of 2020, played for Stanford's volleyball team, and won three national titles. Youngest sister, Kerry, is a freshman on the volleyball team at Duke.

3: Spent the summer as a private equity summer analyst at KKR

Career Accolades: Two-time CoSIDA/CSC Academic All-District (2022, 2023) ... Pac-12 Academic Honor Roll (2021, 2022) ... NABC Honors Court (2022)

Trending: First-career double-double, including buzzer-beater for the win with 16 points and 10 rebounds, against Arizona State in the first round of the 2022 Pac-12 Tournament ... Shooting 58.1 percent from the floor ... Multiple offensive rebounds in nine of his past 15 appearances, averages 1.6 offensive rebounds per game this season ... Season-high 14 points against Loyola Chicago (Dec. 22) ... Missed 11 of the last 13 games due to injury.

ESPN Events Invitational: 4.0 pts, 5.3 reb, 1.0 ast per game

KEEFE'S CAREER HIGHS

Points17, vs. Washington 2/6/22
 FG 7, three times
 FGA 9, twice
 3FG -
 3FGA 1, vs. Arizona 3/10/22
 FT 6, vs. Arizona State 1/22/22
 FTA 9, vs. Pacific 11/7/22
 Rebounds 11, vs. California 2/1/22
 Assists 4, twice
 Blocks 3, three times
 Steals 3, vs. Loyola Chicago 12/22/22
 Minutes 32, vs. Dartmouth 12/16/21

KEEFE'S SEASON HIGHS

Points 14, vs. Loyola Chicago 12/22/22
 FG 7, vs. Loyola Chicago 12/22/22
 FGA 9, vs. Loyola Chicago 12/22/22
 3FG -
 3FGA -
 FT 4, vs. Green Bay 12/16/22
 FTA 9, vs. Pacific 11/7/22
 Rebounds 8, three times
 Assists 4, vs. UCLA 12/1/22
 Blocks 3, twice
 Steals 3, vs. Loyola Chicago 12/22/22
 Minutes 26, vs. Loyola Chicago 12/22/22

2022-23 GAME-BY-GAME

Opponent	Date	GS	Min	FG-FGA	Pct	3FG-FGA	Pct	FT-FTA	Pct	O/D/T	Avg	PF	FO	A/T	B	S	P	Avg
PACIFIC	11/07/22	*	19	2-2	1.000	0-0	.000	3-9	.333	0/2/2	2.0	1	0	2/1	0	1	7	7.0
vs Wisconsin	11/11/22	*	16	1-2	.500	0-0	.000	0-0	.000	0/4/4	3.0	2	0	1/4	0	1	2	4.5
SAN DIEGO ST.	11/15/22	*	24	3-5	.600	0-0	.000	3-5	.600	3/1/4	3.3	2	0	0/2	0	0	9	6.0
CAL POLY	11/18/22	*	15	3-3	1.000	0-0	.000	1-2	.500	3/4/7	4.3	3	0	0/2	0	2	7	6.3
vs Ole Miss	11/24/22	*	20	3-5	.600	0-0	.000	1-1	1.000	1/1/2	3.8	3	0	1/0	0	0	7	6.4
vs Florida St.	11/25/22	*	25	2-2	1.000	0-0	.000	0-3	.000	3/5/8	4.5	1	0	2/0	0	1	4	6.0
vs Memphis	11/27/22	*	22	0-2	.000	0-0	.000	1-2	.500	2/4/6	4.7	1	0	0/0	3	0	1	5.3
UCLA	12/01/22		24	3-4	.750	0-0	.000	3-5	.600	4/3/7	5.0	1	0	4/0	0	1	9	5.8
at Arizona St.	12/04/22		21	1-2	.500	0-0	.000	0-0	.000	0/6/6	5.1	3	0	1/0	0	1	2	5.3
GREEN BAY	12/16/22		16	2-3	.667	0-0	.000	4-4	1.000	2/6/8	5.4	3	0	2/3	0	1	8	5.6
vs Texas	12/18/22		20	3-4	.750	0-0	.000	2-4	.500	0/2/2	5.1	3	0	2/4	0	1	8	5.8
vs Loyola Chicago	12/22/22	*	26	7-9	.778	0-0	.000	0-1	.000	1/7/8	5.3	2	0	1/1	0	3	14	6.5
COLORADO	12/29/22	*	23	0-2	.000	0-0	.000	3-4	.750	1/3/4	5.2	2	0	0/1	3	1	3	6.2
UTAH	12/31/22		16	2-5	.400	0-0	.000	0-0	.000	3/1/4	5.1	0	0	1/0	0	0	4	6.1
at California	01/06/23	DNP																
at Washington	01/12/23		13	2-4	.500	0-0	.000	1-2	.500	3/1/4	5.1	2	0	1/0	1	1	5	6.0
at Washington St.	01/14/23		10	0-2	.000	0-0	.000	2-2	1.000	1/1/2	4.9	0	0	0/0	0	0	2	5.8
OREGON ST.	01/19/23		14	2-4	.500	0-0	.000	0-0	.000	2/3/5	4.9	1	0	0/0	0	0	4	5.6
OREGON	01/21/23	DNP																
CHICAGO ST.	01/25/23	DNP																
CALIFORNIA	01/28/23	DNP																
at Utah	02/02/23	DNP																
at Colorado	02/05/23	DNP																
ARIZONA ST.	02/09/23	DNP																
ARIZONA	02/11/23	DNP																
at UCLA	02/16/23	DNP																
at USC	02/18/23	DNP																
WASHINGTON ST.	02/23/23		7	0-1	.000	0-0	.000	0-0	.000	0/3/3	4.8	0	0	1/1	0	0	0	5.3
WASHINGTON	02/26/23	DNP																
at Oregon St.	03/02/23	DNP																
at Oregon	03/04/23		2	0-1	.000	0-0	.000	0-2	.000	0/0/0	4.5	0	0	0/0	0	0	0	5.1

CAREER STATS

YEAR	GP	GS	MIN	AVG	FG	FGA	PCT	3-POINT			FT	FTA	PCT	REBOUNDING					PF	FO	AST	TO	BLK	STL	PTS	AVG
								FG	FGA	PCT				OFF	DEF	TOT	AVG									
2019-20	30	0	272	9.1	27	51	.529	0	0	.000	12	32	.375	16	44	60	2.0	42	0	4	11	7	5	66	2.2	
2020-21	24	0	182	7.6	9	26	.346	0	0	.000	12	20	.600	14	28	42	1.8	18	0	6	7	3	4	30	1.3	
2021-22	30	24	611	20.4	63	105	.600	0	1	.000	34	56	.607	57	86	143	4.8	50	1	20	21	11	11	160	5.3	
2022-23	19	9	333	17.5	36	62	.581	0	0	.000	24	46	.522	29	57	86	4.5	30	0	19	19	7	14	96	5.1	
TOTAL	103	33	1398	13.6	135	244	.553	0	1	.000	82	154	.532	116	215	331	3.2	140	1	49	58	28	34	352	3.4	



#23 BRANDON ANGEL

Junior | Forward | 6-8 | 240

San Diego, Calif. | Torrey Pines | Economics

Three things to know...

- 1: 247Sports four-star recruit (#123). Top-25 rated forward nationally
- 2: Elite shooter who can line up at either forward position. Chose Stanford over California and Wisconsin
- 3: Ranked fourth in the Pac-12 as a sophomore in scoring off the bench

Career Accolades: CSC Academic All-District (2023) ... Pac-12 Academic Honor Roll (2022)

Trending: Started 29 of 31 games ... Led the team with 14 points in Milwaukee against Wisconsin (Nov. 11) ... Scored a career-high 22 points vs. Florida State (Nov. 25) ... 15 double-digit scoring outputs ... In double figures in nine of last 10 games, averaging 13.4 points, 4.5 rebounds and 2.4 assists per game over the stretch while shooting 64.5 percent from the field and 66.7 percent from three (16-for-24) ... 16.0 points per game over the last four games on 75.0 shooting from the floor (24-for-32), 83.3 percent from three (10-for-12) ... Shot 44.2 percent from 3-point range in conference play, ranked seventh in Pac-12 games in field goal percentage (55.0).

ANGEL'S CAREER HIGHS

Points 22, vs. Florida State 11/25/22
 FG 8, vs. Florida State 11/25/22
 FGA 15, vs. Florida State 11/25/22
 3FG 4, twice
 3FGA 7, vs. Utah 2/17/22
 FT 7, vs. Arizona State 1/22/22
 FTA 7, vs. Arizona State 1/22/22
 Rebounds 10, at Oregon 2/10/22
 Assists 5, twice
 Blocks 2, vs. Green Bay 12/16/22
 Steals 3, twice
 Minutes 34, vs. Arizona State 2/9/23

ESPN Events Invitational: 9.0 pts, 5.7 reb, 1.3 ast, 1.0 stl per game

ANGEL'S SEASON HIGHS

Points 22, vs. Florida State 11/25/22
 FG 8, vs. Florida State 11/25/22
 FGA 15, vs. Florida State 11/25/22
 3FG 4, vs. Washington State 2/23/23
 3FGA 5, three times
 FT 6, vs. Texas 12/18/22
 FTA 6, twice
 Rebounds 8, twice
 Assists 5, twice
 Blocks 2, vs. Green Bay 12/16/22
 Steals 3, vs. UCLA 12/1/22
 Minutes 34, vs. Arizona State 2/9/23

2022-23 GAME-BY-GAME

Opponent	Date	GS	Min	FG-FGA	Pct	3FG-FGA	Pct	FT-FTA	Pct	O/D/T	Avg	PF	FO	A/T	B	S	P	Avg
PACIFIC	11/07/22	*	24	4-4	1.000	2-2	1.000	0-0	.000	0/2/2	2.0	4	0	1/2	0	0	10	10.0
vs Wisconsin	11/11/22	*	31	5-11	.455	1-5	.200	3-4	.750	1/2/3	2.5	4	0	0/1	0	0	14	12.0
SAN DIEGO ST.	11/15/22	*	28	3-5	.600	0-2	.000	3-4	.750	1/3/4	3.0	2	0	1/3	0	0	9	11.0
CAL POLY	11/18/22	*	17	1-3	.333	0-1	.000	0-0	.000	1/1/2	2.8	2	0	1/3	0	0	2	8.8
vs Ole Miss	11/24/22	*	21	1-4	.250	1-4	.250	0-0	.000	0/4/4	3.0	0	0	2/1	0	1	3	7.6
vs Florida St.	11/25/22	*	31	8-15	.533	2-4	.500	4-4	1.000	4/4/8	3.8	2	0	2/1	0	2	22	10.0
vs Memphis	11/27/22	*	22	1-6	.167	0-4	.000	0-0	.000	1/4/5	4.0	3	0	0/0	0	0	2	8.9
UCLA	12/01/22	*	12	1-2	.500	1-1	1.000	2-2	1.000	1/0/1	3.6	3	0	0/5	0	3	5	8.4
at Arizona St.	12/04/22	*	17	0-1	.000	0-0	.000	0-0	.000	1/4/5	3.8	0	0	4/2	0	0	0	7.4
GREEN BAY	12/16/22	*	18	4-9	.444	0-2	.000	2-2	1.000	2/3/5	3.9	3	0	1/1	2	0	10	7.7
vs Texas	12/18/22	*	30	2-7	.286	1-3	.333	6-6	1.000	1/2/3	3.8	3	0	3/1	1	1	11	8.0
vs Loyola Chicago	12/22/22	*	26	1-6	.167	0-2	.000	2-2	1.000	0/6/6	4.0	3	0	2/2	0	0	4	7.7
COLORADO	12/29/22	*	23	3-4	.750	0-1	.000	4-4	1.000	2/2/4	4.0	3	0	1/3	0	2	10	7.8
UTAH	12/31/22	*	23	2-7	.286	0-4	.000	0-0	.000	0/4/4	4.0	5	1	2/1	0	1	4	7.6
at California	01/06/23	*	15	3-4	.750	0-1	.000	2-2	1.000	0/1/1	3.8	4	0	2/1	0	0	8	7.6
at Washington	01/12/23	*	23	3-7	.429	1-2	.500	0-0	.000	1/1/2	3.7	2	0	3/1	0	0	7	7.6
at Washington St.	01/14/23	*	33	2-4	.500	0-0	.000	2-2	1.000	2/3/5	3.8	3	0	1/2	0	1	6	7.5
OREGON ST.	01/19/23	*	27	1-7	.143	0-3	.000	0-0	.000	2/4/6	3.9	1	0	0/0	0	0	2	7.2
OREGON	01/21/23	*	28	3-9	.333	1-5	.200	0-0	.000	0/2/2	3.8	3	0	2/2	0	1	7	7.2
CHICAGO ST.	01/25/23	*	22	0-1	.000	0-0	.000	1-2	.500	2/2/4	3.8	3	0	3/2	1	0	1	6.9
CALIFORNIA	01/28/23	*	26	4-8	.500	0-2	.000	1-2	.500	1/7/8	4.0	3	0	1/2	0	0	9	7.0
at Utah	02/02/23	*	33	3-6	.500	1-1	1.000	4-6	.667	0/4/4	4.0	3	0	2/0	1	0	11	7.1
at Colorado	02/05/23	*	27	5-10	.500	1-3	.333	3-5	.600	0/1/1	3.9	4	0	2/2	1	0	14	7.4
ARIZONA ST.	02/09/23	*	34	5-8	.625	2-3	.667	1-1	1.000	1/6/7	4.0	0	0	5/4	0	2	13	7.7
ARIZONA	02/11/23	*	33	4-7	.571	1-3	.333	5-5	1.000	1/2/3	4.0	3	0	3/0	0	1	14	7.9
at UCLA	02/16/23	*	25	3-6	.500	0-0	.000	1-2	.500	3/4/7	4.1	4	0	0/0	1	0	7	7.9
at USC	02/18/23	*	25	5-7	.714	1-2	.500	0-3	.000	0/3/3	4.0	1	0	1/3	0	0	11	8.0
WASHINGTON ST.	02/23/23	*	30	6-8	.750	4-5	.800	1-2	.500	2/4/6	4.1	3	0	2/2	0	0	17	8.3
WASHINGTON	02/26/23	*	27	6-9	.667	1-2	.500	1-1	1.000	0/7/7	4.2	4	0	4/2	0	0	14	8.5
at Oregon St.	03/02/23	*	30	6-7	.857	2-2	1.000	1-2	.500	0/3/3	4.2	3	0	5/3	0	1	15	8.7
at Oregon	03/04/23	*	30	6-8	.750	3-3	1.000	3-4	.750	1/3/4	4.2	4	0	0/1	1	1	18	9.0

CAREER STATS

YEAR	GP	GS	MIN	AVG	FG	FGA	PCT	3-POINT			FT	FTA	PCT	REBOUNDING				PF	FO	AST	TO	BLK	STL	PTS	AVG
								FG	FGA	PCT				OFF	DEF	TOT	AVG								
2020-21	17	0	154	9.1	11	36	.306	5	20	.250	4	4	1.000	2	18	20	1.2	19	0	4	10	1	4	31	1.8
2021-22	32	0	636	19.9	86	183	.470	30	84	.357	45	56	.804	24	70	94	2.9	66	0	21	34	4	11	247	7.7
2022-23	31	29	791	25.5	101	200	.505	26	72	.361	52	67	.776	31	98	129	4.2	85	1	56	53	8	17	280	9.0
TOTAL	80	29	1581	19.8	198	419	.473	61	176	.347	101	127	.795	57	186	243	3.0	170	1	81	97	13	32	558	7.0



#24 JAYLEN THOMPSON

Freshman | Forward | 6-8 | 195

Oakland, Calif. | Southern California Academy | Undeclared

Three things to know...

- 1: Consensus four-star recruit, rated as high as No. 67 by 247Sports
- 2: Elite athlete, switchable defender who can guard multiple positions
- 3: Selected Stanford over USC, Arizona, Arizona State, Harvard, Cal and Washington

Career Accolades: N/A

Trending: N/A

THOMPSON'S CAREER HIGHS

Points.....	-
FG.....	-
FGA.....	-
3FG.....	-
3FGA.....	-
FT.....	-
FTA.....	-
Rebounds.....	-
Assists.....	-
Blocks.....	-
Steals.....	-
Minutes.....	-

THOMPSON'S SEASON HIGHS


Points.....	-
FG.....	-
FGA.....	-
3FG.....	-
3FGA.....	-
FT.....	-
FTA.....	-
Rebounds.....	-
Assists.....	-
Blocks.....	-
Steals.....	-
Minutes.....	-

2022-23 GAME-BY-GAME

Opponent	Date	GS	Min	FG-FGA	Pct	3FG-FGA	Pct	FT-FTA	Pct	O/D/T	Avg	PF	FO	A/T	B	S	P	Avg	
PACIFIC	11/07/22	DNP																	
vs. Wisconsin	11/11/22	DNP																	
SAN DIEGO ST.	11/15/22	DNP																	
CAL POLY	11/18/22	DNP																	
vs Ole Miss	11/24/22	DNP																	
vs Florida St.	11/25/22	DNP																	
vs Memphis	11/27/22	DNP																	
UCLA	12/01/22	DNP																	
at Arizona St.	12/04/22	DNP																	
GREEN BAY	12/16/22	DNP																	
vs Texas	12/18/22	DNP																	
vs Loyola Chicago	12/22/22	DNP																	
COLORADO	12/29/22	DNP																	
UTAH	12/31/22	DNP																	
at California	01/06/23	DNP																	
at Washington	01/12/23	DNP																	
at Washington St.	01/14/23	DNP																	
OREGON ST.	01/19/23	DNP																	
OREGON	01/21/23	DNP																	
CHICAGO ST.	01/25/23	DNP																	
CALIFORNIA	01/28/23	DNP																	
at Utah	02/02/23	DNP																	
at Colorado	02/05/23	DNP																	
ARIZONA ST.	02/09/23	DNP																	
ARIZONA	02/11/23	DNP																	
at UCLA	02/16/23	DNP																	
at USC	02/18/23	DNP																	
WASHINGTON ST.	02/23/23	DNP																	
WASHINGTON	02/26/23	DNP																	
at Oregon St.	03/02/23	DNP																	
at Oregon	03/04/23	DNP																	

CAREER STATS

YEAR	GP	GS	MIN	AVG	FG	FGA	PCT	3-POINT			FT	FTA	PCT	REBOUNDING					PF	FO	AST	TO	BLK	STL	PTS	AVG		
								FG	FGA	PCT				OFF	DEF	TOT	AVG											
2022-23	0	0	0	0.0	0	0	.000	0	0	.000	0	0	.000	0	0	0	0.0	0	0	0	0	0	0	0	0	0	0	0.0
TOTAL	0	0	0	0.0	0	0	.000	0	0	.000	0	0	.000	0	0	0	0.0	0	0	0	0	0	0	0	0	0	0.0	



#25/33 JOSUE GIL-SILVA

Senior | Guard | 6-1 | 185

Salinas, Calif. | Alisal | Mechanical Engineering

Three things to know...

- 1: Started as a Stanford manager, elevated to the roster as a senior on Dec. 1, 2022
- 2: Cousin of sophomore guard Isa Silva.
- 3: 1,000 point scorer at Alisal High School

Career Accolades: N/A

Trending: N/A

GIL-SILVA'S CAREER HIGHS

Points.....	-
FG.....	-
FGA.....	2, vs. Washington 2/26/23
3FG.....	-
3FGA.....	-
FT.....	-
FTA.....	-
Rebounds.....	1, twice
Assists.....	-
Blocks.....	-
Steals.....	-
Minutes.....	2, twice

GIL-SILVA'S SEASON HIGHS

Points.....	-
FG.....	-
FGA.....	2, vs. Washington 2/26/23
3FG.....	-
3FGA.....	-
FT.....	-
FTA.....	-
Rebounds.....	1, twice
Assists.....	-
Blocks.....	-
Steals.....	-
Minutes.....	2, twice

2022-23 GAME-BY-GAME

Opponent	Date	GS	Min	FG-FGA	Pct	3FG-FGA	Pct	FT-FTA	Pct	O/D/T	Avg	PF	FO	A/T	B	S	P	Avg	
PACIFIC	11/07/22	DNP																	
vs Wisconsin	11/11/22	DNP																	
SAN DIEGO ST.	11/15/22	DNP																	
CAL POLY	11/18/22	DNP																	
vs Ole Miss	11/24/22	DNP																	
vs Florida St.	11/25/22	DNP																	
vs Memphis	11/27/22	DNP																	
UCLA	12/01/22	DNP																	
at Arizona St.	12/04/22	DNP																	
GREEN BAY	12/16/22		2	0-0	.000	0-0	.000	0-0	.000	0/0/0	0.0	1	0	0/0	0	0	0	0.0	
vs Texas	12/18/22	DNP																	
vs Loyola Chicago	12/22/22	DNP																	
COLORADO	12/29/22	DNP																	
UTAH	12/31/22	DNP																	
at California	01/06/23	DNP																	
at Washington	01/12/23	DNP																	
at Washington St.	01/14/23	DNP																	
OREGON ST.	01/19/23		1	0-1	.000	0-0	.000	0-0	.000	0/1/1	0.5	0	0	0/0	0	0	0	0.0	
OREGON	01/21/23	DNP																	
CHICAGO ST.	01/25/23	DNP																	
CALIFORNIA	01/28/23		2	0-0	.000	0-0	.000	0-0	.000	0/0/0	0.3	0	0	0/0	0	0	0	0.0	
at Utah	02/02/23	DNP																	
at Colorado	02/05/23	DNP																	
ARIZONA ST.	02/09/23	DNP																	
ARIZONA	02/11/23	DNP																	
at UCLA	02/16/23	DNP																	
at USC	02/18/23	DNP																	
WASHINGTON ST.	02/23/23	DNP																	
WASHINGTON	02/26/23		1	0-2	.000	0-0	.000	0-0	.000	0/1/1	0.5	1	0	0/0	0	0	0	0.0	
at Oregon St.	03/02/23	DNP																	
at Oregon	03/04/23	DNP																	

CAREER STATS

YEAR	GP	GS	MIN	AVG	FG	FGA	PCT	3-POINT			FT	FTA	PCT	REBOUNDING					PF	FO	AST	TO	BLK	STL	PTS	AVG		
								FG	FGA	PCT				OFF	DEF	TOT	AVG											
2022-23	4	0	6	1.5	0	3	.000	0	0	.000	0	0	.000	0	2	2	0.5	2	0	0	0	0	0	0	0	0	0	0.0
TOTAL	4	0	6	1.5	0	3	.000	0	0	.000	0	0	.000	0	2	2	0.5	2	0	0	0	0	0	0	0	0	0.0	



#42 MAXIME RAYNAUD

Sophomore | Forward | 7-1 | 250

Paris, France | Lycee Henri IV | Undeclared

Three things to know...

1: Played for Espoirs Nanterre before Stanford, where he averaged 12.8 points and 8.7 rebounds per game. Can stretch his game to the 3-point line. Teammate of projected 2023 NBA top pick Victor Wembanyama.

2: Part of French national team system. Won a silver medal at the FIBA U16 European Championships in 2019 in Italy.

3: Attended the prestigious Lycee Henri IV in Paris, interested in astrophysics

Career Accolades: N/A

Trending: Scored a career-high 22 points on 9-of-11 shooting in the season-opener against Pacific (Nov. 7) ... Leads the team in rebounds (6.0 per game) ... Fifth on the team in scoring ... 13th in the conference in rebounding, seventh in field goal percentage ... 43 offensive rebounds over last 17 games (2.5 per game) ... Two double-doubles, against Chicago State (17 & 13, Jan. 25) and UCLA (12 & 10, Feb. 16) ... Averaging 11.3 points and 7.3 rebounds over the last 15 games, one of five players in the Pac-12 to meet those benchmarks in games since Jan. 14 (Jaquez (UCLA), Tubelis (ARI), Gueye (WSU) and Dante (ORE)) ... In double figures in six of the last seven games, 12 of the last 17.

ESPN Events Invitational: 4.3 pts, 7.0 reb, 1.0 ast per game

RAYNAUD'S CAREER HIGHS

Points..... 22, vs. Pacific 11/7/22
 FG..... 9, vs. Pacific 11/7/22
 FGA.....13, vs. Chicago State 1/25/23
 3FG..... 2, twice
 3FGA..... 4, at Washington State 1/14/23
 FT..... 3, twice
 FTA..... 6, at Washington State 1/14/23
 Rebounds.....13, vs. Chicago State 1/25/23
 Assists.....4, at Santa Clara 11/12/21
 Blocks.....2, five times
 Steals.....4, vs. California 1/28/23
 Minutes.....36, at UCLA 2/16/23

RAYNAUD'S SEASON HIGHS

Points..... 22, vs. Pacific 11/7/22
 FG..... 9, vs. Pacific 11/7/22
 FGA.....13, vs. Chicago State 1/25/23
 3FG..... 2, twice
 3FGA..... 4, at Washington State 1/14/23
 FT..... 3, twice
 FTA..... 6, at Washington State 1/14/23
 Rebounds.....13, vs. Chicago State 1/25/23
 Assists..... 2, six times
 Blocks.....2, four times
 Steals.....4, vs. California 1/28/23
 Minutes.....36, at UCLA 2/16/23

2022-23 GAME-BY-GAME

Opponent	Date	GS	Min	FG-FGA	Pct	3FG-FGA	Pct	FT-FTA	Pct	O/D/T	Avg	PF	FO	A/T	B	S	P	Avg
PACIFIC	11/07/22		21	9-11	.818	1-1	1.000	3-5	.600	2/7/9	9.0	2	0	1/2	2	0	22	22.0
vs Wisconsin	11/11/22		24	1-4	.250	0-1	.000	1-2	.500	0/6/6	7.5	1	0	0/2	1	0	3	12.5
SAN DIEGO ST.	11/15/22		14	3-5	.600	0-1	.000	1-2	.500	1/2/3	6.0	1	0	0/1	0	0	7	10.7
CAL POLY	11/18/22		22	4-6	.667	2-3	.667	0-1	.000	1/3/4	5.5	1	0	1/0	1	0	10	10.5
vs Ole Miss	11/24/22		20	1-6	.167	0-3	.000	0-0	.000	1/4/5	5.4	1	0	0/1	2	0	2	8.8
vs Florida St.	11/25/22		14	3-4	.750	0-0	.000	0-0	.000	3/4/7	5.7	1	0	2/2	0	0	6	8.3
vs Memphis	11/27/22		18	2-4	.500	1-1	1.000	0-0	.000	4/5/9	6.1	0	0	1/1	0	2	5	7.9
UCLA	12/01/22	*	14	1-3	.333	0-1	.000	0-0	.000	0/2/2	5.6	4	0	0/0	1	2	2	7.1
at Arizona St.	12/04/22	*	19	5-7	.714	0-2	.000	0-0	.000	0/5/5	5.6	0	0	0/2	1	1	10	7.4
GREEN BAY	12/16/22	*	18	3-6	.500	0-1	.000	3-4	.750	2/3/5	5.5	2	0	0/2	2	1	6	7.3
vs Texas	12/18/22	*	12	0-1	.000	0-0	.000	0-0	.000	0/3/3	5.3	1	0	0/3	0	0	0	6.6
vs Loyola Chicago	12/22/22		12	2-4	.500	1-1	1.000	1-1	1.000	0/3/3	5.1	3	0	1/1	0	0	6	6.6
COLORADO	12/29/22		14	4-6	.667	0-0	.000	0-0	.000	4/2/6	5.2	3	0	1/0	0	0	8	6.7
UTAH	12/31/22		9	0-3	.000	0-2	.000	0-0	.000	0/0/0	4.8	1	0	1/1	0	0	0	6.2
at California	01/06/23	*	31	6-8	.750	0-1	.000	0-0	.000	5/3/8	5.0	3	0	1/2	1	1	12	6.6
at Washington	01/12/23	*	24	2-8	.250	0-0	.000	0-0	.000	1/2/3	4.9	1	0	2/0	0	1	4	6.4
at Washington St.	01/14/23	*	26	6-9	.667	2-4	.500	2-6	.333	3/5/8	5.1	1	0	0/1	0	0	16	7.0
OREGON ST.	01/19/23	*	25	6-11	.545	0-2	.000	0-0	.000	2/4/6	5.1	2	0	0/0	0	0	12	7.3
OREGON	01/21/23	*	27	3-8	.375	0-1	.000	0-1	.000	2/6/8	5.3	3	0	0/4	1	0	6	7.2
CHICAGO ST.	01/25/23	*	34	7-13	.538	0-0	.000	3-4	.750	6/7/13	5.7	2	0	0/2	2	0	17	7.7
CALIFORNIA	01/28/23	*	26	6-10	.600	1-2	.500	2-3	.667	3/6/9	5.8	2	0	1/3	1	4	15	8.0
at Utah	02/02/23	*	24	4-8	.500	0-1	.000	0-1	.000	3/5/8	5.9	2	0	0/1	1	0	8	8.0
at Colorado	02/05/23	*	29	5-8	.625	0-1	.000	0-0	.000	1/3/4	5.8	2	0	2/1	0	0	10	8.1
ARIZONA ST.	02/09/23	*	28	2-7	.286	0-2	.000	1-2	.500	5/5/10	6.0	2	0	1/2	0	0	5	8.0
ARIZONA	02/11/23	*	20	6-6	1.000	1-1	1.000	0-0	.000	2/3/5	6.0	4	0	2/3	0	1	13	8.2
at UCLA	02/16/23	*	36	6-10	.600	0-1	.000	0-0	.000	3/7/10	6.1	4	0	2/4	1	0	12	8.3
at USC	02/18/23	*	27	4-7	.571	0-0	.000	0-0	.000	0/4/4	6.0	2	0	2/1	0	1	8	8.3
WASHINGTON ST.	02/23/23	*	33	5-9	.556	0-0	.000	0-0	.000	3/4/7	6.1	1	0	1/1	0	0	10	8.4
WASHINGTON	02/26/23	*	29	7-12	.583	1-1	1.000	0-0	.000	2/4/6	6.1	3	0	2/2	1	1	15	8.6
at Oregon St.	03/02/23	*	18	5-8	.625	1-1	1.000	2-3	.667	0/4/4	6.0	4	0	1/0	0	1	13	8.8
at Oregon	03/04/23	*	22	4-9	.444	0-2	.000	2-2	1.000	2/5/7	6.0	3	0	1/1	0	0	10	8.8

CAREER STATS

YEAR	GP	GS	MIN	AVG	FG	FGA	PCT	3-POINT			FT	FTA	PCT	REBOUNDING							PTS	AVG			
								FG	FGA	PCT				OFF	DEF	TOT	AVG	PF	FO	AST			TO	BLK	STL
2021-22	29	5	349	12.0	53	98	.541	11	26	.423	14	26	.538	35	76	111	3.8	41	1	22	32	6	5	131	4.5
2022-23	31	21	690	22.3	122	221	.552	11	37	.297	18	33	.545	61	126	187	6.0	62	0	26	46	18	16	273	8.8
TOTAL	60	26	1039	17.3	175	319	.549	22	63	.349	32	59	.542	96	202	298	5.0	103	1	48	78	24	21	404	6.7



#55 HARRISON INGRAM

Sophomore | Forward | 6-7 | 230
 Dallas, Texas | St. Mark's | Undeclared

Three things to know...

- 1: Reigning Pac-12 Freshman of the Year, Stanford's first to win the honor since Casey Jacobsen in 2000
- 2: Consensus five-star recruit, rated No. 12 nationally by Rivals, No. 16 by 247Sports and No. 20 by ESPN. Ninth McDonald's All-American in program history
- 3: Won a gold medal at the FIBA U19 World Cup with the United States, where head coach Jerod Haase was an assistant coach

Career Accolades: 2022-23 Preseason All-Pac-12 first team ... 2023 Julius Erving Small Forward of the Year watch list ... 2023 Naismith Trophy watch list ... 2023 Wooden Award watch list ... 2022 Pac-12 Freshman of the Year ... 2022 All-Pac-12 honorable mention ... 2022 Pac-12 All-Freshman Team ... 2022 Preseason All-Pac-12 honorable mention ... 2022 Julius Erving Small Forward of the Year Top-10 Finalist ... Six-time Pac-12 Freshman of the Week (Nov. 15, Dec. 13, Dec. 20, Dec. 27, Jan. 31, Feb. 14) ... Stanford Athletic Board Conference Athlete of the Year (2022)

INGRAM'S CAREER HIGHS

Points.....24, vs. Ole Miss 11/24/22
 FG.....8, vs. San Jose State 11/15/21
 FGA.....16, vs. Washington State 2/23/23
 3FG.....3, seven times
 3FGA.....7, four times
 FT.....9, vs. Ole Miss 11/24/22
 FTA.....10, three times
 Rebounds.....11, vs. San Jose State 11/15/21
 Assists.....9, at Oregon State 2/12/22
 Blocks.....2, twice
 Steals.....3, four times
 Minutes.....38, twice

INGRAM'S SEASON HIGHS

Points.....24, vs. Ole Miss 11/24/22
 FG.....6, five times
 FGA.....16, vs. Washington State 2/23/23
 3FG.....3, four times
 3FGA.....9, vs. Washington State 2/23/23
 FT.....9, vs. Ole Miss 11/24/22
 FTA.....10, twice
 Rebounds.....9, four times
 Assists.....8, vs. Cal Poly 11/18/22
 Blocks.....2, vs. Wisconsin 11/11/22
 Steals.....3, three times
 Minutes.....36, at Washington State 1/14/23

Trending: Nation's only rising sophomore to have averaged at least 10 points, six rebounds and three assists per game last season as a freshman ... Tallied a career-best 24 points against Ole Miss (Nov. 24) ... Led Stanford in scoring during eight-game stretch from Nov. 24-Dec. 22 with 11.1 points per game ... Averaging 11.7 points, 7.0 rebounds and 4.7 assists over the last 15 games while shooting 36.1% from three (22-for-61) ... Stanford is 7-1 when Ingram has six or more assists ... In double figures eight straight games and 11 of the last 13 ... One of 16 players nationally to meet his benchmarks in scoring, rebounding and assists (10.3/5.9/3.7), one of six major conference players and one of three to also average 1.0 threes per game (Drew Peterson (USC), Jalen Pickett (Penn State)).

ESPN Events Invitational: 14.7 pts, 5.3 reb, 2.0 ast per game. Ranked fifth in the tournament in scoring, second in made free throws.

2022-23 GAME-BY-GAME

Opponent	Date	GS	Min	FG-FGA	Pct	3FG-FGA	Pct	FT-FTA	Pct	O/D/T	Avg	PF	FO	A/T	B	S	P	Avg
PACIFIC	11/07/22	*	31	2-6	.333	1-4	.250	2-4	.500	2/4/6	6.0	2	0	6/4	1	0	7	7.0
vs Wisconsin	11/11/22	*	32	2-8	.250	0-2	.000	2-4	.500	2/6/8	7.0	2	0	1/3	2	0	6	6.5
SAN DIEGO ST.	11/15/22	*	32	4-9	.444	1-3	.333	2-2	1.000	0/4/4	6.0	2	0	2/3	0	0	11	8.0
CAL POLY	11/18/22	*	19	2-6	.333	1-2	.500	0-0	.000	1/3/4	5.5	3	0	8/1	0	1	5	7.3
vs Ole Miss	11/24/22	*	25	6-12	.500	3-5	.600	9-10	.900	2/2/4	5.2	3	0	2/2	0	0	24	10.6
vs Florida St.	11/25/22	*	25	3-11	.273	0-4	.000	4-7	.571	1/5/6	5.3	2	0	0/4	1	0	10	10.5
vs Memphis	11/27/22	*	33	4-13	.308	2-5	.400	0-0	.000	2/4/6	5.4	3	0	4/3	1	1	10	10.4
UCLA	12/01/22	*	20	3-8	.375	0-5	.000	0-0	.000	0/1/1	4.9	1	0	1/2	1	1	6	9.9
at Arizona St.	12/04/22	*	29	5-14	.357	0-3	.000	2-3	.667	3/2/5	4.9	1	0	5/3	1	3	12	10.1
GREEN BAY	12/16/22	*	18	3-6	.500	1-2	.500	0-0	.000	0/1/1	4.5	2	0	0/1	1	0	7	9.8
vs Texas	12/18/22	*	30	2-6	.333	1-2	.500	0-1	.000	2/4/6	4.6	2	0	4/2	1	0	5	9.4
vs Loyola Chicago	12/22/22	*	25	5-8	.625	1-1	1.000	4-5	.800	1/4/5	4.7	0	0	3/1	0	1	15	9.8
COLORADO	12/29/22	*	24	0-5	.000	0-2	.000	1-2	.500	2/0/2	4.5	0	0	1/3	0	0	1	9.2
UTAH	12/31/22	*	30	4-11	.364	1-3	.333	0-3	.000	2/5/7	4.6	2	0	5/0	0	1	9	9.1
at California	01/06/23	*	17	3-8	.375	0-1	.000	0-1	.000	3/1/4	4.6	1	0	1/2	1	0	6	8.9
at Washington	01/12/23	*	26	4-10	.400	1-4	.250	0-0	.000	2/7/9	4.9	2	0	2/2	1	0	9	8.9
at Washington St.	01/14/23	*	36	6-13	.462	2-6	.333	0-0	.000	3/6/9	5.1	1	0	6/2	0	1	14	9.2
OREGON ST.	01/19/23	*	29	3-6	.500	1-3	.333	1-4	.250	2/6/8	5.3	2	0	6/2	0	1	8	9.2
OREGON	01/21/23	*	28	4-8	.500	3-6	.500	0-0	.000	2/6/8	5.4	3	0	5/2	1	2	11	9.3
CHICAGO ST.	01/25/23	*	27	4-5	.800	1-2	.500	6-10	.600	1/6/7	5.5	3	0	3/2	0	1	15	9.6
CALIFORNIA	01/28/23	*	23	6-11	.545	2-5	.400	0-0	.000	2/2/4	5.4	1	0	2/0	1	0	14	9.8
at Utah	02/02/23	*	27	1-7	.143	1-3	.333	3-4	.750	2/3/5	5.4	3	0	6/3	0	1	6	9.6
at Colorado	02/05/23	*	29	2-9	.222	0-4	.000	3-6	.500	0/5/5	5.4	2	0	4/2	1	0	7	9.5
ARIZONA ST.	02/09/23	*	31	4-12	.333	2-4	.500	2-4	.500	5/3/8	5.5	1	0	5/3	0	0	12	9.6
ARIZONA	02/11/23	*	31	5-10	.500	2-2	1.000	0-2	.000	2/7/9	5.6	3	0	7/3	0	1	12	9.7
at UCLA	02/16/23	*	28	6-12	.500	0-2	.000	1-2	.500	1/6/7	5.7	3	0	5/2	0	0	13	9.8
at USC	02/18/23	*	31	4-10	.400	3-6	.500	4-4	1.000	3/6/9	5.8	1	0	3/2	0	3	15	10.0
WASHINGTON ST.	02/23/23	*	35	6-16	.375	3-9	.333	0-0	.000	2/2/4	5.8	1	0	5/2	0	3	15	10.2
WASHINGTON	02/26/23	*	29	3-7	.429	1-4	.250	4-8	.500	2/4/6	5.8	2	0	6/3	1	1	11	10.2
at Oregon St.	03/02/23	*	25	4-8	.500	1-3	.333	2-3	.667	3/5/8	5.8	1	0	3/1	0	1	11	10.2
at Oregon	03/04/23	*	30	4-11	.364	0-2	.000	3-4	.750	3/5/8	5.9	2	0	4/5	0	0	11	10.3

CAREER STATS

YEAR	GP	GS	MIN	AVG	FG	FGA	PCT	3-POINT			FT	FTA	PCT	REBOUNDING				PF	FO	AST	TO	BLK	STL	PTS	AVG
								FG	FGA	PCT				OFF	DEF	TOT	AVG								
2021-22	32	30	995	31.1	119	307	.388	36	115	.313	63	95	.663	58	156	214	6.7	54	0	97	72	8	30	337	10.5
2022-23	31	30	855	27.6	114	286	.399	35	109	.321	55	93	.591	58	125	183	5.9	57	0	115	70	15	23	318	10.3
TOTAL	63	60	1850	29.4	233	593	.393	71	224	.317	118	188	.628	116	281	397	6.3	111	0	212	142	23	53	655	10.4



**2022-23 Stanford Men's Basketball
Team Game-by-Game
All games**

Opponent	Date	Score	Total		3-Pointers		Free throws		Rebounds			PF	A	TO	BLK	STL	PTS	AVG	
			FG-FGA	PCT	3FG-3FGA	PCT	FT-FTA	PCT	OFF	DEF	TOT								AVG
Pacific	11/07/2022	88-78 W	29-48	.604	8-22	.364	22-34	.647	6	30	36	36.0	15	18	16	3	5	88	88.0
vs Wisconsin	11/11/2022	50-60 L	17-47	.362	1-16	.063	15-23	.652	7	31	38	37.0	20	6	16	9	5	50	69.0
San Diego St.	11/15/2022	62-74 L	21-52	.404	4-18	.222	16-24	.667	12	20	32	35.3	19	10	17	4	3	62	66.7
Cal Poly	11/18/2022	80-43 W	29-59	.492	14-29	.483	8-12	.667	12	30	42	37.0	22	18	13	2	7	80	70.0
vs Ole Miss	11/24/2022	68-72 L	23-57	.404	7-22	.318	15-16	.938	7	23	30	35.6	13	14	9	3	5	68	69.6
vs Florida St.	11/25/2022	70-60 W	27-64	.422	3-26	.115	13-20	.650	16	28	44	37.0	13	12	14	2	7	70	69.7
vs Memphis	11/27/2022	48-56 L	17-58	.293	10-33	.303	4-6	.667	15	26	41	37.6	15	10	15	4	7	48	66.6
UCLA	12/01/2022	66-80 L	24-53	.453	9-27	.333	9-14	.643	11	13	24	35.9	15	15	17	3	11	66	66.5
at Arizona St.	12/04/2022	64-68 L	23-64	.359	6-27	.222	12-14	.857	13	24	37	36.0	19	16	15	6	10	64	66.2
Green Bay	12/16/2022	85-40 W	33-61	.541	9-24	.375	10-12	.833	9	27	36	36.0	19	18	13	8	11	85	68.1
vs Texas	12/18/2022	62-72 L	20-46	.435	8-18	.444	14-19	.737	7	25	32	35.6	16	15	18	5	5	62	67.5
vs Loyola Chicago	12/22/2022	75-62 W	28-56	.500	5-13	.385	14-18	.778	8	28	36	35.7	18	13	13	1	5	75	68.2
Colorado	12/29/2022	70-73 L	21-51	.412	6-18	.333	22-26	.846	10	20	30	35.2	18	8	14	5	10	70	68.3
Utah	12/31/2022	66-71 L	27-64	.422	9-28	.321	3-8	.375	9	18	27	34.6	19	13	6	1	5	66	68.1
at California	01/06/2023	70-92 L	28-56	.500	7-23	.304	7-11	.636	12	13	25	34.0	15	13	10	5	3	70	68.3
at Washington	01/12/2023	69-86 L	24-70	.343	9-29	.310	12-17	.706	18	21	39	34.3	14	15	12	3	6	69	68.3
at Washington St.	01/14/2023	59-60 L	22-51	.431	7-18	.389	8-12	.667	13	22	35	34.4	14	10	10	0	5	59	67.8
Oregon St.	01/19/2023	67-46 W	26-58	.448	9-26	.346	6-11	.545	11	27	38	34.6	15	15	9	0	5	67	67.7
Oregon	01/21/2023	71-64 W	26-52	.500	9-23	.391	10-13	.769	6	27	33	34.5	18	11	14	2	6	71	67.9
Chicago St.	01/25/2023	72-65 W	21-48	.438	8-19	.421	22-29	.759	14	27	41	34.8	16	14	12	7	2	72	68.1
California	01/28/2023	75-46 W	28-60	.467	8-22	.364	11-15	.733	14	33	47	35.4	17	16	10	6	5	75	68.4
at Utah	02/02/2023	78-72 W	26-49	.531	10-18	.556	16-21	.762	9	27	36	35.4	13	19	12	2	4	78	68.9
at Colorado	02/05/2023	62-84 L	24-57	.421	5-23	.217	9-15	.600	8	16	24	34.9	17	16	10	3	4	62	68.6
Arizona St.	02/09/2023	65-69 L	23-62	.371	12-29	.414	7-13	.538	17	27	44	35.3	11	17	15	1	3	65	68.4
Arizona	02/11/2023	88-79 W	33-54	.611	10-18	.556	12-19	.632	10	24	34	35.2	19	17	13	2	4	88	69.2
at UCLA	02/16/2023	64-73 L	28-56	.500	6-16	.375	2-6	.333	10	24	34	35.2	26	14	14	3	3	64	69.0
at Southern California	02/18/2023	75-85 L	28-61	.459	8-20	.400	11-15	.733	8	23	31	35.0	15	16	12	1	7	75	69.2
Washington St.	02/23/2023	63-67 L	24-56	.429	8-20	.400	7-9	.778	10	17	27	34.8	13	15	9	0	5	63	69.0
Washington	02/26/2023	81-69 W	29-59	.492	12-24	.500	11-17	.647	6	30	36	34.8	21	25	14	3	7	81	69.4
at Oregon St.	03/02/2023	83-60 W	30-51	.588	12-21	.571	11-18	.611	7	23	30	34.6	16	23	7	5	7	83	69.9
at Oregon	03/04/2023	68-73 L	25-54	.463	9-21	.429	9-16	.563	10	24	34	34.6	18	12	13	1	4	68	69.8
Total		2164	784-1734	.452	248-691	.359	348-503	.692	325	748	1073	34.6	519	454	392	100	176	2164	69.8
Opponents		2099	747-1703	.439	247-699	.353	358-486	.737	269	705	974	31.4	500	383	377	88	187	2099	67.7

Stanford Averages

Games Played	Points/game	FG Pct	3FG Pct	FT Pct	Rebounds/game	Assists/game	Turnovers/game	Assist/Turnover ratio	Steals/game	Blocks/game
31	69.8	45.2	35.9	69.2	34.6	14.6	12.6	1.2	5.7	3.2



**2022-23 Stanford Men's Basketball
Opponents Game-by-Game
All games**

Opponent	Date	Score	Total		3-Pointers		Free throws		Rebounds				Other Stats						
			FG-FGA	PCT	3FG-3FGA	PCT	FT-FTA	PCT	OFF	DEF	TOT	AVG	PF	A	TO	BLK	STL	PTS	AVG
Pacific	11/07/2022	88-78 W	28-67	.418	11-30	.367	11-14	.786	9	22	31	31.0	24	11	12	2	7	78	78.0
vs Wisconsin	11/11/2022	50-60 L	22-59	.373	5-20	.250	11-18	.611	9	23	32	31.5	20	9	9	4	11	60	69.0
San Diego St.	11/15/2022	62-74 L	26-51	.510	8-21	.381	14-18	.778	3	24	27	30.0	21	15	11	2	9	74	70.7
Cal Poly	11/18/2022	80-43 W	12-43	.279	6-23	.261	13-18	.722	5	20	25	28.8	17	5	16	1	4	43	63.8
vs Ole Miss	11/24/2022	68-72 L	29-58	.500	4-11	.364	10-15	.667	8	27	35	30.0	14	14	11	2	6	72	65.4
vs Florida St.	11/25/2022	70-60 W	21-48	.438	6-20	.300	12-18	.667	3	23	26	29.3	18	13	15	5	10	60	64.5
vs Memphis	11/27/2022	48-56 L	21-54	.389	6-18	.333	8-11	.727	7	28	35	30.1	11	14	10	4	7	56	63.3
UCLA	12/01/2022	66-80 L	32-54	.593	6-14	.429	10-11	.909	7	21	28	29.9	17	13	16	2	4	80	65.4
at Arizona St.	12/04/2022	64-68 L	25-57	.439	4-23	.174	14-20	.700	11	30	41	31.1	16	15	17	4	11	68	65.7
Green Bay	12/16/2022	85-40 W	13-49	.265	4-21	.190	10-16	.625	13	21	34	31.4	17	7	27	1	4	40	63.1
vs Texas	12/18/2022	62-72 L	28-62	.452	8-21	.381	8-11	.727	11	22	33	31.5	14	22	8	5	5	72	63.9
vs Loyola Chicago	12/22/2022	75-62 W	24-58	.414	7-23	.304	7-9	.778	7	22	29	31.3	21	9	12	2	5	62	63.8
Colorado	12/29/2022	70-73 L	27-56	.482	6-16	.375	13-18	.722	10	23	33	31.5	19	11	16	2	5	73	64.5
Utah	12/31/2022	66-71 L	23-40	.575	6-14	.429	19-23	.826	1	31	32	31.5	13	10	16	2	3	71	64.9
at California	01/06/2023	70-92 L	32-54	.593	16-22	.727	12-16	.750	11	19	30	31.4	15	21	10	1	4	92	66.7
at Washington	01/12/2023	69-86 L	33-59	.559	9-23	.391	11-13	.846	6	29	35	31.6	13	20	12	9	9	86	67.9
at Washington St.	01/14/2023	59-60 L	22-48	.458	10-27	.370	6-11	.545	7	16	23	31.1	14	13	6	3	3	60	67.5
Oregon St.	01/19/2023	67-46 W	14-41	.341	7-21	.333	11-15	.733	2	24	26	30.8	14	6	17	1	5	46	66.3
Oregon	01/21/2023	71-64 W	22-58	.379	10-30	.333	10-14	.714	11	23	34	31.0	13	11	13	2	8	64	66.2
Chicago St.	01/25/2023	72-65 W	22-55	.400	8-24	.333	13-17	.765	9	18	27	30.8	18	6	7	0	6	65	66.1
California	01/28/2023	75-46 W	17-56	.304	5-21	.238	7-13	.538	11	19	30	30.8	16	5	12	2	5	46	65.1
at Utah	02/02/2023	78-72 W	25-64	.391	12-34	.353	10-14	.714	16	17	33	30.9	18	20	8	0	10	72	65.5
at Colorado	02/05/2023	62-84 L	29-55	.527	9-19	.474	17-18	.944	10	28	38	31.2	13	14	13	5	5	84	66.3
Arizona St.	02/09/2023	65-69 L	27-65	.415	10-33	.303	5-10	.500	14	25	39	31.5	15	6	10	8	5	69	66.4
Arizona	02/11/2023	88-79 W	28-61	.459	14-35	.400	9-11	.818	9	17	26	31.3	19	17	11	2	6	79	66.9
at UCLA	02/16/2023	64-73 L	25-57	.439	7-22	.318	16-25	.640	13	19	32	31.3	14	13	7	4	5	73	67.1
at Southern California	02/18/2023	75-85 L	29-59	.492	13-25	.520	14-16	.875	6	25	31	31.3	14	17	10	2	7	85	67.8
Washington St.	02/23/2023	63-67 L	24-48	.500	12-25	.480	7-12	.583	9	22	31	31.3	14	12	12	2	5	67	67.8
Washington	02/26/2023	81-69 W	22-57	.386	4-17	.235	21-25	.840	8	27	35	31.4	19	8	14	2	6	69	67.8
at Oregon St.	03/02/2023	83-60 W	19-53	.358	5-23	.217	17-18	.944	12	18	30	31.4	19	11	11	1	5	60	67.5
at Oregon	03/04/2023	68-73 L	26-57	.456	9-23	.391	12-18	.667	11	22	33	31.4	10	15	8	6	2	73	67.7
Total		2099	747-1703	.439	247-699	.353	358-486	.737	269	705	974	31.4	500	383	377	88	187	2099	67.7
Stanford		2164	784-1734	.452	248-691	.359	348-503	.692	325	748	1073	34.6	519	454	392	100	176	2164	69.8

Opponents Averages

Games Played	Points/game	FG Pct	3FG Pct	FT Pct	Rebounds/game	Assists/game	Turnovers/game	Assist/Turnover ratio	Steals/game	Blocks/game
31	67.7	43.9	35.3	73.7	31.4	12.4	12.2	1.0	6.0	2.8



2022-23 Stanford Men's Basketball Combined Team Statistics All games

Game Records

Record	Overall	Home	Away	Neutral
ALL GAMES	13-18	9-6	2-8	2-4
CONFERENCE	7-13	5-5	2-8	0-0
NON-CONFERENCE	6-5	4-1	0-0	2-4

Score by Periods

Team	1st	2nd	OT	TOT
Stanford	1019	1145	0	2164
Opponents	1007	1092	0	2099

Team Box Score

No.	Player	Total			3-Point			F-Throw		Rebounds				PF DQ A TO BLK STL PTS AVG								
		GP-GS	MIN	AVG	FG-FGA	FG%	3FG-3FGA	3FG%	FT-FTA	FT%	OFF	DEF	TOT	AVG	PF	DQ	A	TO	BLK	STL	PTS	AVG
14	JONES, Spencer	30-28	864:08	28.8	153-351	.436	67-172	.390	43-55	.782	56	84	140	4.7	72	2	32	35	29	35	416	13.9
55	INGRAM, Harrison	31-30	854:47	27.6	114-286	.399	35-109	.321	55-93	.591	58	125	183	5.9	57	0	115	70	15	23	318	10.3
13	JONES, Michael	31-5	805:16	26.0	90-209	.431	42-125	.336	71-94	.755	16	67	83	2.7	55	1	52	33	4	20	293	9.5
23	ANGEL, Brandon	31-29	789:03	25.5	101-200	.505	26-72	.361	52-67	.776	31	98	129	4.2	85	1	56	53	8	17	280	9.0
42	RAYNAUD, Maxime	31-21	689:05	22.2	122-221	.552	11-37	.297	18-33	.545	61	126	187	6.0	62	0	26	46	18	16	273	8.8
5	O'CONNELL, Michael	31-26	780:54	25.2	54-141	.383	9-32	.281	42-53	.792	20	57	77	2.5	46	1	95	49	0	26	159	5.1
22	KEEFE, James	19-9	334:57	17.6	36-62	.581	0-0	.000	24-46	.522	29	57	86	4.5	30	0	19	19	7	14	96	5.1
10	MURRELL, Max	29-0	413:26	14.3	43-94	.457	27-59	.458	16-19	.842	10	42	52	1.8	39	0	12	17	17	8	129	4.4
11	AGARWAL, Ryan	17-0	127:55	7.5	20-40	.500	16-35	.457	3-5	.600	0	10	10	0.6	9	0	3	8	0	4	59	3.5
1	SILVA, Isa	30-5	398:04	13.3	37-87	.425	6-24	.250	19-31	.613	0	16	16	0.5	47	0	35	28	0	8	99	3.3
3	MOSS, Jarvis	11-0	43:51	4.0	8-21	.381	6-14	.429	0-0	.000	1	9	10	0.9	4	0	1	2	1	1	22	2.0
15	GEALER, Benny	12-0	59:22	4.9	4-8	.500	3-7	.429	2-2	1.000	1	5	6	0.5	6	0	6	9	0	3	13	1.1
21	BEGOVICH, Neal	8-2	28:19	3.5	2-9	.222	0-4	.000	3-5	.600	3	6	9	1.1	4	0	2	1	1	1	7	0.9
25	GIL-SILVA, Josue	4-0	05:58	1.5	0-3	.000	0-0	.000	0-0	.000	0	2	2	0.5	2	0	0	0	0	0	0	0.0
2	YUAN, Roy	5-0	06:25	1.3	0-2	.000	0-1	.000	0-0	.000	0	0	0	0.0	1	0	0	0	0	0	0	0.0
Team											39	44	83				22					
Total		31	6201		784-1734	.452	248-691	.359	348-503	.692	325	748	1073	34.6	519	5	454	392	100	176	2164	69.8
Opponents		31	6200		747-1703	.439	247-699	.353	358-486	.737	269	705	974	31.4	500	9	383	377	88	187	2099	67.7

Team Statistics

	STAN	OPP
Scoring	2164	2099
Points per game	69.8	67.7
Scoring margin	+2.1	-
Field goals-att	784-1734	747-1703
Field goal pct	.452	.439
3 point fg-att	248-691	247-699
3-point FG pct	.359	.353
3-pt FG made per game	8.0	8.0
Free throws-att	348-503	358-486
Free throw pct	.692	.737
F-Throws made per game	11.2	11.5
Rebounds	1073	974
Rebounds per game	34.6	31.4
Rebounding margin	+3.2	-
Assists	454	383
Assists per game	14.6	12.4
Turnovers	392	377
Turnovers per game	12.6	12.2
Turnover margin	-0.5	-
Assist/turnover ratio	1.2	1.0
Steals	176	187
Steals per game	5.7	6.0
Blocks	100	88
Blocks per game	3.2	2.8
Winning streak	0	-
Home win streak	1	-
Attendance	52765	60661
Home games-Avg/Game	15-3518	10-6066
Neutral site-Avg/Game	-	6-4541

Team Results

Date	Opponent	Score	Att.
11/07/2022	Pacific	W 88-78	3380
11/11/2022	vs Wisconsin	L 50-60	17927
11/15/2022	San Diego St.	L 62-74	3945
11/18/2022	Cal Poly	W 80-43	2263
11/24/2022	vs Ole Miss	L 68-72	1211
11/25/2022	vs Florida St.	W 70-60	1108
11/27/2022	vs Memphis	L 48-56	1014
12/01/2022	UCLA	L 66-80	4848
12/04/2022	at Arizona St.	L 64-68	7243
12/16/2022	Green Bay	W 85-40	2583
12/18/2022	vs Texas	L 62-72	4700
12/22/2022	vs Loyola Chicago	W 75-62	1287
12/29/2022	Colorado	L 70-73	2640
12/31/2022	Utah	L 66-71	2759
01/06/2023	at California	L 70-92	3649
01/12/2023	at Washington	L 69-86	5692
01/14/2023	at Washington St.	L 59-60	3590
01/19/2023	Oregon St.	W 67-46	2782
01/21/2023	Oregon	W 71-64	3542
01/25/2023	Chicago St.	W 72-65	2406
01/28/2023	California	W 75-46	5113
02/02/2023	at Utah	W 78-72	7318
02/05/2023	at Colorado	L 62-84	6974
02/09/2023	Arizona St.	L 65-69	3923
02/11/2023	Arizona	W 88-79	5313
02/16/2023	at UCLA	L 64-73	10241
02/18/2023	at Southern California	L 75-85	5374
02/23/2023	Washington St.	L 63-67	2530
02/26/2023	Washington	W 81-69	4738
03/02/2023	at Oregon St.	W 83-60	3122
03/04/2023	at Oregon	L 68-73	7458






1 **Isa Silva**

G • 6-4 • 190 • So.
Sacramento, Calif.
Jesuit



2 **Roy Yuan**

G • 6-1 • 170 • Sr.
San Jose, Calif.
Saint Francis



3 **Jarvis Moss**

G • 6-4 • 200 • So.
Concord, N.C.
Cannon School



5 **Michael O'Connell**

G • 6-2 • 195 • Jr.
Mineola, N.Y.
Blair Academy (N.J.)



10 **Max Murrell**

F • 6-9 • 225 • Jr.
Omaha, Neb.
Millard North



11 **Ryan Agarwal**

G • 6-6 • 190 • Fr.
Coppell, Texas
Coppell



13 **Michael Jones**

G • 6-5 • 205 • Gr.
Woodbury, Minn.
Davidson



14 **Spencer Jones**

F • 6-7 • 225 • Sr.
Roeland Park, Kan.
Bishop Miege



15 **Benny Gealer**

G • 6-1 • 160 • Fr.
Palos Verdes Estates, Calif.
Rolling Hills Prep



21 **Neal Begovich**

F • 6-9 • 230 • R-Jr.
San Francisco, Calif.
St. Ignatius College Prep



22 **James Keefe**

F • 6-9 • 240 • Sr.
Los Angeles, Calif.
Loyola




23 **Brandon Angel**

F • 6-8 • 240 • Jr.
San Diego, Calif.
Torrey Pines



24 **Jaylen Thompson**

F • 6-8 • 195 • Fr.
Oakland, Calif.
Southern CA Academy




25/33 **Josue Gil-Silva**

G • 6-1 • 185 • Sr.
Salinas, Calif.
Alisal



42 **Maxime Raynaud**

F • 7-1 • 250 • So.
Paris, France
Lycee Henri IV



55 **Harrison Ingram**

F • 6-7 • 230 • So.
Dallas, Texas
St. Mark's



Jerod Haase

Anne and Tony
Joseph Director of
Men's Basketball




Jesse Pruitt

James C. Gaither
Assistant Men's
Basketball Coach




Rob Ehsan

Oscar da Silva
Assistant Men's
Basketball Coach



Brandon Dunson

Assistant Coach



David Berkun

Assistant Athletics
Director, Men's
Basketball



Nate Britt II

Director of Player
Development



Michael Chatman

Sports Performance
Coach



Jack Frost

Assistant to the
Head Coach



Dominic Vincentini

Associate Athletic
Trainer



Michael Reutt

Assitant Director,
Basketball
Operations