

NCAA Gymnastics Score Sheet

Teams: Home Stanford University Visitor UC Berkeley

Date Jan 25, 2020 Place Stanford Boys Gymnastics Attendance 0

Name		D	1	2	3	4	5	nd	AVE	Name		D	1	2	3	4	5	nd	AVE
FLOOR	1 Andrew Bitner	19	5.2	7.8	7.9				13.050	1 Jonathan Wang	16	5.3	9.0	8.8					14.200
	2 Brandon Briones	81	5.7	9.3	9.3				15.000	2 Aidan Giusti	60	4.8	7.8	7.7				-0.3	12.250
	3 Brody Malone	27	5.8	7.8	8.0				13.700	3 Yu-Chen Lee	8	5.1	9.1	9.2					14.250
	4 Riley Loos	65	5.5	9.1	9.0				14.550	4 Darren Wong	17	5.1	9.4	9.3					14.450
	5 Bailey Perez	29	5.5	8.5	8.6				14.050	5 Kyle Shuttle	64	5.4	8.6	8.9					14.150
	6 Connor Lewis	26	5.6	9.2	9.3				14.850	6 Kyte Crigger	4	5.1	9.0	9.0					14.100

Floor Score: 72.150 Running Score: 72.150 Floor Score: 71.150 Running Score: 71.150

POMMEL	1 Blake Sun	34	4.4	7.7	8.0				12.250	1 Jonathan Wang	16	4.7	8.0	8.2					12.800
	2 Brandon Briones	81	5.4	7.3	7.1				12.600	2 Kyle Shuttle	64	4.5	7.2	7.4					11.800
	3 Brody Malone	27	5.6	7.2	7.1				12.750	3 Kyle Abe	1	4.7	6.7	6.9					11.500
	4 Riley Loos	65	5.5	7.3	7.1				12.700	4 Noah Sano	59	4.5	8.3	8.0					12.650
	5 Ian Gunther	23	5.4	8.7	8.6				14.050	5 Will Lavanakul	63	5.4	7.6	7.8					13.100
	6 David Jessen	24	5.5	6.9	6.7				12.300	6 Darren Wong	17	4.8	8.9	8.9					13.700

Pommel Score: 64.400 Running Score: 136.550 Pommel Score: 64.050 Running Score: 135.200

RINGS	1 Trevor DiGerolamo	21	5.5	8.1	8.3				13.700	1 Jonathan Wang	16	4.8	8.4	8.3					13.150
	2 Brandon Briones	81	5.3	8.2	8.0				13.400	2 Kyle Shuttle	64	4.5	7.9	8.2					12.550
	3 Brody Malone	27	5.5	8.4	8.5				13.950	3 Darren Wong	17	4.6	8.7	8.4					13.150
	4 Riley Loos	65	5.2	8.5	8.8				13.850	4 Kyte Crigger	4	4.7	8.7	8.5					13.300
	5 Ian Gunther	23	5.3	8.5	8.7				13.900	5 Anton Vorona	15	4.9	7.5	7.4					12.350
	6 Thomas Lee	25	5.2	8.5	8.7				13.800	6 Harrison Plate	10	5.1	8.1	8.3					13.300

Rings Score: 69.200 Running Score: 205.750 Rings Score: 65.450 Running Score: 200.650

VAULT	1 Bryan Perla	30	5.2	9.4	9.6				14.700	1 Jonathan Wang	16	4.8	9.3	9.1				-0.1	13.900
	2 Brandon Briones	81	5.2	9.5	9.6				14.750	2 Yu-Chen Lee	8	4.8	9.3	9.3					14.100
	3 Brody Malone	27	5.3	9.5	9.7				14.900	3 Caleb Rickard	12	4.8	9.3	9.2				-0.1	13.950
	4 Riley Loos	65	5.2	9.5	9.5			-0.1	14.600	4 Kyte Crigger	4	4.8	8.4	8.3					13.150
	5 Connor Lewis	26	5.2	9.6	9.7				14.850	5 Kyle Shuttle	64	5.2	9.4	9.3				-0.1	14.450
	6 Zachary Martin	66	5.2	9.6	9.6			-0.1	14.700	6 Asad Jooma	46	5.2	9.6	9.6				-0.3	14.500

Vault Score: 73.900 Running Score: 279.650 Vault Score: 70.900 Running Score: 271.550

P.BAR	1 Thomas Lee	25	5.9	8.1	8.4				14.150	1 Jonathan Wang	16	4.8	8.0	8.3					12.950
	2 Brandon Briones	81	5.6	8.6	8.8				14.300	2 Anton Vorona	15	4.6	8.6	8.9					13.350
	3 Brody Malone	27	5.8	7.8	8.2				13.800	3 Noah Sano	59	4.4	8.2	8.1					12.550
	4 Riley Loos	65	4.8	8.7	8.8				13.550	4 Yu-Chen Lee	8	4.7	7.4	7.6					12.200
	5 Ian Gunther	23	5.5	8.6	8.8				14.200	5 Darren Wong	17	4.9	8.6	8.7					13.550
	6 Blake Sun	34	6.2	8.9	9.1				15.200	6 Kyte Crigger	4	4.7	7.6	7.8					12.400

P. Bar Score: 71.650 Running Score: 351.300 P. Bar Score: 64.800 Running Score: 336.350

H.BAR	1 Ian Gunther	23	5.0	9.0	9.1				14.050	1 Jonathan Wang	16	4.6	8.2	7.9					12.650
	2 Brandon Briones	81	5.4	9.0	9.0				14.400	2 Anton Vorona	15	4.2	7.5	7.2					11.550
	3 Brody Malone	27	6.4	6.5	6.7				13.000	3 Kyle Abe	1	4.7	5.8	5.7					10.450
	4 Blake Wilson	39	5.2	8.5	8.2				13.550	4 Harrison Plate	10	4.3	8.4	8.6					12.800
	5 Riley Loos	65	4.8	8.3	8.6				13.250	5 Darren Wong	17	4.8	9.1	9.0					13.850
	6 David Jessen	24	5.5	8.0	8.0				13.500	6 Kyte Crigger	4	4.7	8.9	8.7					13.500

H. Bar Score: 68.750 Running Score: 420.050 H. Bar Score: 64.350 Running Score: 400.700







Final Team Score: 420.050 Final Team Score: 400.700







All-Arounders

	Malone	Gunther	Loos	Briones
FX	13.700	13.550	14.550	15.000
PH	12.750	14.050	12.700	12.600
SR	13.950	13.900	13.850	13.400
VT	14.900	14.000	14.600	14.750
PB	13.800	14.200	13.550	14.300
HB	13.000	14.050	13.250	14.400
AA	82.100	83.750	82.500	84.450

All-Arounders

	Wang	Crigger	Shuttle
FX	14.200	14.100	14.150
PH	12.800	11.700	11.800
SR	13.150	13.300	12.550
VT	13.900	13.150	14.450
PB	12.950	12.400	11.250
HB	12.650	13.500	10.450
AA	79.650	78.150	74.650

Judge's Signatures *FX  *PH  *SR  *VT  *PB  *HB 

* Head Judge
 FX  PH  SR  VT  PB  HB 

Coach's Signature Thomas Glielmi, Syque Caesar Coach's Signature JT Okada, Bryan Del Castillo

NCAA Gymnastics Score Sheet

Teams: Home University Of Oklahoma Visitor _____

Date Jan 25, 2020 Place Stanford Boys Gymnastics Attendance 0

		Name	D	1	2	3	4	5	nd	AVE			Name	D	1	2	3	4	5	nd	AVE	
FLOOR	1	Morgan Seyler	67	5.4	8.5	8.6				13.950												
	2	Alosha Vernyi	78	5.3	8.6	8.4			-0.1	13.700												
	3	Jack Freeman	56	5.5	9.3	9.2				14.750												
	4	Spencer Goodel	68	5.3	9.1	9.3				14.500												
	5	Vitaliy Guimaraes	69	5.8	9.3	9.5				15.200												
	6	Gage Dyer	70	6.0	8.9	9.0				14.950												

Floor Score: **73.350** Running Score: **73.350** Floor Score: **0.000** Running Score: **0.000**

POMMEL	1	Grant Kell	72	5.3	7.5	7.5				12.800											
	2	Morgan Seyler	67	4.8	8.4	8.2				13.100											
	3	Sean Daugherty	73	4.7	7.6	7.7				12.350											
	4	Gage Dyer	70	5.0	6.6	6.4				11.500											
	5	Braden Collier	74	5.5	6.5	6.8				12.150											
	6	David Sandro	75	4.9	8.0	7.9				12.850											

Pommel Score: **63.250** Running Score: **136.600** Pommel Score: **0.000** Running Score: **0.000**

RINGS	1	Vitaliy Guimaraes	69	4.6	8.9	8.7				13.400										
	2	Spencer Goodel	68	4.4	8.5	8.4				12.850										
	3	Jack Freeman	56	4.3	8.8	8.6				13.000										
	4	David Sandro	75	5.0	8.4	8.5				13.450										
	5	Matt Wenske	76	5.3	7.8	7.9				13.150										
	6	Collyn Kellog	77	4.6	7.7	7.5				12.200										

Rings Score: **65.850** Running Score: **202.450** Rings Score: **0.000** Running Score: **0.000**

VAULT	1	Morgan Seyler	67	4.9	9.6	9.7				14.550										
	2	Jack Freeman	56	4.8	9.5	9.4				14.250										
	3	Mason Menser	71	4.8	9.6	9.6				14.400										
	4	Vitaliy Guimaraes	69	5.2	9.4	9.5			-0.1	14.550										
	5	Alosha Vernyi	78	5.3	9.4	9.3			-0.1	14.550										
	6	Gage Dyer	70	5.3	9.6	9.5				14.850										

Vault Score: **72.900** Running Score: **275.350** Vault Score: **0.000** Running Score: **0.000**

PARALLEL BARS	1	Matt Wenske	76	5.3	8.3	8.5				13.700									
	2	Alosha Vernyi	78	4.5	6.0	6.4				10.700									
	3	Cesar Garcia	79	5.0	8.7	8.9				13.800									
	4	Spencer Goodel	68	4.2	8.0	8.1				12.250									
	5	David Sandro	75	5.4	8.4	8.6				13.900									
	6	Gage Dyer	70	4.8	7.3	7.5				12.200									

P. Bar Score: **65.850** Running Score: **341.200** P. Bar Score: **0.000** Running Score: **0.000**

HIGH BAR	1	Vitaliy Guimaraes	69	4.5	8.7	8.7				13.200									
	2	Grant Kell	72	4.7	8.1	8.2				12.850									
	3	Alosha Vernyi	78	5.2	8.3	7.9				13.300									
	4	David Sandro	75	5.0	8.7	8.4				13.550									
	5	Randy Scharnhorst	80	5.1	8.4	8.5				13.550									
	6	Gage Dyer	70	5.2	8.1	8.3				13.400									

H. Bar Score: **67.000** Running Score: **408.200** H. Bar Score: **0.000** Running Score: **0.000**

Final Team Score: 408.200

Final Team Score: 0.000

All-Arounders

All-Arounders

	Freeman	Goodel																		
FX	14.750	14.500																		
PH	12.050	12.000																		
SR	13.000	12.850																		
VT	14.250	13.650																		
PB	12.950	12.250																		
HB	13.350	12.650																		
AA	80.350	77.900																		

Judge's Signatures * FX  * PH  * SR  * VT  * PB  * HB 

* Head Judge FX  PH  SR  VT  PB  HB 

Coach's Signature Mark Williams, Joshua Yee Coach's Signature JT Okada, Bryan Del Castillo