

# STANFORD

## MEN'S BASKETBALL

Stanford Athletic Communications  
 Doug Drabik • Assistant Director  
 Cell: 650.683.5528  
 ddrabik@stanford.edu

Eastern Washington • Nov. 14 • Maples Pavilion • Stanford, Calif. • 8:00 p.m. PT • Pac-12 Network

### SCHEDULE

Date	Opponent	Time
N10	Cal Poly	W, 87-62
N12	Pacific	W, 89-80
N14	Eastern Washington	8:00 p.m.
N17	Northeastern	3:00 p.m.
N20	North Carolina	8:30 p.m.
N23	vs. Florida (1)	7:00 p.m.
N24	vs. Gonzaga/Ohio State (1)	6/8:00 p.m.
N 26	vs. TBA (1)	TBD
N29	Montana	7:00 p.m.
D3	at Long Beach State	2:00 p.m.
D15	Denver	7:00 p.m.
D17	San Francisco	3:00 p.m.
D21	vs. Kansas (2)	8:00 p.m.
D30	• California	7:00 p.m.
J4	• UCLA	7:00 p.m.
J7	• USC	7:00 p.m.
J11	• at Washington State	6:00 p.m.
J13	• at Washington	5:00 p.m.
J17	• Arizona State	8:00 p.m.
J20	• Arizona	1:00 p.m.
J24	• at USC	6:00 p.m.
J27	• at UCLA	7:30 p.m.
F1	• Oregon State	8:00 p.m.
F3	• Oregon	2:00 p.m.
F8	• at Utah	5:00 p.m.
F11	• at Colorado	1:00 p.m.
F18	• at California	5:00 p.m.
F22	• Washington	6:00 p.m.
F24	• Washington State	4:00 p.m.
M1	• at Arizona	7:00 p.m.
M3	• at Arizona State	12/2/4:00 p.m.
M7-10	Pac-12 Tournament (3)	TBD

(1) PK80 Invitational - Portland, Ore.  
 (2) Golden1 Credit Union Center - Sacramento, Calif.  
 (3) T-Mobile Arena - Las Vegas, Nev.  
 Home games in **BOLD** | • Pac-12 Conference game



Eastern Washington ..... 1-1  
 Stanford ..... 2-0  
 Series Record ..... First Meeting  
 Television ..... Pac-12 Network [Roxy Bernstein, Ben Braun]  
 Radio ..... Cardinal Sports Network [Scott Reiss, John Platz]



### TUESDAY TANGLE WITH THE EAGLES

Stanford continues its season-opening homestand Tuesday as Eastern Washington comes to The Farm for an 8 p.m. tip-off at Maples Pavilion in the first ever meeting between the schools.

### STRONG START

Stanford has opened the season 2-0 for the fourth consecutive year and seventh time in the last eight years, after wins over Cal Poly and Pacific. The Cardinal opened the 2016-17 season 4-0.

### POST PRESENCE

Stanford's starting post players, forwards Reid Travis and Michael Humphrey, have combined to average 37.5 points and 22.5 rebounds per game this season. Travis is fifth in the Pac-12 in scoring with a team-best 24.5 ppg and sixth in the conference in rebounding with 9.0 rpg average. Humphrey is averaging a double-double with a Pac-12-leading 13.5 rpg and 13.0 ppg. The duo leads the league in combined rebounding average and is second in the conference in combined scoring average.

### Pac-12's Post Players in 2017-18

School	Players	Combined Scoring	Combined Rebounding
<b>Stanford</b>	<b>Travis/Humphrey</b>	<b>37.5</b>	<b>22.5</b>
Oregon St.	Tinkle/Eubanks	40.0	13.0
Washington St.	Chidom/Franks	33.0	18.0
USC	Boatwright/Metu	31.0	16.0
California	Lee/Okoroh	24.5	20.5
UCLA	Welsh/Goloman	14.0	14.0
Washington	Timmins/Dickerson	19.5	16.5
Arizona	Ayton/Ristic	32.0	20.5
Arizona St.	Lake/Shibel	28.0	16.0
Oregon	Brown/McIntosh	24.0	9.0
Colorado	King/Miller-Stewart	23.0	14.0
Utah	Collette/Rawson	33.0	16.0

### PROJECTED LINEUP

No.	Name	Pos.	Yr.	Ht.	Wt.	PPG.	RPG.	Notes
1	Daejon Davis	G	Fr.	6-3	175	4.0	1.0	Starting point guard in collegiate debut Sunday against Pacific
4	Isaac White	G	Fr.	6-1	185	11.0	1.0	17 pts. vs. Cal Poly is second best total by a freshman in debut in school history
11	Dorian Pickens	F	Sr.	6-5	215	10.5	4.5	One of the Pac-12's top three-point shooters, connected on 67 threes last season
22	Reid Travis	F	Jr.	6-8	245	24.5	9.0	20-point performances in 3 straight games and 4 of last 6 dating back to 2016-17
10	Michael Humphrey	F	Sr.	6-9	245	13.0	13.5	Collected a career-high 18 rebounds to go with 26 points Sunday against Pacific

### OFF THE BENCH

2	Robert Cartwright	G	So.	6-2	180	9.5	1.0	Averaging team-best 4.5 assists per game this season
20	Josh Sharma	C	So.	7-0	220	4.0	1.5	Led the team with 34 blocks last season
33	Trevor Stanback	F	Fr.	6-11	220	1.0	0.0	Played in each of the first two games after seeing action in 16 games last season
5	Kodye Pugh	F	Fr.	6-8	205	1.0	0.5	Redshirt freshman, made collegiate debut vs. Cal Poly with 2 points in 14 min.
13	Oscar da Silva	F	Fr.	6-9	210	7.0	5.0	Leads the team with four blocks in 42 minutes through two games
14	Marcus Sheffield	G	Jr.	6-5	180	-	-	Averaged 6.7 ppg last season, has missed first two games with a left foot injury



## QUICK FACTS

Location ..... Stanford, Calif.  
 Founded ..... 1891  
 Enrollment ..... 16,770 (6,999 undergraduate)  
 Nickname ..... Cardinal  
 Colors ..... Cardinal and White  
 Conference ..... Pac-12  
 President ..... Marc Tessier-Lavigne  
 Director of Athletics ..... Bernard Muir  
 Faculty Representative ..... Pat Jones  
 Ticket Office Phone ..... 1-800-STANFORD  
 Home Arena (Capacity) ..... Maples Pavilion (7,233)  
 Web Site ..... www.gostanford.com

## HISTORY

First Year ..... 1913-14 (103 seasons)  
 All-Time Record ..... 1,490-1,118 (.571)  
 NCAA National Championships ..... 1 (1942)  
 NCAA Tournament Appearances ..... 17  
 NCAA Final Four Appearances ..... 1998  
 Last NCAA Tournament Appearance ..... 2014

## TEAM INFORMATION

2016-17 Record ..... 14-17  
 ..... Home: 10-5 Away: 1-10 Neutral: 3-2  
 2016-17 Conference Record ..... 6-12  
 Conference Finish ..... 9th  
 Starters Returning/Lost ..... 4/1  
 Letterwinners Returning/Lost ..... 10/4

## COACHING STAFF

Anne and Tony Joseph Director of Men's Basketball ...  
 ..... Jerod Haase  
 Seasons ..... Second at Stanford, Sixth overall  
 Alma Mater ..... Kansas '97  
 Stanford Record ..... 16-17 (Second Season)  
 Career Record ..... 96-70 (Sixth Season)  
 James C. Gaither Assistant Coach of Men's Basketball.  
 ..... Jeff Wulbrun (Second Season)  
 Alma Mater ..... Cal State Fullerton '84  
 Assistant Coach ..... Adam Cohen (Second Season)  
 Alma Mater ..... Arizona '08  
 Assistant Coach ..... Jesse Pruitt (Second Season)  
 Alma Mater ..... UC Davis '05

## SUPPORT STAFF

Assistant to the Head Coach ..... Tom Orlich  
 Director of Operations ..... John Janovsky  
 Director of Basketball Development ..... Brandon Dunson  
 Athletic Trainer ..... Dominic Vincentini  
 Sports Performance Coach ..... Cory Schlesinger

## COMMUNICATIONS

Assistant AD/Communications ..... Brian Risso  
 Asst. Dir. [MBB Contact] ..... Doug Drabik  
 Asst. Dir. [Secondary MBB Contact] ... Regina Verlengiere

## PRONUNCIATIONS

Jerod **HAASE** ..... (rhymes with class)  
**DORIAN** Pickens ..... (DOOR-E-N)  
**DAEJON** Davis ..... (DAY-jon)  
**KEZIE** Okpala ..... (KZ)  
**KODYE** Pugh ..... (Cody)  
**ISAAC** White ..... (EYE-ZACK)  
 Blake **PAGON** ..... (PAY-gen)

## LAST TIME OUT

Senior Michael Humphrey scored 26 points and grabbed a career-high 18 rebounds to help Stanford beat Pacific, 89-80, Sunday at Maples Pavilion. Junior Reid Travis added 23 points and six rebounds. Stanford led by as many as 25 points and shot nearly 50 percent from the field in the first half, before holding off the Tigers down the stretch.

## THE STARTING FIVE

Tuesday's contest is the third in a stretch of five games in 11 days. Stanford already has wins over Cal Poly and Pacific. Following Tuesday's game, the Cardinal hosts Northeastern Friday and defending NCAA champion North Carolina next Monday. It's the longest homestand since hosting seven consecutive games from December to January of the 2015-16 season. Last year, Stanford played its fifth home game on Dec. 16 after a 22,132-mile journey that included games in Lawrence, Kan., Orlando, Fla. and Shanghai, China.

## VETERAN GROUP

Boasting the fifth-most experienced roster in the nation in terms of games played (514 total), Stanford brought back four starters and five of its top six scorers from last season. The Cardinal welcomed back a good portion of its offense in Reid Travis (17.4 ppg), Dorian Pickens (12.6 ppg) and Michael Humphrey (9.4 ppg) back for their fourth season on The Farm.

## WHAT RETURNED FROM 2016-17

- 78.4 percent of last year's scoring (1,694 out of 2,162)
- 80.3 percent of last year's rebounding (857 out of 1,067)
- 60.0 percent of last year's assists (251 out of 421)
- 64.7 percent of last year's roster (11 out of 17)
- 100.0 percent of last year's coaches and support staff (11 out of 11)

## PRESEASON HONORS FOR REID TRAVIS


Redshirt junior Reid Travis, the Pac-12 Conference's leading returning scorer (17.4 ppg) and rebounder (8.9 rpg), enters the season with several preseason accolades.

- Naismith Trophy (National Player of the Year) preseason watch list by the Atlanta Tip-off Club
- Lute Olson Award (National Player of the Year who played two seasons) preseason watch list
- Oscar Robertson Trophy (National Player of the Year) preseason watch list by the USBWA
- Karl Malone Award (Power Forward of the Year) preseason watch list by Naismith Hall of Fame
- Preseason All-America selection by ESPN's Jeff Goodman
- Voted 29th best player in the nation by ESPN's college basketball analysts
- Voted 30th best player in the nation by CBS Sports' college basketball analysts
- Consensus preseason First Team All-Pac-12 selection

## 2017-18 ROSTER

NO.	NAME	POS.	HT.	WT.	YR.	HOMETOWN (HIGH SCHOOL)
0	Kezie Okpala	F	6-8	195	Fr.	Los Angeles, Calif. (Esperanza HS)
1	Daejon Davis	G	6-3	175	Fr.	Seattle, Wash. (Garfield HS)
2	Robert Cartwright	G	6-2	180	Jr.	Pasadena, Calif. (Flintridge Prep)
4	Isaac White	G	6-1	185	Fr.	Adelaide, Australia (Sacred Heart College)
5	Kodye Pugh	F	6-8	205	Fr.	Baltimore, Md. (Blair Academy (New Jersey))
10	Michael Humphrey	F	6-9	245	Sr.	Phoenix, Ariz. (Sunnyslope HS)
11	Dorian Pickens	G	6-5	215	Sr.	Phoenix, Ariz. (Pinnacle HS)
13	Oscar da Silva	F	6-9	210	Fr.	Munich, Germany (Ludwig Gymnasium)
14	Marcus Sheffield	G	6-5	180	Jr.	Alpharetta, Ga. (Chattahoochee HS)
15	Rodney Herenton	G	6-1	155	So.	Chicago, Ill. (Stevenson HS)
20	Josh Sharma	C	7-0	220	Jr.	Lexington, Mass. (N. Mount Hermon School)
21	Cameron Walker	F	6-7	200	Jr.	Santa Maria, Calif. (Righetti HS)
22	Reid Travis	F	6-8	245	Jr.	Minneapolis, Minn. (DeLaSalle HS)
25	Blake Pagon	G	6-4	190	So.	Haymarket, Va. (Battlefield HS)
33	Trevor Stanback	F	6-11	220	So.	Pasadena, Calif. (Maranatha HS)





**0** Kezie Okpala

F • 6-8 • 195 • Fr.  
Los Angeles, Calif.  
Esperanza HS



**1** Daejon Davis

G • 6-3 • 175 • Fr.  
Seattle, Wash.  
Garfield HS




**2** Robert Cartwright

G • 6-2 • 180 • R-Jr.  
Pasadena, Calif.  
Flintridge Prep



**4** Isaac White

G • 6-1 • 185 • Fr.  
Adelaide, Australia  
Sacred Heart College HS




**5** Kodye Pugh

F • 6-8 • 205 • R-Fr.  
Baltimore, Md.  
Blair Academy (N.J.)



**10** Michael Humphrey

F • 6-9 • 245 • Sr.  
Phoenix, Ariz.  
Sunnyslope HS



**11** Dorian Pickens

G • 6-5 • 215 • Sr.  
Phoenix, Ariz.  
Pinnacle HS



**13** Oscar Da Silva

F • 6-9 • 210 • Fr.  
Munich, Germany  
Ludwig Gymnasium



**14** Marcus Sheffield

F • 6-5 • 180 • Jr.  
Alpharetta, Ga.  
Chattahoochee HS



**15** Rodney Herenton

G • 6-1 • 155 • So.  
Chicago, Ill.  
Stevenson HS



**20** Josh Sharma

C • 7-0 • 220 • Jr.  
Lexington, Mass.  
Northfield Mount Hermon School



**21** Cameron Walker

F • 6-7 • 200 • Jr.  
Santa Maria, Calif.  
Righetti HS



**22** Reid Travis

F • 6-8 • 245 • R-Jr.  
Minneapolis, Minn.  
DeLaSalle HS



**25** Blake Pagon

G • 6-4 • 190 • So.  
Haymarket, Va.  
Battlefield HS



**33** Trevor Stanback

F • 6-11 • 220 • So.  
Pasadena, Calif  
Maranatha HS



**Jerod Haase**

Anne and Tony Joseph Director of Men's Basketball



**Jeff Wulbrun**

James C. Gaither Assistant Coach of Men's Basketball



**Adam Cohen**

Assistant Coach



**Jesse Pruitt**

Assistant Coach



**Tom Orlich**

Assistant to the Head Coach



**John Janovsky**

Director of Operations



**Brandon Dunson**

Director of Basketball Development



**Cory Schlesinger**

Sports Performance Coach



**Dominic Vincentini**

Athletic Trainer

**SNAPSHOT OF TRAVIS' STANDOUT 2016-17 SEASON**

- First Team All-Pac-12 selection, NABC Second Team All-District pick
- Only Pac-12 player and one of only five individuals in the top six conferences to finish last season ranked in the top five in pts. and rebounds
- Led Stanford in nine categories, including scoring (470, 17.4 ppg), rebounding (239, 8.9 rpg), offensive rebounding (93, 3.4 orpg), defensive rebounding (146, 5.4 drpg), field goals made (176), field goal attempted (304), field goal percentage (.579), FTs made (118), FTs attempted (181)
- Ranked in the top seven in the Pac-12 in seven categories, including scoring (17.4 ppg, fourth), rebounding (8.9, fifth), offensive rebounding (3.4, first), field goal percentage (.579, sixth), double-doubles (9, seventh), FTs attempted (181, second) and FTs made (118, third).
- Career-high 29 points and nine rebounds at No. 4 Kansas

**TRAVIS SEEING DOUBLE**

Reid Travis has posted 11 career double-doubles

Date	Opponent	Minutes	Points	Rebounds
March 17, 2015	UC Davis	23	10	10
Nov. 11, 2016	Harvard	31	24	17
Nov. 17, 2016	Weber State	32	22	15
Nov. 24, 2016	Miami	33	11	10
Nov. 25, 2016	Indiana State	31	19	12
Dec. 16, 2016	Cal State East Bay	22	24	13
Dec. 22, 2016	Idaho	35	20	12
Feb. 8, 2017	Arizona	36	26	11
Feb. 11, 2017	Arizona State	35	17	11
Feb. 25, 2017	Oregon	35	27	14
Nov. 10, 2017	Cal Poly	35	26	12

**AGAINST EASTERN WASHINGTON**

Tuesday marks the first ever meeting between Stanford and Eastern Washington on the hardwood.

**AGAINST THE BIG SKY CONFERENCE**

Stanford owns a 17-2 record against teams currently in the Big Sky Conference. The Cardinal's most recent Big Sky opponent was Weber State. Stanford defeated the Wildcats, 67-49, at Maples Pavilion on Nov. 17, 2016.

**WHITE POSTS BEST DEBUT MARK SINCE 1977 (VS. FAMILIAR OPP.)**

Freshman Isaac White's 17-point performance against Cal Poly on Friday was the second-most points by a true freshman in his collegiate debut in the 103-year history of the program.

**Top scoring totals by a freshman in their collegiate debut**

Name	Points	Date	Opponent
Mark Pitchford	28	Nov. 25, 1977	Cal Poly
<b>Isaac White</b>	<b>17</b>	<b>Nov. 10, 2017</b>	<b>Cal Poly</b>
Todd Lichti	15	Nov. 26, 1985	George Washington
Chasson Randle	15	Nov. 11, 2011	Central Arkansas

**FRESHMAN FOCUS**

Despite one of the most veteran rosters in the nation, Stanford's freshman class has contributed valuable minutes. Three freshmen - Daejon Davis, Oscar Da Silva and Isaac White - are averaging more than 20 minutes per game. White ranks third on the team in scoring with 11.0 ppg. In Sunday's win over Pacific, the Cardinal started a pair of freshmen in Daejon Davis and Isaac White at the two guard positions. It's the first time two true freshmen guards have started in the same game since John Paye and Novian Whitsitt started against Cal on Feb. 10, 1984.

**GAME-BY-GAME STARTERS**

Opponent	G	G	F	F	C
<b>Cal Poly</b>	Cartwright	White	Pickens	Travis	Humphrey
<b>Pacific</b>	Davis	White	Pickens	Travis	Humphrey
<b>E. Washington</b>					
<b>Northeastern</b>					
<b>North Carolina</b>					
vs. Florida					
vs. TBD					
vs. TBD					
<b>Montana</b>					
at Long Beach State					
<b>Denver</b>					
<b>USF</b>					
vs. Kansas					
<b>California</b>					
<b>UCLA</b>					
<b>USC</b>					
at WSU					
at Washington					
<b>Arizona State</b>					
<b>Arizona</b>					
at USC					
at UCLA					
<b>Oregon State</b>					
<b>Oregon</b>					
at Utah					
at Colorado					
at California					
<b>Washington</b>					
<b>WSU</b>					
at Arizona					
at Arizona State					

**CAREER STARTS**

Name	Career	2017-18
Michael Humphrey	60	2
Dorian Pickens	53	2
Reid Travis	49	2
Robert Cartwright	14	1
Marcus Sheffield	9	-
Isaac White	2	2
Daejon Davis	1	1
Cameron Walker	1	-



### Stanford's Record When

Scoring First	1-0
Opponent Scores First	1-0
Lead at Half	2-0
Trail at Half	0-0
Tied at Half	0-0
Overtime	0-0
vs. Top 25	0-0
Decided by 1-4 Points	0-0
Decided by 5-9 Points	1-0
Decided by 10+ Points	1-0
Scoring 100+	0-0
Scoring 90-99	0-0
Scoring 80-89	1-0
Scoring 70-79	1-0
Scoring 60-69	0-0
Scoring 50-59	0-0
Scoring 40-49	0-0
Opp. Scoring 90-99	0-0
Opp. Scoring 80-89	1-0
Opp. Scoring 70-79	0-0
Opp. Scoring 60-69	1-0
Opp. Scoring 50-59	0-0
Opp. 49 or Fewer	0-0
Shoot 50% or better	0-0
Opp. shoots 50% or better	0-0
Better FG% than Opp.	1-0
FG% is Equal	0-0
Opp. Better FG%	1-0
Outrebounding Opp.	2-0
Rebounds are Equal	0-0
Outrebounded by Opp.	0-0
Fewer TO than Opp.	0-0
Turnovers are Equal	0-0
More TO than Opp.	2-0
6 in Double Figures	0-0
5 in Double Figures	0-0
4 in Double Figures	1-0
Bench Scores More	0-0
Opp. Bench Scores More	2-0
Bench scoring tied	0-0
Wearing Black	0-0
Wearing White	2-0
Wearing Cardinal	0-0
Wearing Gray	0-0
On ESPN/2/U	0-0
On Pac-12 Networks	2-0
On FS1	0-0
On FOX	0-0
On CBS	0-0

### EFFECTIVE AT THE FREE THROW LINE

Stanford owns the best free throw percentage in the Pac-12, shooting 83.9 percent (52-62) from the line in the first two games. The Cardinal was 35-of-39 from the FT line last time out against Pacific.

### PETER SAUER CAPTAINSHIP

Head coach Jerod Haase announced the establishment of the Peter Sauer Captainship in September, naming Reid Travis, Dorian Pickens and Michael Humphrey captains. The three will wear patches on their uniforms honoring the legacy of the late Peter Sauer, a team captain and leader of Stanford's 1998 Final Four team.

### TOP-TIER RECRUITING CLASS

Stanford signed a consensus top-25 national recruiting class and one of the highest rated classes in school history this off-season. Standout guards Daejon Davis (Seattle, Wash.) and Isaac White (Adelaide, Australia) signed in the spring, after the fall signings of Oscar da Silva (Munich, Germany) and MaxPreps High School All-America selection Kezie Okpala.

### CARDINAL UNDERWAY IN SECOND YEAR OF JEROD HAASE ERA

Head coach Jerod Haase, who has appeared in the NCAA Tournament 19 times as either a player or coach in his career, looks to lead the Cardinal back to the NCAA Tournament for the first time since Stanford's 2014 NCAA Sweet Sixteen run. Haase owns a 96-70 career record in his sixth season (four at UAB and two at Stanford) as a head coach.

### THE FOURTH-YEAR CLASS

The four members of Stanford's fourth-year class - Reid Travis, Dorian Pickens, Michael Humphrey and Robert Cartwright - accounted for 62.6 percent of the team's scoring and 55.4 of the team's rebounding last season. Pickens and Humphrey are true seniors, while Travis and Cartwright have each had their medical hardship waivers granted and are redshirt juniors with another year of eligibility remaining after this season. Cartwright missed the entire 2015-16 season with a compound fracture of his right forearm sustained in preseason practice on Nov. 2, 2015. Travis was forced to miss the final 22 games of the 2015-16 season with a right leg injury.

### PICKENS ON TARGET FROM BEYOND THE ARC

Dorian Pickens, the only player to start all 31 games last season, posted at least one three-pointer in all but four games, with multiple three-pointers in 19 contests during his junior season. He ranked ninth in the Pac-12 in three-point field goals made in conference play (39, 2.2) and 11th overall (67, 2.2) last year. Pickens was Stanford's leading three-point shooter (67-of-169, 39.6 percent). The forward registered a career-high seven three-pointers (7-of-10) against Idaho last season. He connected on the game-winning trifecta against Indiana State with 2.0 seconds left. Pickens' 0-for-5 performance from three-point range in last Friday's season opener was only the second time in the last 11 games he did not post at least one three-point field goal in a game.

#### Pickens' games with four or more three-pointers last season

Date	Game	3PM	3PA	PCT	Points
11/20/16	CSUN	4	6	66.7	17
12/22/16	Idaho	7	10	70.0	25
2/25/17	Oregon	6	8	75.0	18
3/4/17	Utah	5	7	71.4	20

### HUMPHREY CONTROLLING THE GLASS

Michael Humphrey, who was among the Pac-12 leaders in rebounding last season, leads the conference in rebounding this season with an average of 13.5 rpg. He posted a career-high 18 rebounds against Pacific on Sunday.

### FIFTH IN PAC-12 PRESEASON POLL

Stanford was selected fifth in the Pac-12 Conference media preseason poll. The Cardinal totaled 182 points to place fifth in a vote of the media members that regularly cover the conference.

### FLOOR BURNS

Dorian Pickens .....	3	Josh Sharma .....	1
Reid Travis .....	3	Oscar Da Silva.....	1
Michael Humphrey .....	2	Daejon Davis.....	1
Robert Cartwright .....	2	<b>TOTAL .....</b>	<b>13</b>





**The Anne and Tony Joseph  
Director of Men's Basketball  
Jerod Haase**

**Overall:** 96-70 (Sixth Season)  
**Stanford:** 16-17 (Second Season)

After being introduced as the Anne and Tony Joseph Director of Men's Basketball by Jaquish & Kenninger Director of Athletics Bernard Muir on March 25, 2016, Jerod Haase developed a strong relationship with his program and instilled an invested, tough and selfless attitude among his student-athletes.

In his first year at the helm of the Cardinal program, Stanford posted 14 wins against one of the toughest schedules in the nation. Redshirt sophomore Reid Travis earned First Team All-Pac-12 and NABC All-District honors, developing into one of the top players in the conference on both ends of the court. His program finished in the top-10 percent among men's basketball programs nationally in the classroom as well.

Haase and his staff signed a top-tier recruiting class that is rated as high as No. 10 nationally in the 2017 rankings, welcoming the four-member class to The Farm for the 2017-18 season.

Haase arrived on The Farm prior to the 2016-17 season after completing his fourth season as the head coach at UAB, where he led the Blazers to a regular-season Conference USA championship in 2016 and the program's 15th all-time NCAA Tournament appearance in 2015. Haase compiled an 80-53 overall record while improving the Blazers' win total every year.

Tabbed the 2016 Gene Bartow Conference USA Coach of the Year, Haase led the Blazers to a 26-5 overall record and a 16-2 conference mark while capturing their first regular-season title since 2011. Along the way, UAB established school records for overall victories (26), conference wins (16), road wins (10) and consecutive victories (14). Also named the 2016 National Association of Basketball Coaches (NABC) All-District Coach, Haase directed the Blazers to an NIT berth for the 12th time in school history. UAB also finished 16-0 at home in his final season at the helm of the Blazers, extending the nation's fifth-longest home winning streak to 25, while ranking among the nation's best in field goal percentage (.478 - 24th), assists per game (18.4 - 4th) and blocks per game (4th - 6.1).

Under Haase's guidance, UAB returned to the NCAA Tournament in 2015, shocking No. 3 seed Iowa State, 60-59, in the second round for the Blazers' first NCAA victory since 2005. UAB reached the Big Dance after claiming the program's first Conference USA Tournament title despite being seeded No. 4. The triumph marked UAB's first league tournament title since 1987, when the Blazers won the Sun Belt Conference Tournament. More impressively, Haase successfully developed a roster comprised of 10 underclassmen - all players recruited by Haase and his staff - and finished 20-16 overall while guiding the third-youngest team in NCAA Division I.

The Blazers made impressive strides under Haase's leadership during the 2013-14 campaign, finishing 18-13 overall while notching three victories against teams that qualified for the NCAA Tournament. Of UAB's 18 victories, perhaps none were more impressive than the Blazers' 63-59 home win against No. 16 North Carolina. UAB was ranked in the top five nationally in rebounding throughout the season and finished the year ranked second in the country at 44.5 boards per game.

During Haase's first year with the Blazers in 2012-13, UAB won six of its final nine regular-season Conference USA games and collected a victory in the conference tournament.

Prior to arriving at UAB, Haase played for Roy Williams at Kansas and spent 13 years on Williams' staff with the Jayhawks and Tar Heels. A 1997 graduate of Kansas with a degree in business administration, Haase got his start as Kansas' Director of Operations from 1999-2003. During that time, the Jayhawks reached the 2002 Final Four and the national championship game in 2003.

When Williams was named head coach at North Carolina prior to the 2003-04 season, he brought Haase with him as an assistant coach and director of operations, a title Haase held from 2003-09. Haase then served exclusively as an assistant coach during his final three seasons with the Tar Heels.

A native of South Lake Tahoe, Haase attended California in 1992-93 before transferring to Kansas. He helped lead the Jayhawks to three consecutive conference titles and finished his career ranked in the school's top 10 in assists, three-point field goals and steals. Haase started 99 of 101 games at Kansas and scored 1,264 points, averaging 12.5 per game and reaching double figures 74 times. While at Kansas, Haase was a candidate for the Naismith and Wooden Awards.

As a senior in 1996-97, Haase started alongside Jacque Vaughn, Scot Pollard, Paul Pierce and Raef LaFrentz as Kansas finished with a 34-2 record while averaging 12.0 points per game despite playing with a broken wrist. As a sophomore in 1994-95, Haase averaged 15.0 points and was named the Big Eight Conference Newcomer of the Year and also tabbed a second-team all-conference selection.

Haase was a first-team GTE Academic All-American as a senior, a second-team Academic All-American as a junior and a three-time academic all-conference pick. The Jayhawks' Male Scholar-Athlete of the Year in 1997, Haase later earned a master's degree in business at Kansas in 2000.

Haase started 23 games in 1992-93 as a freshman at California, teaming with Jason Kidd in the backcourt.

In 2017, Haase joined the National Advisory Board of the Positive Coaching Alliance, the organization that uses the power of positive reinforcement to pursue winning and the more important goal of teaching life lessons through sports.

Haase, 42, and his wife, the former Mindy Meidinger, have three children: Gavin (10), Garrett (7) and Gabrielle (4).

## HAASE'S HEAD COACHING CAREER

Year	School	Overall	Postseason
2012-13	UAB	16-17	
2013-14	UAB	18-13	
2014-15	UAB	20-16	NCAA Third Round
2015-16	UAB	26-7	NIT First Round
2016-17	Stanford	14-16	
2017-18	Stanford	2-0	
<b>Sixth Season</b>		<b>96-70</b>	<b>2 Appearances</b>

## COACHING CAREER

**2016-Present:** Head Coach (Stanford)

**2012-16:** Head Coach (UAB)

**2004-05, 2006-07, 2008-09:** Director of Operations (North Carolina)

**2003-04, 2005-06, 2007-08, 2009-12:** Assistant Coach (North Carolina)

**1999-2003:** Administrative Assistant (Kansas)

## COLLEGE CAREER/HONORS

**1992-93:** California

**1994-97:** Kansas

Big Eight Newcomer of the Year (1995)

Second Team All-Big Eight (1995)

Big Eight All-Defensive Team (1996)

Third Team All-Big XII (1996)

GTE Second Team Academic All-American (1996)

GTE First Team Academic All-American (1997)

Kansas Male Scholar Athlete of the Year (1997)

## PERSONAL

**Birthdate:** April 1, 1974

**Age:** 42

**Hometown:** South Lake Tahoe, Calif.

**Education:** Kansas (B.S., Business Administration, 1997), Kansas (M.S., Business, 2000)

**Wife:** Mindy

**Children:** Gavin (11), Garrett (7) and Gabrielle (4)



# THE LAST TIME

## TEAM

### Scored 100 points

Stanford ..... 103, vs. BYU (11-11-13)  
Opponent..... 112, vs. BYU (11-11-13)

### Scored less than 50 points

Stanford ..... 49, at SMU (12-19-16)  
Opponent..... 46, at Oregon State (1-19-17)

### Scored less than 40 points

Stanford ..... 39, at Washington State (2-25-06)  
Opponent..... 38, vs. Carroll College (12-27-15)

### Overtime game

Stanford win ..... vs. Utah (70-68 on 1-1-16)  
Stanford loss..... at UCLA (86-61 in 2OT on 1-8-15)

### Double Overtime game

Stanford win ..... at Oregon State (103-101 in 4OT on 1-7-12)  
Stanford loss..... at UCLA (86-61 in 2OT on 1-8-15)

### 40-point win

Stanford ..... Stanford 83, Carroll College 38 (12-27-15)  
Opponent..... Oregon State 81, Stanford 38 (1-11-82)

### 50-point win

Stanford ..... Stanford 111, Harvard 56 (11-9-07)  
Opponent..... never

### 60 points in a half

Stanford ..... 63 (1st half), vs. Harvard (11-9-07)  
Opponent..... 60 (2nd half), at USC (1-26-02)

### Between 16-20 points in a half

Stanford ..... 19 (1st half), at SMU (12-19-16)  
Opponent..... 20 (1st half), vs. Weber State (11-17-16)

### 15 points or less in a half

Stanford ..... 12 (1st half), vs. Santa Clara (12-16-06)  
Opponent..... 14 (1st half), vs. Arkansas-Pine Bluff (12-29-14)

### 50 rebounds by a team

Stanford ..... 55, vs. Villanova (11-26-15)  
Opponent..... 51, at UCLA (1-8-15)

### 12 or more three-pointers in a game

Stanford ..... 15, at UCLA (1-8-15)  
Opponent..... 12, vs. Arizona State (2-11-17)

### 10 or more steals in a game

Stanford ..... 13, vs. Oregon State (2-22-17)  
Opponent..... 10, Utah (3-4-17)

### 25 turnovers in a game

Stanford ..... 27, at USC (1-26-02)  
Opponent..... 25, vs. Arkansas-Pine Bluff (12-29-14)

### Five players scoring in double digits

Stanford ..... 5, vs. CSUN (11-15-16)  
Opponent..... 6, at Colorado (3/2/17)

### More than five players scoring in double digits

Stanford ..... 6, vs. Green Bay (11-13-15)  
Opponent..... 6, at Colorado (3/2/17)

## INDIVIDUAL

### Player recorded a double-double

Stanford ..... Michael Humphrey (26 pts/18 rebs), vs. Pacific (11-12-17)  
Opponent..... Ivan Rabb (16 pts/13 rebs), vs. California (2-17-17)

### Two players recorded a double-double

Stanford.... Travis (17 pts/11 rebs)/Humphrey (16 pts/13 rebs), at ASU (2-11-17)  
Opponent..... Kevon Looney/Tony Parker, at UCLA (1-8-15)

### Player recorded a triple-double

Stanford..... Brook Lopez (18 pts/11 reb/12 blk), vs. USC (1-25-07)  
Opponent..... Kyle Weaver (14 pts/13 reb/10 ast), vs. Wash. St. (1-13-07)

### Game decided by buzzer-beater

Stanford win ..... Lawrence Hill, at Virginia (1-7-07)  
Stanford loss..... Lamont Jones, vs. Arizona (2-27-10)

### 30 points

Stanford ..... Marcus Sheffield (35), vs. Arizona State (12-30-16)  
Opponent..... Markelle Fultz (34), vs. Washington (1-14-17)

### 40 points

Stanford ..... Casey Jacobsen (41), vs. Oregon (2-7-02)  
Opponent..... Damon Stoudamire (45), vs. Arizona (1-14-95)

### Two players with 20 or more points

Stanford ..... Humphrey (26)/Travis (23), vs. Pacific (11-12-17)  
Opponent ..... Graham (30)/Holder (25), vs. Arizona State (12-30-16)

### Three players with 20 or more points

Stanford ..... Brown (21)/Randle (21)/Nastic (20), vs. Arizona St. (1-24-15)  
Opponent..... Moore (25)/Brown (23)/Carmichael (21), vs. Illinois St. (3-19-12)

### No double digit scorer

Stanford ..... at USC (1-20-11)  
Opponent..... vs. Carroll College (12-27-15)

### 12 field goals

Stanford ..... Michael Humphrey (12), vs. UCLA (2-27-16)  
Opponent..... Markelle Fultz (12), vs. Washington (1-14-17)

### 7 three-pointers

Stanford ..... Dorian Pickens (7), vs. Idaho (12-22-16)  
Opponent ..... Jabari Bird (7), vs. California (2-17-17)

### 15 free throws

Stanford ..... Reid Travis (19), at Kansas (12-3-16)  
Opponent..... Jared Cunningham (15), vs. Oregon State (3-9-11)

### 15 rebounds

Stanford ..... Michael Humphrey (18), vs. Pacific (11-12-17)  
Opponent..... Kevon Looney (19), at UCLA (1-8-15)

### 20 rebounds

Stanford ..... Matt Haryasz (20), vs. Oregon (1-29-05)  
Opponent..... Andre Roberson (20), at Colorado (1-24-13)

### Three players with 10 or more rebounds

Stanford ..... Travis (12)/R. Allen (10)/Pickens (10), vs. Villanova (11-26-15)  
Opponent..... Johnson (13)/Scott (10), at Colorado (2-15-15)

### 10 assists

Stanford ..... Christian Sanders (10), vs. Oregon (2-13-16)  
Opponent..... T.J. McConnell (11), at Arizona (3-7-15)



### 2017-18 Stanford Basketball STANFORD Combined Team Statistics (as of Nov 13, 2017) All games

<b>RECORD:</b>	<b>OVERALL</b>	<b>HOME</b>	<b>AWAY</b>	<b>NEUTRAL</b>
ALL GAMES	2-0	2-0	0-0	0-0
CONFERENCE	0-0	0-0	0-0	0-0
NON-CONFERENCE	2-0	2-0	0-0	0-0

#	Player	gp-gs	min	avg	Total		3-Point		F-Throw		Rebounds				pf	dq	a	to	blk	stl	pts	avg
					fg-fga	fg%	3fg-fga	3fg%	ft-fa	ft%	off	def	tot	avg								
22	Travis, Reid	2-2	69	34.5	16-28	.571	1-4	.250	16-20	.800	7	11	18	9.0	3	0	7	4	0	2	49	24.5
10	Humphrey, Michael	2-2	59	29.5	6-14	.429	2-3	.667	12-14	.857	4	23	27	13.5	5	0	1	4	3	0	26	13.0
04	White, Isaac	2-2	49	24.5	7-16	.438	6-11	.545	2-4	.500	0	2	2	1.0	2	0	3	4	0	0	22	11.0
11	Pickens, Dorian	2-2	59	29.5	6-19	.316	2-13	.154	7-8	.875	1	8	9	4.5	3	0	5	4	0	2	21	10.5
02	Cartwright, Robert	2-1	55	27.5	6-14	.429	3-7	.429	4-4	1.000	0	2	2	1.0	3	0	9	4	0	2	19	9.5
13	Da Silva, Oscar	2-0	42	21.0	4-7	.571	1-1	1.000	5-6	.833	5	5	10	5.0	3	0	1	4	4	3	14	7.0
20	Sharma, Josh	2-0	19	9.5	3-6	.500	0-3	.000	2-2	1.000	0	3	3	1.5	5	0	1	2	1	0	8	4.0
01	Davis, Daejon	1-1	26	26.0	1-2	.500	0-0	.000	2-2	1.000	0	1	1	1.0	4	0	5	3	0	2	4	4.0
05	Pugh, Kodye	2-0	16	8.0	0-1	.000	0-1	.000	2-2	1.000	0	1	1	0.5	4	0	0	1	0	1	2	1.0
33	Stanback, Trevor	2-0	4	2.0	1-1	1.000	0-0	.000	0-0	.000	0	0	0	0.0	1	0	0	0	0	0	2	1.0
15	Herenton, Rodney	1-0	1	1.0	0-0	.000	0-0	.000	0-0	.000	0	0	0	0.0	0	0	0	0	0	0	0	0.0
25	Pagon, Blake	1-0	1	1.0	0-0	.000	0-0	.000	0-0	.000	0	1	1	1.0	0	0	0	0	0	0	0	0.0
Team											2	5	7									
Total.....		2	400		50-108	.463	15-43	.349	52-62	.839	19	62	81	40.5	33	0	32	30	8	12	167	83.5
Opponents.....		2	400		54-128	.422	14-39	.359	20-30	.667	15	44	59	29.5	51	6	22	23	7	17	142	71.0

<b>TEAM STATISTICS</b>	<b>STAN</b>	<b>OPP</b>	<b>Date</b>	<b>Opponent</b>	<b>Score</b>	<b>Att.</b>
SCORING	167	142	11/10/17	CAL POLY	w 78-62	6276
Points per game	83.5	71.0	11/12/17	PACIFIC	w 89-80	3103
Scoring margin	+12.5	-				
FIELD GOALS-ATT	50-108	54-128	* - Conference game			
Field goal pct	.463	.422				
3 POINT FG-ATT	15-43	14-39				
3-point FG pct	.349	.359				
3-pt FG made per game	7.5	7.0				
FREE THROWS-ATT	52-62	20-30				
Free throw pct	.839	.667				
F-Throws made per game	26.0	10.0				
REBOUNDS	81	59				
Rebounds per game	40.5	29.5				
Rebounding margin	+11.0	-				
ASSISTS	32	22				
Assists per game	16.0	11.0				
TURNOVERS	30	23				
Turnovers per game	15.0	11.5				
Turnover margin	-3.5	-				
Assist/turnover ratio	1.1	1.0				
STEALS	12	17				
Steals per game	6.0	8.5				
BLOCKS	8	7				
Blocks per game	4.0	3.5				
ATTENDANCE	9379	0				
Home games-Avg/Game	2-4690	0-0				
Neutral site-Avg/Game	-	0-0				

<b>Score by Periods</b>	<b>1st</b>	<b>2nd</b>	<b>Totals</b>
STANFORD	91	76	167
Opponents	55	87	142





## STANFORD Team Game-by-Game (as of Nov 13, 2017)

### All games

#### TEAM STATISTICS

Opponent	Date	Score		Total		3-Pointers		Free throws		Rebounds				pf	a	t/o	blk	stl	pts	avg
				fg-fga	pct	3fg-fga	pct	ft-fga	pct	off	def	tot	avg							
CAL POLY	11/10/17	78-62	W	26-53	.491	9-19	.474	17-23	.739	11	30	41	41.0	10	13	16	4	6	78	78.0
PACIFIC	11/12/17	89-80	W	24-55	.436	6-24	.250	35-39	.897	8	32	40	40.5	23	19	14	4	6	89	83.5
STANFORD		167		50-108	.463	15-43	.349	52-62	.839	19	62	81	40.5	33	32	30	8	12	167	83.5
Opponents		142		54-128	.422	14-39	.359	20-30	.667	15	44	59	29.5	51	22	23	7	17	142	71.0

Games played: 2  
 Points/game: 83.5  
 FG Pct: 46.3  
 3FG Pct: 34.9  
 FT Pct: 83.9

Rebounds/game: 40.5  
 Assists/game: 16.0  
 Turnovers/game: 15.0  
 Assist/turnover ratio: 1.1  
 Steals/game: 6.0  
 Blocks/game: 4.0

## STANFORD Opponent Game-by-Game (as of Nov 13, 2017)

### All games

#### OPPONENT STATISTICS

Opponent	Date	Score		Total		3-Pointers		Free throws		Rebounds				pf	a	t/o	blk	stl	pts	avg
				fg-fga	pct	3fg-fga	pct	ft-fga	pct	off	def	tot	avg							
CAL POLY	11/10/17	78-62	W	23-60	.383	10-25	.400	6-9	.667	5	19	24	24.0	24	11	11	4	8	62	62.0
PACIFIC	11/12/17	89-80	W	31-68	.456	4-14	.286	14-21	.667	10	25	35	29.5	27	11	12	3	9	80	71.0
Opponents		142		54-128	.422	14-39	.359	20-30	.667	15	44	59	29.5	51	22	23	7	17	142	71.0
STANFORD		167		50-108	.463	15-43	.349	52-62	.839	19	62	81	40.5	33	32	30	8	12	167	83.5

Games played: 2  
 Points/game: 71.0  
 FG Pct: 42.2  
 3FG Pct: 35.9  
 FT Pct: 66.7

Rebounds/game: 29.5  
 Assists/game: 11.0  
 Turnovers/game: 11.5  
 Assist/turnover ratio: 1.0  
 Steals/game: 8.5  
 Blocks/game: 3.5



**2017-18 Stanford Basketball**  
**STANFORD Team High/Low Analysis (as of Nov 13, 2017)**  
**All games**

**STANFORD - TEAM GAME HIGHS**

POINTS	89	PACIFIC (11/12/17)
	78	CAL POLY (11/10/17)
FIELD GOALS MADE	26	CAL POLY (11/10/17)
	24	PACIFIC (11/12/17)
FIELD GOAL ATTEMPTS	55	PACIFIC (11/12/17)
	53	CAL POLY (11/10/17)
FIELD GOAL PERCENTAGE	.491 (26-53)	CAL POLY (11/10/17)
	.436 (24-55)	PACIFIC (11/12/17)
3 PT FIELD GOALS MADE	9	CAL POLY (11/10/17)
	6	PACIFIC (11/12/17)
3 PT FG ATTEMPTS	24	PACIFIC (11/12/17)
	19	CAL POLY (11/10/17)
3 PT FG PERCENTAGE	.474 (9-19)	CAL POLY (11/10/17)
	.250 (6-24)	PACIFIC (11/12/17)
FREE THROWS MADE	35	PACIFIC (11/12/17)
	17	CAL POLY (11/10/17)
FREE THROW ATTEMPTS	39	PACIFIC (11/12/17)
	23	CAL POLY (11/10/17)
FREE THROW PERCENTAGE	.897 (35-39)	PACIFIC (11/12/17)
	.739 (17-23)	CAL POLY (11/10/17)
REBOUNDS	41	CAL POLY (11/10/17)
	40	PACIFIC (11/12/17)
ASSISTS	19	PACIFIC (11/12/17)
	13	CAL POLY (11/10/17)
STEALS	6	PACIFIC (11/12/17)
	6	CAL POLY (11/10/17)
BLOCKED SHOTS	4	PACIFIC (11/12/17)
	4	CAL POLY (11/10/17)
TURNOVERS	16	CAL POLY (11/10/17)
	14	PACIFIC (11/12/17)
FOULS	23	PACIFIC (11/12/17)
	10	CAL POLY (11/10/17)



**2017-18 Stanford Basketball**  
**STANFORD High/Low Analysis (as of Nov 13, 2017)**  
**All games**

**Opponent - GAME HIGHS**

POINTS	80	PACIFIC (11/12/17)
	62	CAL POLY (11/10/17)
FIELD GOALS MADE	31	PACIFIC (11/12/17)
	23	CAL POLY (11/10/17)
FIELD GOAL ATTEMPTS	68	PACIFIC (11/12/17)
	60	CAL POLY (11/10/17)
FIELD GOAL PERCENTAGE	.456 (31-68)	PACIFIC (11/12/17)
	.383 (23-60)	CAL POLY (11/10/17)
3 PT FIELD GOALS MADE	10	CAL POLY (11/10/17)
	4	PACIFIC (11/12/17)
3 PT FG ATTEMPTS	25	CAL POLY (11/10/17)
	14	PACIFIC (11/12/17)
3 PT FG PERCENTAGE	.400 (10-25)	CAL POLY (11/10/17)
	.286 (4-14)	PACIFIC (11/12/17)
FREE THROWS MADE	14	PACIFIC (11/12/17)
	6	CAL POLY (11/10/17)
FREE THROW ATTEMPTS	21	PACIFIC (11/12/17)
	9	CAL POLY (11/10/17)
FREE THROW PERCENTAGE	.667 (14-21)	PACIFIC (11/12/17)
	.667 (6-9)	CAL POLY (11/10/17)
REBOUNDS	35	PACIFIC (11/12/17)
	24	CAL POLY (11/10/17)
ASSISTS	11	PACIFIC (11/12/17)
	11	CAL POLY (11/10/17)
STEALS	9	PACIFIC (11/12/17)
	8	CAL POLY (11/10/17)
BLOCKED SHOTS	4	CAL POLY (11/10/17)
	3	PACIFIC (11/12/17)
TURNOVERS	12	PACIFIC (11/12/17)
	11	CAL POLY (11/10/17)
FOULS	27	PACIFIC (11/12/17)
	24	CAL POLY (11/10/17)



**2017-18 Stanford Basketball**  
**STANFORD Player High/Low Analysis (as of Nov 13, 2017)**  
**All games**

**STANFORD - INDIVIDUAL GAME HIGHS**

Points	26		Humphrey, Michael vs PACIFIC (11/12/17)
	26		Travis, Reid vs CAL POLY (11/10/17)
	23		Travis, Reid vs PACIFIC (11/12/17)
	17		White, Isaac vs CAL POLY (11/10/17)
	11		Pickens, Dorian vs PACIFIC (11/12/17)
Field Goals Made	9		Travis, Reid vs CAL POLY (11/10/17)
	7		Travis, Reid vs PACIFIC (11/12/17)
Field Goal Att.	16		Travis, Reid vs CAL POLY (11/10/17)
	12		Travis, Reid vs PACIFIC (11/12/17)
	12		Humphrey, Michael vs PACIFIC (11/12/17)
FG Pct (min 5 made)	.583	(7-12)	Travis, Reid vs PACIFIC (11/12/17)
	.563	(9-16)	Travis, Reid vs CAL POLY (11/10/17)
3-Point FG Made	5		White, Isaac vs CAL POLY (11/10/17)
	2		Pickens, Dorian vs PACIFIC (11/12/17)
	2		Humphrey, Michael vs PACIFIC (11/12/17)
	2		Cartwright, Robert vs CAL POLY (11/10/17)
3-Point FG Att.	8		Pickens, Dorian vs PACIFIC (11/12/17)
	6		White, Isaac vs PACIFIC (11/12/17)
3-Pt FG Pct (min 2 made)	1.000	(5-5)	White, Isaac vs CAL POLY (11/10/17)
	.667	(2-3)	Humphrey, Michael vs PACIFIC (11/12/17)
Free Throws Made	12		Humphrey, Michael vs PACIFIC (11/12/17)
	9		Travis, Reid vs PACIFIC (11/12/17)
Free Throw Att.	14		Humphrey, Michael vs PACIFIC (11/12/17)
	10		Travis, Reid vs PACIFIC (11/12/17)
	10		Travis, Reid vs CAL POLY (11/10/17)
FT Pct (min 3 made)	1.000	(4-4)	Cartwright, Robert vs PACIFIC (11/12/17)
	1.000	(3-3)	Pickens, Dorian vs PACIFIC (11/12/17)
Rebounds	18		Humphrey, Michael vs PACIFIC (11/12/17)
	12		Travis, Reid vs CAL POLY (11/10/17)
Assists	5		Davis, Daejon vs PACIFIC (11/12/17)
	5		Cartwright, Robert vs PACIFIC (11/12/17)
Steals	2		Davis, Daejon vs PACIFIC (11/12/17)
	2		Da Silva, Oscar vs CAL POLY (11/10/17)
Blocked Shots	2		Humphrey, Michael vs PACIFIC (11/12/17)
	2		Da Silva, Oscar vs PACIFIC (11/12/17)
	2		Da Silva, Oscar vs CAL POLY (11/10/17)
Turnovers	4		Da Silva, Oscar vs CAL POLY (11/10/17)
	3		Humphrey, Michael vs PACIFIC (11/12/17)
	3		Pickens, Dorian vs PACIFIC (11/12/17)
	3		Davis, Daejon vs PACIFIC (11/12/17)
	3		Travis, Reid vs CAL POLY (11/10/17)
	3		Cartwright, Robert vs CAL POLY (11/10/17)
Fouls	4		Davis, Daejon vs PACIFIC (11/12/17)
	4		Humphrey, Michael vs PACIFIC (11/12/17)
	4		Pugh, Kodye vs CAL POLY (11/10/17)
Minutes	35		Travis, Reid vs CAL POLY (11/10/17)
	34		Travis, Reid vs PACIFIC (11/12/17)
	32		Cartwright, Robert vs CAL POLY (11/10/17)
	31		Humphrey, Michael vs PACIFIC (11/12/17)
	31		Pickens, Dorian vs PACIFIC (11/12/17)

