



STANFORD MEN'S BASKETBALL



@STANFORDMBB #GOSTANFORD

CONTACT: Zach Reynolds | 541.419.0615 | zreynold@stanford.edu

2022-23 SCHEDULE AND RESULTS

NOVEMBER

7 (Mon)	Pacific	W, 88-78	P12NET
11 (Fri)	Wisconsin (1)	L, 50-60	FS1
15 (Tue)	#17/19 San Diego State	L, 62-74	P12NET
18 (Fri)	Cal Poly	W, 80-43	P12NET
24 (Thu)	Ole Miss (2)	L, 68-72	ESPNU
25 (Fri)	Florida State (2)	W, 70-60	ESPNEWS
27 (Sun)	Memphis (2)	L, 48-56	ESPNU

DECEMBER

1 (Thu)	#21/21 UCLA *	L, 66-80	ESPN2
4 (Sun)	at Arizona State *	L, 64-68	ESPN2
16 (Fri)	Green Bay	W, 85-40	P12NET
18 (Sun)	#7/8 Texas (3)	10 a.m.	ESPN2
22 (Thu)	Loyola Chicago (4)	7 p.m.	P12NET
29 (Thu)	Colorado *	8 p.m.	ESPNU
31 (Sat)	Utah *	1 p.m.	P12NET

JANUARY

6 (Fri)	at California *	6 p.m.	ESPNU
12 (Thu)	at Washington *	8 p.m.	FS1
14 (Sat)	at Washington State *	5 p.m.	P12NET
19 (Thu)	Oregon State *	8 p.m.	P12NET
21 (Sat)	Oregon *	8 p.m.	FS1
25 (Wed)	Chicago State	7 p.m.	P12NET
28 (Sat)	California *	7 p.m.	ESPN2/U

FEBRUARY

2 (Thu)	at Utah *	5 p.m.	P12NET
5 (Sun)	at Colorado *	4 p.m.	FS1
9 (Thu)	Arizona State *	7 p.m.	FS1
11 (Sat)	Arizona *	TBA	ESPN/2
16 (Thu)	at UCLA *	8 p.m.	ESPN2
18 (Sat)	at USC *	TBA	ESPN2/U
23 (Thu)	Washington State *	8 p.m.	P12NET
26 (Sun)	Washington *	TBA	FS1

MARCH

2 (Thu)	at Oregon State *	6 p.m.	P12NET
4 (Sat)	at Oregon *	1 p.m.	CBS

* Pac-12 game

Bold indicates home game

- (1) at American Family Field, Milwaukee, Wis.
 - (2) at ESPN Wide World of Sports, Orlando, Fla.
 - (3) at American Airlines Center, Dallas, Texas
 - (4) at Kaiser Permanente Arena, Santa Cruz, Calif.
- All times listed PT



STANFORD
4-6, 0-2 Pac-12



#7/8 TEXAS
8-1, 0-0 Big 12

SETTING THE SCENE

Heading to the Lone Star State for its third neutral site event of the season, Stanford men's basketball will take on No. 7/8 Texas in the Pac-12 Coast-to-Coast Challenge at American Airlines Arena in Dallas on Sunday, Dec. 18. The contest tips at 10 a.m. PT on ESPN2.

THE OPENING TIP

- The Cardinal is 4-6 (0-2 Pac-12) to open the campaign, including home wins over Pacific (88-78), Cal Poly (80-43) and Green Bay (85-40) and a win over Florida State (70-60) at the ESPN Events Invite in Orlando.
- Through 10 games, Spencer Jones leads the team with 11.7 points per game, while five players are posting at least seven points per game.
- Harrison Ingram, who was Stanford's first Pac-12 Freshman of the Year since Casey Jacobsen in 2000, withdrew his name from the 2022 NBA Draft to return to The Farm for his sophomore campaign. He is averaging 9.8 points, 4.5 rebounds and a team-best 2.9 assists per game.
- The Cardinal returns eight of its top nine rotation players from a year ago, ranking sixth nationally in minutes continuity, per KenPom, while also bringing in the program's first transfer in 12 years and the first graduate transfer in program history in Michael Jones (Davidson). Jones had a game to remember in the season opener, with his 31 points the most by a Stanford player in his team debut on record.
- Spencer Jones paces the program in Pac-12 play with 15.5 points per game, which ranks eighth in the league. He also averages 4.0 offensive rebounds per game, which is the second-most league-wide.
- The Cardinal has faced a rigorous schedule, ranking 26th nationally per Ken Pom and with the 13th most difficult opposition defense. The NET rankings on Dec. 17 have 20 of Stanford's 31 games coming in quadrants one or two, with Stanford holding two more quadrant one opportunities in December against Texas and Utah.

FORCING TURNOVERS

The Cardinal defense has escalated its pressure over the past three games, averaging 10.7 steals per game and forcing 20 turnovers per night against UCLA, Arizona State and Green Bay. Green Bay was forced into a season-best 27 turnovers, which were the most for Stanford under head coach Jerod Haase, and the most for the Cardinal since causing 27 against UC Davis on Nov. 28, 2006.

POSSIBLE STARTERS

No.	Player	Pos.	Ht.	Wt.	Yr.	PPG	RPG	APG
5	Michael O'Connell	G	6-2	195	Jr.	4.0	2.2	1.8
14	Spencer Jones	F	6-7	225	Sr.	11.7	3.9	1.0
23	Brandon Angel	F	6-8	240	Jr.	7.7	3.9	1.2
42	Maxime Raynaud	F	7-1	250	So.	7.3	5.5	0.5
55	Harrison Ingram	F	6-7	230	So.	9.8	4.5	2.9

OFF THE BENCH

1	Isa Silva	G	6-4	190	So.	3.6	0.8	1.4
2	Roy Yuan	G	6-1	170	Sr.	0.0	0.0	0.0
3	Jarvis Moss	G	6-4	200	So.	4.0	1.5	0.3
10	Max Murrell	F	6-9	225	Jr.	4.6	2.7	0.7
11	Ryan Agarwal	G	6-6	190	Fr.	4.3	0.9	0.3
13	Michael Jones	G	6-5	205	Gr.	9.7	3.0	2.2
15	Benny Gealer	G	6-1	160	Fr.	3.0	2.0	3.0
21	Neal Begovich	F	6-9	230	R-Jr.	2.0	0.5	1.0
22	James Keefe	F	6-9	240	Sr.	5.6	5.4	1.3
24	Jaylen Thompson	F	6-8	195	Fr.	-	-	-
25	Josue Gil-Silva	G	6-1	185	Sr.	0.0	0.0	0.0

*Starters based on previous game

**ANNE AND TONY JOSEPH
DIRECTOR OF MEN'S BASKETBALL
JEROD HAASE**



In his first six seasons as Stanford's Anne and Tony Joseph Director of Men's Basketball, Jerod Haase has instilled an invested, tough and selfless attitude into the program.

Since arriving on The Farm, the Cardinal has won 98 games, recorded its best conference finish and most league wins in a decade and earned a postseason berth for the first time since 2015. The 2020 team was set to be post-season bound before the cancellation of the NCAA Tournament.

Stanford won 16 games in 2021-22, including the program's first win over an AP top-five opponent since 2007 and its first over a top-25 team on the road since 2014. Harrison Ingram was named Pac-12 Freshman of the Year – Stanford's first since 2000 – while Spencer Jones blossomed into an All-Pac-12 conference forward. Sam Beskind was named Pac-12 Scholar-Athlete of the Year, becoming the program's third honoree in the last five seasons.

The 2020-21 campaign was turned upside down by the COVID-19 global outbreak and subsequent restrictions in Santa Clara County, and Stanford showed its resilience and tenacity with a 14-13 overall record and 10 Pac-12 wins. The season included three wins over eventual Sweet 16 teams, two over Elite Eight programs, and a sweep of Arizona for the first time since 2008. Oscar da Silva established himself as one of the top forwards in the country as one of two players to average 18 points, six rebounds and two assists per game while shooting over 55 percent from the floor. He was also named the Pac-12 Scholar Athlete of the Year.

The Cardinal signed its third top-20 recruiting class in four seasons, led by five-star forward Harrison Ingram. Ingram gives the program a McDonald's All-American for the second-straight year, the first time in Stanford history the feat has been accomplished.

Stanford finished 20-12 overall in 2019-20, and remained solidly in contention for an NCAA Tournament berth throughout a season shortened by the COVID-19 global pandemic. Boasting the nation's No. 16-ranked scoring defense (KenPom No. 7), the Cardinal also shot its highest field goal percentage (.469) since 2003-04. The 20 wins marked Stanford's first such season since the 2014-15 campaign.

Haase and his staff capped the season with a top-10 national recruiting class for 2020 - it's second top-10 class since Haase joined the Cardinal - including top-five signee Ziaire Williams and four players rated at least four stars by one outlet.

Fueled by back-to-back top-25 recruiting classes, Haase's 2018-19 squad featured freshmen and sophomores accounting for 80 percent of the scoring and rebounding. In 2017-18, Haase guided Stanford to a third-place finish in the Pac-12 with 11 conference wins and earned a postseason berth for the first time in three years with a second-round appearance in the NIT.

During Haase's first season in 2016-17, Stanford posted 14 wins against a challenging schedule and finished among the nation's top-10 percent in the classroom. Haase was appointed Stanford's 18th head coach in school history on March 25, 2016.

At UAB, Haase led the Blazers to a regular-season Conference USA championship in 2016 and the program's 15th all-time NCAA Tournament berth in 2015. Haase compiled an 80-53 overall record in four seasons while improving the Blazers' win total every year.

YEAR	SCHOOL	OVERALL	POSTSEASON
2012-13	UAB	16-17	-
2013-14	UAB	18-13	-
2014-15	UAB	20-16	NCAA Third Round
2015-16	UAB	26-7	NIT First Round
2016-17	Stanford	14-17	-
2017-18	Stanford	19-16	NIT Second Round
2018-19	Stanford	15-16	-
2019-20	Stanford	20-12	Postseason Canceled
2020-21	Stanford	14-13	-
2021-22	Stanford	16-16	-
2022-23	Stanford	4-6	-
	OVR	182-149	3 appearances
	at Stanford	102-96	1 appearance
	at UAB	80-53	2 appearances

THE NET RESULT

Stanford enters the matchup with Texas at No. 102 in the NET Rankings (Dec. 17), with a NET SOS of 46 and an average opponent NET rank of 35. The matchup is the first of two remaining quadrant one opportunities for the Cardinal in December, along with Utah on Dec. 31.

vs. Quad 1: 0-4

vs. Quad 2: 0-2

vs. Quad 3: 0-0

vs. Quad 4: 4-0 (Wins over Cal Poly, Pacific, Florida State and Green Bay)

HIT THE GLASS

Stanford has been one of the nation's elite rebounding teams this season, ranking 19th nationally in defensive rebound percentage (78.1) and first among power conference teams. The Cardinal is also rebounding 31.1 percent of its offensive attempts, and boasts the third-best rebounding defense (31.4) in the Pac-12.

LAST TIME OUT

Stanford dominated both ends of the floor on Friday, Dec. 16, earning an 85-40 victory over visiting Green Bay at Maples Pavilion. Ryan Agarwal led the team with a career-high 11 points, while he was joined in double figures with 10 apiece from Spencer Jones, Brandon Angel and Jarvis Moss – the latter of whom also had a career high scoring output. James Keefe tallied eight points with a game-leading eight rebounds, while Isa Silva had four assists. Stanford forced Green Bay into 27 turnovers.

PRESEASON PROGNOSTICATION

Stanford was picked fifth in the Pac-12's preseason poll, earning one first place vote while slotting in behind UCLA, Arizona, Oregon and USC. Spencer Jones and Harrison Ingram were each on the Pac-12 preseason first team, with Stanford joining only UCLA and USC with multiple players on the first team. Ingram also earned a selection to the Julius Erving Small Forward of the Year watch list for the second consecutive season, as well as nods to the Naismith Trophy and Wooden Award watch lists.

JONESING FOR JONES

Spencer Jones garnered his first All-Pac-12 awards with honorable mention selections to the all-conference and all-defense teams last season. The swingman was the team's leading scorer at 12.0 points per game, while averaging 4.5 rebounds per night. He was one of six players league-wide last season to earn all-conference and all-defense honors. Establishing himself as one of the best 3-point shooters in program history, the sniper has 203 career threes, which ranks seventh all-time in program history. He is now three triples away from matching Anthony Goods '09 for sixth place.

Jones is averaging 11.7 points, 3.9 rebounds, 1.2 blocks and 1.0 steals per game through nine outings.

FIVE-STAR CLASS OF 2023

Adding a pair of highly-touted student-athletes to the program in the class of 2023, Stanford signed Kanaan Carlyle (Atlanta, Ga.) and Andrej Stojakovic (Carmichael, Calif.) to national letters of intent. Carlyle is rated a five-star prospect by Rivals and the 247 composite, ranking as high as the 19th-rated recruit in the country from Rivals. Stojakovic is also a five-star signee via the 247 composite rankings and is ranked No. 17 overall nationally by 247 Sports. Both prospects are rated in ESPN's top-30 overall, with Stanford one of just four schools nationally with multiple top-30 signees, joining Kentucky, Duke and Oregon. Stanford has multiple top-25 signees in the same class for the first time since 2006, when Brook and Robin Lopez committed to play on the Farm.

2022-23 ROSTER

No.	Player	Pos.	Ht.	Wt.	Yr.	Major	Hometown (Previous School)
1	Isa Silva	G	6-4	190	So.	Undeclared	Sacramento, Calif. (Jesuit)
2	Roy Yuan	G	6-1	175	Sr.	Computer Science	San Jose, Calif. (Saint Francis)
3	Jarvis Moss	G	6-4	200	So.	Undeclared	Concord, N.C. (Cannon School)
5	Michael O'Connell	G	6-2	195	Jr.	Economics	Mineola, N.Y. (Blair Academy (N.J.))
10	Max Murrell	F	6-9	225	Jr.	Computer Science	Omaha, Neb. (Millard North)
11	Ryan Agarwal	G	6-6	190	Fr.	Undeclared	Coppell, Texas (Coppell)
13	Michael Jones	G	6-5	205	Gr.	MS Statistics	Woodbury, Minn. (Woodbury/Davidson)
14	Spencer Jones	F	6-7	225	Sr.	Management Sci. and Engineering	Roeland Park, Kan. (Bishop Miege)
15	Benny Gealer	G	6-0	160	Fr.	Undeclared	San Pedro, Calif. (Rolling Hills Prep)
21	Neal Begovich	F	6-9	230	R-Jr.	Economics	San Francisco, Calif. (St. Ignatius College Prep)
22	James Keefe	F	6-9	240	Sr.	Economics	Los Angeles, Calif. (Loyola)
23	Brandon Angel	F	6-8	240	Jr.	Economics	San Diego, Calif. (Torrey Pines)
24	Jaylen Thompson	F	6-8	195	Fr.	Undeclared	Oakland, Calif. (Southern California Academy)
25	Josue Gil-Silva	G	6-1	185	Sr.	Mechanical Engineering	Salinas, Calif. (Alisal)
42	Maxime Raynaud	F	7-1	250	So.	Undeclared	Paris, France (Lycee Henri IV)
55	Harrison Ingram	F	6-7	230	So.	Undeclared	Dallas, Texas (St. Mark's)

PRONUNCIATION GUIDE

JEROD HAASE	Jared rhymes with pass	Rob EHSAN	EE-sahn
ISA SILVA	EE-suh	Roy YUAN	you-en
Max MURRELL	Mearl (rhymes with pearl)	Ryan AGARWAL	AG-are-wall
Benny GEALER	GHEE-ler	Neal BEGOVICH	BEG-oh-vitch
JOSUE GIL-SILVA	Ho-sway Heel-Silva	MAXIME RAYNAUD	Max-eem Ray-no

LAST SEASON'S MATCHUP

Stanford will face Texas in the Pac-12 Coast-to-Coast Challenge for the second year in a row, having taken on the Longhorns in Las Vegas last season. Texas won the matchup 60-53 despite 15 points and seven rebounds from Harrison Ingram. Stanford won the battle of the boards, but could not overcome 22 turnovers to earn the result.

RANKINGS REPORT

Stanford is 0-2 this season against ranked foes, falling to then-No. 17 San Diego State and No. 21 UCLA. The Cardinal boasts six wins over ranked opponents since the calendar turned to 2020, and two last season, including the program's first over a top-five opponent since 2007 (UCLA) and its first over a top-25 team on the road since 2014 (Texas). Both wins came in Stanford's season sweep of USC. The Cardinal will face a top-10 opponent on Sunday in Dallas against No. 7/8 Texas.

FRESHMAN OF THE YEAR RETURNS TO STANFORD

One of the most dynamic and versatile players in the country, Harrison Ingram was Stanford's first Pac-12 Freshman of the Year since 2000, and also garnered All-Pac-12 honorable mention status a year ago. He was Stanford's first Freshman of the Year since Casey Jacobsen, and just the fifth all-time, joining Brevin Knight (1994), Johnny Rogers (1982) and John Revelli (1981). He joins only Jacobsen in program history with all-conference and all-freshman recognition in the same year.

Ingram is the only rising sophomore in the country to have averaged 10 points, six rebounds and three assists per game last season, as he was joined by only Paolo Banchemo, the top pick in the 2022 NBA Draft, in meeting those benchmarks as true freshmen. The only first-year player in the league last year to average double-figure scoring, he won six Pac-12 Freshman of the Week awards, which is the second-most in conference history, behind only USC's Evan Mobley (2020-21), who won the honor seven times.

WELCOME HOME

Stanford's Harrison Ingram and Ryan Agarwal return home to Dallas to play the Mavericks arena, where alumnus Dwight Powell plies his trade. Agarwal has broken out over the last three games with 7.3 points per night on 54.5 percent shooting from deep, while Ingram has five double-digit scoring outputs.

CAREER HIGHS IN ORLANDO

Three Stanford players tallied career-highs in scoring at the ESPN Events Invitational, led by Harrison Ingram's 24 points against Ole Miss and Brandon Angel's 22 points vs. Florida State. Ingram averaged a team-leading 14.7 points per game in the tournament - a mark that was fifth best in the field. Jarvis Moss netted a career-best six points against Memphis, hitting the first two 3-pointers of his Stanford tenure.

LEADING THE PAC

The Cardinal boasts one of the top returning corps in the country, leading the Pac-12 in returning minutes, scoring and rebounding, while the program is one of just two power conference teams in the country to bring back eight of its top nine scorers from a year ago, joining TCU. Stanford ranks sixth nationally in minutes continuity, per KenPom, while lining up the eighth biggest team in the country.

STILL TIPPIN'; NOW FOR STANFORD

Michael Jones joined the Cardinal program in May in a groundbreaking moment, as Stanford's first graduate transfer in program history and the first transfer of any kind since 2009-10 (Andrew Zimmerman). Jones played his first three seasons at Davidson, and he led the Wildcats to the NCAA Tournament a year ago after averaging 11.8 points and 3.6 rebounds per game while shooting 42.1 percent from 3-point range. He is one of two returners in college basketball to have scored 400 points while shooting at least 46 percent from the floor, 42 percent from 3-point range and 84 percent from the free throw line (Isiah Mosley, Missouri) last season. Jones is earning master's degree in statistics at Stanford this fall.

SEASON OPENING SUCCESS

The Cardinal is 7-0 in season openers under head coach Jerod Haase, and the program has won 13 straight season debuts dating back to the 2010-11 campaign. Pacific was the third WCC team in that stretch to be Stanford's season-opening foe, and the Cardinal is 10-0 at home in season openers since 2010.

FLOOR BURNS

During his playing career at Kansas, Jerod Haase was known for his energy and passion on the court. Whether it be diving for loose balls or taking charges, Haase's trademark hustle was always on display. During his time with the Jayhawks, the "floor burns" statistic was created in his honor and is still tracked by the program. Haase totaled 167 floor burns during the 1996-97 season (4.6 per game). Stanford's individual totals (96 combined, 9.6 per game) are as follows:

James Keefe	16	Max Murrell	7
Harrison Ingram	14	Ryan Agarwal	4
Spencer Jones	13	Maxime Raynaud	4
Michael O'Connell	12		
Isa Silva	10		
Brandon Angel	8		
Michael Jones	8		

2022-23 PAC-12 STANDINGS

TEAM	CONFERENCE			OVERALL		
	W	L	PCT.	W	L	PCT.
1...Arizona State.....	2	0	1.000	10	1	909
....Utah	2	0	1.000	9	2	818
....UCLA	2	0	1.000	9	2	818
....USC	2	0	1.000	8	3	727
5...Arizona	1	1	.500	9	1	900
....Washington.....	1	1	.500	8	3	727
....Oregon	1	1	.500	6	5	545
....Oregon State.....	1	1	.500	5	6	455
9...Colorado	0	2	.000	6	5	545
....Washington State.	0	2	.000	4	5	444
.... Stanford	0	2	.000	4	6	400
....California	0	2	.000	0	11	000

*Through Dec. 16

INSIDE THE SERIES - TEXAS

Series History	Stanford trails, 2-4
Streak.....	L2
Last 5 Meetings.....	1-4
Last 10 Meetings.....	2-4
Under Jerod Haase.....	0-1
Jerod Haase vs. Chris Beard	0-1
Biggest Win	26, 1962-63
Biggest Loss	20, 2007-08
Most Points Scored.....	75, 2001-02
Most Points Allowed	83, 2001-02

STANFORD QUICK FACTS

Stanford University

Enrollment (undergraduate).....	7,645
Enrollment (total).....	16,937
Home Arena	Maples Pavilion
Opened	1968
Capacity	7,233
Record at Maples.....	568-233 (.709)
Conference Record at Maples	286-180 (.614)

Anne and Tony Joseph Director of

Men's Basketball	Jerod Haase
Alma Mater	Kansas '97
Record at Stanford	102-96 (7th year)
Overall	182-149 (11th year)

James C. Gaither Assistant Men's Basketball

Coach..... Jesse Pruitt (7th year)

Oscar da Silva Assistant Men's Basketball

Coach..... Rob Ehsan (2nd year)

Assistant Coach..... Brandon Dunson (1st year)

Assistant AD - MBB Ops..... David Berkun (7th year)

Player Development..... Nate Britt II (1st year)

Athletic Trainer..... Dominic Vincentini (7th year)

Sports Performance..... Mike Chatman (4th year)

Assistant to the Head Coach..... Jack Frost (4th year)

Asst. Operations Director... Michael Reutt (2nd Year)

First Season..... 1913-14 (105th season)

All-Time Record..... 1,586-1,208 (.568)

NCAA Championships..... 1 (1942)

NCAA Final Four..... 2 (1942, 1998)

NCAA Appearances... 17 (1942, '89, '92, '95, '96, '97,

'98, '99, '00, '01, '02, '03, '04, '05, '07, '08, '14)

NIT Championships.....3 (1991, 12, '15)

NIT Appearances..9 (1988, '90, '91, '94, '06, '12, '13,

'15, '18)

Conference Championships..... 7 (1920 (PCC),

'21(PCC), '63 (co-AAWU), 1999, '00, '01, '04)

Pac-12 Championships..... 4 (1999, '00, '01, '04)

STANFORD IN 2022-23 WHEN...

Overall.....	4-6
Pac-12	0-2
Non-Conference	4-4
Home Games	3-2
On The Road	0-1
On Neutral Courts.....	1-3
vs. AP Ranked Opponents.....	0-2
vs. Coaches Ranked Opponents	0-2
When Leading At Halftime	3-0
When Trailing At Halftime	1-6
When Tied At Halftime	0-0
In Overtime.....	0-0
When Scoring Less Than 60 Points	0-2
When Scoring 60-69 Points	0-4
When Scoring 70-79 Points	1-0
When Scoring 80+ Points	3-0
When Opponent Scores Less Than 40 Points.....	0-0
When Opponent Scores 40-49 Points	2-0
When Opponent Scores 50-59 Points	0-1
When Opponent Scores 60-69 Points.....	1-2
When Opponent Scores 70+ Points	1-3
When Shooting 50% or Better	2-0
When Shooting Under 50%.....	2-6
When Shooting 35% or Better From 3	3-0
When Shooting Under 35% From 3	1-6
When Shooting 75% or Better From FT Line.....	1-2
When Shooting Under 75% From FT Line	3-4
When Outrebounding Opponent.....	4-3
When Being Outrebounded	0-3
When Rebounds are Even	0-0
When Committing Less Than 15 Turnovers	3-1
When Committing 15 or More Turnovers	1-5
In Games Decided By 1-3 Points	0-0
In Games Decided By 4-9 Points	0-3
In Games Decided By 10-19 Points	2-3
In Games Decided By 20 Or More Points	2-0
In Morning Games	1-1
In Afternoon Games.....	1-1
In Night Games	2-4
On Monday	1-0
On Tuesday.....	0-1
On Wednesday.....	0-0
On Thursday	0-2
On Friday	3-1
On Saturday.....	0-0
On Sunday	0-2
November	3-4
December	1-2
January.....	0-0
February	0-0
March	0-0
When Wearing White	3-2
When Wearing Cardinal.....	0-2
When Wearing Black	0-2
When Wearing Gray.....	1-0

BY THE NUMBERS

DOUBLE-DOUBLES	2022-23	CAREER
Harrison Ingram	-	5
Maxime Raynaud	-	1
Brandon Angel	-	1
James Keefe	-	1
20+ POINT GAMES	2022-23	CAREER
Michael Jones	1	3
Harrison Ingram	1	2
Brandon Angel	1	1
Maxime Raynaud	1	1
Spencer Jones	-	7
Michael O'Connell	-	1
DOUBLE-DIGIT POINTS	2022-23	CAREER
Spencer Jones	7	43
Michael Jones	5	34
Harrison Ingram	5	22
Brandon Angel	4	15
Maxime Raynaud	3	8
Max Murrell	1	2
Ryan Agarwal	1	1
Jarvis Moss	1	1
Michael O'Connell	-	16
James Keefe	-	5
Isa Silva	-	1
DOUBLE-DIGIT REBOUNDS	2022-23	CAREER
Harrison Ingram	-	6
James Keefe	-	4
Maxime Raynaud	-	1
Brandon Angel	-	1
DOUBLE-DIGIT ASSISTS	2022-23	CAREER
N/A		
LED STANFORD IN SCORING (includes ties)	2022-23	CAREER
Spencer Jones	4	21
Harrison Ingram	2	10
Brandon Angel	2	8
Michael Jones	2	2
Max Murrell	1	2
Ryan Agarwal	1	1
Michael O'Connell	-	3
Maxime Raynaud	-	2
Isa Silva	-	1
James Keefe	-	1
LED STANFORD IN REBOUNDING (includes ties)	2022-23	CAREER
James Keefe	5	16
Maxime Raynaud	3	6
Spencer Jones	2	11
Harrison Ingram	1	16
Brandon Angel	1	4
Max Murrell	1	2
Michael O'Connell	-	3
LED STANFORD IN ASSISTS (includes ties)	2022-23	CAREER
Harrison Ingram	4	19
Michael Jones	3	3
Michael O'Connell	2	32
Isa Silva	1	4
Spencer Jones	-	7
Maxime Raynaud	-	2
James Keefe	-	2
Max Murrell	-	1

2022-23 STANFORD TEAM HIGHS

Points	88, vs. Pacific (11-7-22)
FG made	33, vs. Green Bay (12-16-22)
FG att.	64, vs. Florida State (11-25-22)
FG%	60.4, vs. Pacific (11-7-22)
3-pt. FG made	14, vs. Cal Poly (11-18-22)
3-pt. FG att.	33, vs. Memphis (11-27-22)
FT made	22, vs. Pacific (11-7-22)
FT att.	34, vs. Pacific (11-7-22)
Rebounds	44, vs. Florida State (11-25-22)
Assists	18, three times
Steals	11, twice
Blocks	9, vs. Wisconsin (11-11-22)
Fewest Turnovers	9, vs. Ole Miss (11-24-22)
Fewest Fouls	13, twice
First Half pts.	47, vs. Cal Poly (11-18-22)
Second Half pts.	49, vs. Florida State (11-25-22)

2022-23 STANFORD TEAM LOWS

Points	48, vs. Memphis (11-27-22)
FG made	17, twice
FG att.	47, vs. Wisconsin (11-11-22)
FG%	29.3, vs. Memphis (11-27-22)
3-pt. FG made	1, vs. Wisconsin (11-11-22)
3-pt. FG att.	16, vs. Wisconsin (11-11-22)
FT made	4, vs. Memphis (11-27-22)
FT att.	6, vs. Memphis (11-27-22)
Rebounds	24, vs. UCLA (12-1-22)
Assists	6, vs. Wisconsin (11-11-22)
Steals	3, vs. San Diego State (11-15-22)
Blocks	2, twice
Most Turnovers	17, twice
Most Fouls	22, vs. Cal Poly (11-18-22)
First Half pts.	20, twice
Second Half pts.	28, vs. Memphis (11-27-22)

2022-23 OPPONENT TEAM HIGHS

Points	80, vs. UCLA (12-1-22)
FG made	32, vs. UCLA (12-1-22)
FG att.	67, vs. Pacific (11-7-22)
FG%	59.3, vs. UCLA (12-1-22)
3-pt. FG made	11, vs. Pacific (11-7-22)
3-pt. FG att.	30, vs. Pacific (11-7-22)
FT made	14, twice
FT att.	20, vs. Arizona State (12-4-22)
Rebounds	41, vs. Arizona State (12-4-22)
Assists	15, twice
Steals	11, twice
Blocks	5, vs. Florida State (11-25-22)
Fewest Turnovers	9, vs. Wisconsin (11-11-22)
Fewest Fouls	11, vs. Memphis (11-27-22)
First Half pts.	50, vs. UCLA (12-1-22)
Second Half pts.	46, vs. Pacific (11-7-22)

2022-23 OPPONENT TEAM LOWS

Points	40, vs. Green Bay (12-16-22)
FG made	12, vs. Cal Poly (11-18-22)
FG att.	43, vs. Cal Poly (11-18-22)
FG%	26.5, vs. Green Bay (12-16-22)
3-pt. FG made	4, three times
3-pt. FG att.	11, vs. Ole Miss (11-24-22)
FT made	8, vs. Memphis (11-27-22)
FT att.	11, vs. Memphis (11-27-22)
Rebounds	25, vs. Cal Poly (11-18-22)
Assists	5, vs. Cal Poly (11-18-22)
Steals	4, three times
Blocks	1, twice
Most Turnovers	27, vs. Green Bay (12-16-22)
Most Fouls	24, vs. Pacific (11-7-22)
First Half pts.	19, twice
Second Half pts.	21, vs. Green Bay (12-16-22)

THE LAST TIME - TEAM

Scored 100 points

Stanford	104, vs. UCLA (2-16-19)
Opponent	108, vs. Florida (11-23-17)

Scored less than 50 points

Stanford	48, vs. Memphis (11-27-22)
Opponent	43, vs. Cal Poly (11-18-22)

Scored less than 40 points

Stanford	39, at California (2-26-22)
Opponent	38, vs. Carroll College (12-27-15)

Overtime game

Stanford win	vs. Dartmouth (89-78 on 12-16-21)
Stanford loss	at Washington State (85-76 in 3OT on 2-20-21)

Double Overtime game

Stanford win	vs. UCLA (107-99 in 2OT on 1-4-18)
Stanford loss	at Washington State (85-76 in 3OT on 2-20-21)

Three or More Overtimes

Stanford win	at Oregon State (103-101 in 4OT on 1-7-12)
Stanford loss	at Washington State (85-76 in 3OT on 2-20-21)

40-point win

Stanford	Stanford 85, Green Bay 40 (12-16-22)
Opponent	Oregon State 81, Stanford 38 (1-11-82)

50-point win

Stanford	Stanford 111, Harvard 56 (11-9-07)
Opponent	never

60 points in a half

Stanford	63 (1st half), vs. Harvard (11-9-07)
Opponent	60 (2nd half), at USC (1-26-02)

Between 16-20 points in a half

Stanford	20 (1st half), vs. Memphis (11-27-22)
Opponent	19 (1st half), vs. Green Bay (12-16-22)

15 points or less in a half

Stanford	12 (1st half), at California (2-26-22)
Opponent	15 (1st half), Washington State (2-28-19)

50 rebounds by a team

Stanford	51, vs. North Carolina A&T (11-23-21)
Opponent	51, Portland State (11-28-18)

12 or more three-pointers in a game

Stanford	14, vs. Cal Poly (11-18-22)
Opponent	15, vs. Arizona State (3-9-22)

10 or more steals in a game

Stanford	10, at Arizona State (12-4-22)
Opponent	10, vs. Florida State (11-25-22)

25 turnovers in a game

Stanford	28, vs. Portland State (11-26-17)
Opponent	27, vs. Green Bay (12-16-22)

Five players scoring in double digits

Stanford	5, at Washington State (2-20-21)
Opponent	5, vs. Colorado (2-19-22)

More than five players scoring in double digits

Stanford	6, vs. Green Bay (11-13-15)
Opponent	6, at Colorado (3-2-17)

THE LAST TIME - INDIVIDUAL

Player recorded a double-double

Stanford	James Keefe (16 pts/10 reb), vs. Arizona State (3-9-22)
Opponent	Christian Koloko (21 pts/10 reb), at Arizona (3-3-22)

Two players recorded a double-double

Stanford	Oscar da Silva (17 pts/10 reb)/Ziaire Williams (12 pts/12 reb/10 ast), vs. Washington (1-7-21)
Opponent	Branden Carlsen (14 pts/12 rebs), Riley Battin (11 pts/10 rebs), at Utah (2-6-20)

Player recorded a triple-double

Stanford	Ziaire Williams (12 pts/12 reb/10 ast), vs. Washington (1-7-21)
Opponent	Kyle Weaver (14 pts/13 reb/10 ast), vs. Washington State (1-13-07)

Game decided by buzzer-beater

Stanford win	James Keefe, vs. Arizona State (3-9-22)
Stanford loss	Lamont Jones, vs. Arizona (2-27-10)

30 points

Stanford	Michael Jones (31), vs. Pacific (11-7-22)
Opponent	Terrell Brown (30), vs. Washington (2-6-22)

40 points

Stanford	Casey Jacobsen (41), vs. Oregon (2-7-02)
Opponent	Darius McGhee (41), vs. Liberty (12-23-21)

Two players with 20 or more points

Stanford	Michael Jones (31)/Maxime Raynaud (22), vs. Pacific (11-7-22)
Opponent	Christian Koloko (24)/Benedict Mathurin (20), vs. Arizona (3-10-22)

Three players with 20 or more points

Stanford	Brown (21)/Randle (21)/Nastic (20), vs. Arizona State (1-24-15)
Opponent	Moore (25)/Brown (23)/Carmichael (21), vs. Illinois State (3-19-12)

No double-digit scorer

Stanford	vs. Arizona (1-20-22)
Opponent	vs. Carroll College (12-27-15)

12 field goals

Stanford	Oscar da Silva (12), at North Carolina A&T (12-6-20)
Opponent	Jaime Jaquez Jr. (12), vs. UCLA (12-1-22)

7 three-pointers

Stanford	Tyrell Terry (7) vs. Utah (2-26-20)
Opponent	Darius McGhee (7), vs. Liberty (12-23-21)

15 free throws

Stanford	Reid Travis (19), at Kansas (12-3-16)
Opponent	Jared Cunningham (15), vs. Oregon State (3-9-11)

15 rebounds

Stanford	Oscar da Silva (15), vs. Oregon (2-1-20)
Opponent	Jaden McDaniels (15), Washington (1-9-20)

20 rebounds

Stanford	Michael Humphrey (20), at Oklahoma State (3-19-18)
Opponent	Andre Roberson (20), at Colorado (1-24-13)

Three players with 10 or more rebounds

Stanford	Travis (12)/R. Allen (10)/Pickens (10), vs. Villanova (11-26-15)
Opponent	McCoy (12)/Bailey (11)/Johnson (10), vs. UCLA (1-17-98)

10 assists

Stanford	Ziaire Williams (10), vs. Washington (1-7-21)
Opponent	James Akinjo (11), at Baylor (11-20-21)



#1 ISA SILVA

Sophomore | Guard | 6-4 | 190
Sacramento, Calif. | Jesuit | Undeclared

Three things to know...

- 1: Consensus four-star recruit, rated No. 53 nationally by ESPN, No. 66 by 247Sports and No. 73 by Rivals
- 2: True point guard with an excellent feel for the game and high basketball IQ
- 3: Five relatives graduated from Stanford, and cousin, Josue, is a walk-on and former manager for the team. Grandfather, Rafael, had his oral history as a bracero immigrant archived at Stanford's Special Collections and University Archives

Career Accolades: N/A

Trending: Shot 50% from 3-point range as a freshman ... Started five games, averaging 5.2 points per game as a starter ... Season-high four assists, with no turnovers, last time out against Green Bay (Dec. 16).

SILVA'S CAREER HIGHS

Points.....12, at Santa Clara 11/12/21
FG.....5, at Santa Clara 11/12/21
FGA.....9, at Santa Clara 11/12/21
3FG..... 2, three times
3FGA..... 4, twice
FT..... 3, vs. Memphis 11/27/22
FTA..... 4, vs. Memphis 11/27/22
Rebounds..... 4, three times
Assists.....5, vs. Valparaiso 11/17/21
Blocks.....1, three times
Steals.....3, twice
Minutes..... 24, three times

SILVA'S SEASON HIGHS

Points..... 8, vs. UCLA 12/1/22
FG..... 3, twice
FGA..... 8, vs. UCLA 12/1/22
3FG..... 1, twice
3FGA..... 4, vs. Memphis 11/27/22
FT..... 3, vs. Memphis 11/27/22
FTA..... 4, vs. Memphis 11/27/22
Rebounds..... 4, vs. Cal Poly 11/18/22
Assists.....4, vs. Green Bay 12/16/22
Blocks..... -
Steals.....1, five times
Minutes.....22, vs. UCLA 12/1/22

ESPN Events Invitational: 4.7 pts, 1.3 ast per game

2022-23 GAME-BY-GAME

Opponent	Date	GS	Min	FG-FGA	Pct	3FG-FGA	Pct	FT-FTA	Pct	O/D/T	Avg	PF	FO	A/T	B	S	P	Avg
PACIFIC	11/07/22		16	0-0	.000	0-0	.000	0-0	.000	0/0/0	0.0	2	0	0/1	0	0	0	0.0
vs Wisconsin	11/11/22		12	1-1	1.000	0-0	.000	1-2	.500	0/0/0	0.0	4	0	0/1	0	1	3	1.5
SAN DIEGO ST.	11/15/22		16	2-5	.400	0-1	.000	1-1	1.000	0/0/0	0.0	3	0	2/2	0	0	5	2.7
CAL POLY	11/18/22	*	18	2-3	.667	0-1	.000	0-0	.000	0/4/4	1.0	3	0	2/1	0	1	4	3.0
vs Ole Miss	11/24/22	*	19	3-7	.429	0-0	.000	0-0	.000	0/0/0	0.8	2	0	2/2	0	1	6	3.6
vs Florida St.	11/25/22	*	18	1-2	.500	0-1	.000	0-0	.000	0/0/0	0.7	3	0	1/1	0	0	2	3.3
vs Memphis	11/27/22	*	16	1-5	.200	1-4	.250	3-4	.750	0/2/2	0.9	1	0	1/2	0	1	6	3.7
UCLA	12/01/22	*	22	3-8	.375	1-3	.333	1-2	.500	0/1/1	0.9	3	0	1/1	0	0	8	4.3
at Arizona St.	12/04/22		11	0-1	.000	0-0	.000	0-0	.000	0/0/0	0.8	4	0	1/3	0	0	0	3.8
GREEN BAY	12/16/22		15	0-3	.000	0-1	.000	2-2	1.000	0/1/1	0.8	0	0	4/0	0	1	2	3.6

CAREER STATS

YEAR	GP	GS	MIN	AVG	FG	FGA	PCT	3-POINT			FT	FTA	PCT	REBOUNDING							PTS	AVG			
								FG	FGA	PCT				OFF	DEF	TOT	AVG	PF	FO	AST			TO	BLK	STL
2021-22	32	1	445	13.9	40	101	.396	19	38	.500	12	19	.632	7	28	35	1.1	49	0	38	52	3	20	111	3.5
2022-23	10	5	163	16.3	13	35	.371	2	11	.182	8	11	.727	0	8	8	0.8	25	0	14	14	0	5	36	3.6
TOTAL	42	6	608	14.5	53	136	.390	21	49	.429	20	30	.667	7	36	43	1.0	74	0	52	66	3	25	147	3.5



#2 ROY YUAN

Senior | Guard | 6-1 | 170

San Jose, Calif. | Saint Francis | Computer Science

Three things to know...

- 1: Started as a Stanford manager, elevated to the roster as a senior on Dec. 1, 2022
- 2: Son of Eric Yuan, the founder and CEO of Zoom
- 3: Scored over 1,000 points during his high school career at Harker High School and Saint Francis

Career Accolades: N/A

Trending: Made career debut against Green Bay (Dec. 16).

YUAN'S CAREER HIGHS

Points.....-

FG.....-

FGA..... 1, vs. Green Bay 12/16/22

3FG.....-

3FGA.....-

FT.....-

FTA.....-

Rebounds.....-

Assists.....-

Blocks.....-

Steals.....-

Minutes..... 2, vs. Green Bay 12/16/22

YUAN'S SEASON HIGHS

Points.....-

FG.....-

FGA..... 1, vs. Green Bay 12/16/22

3FG.....-

3FGA.....-

FT.....-

FTA.....-

Rebounds.....-

Assists.....-

Blocks.....-

Steals.....-

Minutes..... 2, vs. Green Bay 12/16/22

2022-23 GAME-BY-GAME

Opponent	Date	GS	Min	FG-FGA	Pct	3FG-FGA	Pct	FT-FTA	Pct	O/D/T	Avg	PF	FO	A/T	B	S	P	Avg
PACIFIC	11/07/22	DNP																
vs Wisconsin	11/11/22	DNP																
SAN DIEGO ST.	11/15/22	DNP																
CAL POLY	11/18/22	DNP																
vs Ole Miss	11/24/22	DNP																
vs Florida St.	11/25/22	DNP																
vs Memphis	11/27/22	DNP																
at Arizona St.	12/01/22	DNP																
at Arizona St.	12/04/22	DNP																
GREEN BAY	12/16/22		2	0-1	.000	0-0	.000	0-0	.000	0/0/0	0.0	0	0	0/0	0	0	0	0.0

CAREER STATS

YEAR	GP	GS	MIN	AVG	FG	FGA	PCT	3-POINT			FT	FTA	PCT	REBOUNDING							PTS	AVG			
								FG	FGA	PCT				OFF	DEF	TOT	AVG	PF	FO	AST			TO	BLK	STL
2022-23	1	0	2	2.0	0	1	.000	0	0	.000	0	0	.000	0	0	0	0.0	0	0	0	0	0	0	0	0.0
TOTAL	1	0	2	2.0	0	1	.000	0	0	.000	0	0	.000	0	0	0	0.0	0	0	0	0	0	0	0	0.0



#3 JARVIS MOSS

Sophomore | Guard | 6-4 | 200

Concord, N.C. | Cannon School | Undeclared

Three things to know...

- 1: All-around guard and one of the best shooters in the 2021 recruiting class
- 2: Consensus three-star recruit, averaged 26 points per game as a senior for Cannon
- 3: Led Cannon to back-to-back NCASAA state championships

Career Accolades: N/A

Trending: Scored a career-best 10 points on 4-for-5 shooting and two triples against Green Bay (Dec. 16) ... Hit first career baskets against Memphis (Nov. 27) with a pair of 3-pointers.

MOSS' CAREER HIGHS

Points..... 10, vs. Green Bay 12/16/22
 FG..... 4, vs. Green Bay 12/16/22
 FGA..... 5, vs. Green Bay 12/16/22
 3FG..... 2, twice
 3FGA..... 3, vs. Green Bay 12/16/22
 FT..... -
 FTA..... -
 Rebounds..... 3, vs. Cal Poly 11/18/22
 Assists..... 1, twice
 Blocks..... -
 Steals..... -
 Minutes..... 8, twice

MOSS' SEASON HIGHS

Points..... 10, vs. Green Bay 12/16/22
 FG..... 4, vs. Green Bay 12/16/22
 FGA..... 5, vs. Green Bay 12/16/22
 3FG..... 2, twice
 3FGA..... 3, vs. Green Bay 12/16/22
 FT..... -
 FTA..... -
 Rebounds..... 3, vs. Cal Poly 11/18/22
 Assists..... 1, vs. Cal Poly 11/18/22
 Blocks..... -
 Steals..... -
 Minutes..... 8, twice

2022-23 GAME-BY-GAME

Opponent	Date	GS	Min	FG-FGA	Pct	3FG-FGA	Pct	FT-FTA	Pct	O/D/T	Avg	PF	FO	A/T	B	S	P	Avg
PACIFIC	11/07/22		8	0-3	.000	0-2	.000	0-0	.000	0/2/2	2.0	0	0	0/0	0	0	0	0.0
vs Wisconsin	11/11/22	DNP																
SAN DIEGO ST.	11/15/22	DNP																
CAL POLY	11/18/22		6	0-4	.000	0-2	.000	0-0	.000	1/2/3	2.5	1	0	1/0	0	0	0	0.0
vs Ole Miss	11/24/22	DNP																
vs Florida St.	11/25/22	DNP																
vs Memphis	11/27/22		5	2-3	.667	2-2	1.000	0-0	.000	0/0/0	1.7	0	0	0/0	0	0	6	2.0
UCLA	12/01/22	DNP																
at Arizona St.	12/04/22	DNP																
GREEN BAY	12/16/22		8	4-5	.800	2-3	.667	0-0	.000	0/1/1	1.5	0	0	0/0	0	0	10	4.0

CAREER STATS

YEAR	GP	GS	MIN	AVG	FG	FGA	PCT	3-POINT			FT	FTA	PCT	REBOUNDING							PTS	AVG			
								FG	FGA	PCT				OFF	DEF	TOT	AVG	PF	FO	AST			TO	BLK	STL
2021-22	5	0	13	2.6	0	7	.000	0	5	.000	0	0	.000	0	1	1	0.2	1	0	1	1	0	0	0	0.0
2022-23	4	0	27	6.8	6	15	.400	4	9	.444	0	0	.000	1	5	6	1.5	1	0	1	0	0	0	16	4.0
TOTAL	9	0	40	4.4	6	22	.273	4	14	.286	0	0	.000	1	6	7	0.8	2	0	2	1	0	0	16	1.8



#5 MICHAEL O'CONNELL

Junior | Guard | 6-2 | 195

Mineola, N.Y. | Blair Academy (N.J.) | Economics

Three things to know...

1: First prospect since recruiting databases began to be rated a top-100 recruit in both basketball (247 Sports) and lacrosse (Inside Lacrosse) at the time of his signing.

2: Was committed to Maryland for lacrosse before electing to play basketball at Stanford

3: Ranks third in the Pac-12 among returning guards conference wide in assists per game (3.6).

Career Accolades: CoSIDA Academic All-District (2022) ... Pac-12 Freshman of the Week (Feb. 1, 2021) ... Pac-12 Academic Honor Roll (2022)

Trending: Four assists on opening day against Pacific (Nov. 7) ... One of three players with at least 1.0 steals per game ... Stanford is 11-3 in O'Connell's career when he has 5 or more assists.

ESPN Events Invitational: 4.0 pts, 1.7 reb, 1.0 ast per game

O'CONNELL'S CAREER HIGHS

Points 20, vs. USC 2/2/21
 FG 7, twice
 FGA 13, at Santa Clara 11/12/19
 3FG 4, at Arizona 3/3/22
 3FGA 6, at Arizona 3/3/22
 FT 8, at Arizona State 1/30/21
 FTA 8, twice
 Rebounds 9, vs. California 2/7/21
 Assists 8, twice
 Blocks 1, four times
 Steals 4, twice
 Minutes 52, at Washington State 2/20/21

O'CONNELL'S SEASON HIGHS

Points 9, vs. Pacific 11/7/22
 FG 3, three times
 FGA 8, at Arizona State 12/4/22
 3FG 1, twice
 3FGA 3, twice
 FT 2, three times
 FTA 2, four times
 Rebounds 5, vs. Wisconsin 11/11/22
 Assists 4, vs. Pacific 11/7/22
 Blocks -
 Steals 2, twice
 Minutes 29, at Arizona State 12/4/22

2022-23 GAME-BY-GAME

Opponent	Date	GS	Min	FG-FGA	Pct	3FG-FGA	Pct	FT-FTA	Pct	O/D/T	Avg	PF	FO	A/T	B	S	P	Avg
PACIFIC	11/07/22	*	25	3-5	.600	1-3	.333	2-2	1.000	0/2/2	2.0	2	0	4/2	0	1	9	9.0
vs Wisconsin	11/11/22	*	28	1-5	.200	0-1	.000	1-1	1.000	1/4/5	3.5	2	0	2/1	0	2	3	6.0
SAN DIEGO ST.	11/15/22	*	22	0-2	.000	0-2	.000	1-2	.500	1/1/2	3.0	4	0	1/2	0	1	1	4.3
CAL POLY	11/18/22		22	1-3	.333	0-0	.000	0-0	.000	1/1/2	2.8	1	0	2/2	0	2	2	3.8
vs Ole Miss	11/24/22		16	1-3	.333	0-1	.000	2-2	1.000	0/1/1	2.4	0	0	0/0	0	1	4	3.8
vs Florida St.	11/25/22		22	3-5	.600	0-1	.000	0-0	.000	0/4/4	2.7	1	0	3/4	0	1	6	4.2
vs Memphis	11/27/22		12	1-2	.500	0-1	.000	0-0	.000	0/0/0	2.3	1	0	0/4	0	0	2	3.9
UCLA	12/01/22		20	0-3	.000	0-0	.000	0-0	.000	0/1/1	2.1	0	0	2/1	0	1	0	3.4
at Arizona St.	12/04/22	*	29	2-8	.250	1-3	.333	2-2	1.000	1/0/1	2.0	0	0	3/1	0	1	7	3.8
GREEN BAY	12/16/22	*	15	3-3	1.000	0-0	.000	0-0	.000	1/3/4	2.2	2	0	1/1	0	0	6	4.0

CAREER STATS

YEAR	GP	GS	MIN	AVG	FG	FGA	PCT	3-POINT			FT	FTA	PCT	REBOUNDING							PTS	AVG			
								FG	FGA	PCT				OFF	DEF	TOT	AVG	PF	FO	AST			TO	BLK	STL
2020-21	25	18	666	26.6	59	126	.468	12	36	.333	37	47	.787	11	64	75	3.0	37	1	71	39	3	32	167	6.7
2021-22	31	30	822	26.5	86	229	.376	24	83	.289	23	40	.575	9	75	84	2.7	52	0	111	63	1	32	219	7.1
2022-23	10	5	211	21.1	15	39	.385	2	12	.167	8	9	.889	5	17	22	2.2	13	0	18	18	0	10	40	4.0
TOTAL	66	53	1699	25.7	160	394	.406	38	131	.290	68	96	.708	25	156	181	2.7	102	1	200	120	4	74	426	6.5



#10 MAX MURRELL

Junior | Forward | 6-9 | 225

Omaha, Neb. | Millard North | Computer Science

Three things to know...

- 1: 247Sports (#79) and Rivals (#116) four-star recruit. Ranked 14th and 23rd nationally at his position, respectively.
- 2: Reached Nebraska state championship game with Millard North. Broke school record for blocks in a game, season and career, and career field goal percentage.
- 3: Selected Stanford over Creighton, Iowa, Minnesota and TCU.

Career Accolades: Pac-12 Academic Honor Roll (2022)

Trending: Second on the team in 3-point percentage (42.1%, min. 10 attempts) ... Had 15 points and six rebounds against Cal Poly (Nov. 18) ... Led the nation in free throws made without a miss (16-for-16) as a freshman in 2020-21, is an 84.4% FT shooter for his career ... Averaging 2.0 blocks per game over the last three contests.

MURRELL'S CAREER HIGHS

Points 18, vs. North Carolina A&T 11/23/21
 FG 6, vs. North Carolina A&T 11/23/21
 FGA 8, vs. North Carolina A&T 11/23/21
 3FG 4, twice
 3FGA 6, twice
 FT 4, twice
 FTA 6, at Washington 1/15/22
 Rebounds 6, vs. Cal Poly 11/18/22
 Assists 3, vs. Arizona 3/10/22
 Blocks 3, at Arizona State 12/4/22
 Steals 2, vs. Arizona 3/10/22
 Minutes 21, three times

ESPN Events Invitational: 3.3 pts, 3.7 reb per game

2022-23 GAME-BY-GAME

Opponent	Date	GS	Min	FG-FGA	Pct	3FG-FGA	Pct	FT-FTA	Pct	O/D/T	Avg	PF	FO	A/T	B	S	P	Avg
PACIFIC	11/07/22		15	0-0	.000	0-0	.000	2-2	1.000	0/3/3	3.0	0	0	1/2	0	1	2	2.0
vs Wisconsin	11/11/22		4	0-0	.000	0-0	.000	2-3	.667	0/0/0	1.5	1	0	0/0	0	0	2	2.0
SAN DIEGO ST.	11/15/22		11	2-2	1.000	1-1	1.000	0-0	.000	1/0/1	1.3	1	0	0/1	1	0	5	3.0
CAL POLY	11/18/22		21	4-7	.571	4-5	.800	3-4	.750	1/5/6	2.5	2	0	1/0	0	1	15	6.0
vs Ole Miss	11/24/22		18	1-4	.250	0-1	.000	0-0	.000	0/5/5	3.0	3	0	1/0	0	1	2	5.2
vs Florida St.	11/25/22		9	0-1	.000	0-1	.000	2-2	1.000	1/0/1	2.7	1	0	1/0	0	0	2	4.7
vs Memphis	11/27/22		18	2-5	.400	2-4	.500	0-0	.000	1/4/5	3.0	0	0	0/1	0	1	6	4.9
UCLA	12/01/22		17	0-0	.000	0-0	.000	0-0	.000	1/0/1	2.8	0	0	0/0	1	0	0	4.3
at Arizona St.	12/04/22		18	2-7	.286	1-6	.167	0-0	.000	0/4/4	2.9	2	0	1/0	3	1	5	4.3
GREEN BAY	12/16/22		18	3-4	.750	0-1	.000	1-1	1.000	0/1/1	2.7	0	0	2/0	2	0	7	4.6

MURRELL'S SEASON HIGHS

Points 15, vs. Cal Poly 11/18/22
 FG 4, vs. Cal Poly 11/18/22
 FGA 7, twice
 3FG 4, vs. Cal Poly 11/18/22
 3FGA 6, at Arizona State 12/4/22
 FT 3, vs. Cal Poly 11/18/22
 FTA 4, vs. Cal Poly 11/18/22
 Rebounds 6, vs. Cal Poly 11/18/22
 Assists 2, vs. Green Bay 12/16/22
 Blocks 3, at Arizona State 12/4/22
 Steals 1, five times
 Minutes 21, vs. Cal Poly 11/18/22

CAREER STATS

YEAR	GP	GS	MIN	AVG	FG	FGA	PCT	3-POINT			FT	FTA	PCT	REBOUNDING							PTS	AVG			
								FG	FGA	PCT				OFF	DEF	TOT	AVG	PF	FO	AST			TO	BLK	STL
2020-21	21	0	166	7.9	15	30	.500	2	9	.222	16	16	1.000	5	13	18	0.9	17	0	4	11	7	5	48	2.3
2021-22	32	5	319	10.0	26	86	.302	13	56	.232	12	17	.706	8	26	34	1.1	25	0	13	17	13	6	77	2.4
2022-23	10	0	149	14.9	14	30	.467	8	19	.421	10	12	.833	5	22	27	2.7	10	0	7	4	7	5	46	4.6
TOTAL	63	5	634	10.1	55	146	.377	23	84	.274	38	45	.844	18	61	79	1.3	52	0	24	32	27	16	171	2.7



#11 RYAN AGARWAL

Freshman | Guard | 6-6 | 190

Coppell, Texas | Coppell | Undeclared

Three things to know...

1: One of three Division I college basketball players of Indian descent, along with Ishaan Jagiasi (Penn State) and Amaan Sandhu (Monmouth)

2: Four-star wing by Rivals and ESPN, once rated as high as No. 84 nationally by Rivals

3: One of the top 3-point shooters in the 2022 recruiting class

Career Accolades: N/A

Trending: Career-high 11 points vs. Green Bay (Dec. 16) ... One of seven players in Pac-12 play shooting 50% from 3-point range with at least 1.5 makes from deep per game ... Averaging 7.3 points on 54.5% shooting from deep over the last three games.

AGARWAL'S CAREER HIGHS

Points..... 11, vs. Green Bay 12/16/22
 FG..... 4, vs. Green Bay 12/16/22
 FGA..... 6, twice
 3FG..... 3, vs. Green Bay 12/16/22
 3FGA..... 5, twice
 FT..... -
 FTA..... -
 Rebounds..... 2, vs. Green Bay 12/16/22
 Assists..... 1, twice
 Blocks..... -
 Steals..... 1, three times
 Minutes..... 16, vs. Green Bay 12/16/22

AGARWAL'S SEASON HIGHS

Points..... 11, vs. Green Bay 12/16/22
 FG..... 4, vs. Green Bay 12/16/22
 FGA..... 6, twice
 3FG..... 3, vs. Green Bay 12/16/22
 3FGA..... 5, twice
 FT..... -
 FTA..... -
 Rebounds..... 2, vs. Green Bay 12/16/22
 Assists..... 1, twice
 Blocks..... -
 Steals..... 1, three times
 Minutes..... 16, vs. Green Bay 12/16/22

2022-23 GAME-BY-GAME

Opponent	Date	GS	Min	FG-FGA	Pct	3FG-FGA	Pct	FT-FTA	Pct	O/D/T	Avg	PF	FO	A/T	B	S	P	Avg
PACIFIC	11/07/22		6	0-2	.000	0-2	.000	0-0	.000	0/1/1	1.0	0	0	0/2	0	1	0	0.0
vs. Wisconsin	11/11/22	DNP																
SAN DIEGO ST.	11/15/22	DNP																
CAL POLY	11/18/22		15	3-5	.600	2-3	.667	0-0	.000	0/1/1	1.0	2	0	1/1	0	0	8	4.0
vs Ole Miss	11/24/22		3	0-0	.000	0-0	.000	0-0	.000	0/0/0	0.7	0	0	0/0	0	0	0	2.7
vs Florida St.	11/25/22		2	0-0	.000	0-0	.000	0-0	.000	0/1/1	0.8	0	0	0/0	0	0	0	2.0
vs Memphis	11/27/22	DNP																
UCLA	12/01/22		15	3-6	.500	2-5	.400	0-0	.000	0/1/1	0.8	1	0	1/0	0	1	8	3.2
at Arizona St.	12/04/22		4	1-1	1.000	1-1	1.000	0-0	.000	0/0/0	0.7	0	0	0/2	0	0	3	3.2
GREEN BAY	12/16/22		16	4-6	.667	3-5	.600	0-0	.000	0/2/2	0.9	0	0	0/0	0	1	11	4.3

CAREER STATS

YEAR	GP	GS	MIN	AVG	FG	FGA	PCT	3-POINT			FT	FTA	PCT	REBOUNDING											
								FG	FGA	PCT				OFF	DEF	TOT	AVG	PF	FO	AST	TO	BLK	STL	PTS	AVG
2022-23	7	0	61	8.7	11	20	.550	8	16	.500	0	0	.000	0	6	6	0.9	3	0	2	5	0	3	30	4.3
TOTAL	7	0	61	8.7	11	20	.550	8	16	.500	0	0	.000	0	6	6	0.9	3	0	2	5	0	3	30	4.3



#13 MICHAEL JONES

Graduate Student | Guard | 6-5 | 205

Woodbury, Minn. | Woodbury | Davidson | M.S. Statistics

Three things to know...

- 1: First graduate transfer in Stanford men's basketball history
- 2: Ended Davidson career ranked fifth in program history in 3-point percentage (40.3%, minimum 120 made)
- 3: One of two returners in college basketball to have scored 400 points while shooting at least 46 percent from the floor, 42 percent from 3-point range and 84 percent from the free throw line (Isiah Mosley, Missouri) last season

Career Accolades: N/A

Trending: Scored a career-high 31 points in his Stanford debut against Pacific (Nov. 7), marking the best debut by a Stanford player on record. First 30-point game by a Stanford player since Jan. 4, 2021 (Oscar da Silva vs. Oregon State), and most in a single game by a Pac-12 player this season ... Reached NCAA Tournament with 10-seed Davidson in 2022 ... Averaging 11.0 points, 3.0 rebounds, 3.0 assists and 1.5 steals per game in Pac-12 play ... Three steals in back-to-back games, paces program with 1.1 steals per night this season.

JONES' CAREER HIGHS

Points..... 31, vs. Pacific 11/7/22
 FG..... 9, twice
 FGA..... 15, vs. Pacific 11/7/22
 3FG..... 8, at Richmond 1/24/22
 3FGA.....12, vs. George Mason 1/25/20
 FT..... 10, vs. Pacific 11/7/22
 FTA..... 12, vs. Pacific 11/7/22
 Rebounds.....7, at Rhode Island 2/12/22
 Assists.....8, vs. East Carolina 11/21/21
 Blocks.....2, five times
 Steals.....3, five times
 Minutes..... 41, at George Washington 1/29/20

ESPN Events Invitational: 5.7 pts, 2.3 reb, 2.0 ast per game

2022-23 GAME-BY-GAME

Opponent	Date	GS	Min	FG-FGA	Pct	3FG-FGA	Pct	FT-FTA	Pct	O/D/T	Avg	PF	FO	A/T	B	S	P	Avg
PACIFIC	11/07/22	*	35	9-15	.600	3-8	.375	10-12	.833	0/5/5	5.0	2	0	3/0	0	1	31	31.0
vs Wisconsin	11/11/22	*	33	3-7	.429	0-2	.000	3-5	.600	1/3/4	4.5	2	0	1/2	2	0	9	20.0
SAN DIEGO ST.	11/15/22	*	27	0-4	.000	0-1	.000	0-1	.000	0/3/3	4.0	3	0	3/2	0	1	0	13.3
CAL POLY	11/18/22		20	4-6	.667	3-5	.600	4-5	.800	0/2/2	3.5	0	0	1/1	1	0	15	13.8
vs Ole Miss	11/24/22		25	2-7	.286	0-4	.000	3-3	1.000	0/4/4	3.6	1	0	4/1	0	0	7	12.4
vs Florida St.	11/25/22		25	3-11	.273	1-9	.111	3-4	.750	0/1/1	3.2	1	0	0/0	0	2	10	12.0
vs Memphis	11/27/22		25	0-7	.000	0-7	.000	0-0	.000	1/1/2	3.0	3	0	2/0	0	1	0	10.3
UCLA	12/01/22		27	3-9	.333	2-7	.286	2-3	.667	0/3/3	3.0	0	0	5/1	0	0	10	10.3
at Arizona St.	12/04/22		25	4-10	.400	2-6	.333	2-2	1.000	1/2/3	3.0	4	0	1/1	0	3	12	10.4
GREEN BAY	12/16/22		19	1-4	.250	1-4	.250	0-1	.000	1/2/3	3.0	3	0	2/1	0	3	3	9.7

JONES' SEASON HIGHS

Points..... 31, vs. Pacific 11/7/22
 FG..... 9, vs. Pacific 11/7/22
 FGA..... 15, vs. Pacific 11/7/22
 3FG..... 3, vs. Pacific 11/7/22
 3FGA..... 9, vs. Florida State 11/25/22
 FT..... 10, vs. Pacific 11/7/22
 FTA..... 12, vs. Pacific 11/7/22
 Rebounds..... 5, vs. Pacific 11/7/22
 Assists.....4, vs. Ole Miss 11/24/22
 Blocks.....2, vs. Wisconsin 11/11/22
 Steals.....3, twice
 Minutes.....35, vs. Pacific 11/7/22

CAREER STATS

YEAR	GP	GS	MIN	AVG	FG	FGA	PCT	3-POINT			FT	FTA	PCT	REBOUNDING							PTS	AVG			
								FG	FGA	PCT				OFF	DEF	TOT	AVG	PF	FO	AST			TO	BLK	STL
2019-20	26	21	591	22.7	50	112	.446	39	92	.424	8	12	.667	12	34	46	1.8	31	0	24	15	5	17	147	5.7
2020-21	22	1	381	17.3	41	86	.477	16	52	.308	14	22	.636	14	26	40	1.8	26	0	26	10	2	15	112	5.1
2021-22	34	34	1056	31.0	129	280	.461	69	164	.421	75	89	.843	19	104	123	3.6	57	0	66	36	10	33	402	11.8
2022-23	10	3	261	26.1	29	80	.363	12	53	.226	27	36	.750	4	26	30	3.0	19	0	22	9	3	11	97	9.7
TOTAL	92	59	2299	24.9	249	558	.446	136	361	.377	124	159	.780	49	190	239	2.6	133	0	138	70	20	74	758	8.2



#14 SPENCER JONES

Senior | Forward | 6-7 | 225

Roeland Park, Kan. | Bishop Miege | Management Science & Engineering

Three things to know...

- 1: Elite shooter on the wing, great defender. One of the best forwards in the Pac-12.
- 2: Committed to Stanford two weeks after first recruiting call.
- 3: He was one of six players league-wide last season, and is one of two returners, to earn both all-conference and all-defense honors

Career Accolades: 2022-23 Preseason All-Pac-12 first team ... 2022 All-Pac-12 honorable mention ... 2022 Pac-12 All-Defense honorable mention ... 2021 Diamond Head Classic All-Tournament Team ... 2022 Pac-12 Tournament All-Tournament Team.

Trending: 7th all-time in made 3-pointers at Stanford (203). Three away from tying for sixth (Anthony Goods '09), 15 away from the top five ... Averaged 27.0 points per game at the 2022 Pac-12 Tournament, finished 2021-22 with seven 20-point outings ... In double figures seven of the last eight games ... 2.2 stocks (steals + blocks) per game, 2.2 offensive rebounds per game ... 4.0 offensive rebounds per game in Pac-12 play, which is second-best in the league.

JONES' CAREER HIGHS

Points28, vs. Arizona 3/10/22
 FG12, vs. Arizona 3/10/22
 FGA18, vs. Arizona 3/10/22
 3FG 6, twice
 3FGA 12, vs. Arizona State 3/9/22
 FT6, at Arizona State 12/4/22
 FTA 7, twice
 Rebounds 8, four times
 Assists4, three times
 Blocks 4, vs. Wisconsin 11/11/22
 Steals 4, vs. Washington 2/6/22
 Minutes47, at Washington State 2/20/21

ESPN Events Invitational: 10.3 pts, 3.0 reb, 1.7 ast per game

2022-23 GAME-BY-GAME

Opponent	Date	GS	Min	FG-FGA	Pct	3FG-FGA	Pct	FT-FTA	Pct	O/D/T	Avg	PF	FO	A/T	B	S	P	Avg	
PACIFIC	11/07/22	DNP																	
vs Wisconsin	11/11/22		20	3-9	.333	0-5	.000	2-2	1.000	1/3/4	4.0	2	0	1/2	4	1	8	8.0	
SAN DIEGO ST.	11/15/22		26	4-15	.267	2-7	.286	5-7	.714	3/3/6	5.0	1	0	1/0	3	1	15	11.5	
CAL POLY	11/18/22	*	20	4-9	.444	2-5	.400	0-0	.000	3/2/5	5.0	3	0	0/0	0	0	10	11.0	
vs Ole Miss	11/24/22	*	33	5-9	.556	3-4	.750	0-0	.000	2/0/2	4.3	0	0	2/2	1	1	13	11.5	
vs Florida St.	11/25/22	*	29	4-13	.308	0-6	.000	0-0	.000	2/3/5	4.4	1	0	1/1	1	1	8	10.8	
vs Memphis	11/27/22	*	29	4-11	.364	2-5	.400	0-0	.000	1/1/2	4.0	3	0	2/4	0	1	10	10.7	
UCLA	12/01/22	*	29	7-10	.700	3-5	.600	1-2	.500	2/1/3	3.9	2	0	1/4	0	2	18	11.7	
at Arizona St.	12/04/22	*	27	3-13	.231	1-6	.167	6-7	.857	6/0/6	4.1	5	1	0/1	1	0	13	11.9	
GREEN BAY	12/16/22	*	19	4-7	.571	1-3	.333	1-2	.500	0/2/2	3.9	2	0	1/3	1	2	10	11.7	

JONES' SEASON HIGHS

Points 18, vs. UCLA 12/1/22
 FG 7, vs. UCLA 12/1/22
 FGA 15, vs. San Diego State 11/15/22
 3FG 3, twice
 3FGA 7, vs. San Diego State 11/15/22
 FT6, at Arizona State 12/4/22
 FTA 7, twice
 Rebounds 6, twice
 Assists2, twice
 Blocks 4, vs. Wisconsin 11/11/22
 Steals2, twice
 Minutes 33, vs. Ole Miss 11/24/22

CAREER STATS

YEAR	GP	GS	MIN	AVG	FG	FGA	PCT	3-POINT			FT	FTA	PCT	REBOUNDING					PF	FO	AST	TO	BLK	STL	PTS	AVG
								FG	FGA	PCT				OFF	DEF	TOT	AVG									
2019-20	32	29	913	28.5	93	221	.421	81	188	.431	16	23	.696	16	85	101	3.2	59	0	27	27	28	19	283	8.8	
2020-21	26	25	735	28.3	72	173	.416	46	124	.371	22	33	.667	21	80	101	3.9	81	1	27	31	17	32	212	8.2	
2021-22	31	31	827	26.7	136	287	.474	62	165	.376	39	52	.750	52	86	138	4.5	80	1	35	45	18	27	373	12.0	
2022-23	9	7	232	25.8	38	96	.396	14	46	.304	15	20	.750	20	15	35	3.9	19	1	9	17	11	9	105	11.7	
TOTAL	98	92	2707	27.6	339	777	.436	203	523	.388	92	128	.719	109	266	375	3.8	239	3	98	120	74	87	973	9.9	



#15 BENNY GEALER

Freshman | Guard | 6-1 | 160

San Pedro, Calif. | Rolling Hills Prep | Undeclared

Three things to know...

- 1: Won the gold medal with Team USA at the 2022 Maccabi Games in Israel
- 2: 3-star recruit at point guard from Rivals
- 3: Valedictorian at Rolling Hills Prep with a 4.8 GPA

Career Accolades: N/A

Trending: Made career debut against Green Bay (Dec. 16), with three points and three assists.

GEALER'S CAREER HIGHS

Points..... 3, vs. Green Bay 12/16/22
 FG..... 1, vs. Green Bay 12/16/22
 FGA..... 2, vs. Green Bay 12/16/22
 3FG..... 1, vs. Green Bay 12/16/22
 3FGA..... 2, vs. Green Bay 12/16/22
 FT..... -
 FTA..... -
 Rebounds..... 2, vs. Green Bay 12/16/22
 Assists..... 3, vs. Green Bay 12/16/22
 Blocks..... -
 Steals..... 1, vs. Green Bay 12/16/22
 Minutes..... 11, vs. Green Bay 12/16/22

GEALER'S SEASON HIGHS

Points..... 3, vs. Green Bay 12/16/22
 FG..... 1, vs. Green Bay 12/16/22
 FGA..... 2, vs. Green Bay 12/16/22
 3FG..... 1, vs. Green Bay 12/16/22
 3FGA..... 2, vs. Green Bay 12/16/22
 FT..... -
 FTA..... -
 Rebounds..... 2, vs. Green Bay 12/16/22
 Assists..... 3, vs. Green Bay 12/16/22
 Blocks..... -
 Steals..... 1, vs. Green Bay 12/16/22
 Minutes..... 11, vs. Green Bay 12/16/22

2022-23 GAME-BY-GAME

Opponent	Date	GS	Min	FG-FGA	Pct	3FG-FGA	Pct	FT-FTA	Pct	O/D/T	Avg	PF	FO	A/T	B	S	P	Avg
PACIFIC	11/07/22	DNP																
vs. Wisconsin	11/11/22	DNP																
SAN DIEGO ST.	11/15/22	DNP																
CAL POLY	11/18/22	DNP																
vs Ole Miss	11/24/22	DNP																
vs Florida St.	11/25/22	DNP																
vs Memphis	11/27/22	DNP																
UCLA	12/01/22	DNP																
at Arizona St.	12/04/22	DNP																
GREEN BAY	12/16/22		11	1-2	.500	1-2	.500	0-0	.000	0/2/2	2.0	1	0	3/1	0	1	3	3.0

CAREER STATS

YEAR	GP	GS	MIN	AVG	FG	FGA	PCT	3-POINT			FT	FTA	PCT	REBOUNDING							PTS	AVG			
								FG	FGA	PCT				OFF	DEF	TOT	AVG	PF	FO	AST			TO	BLK	STL
2022-23	1	0	11	11.0	1	2	.500	1	2	.500	0	0	.000	0	2	2	2.0	1	0	3	1	0	1	3	3.0
TOTAL	1	0	11	11.0	1	2	.500	1	2	.500	0	0	.000	0	2	2	2.0	1	0	3	1	0	1	3	3.0



#21 NEAL BEGOVICH

Redshirt Junior | Forward | 6-9 | 230

San Francisco, Calif. | St. Ignatius College Prep | Economics

Three things to know...

- 1: Surprised with a scholarship for the 2022-23 season after spending his first three as a walk-on
- 2: Two brothers graduated from Stanford, including Daniel, who played on the basketball team with him from 2019-22
- 3: Switched jersey number from 0 to 21, previously worn by Daniel, to honor his late father, Dan, who played basketball at Cal

Career Accolades: Pac-12 Academic Honor Roll (2021, 2022) ... NABC Honors Court (2022)

Trending: Made season debut Nov. 18 against Cal Poly, scored two points ... Had two points and two assists against Green Bay (Dec. 16)

BEGOVICH'S CAREER HIGHS

Points 3, at North Carolina A&T 12/6/20
 FG 1, six times
 FGA 4, vs. Cal Poly 11/18/22
 3FG 1, at North Carolina A&T 12/6/20
 3FGA 2, vs. Cal Poly 11/18/22
 FT -
 FTA -
 Rebounds 1, three times
 Assists 2, vs. Green Bay 12/16/22
 Blocks -
 Steals 1, vs. Green Bay 12/16/22
 Minutes 5, twice

BEGOVICH'S SEASON HIGHS

Points 2, twice
 FG 1, twice
 FGA 4, vs. Cal Poly 11/18/22
 3FG -
 3FGA 2, vs. Cal Poly 11/18/22
 FT -
 FTA -
 Rebounds 1, vs. Cal Poly 11/18/22
 Assists 2, vs. Green Bay 12/16/22
 Blocks -
 Steals 1, vs. Green Bay 12/16/22
 Minutes 5, twice

2022-23 GAME-BY-GAME

Opponent	Date	GS	Min	FG-FGA	Pct	3FG-FGA	Pct	FT-FTA	Pct	O/D/T	Avg	PF	FO	A/T	B	S	P	Avg
PACIFIC	11/07/22	DNP																
vs. Wisconsin	11/11/22	DNP																
SAN DIEGO ST.	11/15/22	DNP																
CAL POLY	11/18/22		5	1-4	.250	0-2	.000	0-0	.000	0/1/1	1.0	1	0	0/0	0	0	2	2.0
vs Ole Miss	11/24/22	DNP																
vs Florida St.	11/25/22	DNP																
vs Memphis	11/27/22	DNP																
UCLA	12/01/22	DNP																
at Arizona St.	12/04/22	DNP																
GREEN BAY	12/16/22		5	1-2	.500	0-0	.000	0-0	.000	0/0/0	0.5	0	0	2/0	0	1	2	2.0

CAREER STATS

YEAR	GP	GS	MIN	AVG	FG	FGA	PCT	3-POINT			FT	FTA	PCT	REBOUNDING							PTS	AVG				
								FG	FGA	PCT				OFF	DEF	TOT	AVG	PF	FO	AST			TO	BLK	STL	
2020-21	3	0	7	2.3	3	3	1.000	1	1	1.000	0	0	.000	0	1	1	0.3	0	0	0	0	0	0	0	7	2.3
2021-22	4	0	11	2.8	1	2	.500	0	1	.000	0	0	.000	0	1	1	0.3	2	0	0	0	0	0	0	2	0.5
2022-23	2	0	10	5.0	2	6	.333	0	2	.000	0	0	.000	0	1	1	0.5	1	0	2	0	0	1	4	2.0	
TOTAL	9	0	28	3.1	6	11	.545	1	4	.250	0	0	.000	0	3	3	0.3	3	0	2	0	0	1	13	1.4	



#22 JAMES KEEFE

Senior | Forward | 6-9 | 240

Los Angeles, Calif. | Loyola | Economics

Three things to know...

1: Physical rim-running forward, tireless worker. Can defend both post positions.

2: Son of Adam Keefe, a nine-year NBA veteran and Stanford's all-time leading rebounder (1,119) and third-leading scorer (2,319), and Kristin Klein Keefe, an Olympian and four-time All-American on the Stanford volleyball team. Older sisters Caitlin and Michaela, class of 2020, played for Stanford's volleyball team, and won three national titles. Youngest sister, Kerry, is a freshman on the volleyball team at Duke.

3: Spent the summer as a private equity summer analyst at KKR

Career Accolades: CoSIDA Academic All-District (2022) ... Pac-12 Academic Honor Roll (2021, 2022) ... NABC Honors Court (2022)

Trending: First-career double-double, including buzzer-beater for the win with 16 points and 10 rebounds, against Arizona State in the first round of the 2022 Pac-12 Tournament ... Shooting 66.7 percent from the floor ... Multiple offensive rebounds in six of the past eight games (2.3 per game during the stretch) ... Improved to 7.0 rebounds per game over the last five contests.

ESPN Events Invitational: 4.0 pts, 5.3 reb, 1.0 ast per game

KEEFE'S CAREER HIGHS

Points17, vs. Washington 2/6/22
 FG 7, twice
 FGA9, vs. Washington 2/6/22
 3FG -
 3FGA1, vs. Arizona 3/10/22
 FT 6, vs. Arizona State 1/22/22
 FTA 9, vs. Pacific 11/7/22
 Rebounds 11, vs. California 2/1/22
 Assists 4, twice
 Blocks 3, twice
 Steals 2, three times
 Minutes 32, vs. Dartmouth 12/16/21

KEEFE'S SEASON HIGHS

Points 9, twice
 FG 3, four times
 FGA 5, twice
 3FG -
 3FGA -
 FT 4, vs. Green Bay 12/16/22
 FTA 9, vs. Pacific 11/7/22
 Rebounds 8, twice
 Assists4, vs. UCLA 12/1/22
 Blocks3, vs. Memphis 11/27/22
 Steals2 vs. Cal Poly 11/18/22
 Minutes 25, vs. Florida State 11/25/22

2022-23 GAME-BY-GAME

Opponent	Date	GS	Min	FG-FGA	Pct	3FG-FGA	Pct	FT-FTA	Pct	O/D/T	Avg	PF	FO	A/T	B	S	P	Avg
PACIFIC	11/07/22	*	19	2-2	1.000	0-0	.000	3-9	.333	0/2/2	2.0	1	0	2/1	0	1	7	7.0
vs Wisconsin	11/11/22	*	16	1-2	.500	0-0	.000	0-0	.000	0/4/4	3.0	2	0	1/4	0	1	2	4.5
SAN DIEGO ST.	11/15/22	*	24	3-5	.600	0-0	.000	3-5	.600	3/1/4	3.3	2	0	0/2	0	0	9	6.0
CAL POLY	11/18/22	*	15	3-3	1.000	0-0	.000	1-2	.500	3/4/7	4.3	3	0	0/2	0	2	7	6.3
vs Ole Miss	11/24/22	*	20	3-5	.600	0-0	.000	1-1	1.000	1/1/2	3.8	3	0	1/0	0	0	7	6.4
vs Florida St.	11/25/22	*	25	2-2	1.000	0-0	.000	0-3	.000	3/5/8	4.5	1	0	2/0	0	1	4	6.0
vs Memphis	11/27/22	*	22	0-2	.000	0-0	.000	1-2	.500	2/4/6	4.7	1	0	0/0	3	0	1	5.3
UCLA	12/01/22		24	3-4	.750	0-0	.000	3-5	.600	4/3/7	5.0	1	0	4/0	0	1	9	5.8
at Arizona St.	12/04/22		21	1-2	.500	0-0	.000	0-0	.000	0/6/6	5.1	3	0	1/0	0	1	2	5.3
GREEN BAY	12/16/22		16	2-3	.667	0-0	.000	4-4	1.000	2/6/8	5.4	3	0	2/3	0	1	8	5.6

CAREER STATS

YEAR	GP	GS	MIN	AVG	FG	FGA	PCT	3-POINT			FT	FTA	PCT	REBOUNDING							PTS	AVG			
								FG	FGA	PCT				OFF	DEF	TOT	AVG	PF	FO	AST			TO	BLK	STL
2019-20	30	0	272	9.1	27	51	.529	0	0	.000	12	32	.375	16	44	60	2.0	42	0	4	11	7	5	66	2.2
2020-21	24	0	182	7.6	9	26	.346	0	0	.000	12	20	.600	14	28	42	1.8	18	0	6	7	3	4	30	1.3
2021-22	30	24	611	20.4	63	105	.600	0	1	.000	34	56	.607	57	86	143	4.8	50	1	20	21	11	11	160	5.3
2022-23	10	7	202	20.2	20	30	.667	0	0	.000	16	31	.516	18	36	54	5.4	20	0	13	12	3	8	56	5.6
TOTAL	94	31	1267	13.5	119	212	.561	0	1	.000	74	139	.532	105	194	299	3.2	130	1	43	51	24	28	312	3.3



#23 BRANDON ANGEL

Junior | Forward | 6-8 | 240

San Diego, Calif. | Torrey Pines | Economics

Three things to know...

- 1: 247Sports four-star recruit (#123). Top-25 rated forward nationally
- 2: Elite shooter who can line up at either forward position. Chose Stanford over California and Wisconsin
- 3: Ranked fourth in the Pac-12 as a sophomore in scoring off the bench

Career Accolades: Pac-12 Academic Honor Roll (2022)

Trending: Earned first start of his career in the season opener against Pacific (Nov. 7) ... Led the team with 14 points in Milwaukee against Wisconsin (Nov. 11) ... Scored a career-high 22 points vs. Florida State (Nov. 25) ... Six steals in last six games ... Four double-digit scoring outputs.

ESPN Events Invitational: 9.0 pts, 5.7 reb, 1.3 ast, 1.0 stl per game

ANGEL'S CAREER HIGHS

Points 22, vs. Florida State 11/25/22
 FG 8, vs. Florida State 11/25/22
 FGA 15, vs. Florida State 11/25/22
 3FG 4, at Arizona State 3/5/22
 3FGA 7, vs. Utah 2/17/22
 FT 7, vs. Arizona State 1/22/22
 FTA 7, vs. Arizona State 1/22/22
 Rebounds 10, at Oregon 2/10/22
 Assists 4, at Arizona State 12/4/22
 Blocks 2, vs. Green Bay 12/16/22
 Steals 3, twice
 Minutes 31, twice

ANGEL'S SEASON HIGHS

Points 22, vs. Florida State 11/25/22
 FG 8, vs. Florida State 11/25/22
 FGA 15, vs. Florida State 11/25/22
 3FG 2, twice
 3FGA 5, vs. Wisconsin 11/11/22
 FT 4, vs. Florida State 11/25/22
 FTA 4, three times
 Rebounds 8, vs. Florida State 11/25/22
 Assists 4, at Arizona State 12/4/22
 Blocks 2, vs. Green Bay 12/16/22
 Steals 3, vs. UCLA 12/1/22
 Minutes 31, twice

2022-23 GAME-BY-GAME

Opponent	Date	GS	Min	FG-FGA	Pct	3FG-FGA	Pct	FT-FTA	Pct	O/D/T	Avg	PF	FO	A/T	B	S	P	Avg
PACIFIC	11/07/22	*	24	4-4	1.000	2-2	1.000	0-0	.000	0/2/2	2.0	4	0	1/2	0	0	10	10.0
vs Wisconsin	11/11/22	*	31	5-11	.455	1-5	.200	3-4	.750	1/2/3	2.5	4	0	0/1	0	0	14	12.0
SAN DIEGO ST.	11/15/22	*	28	3-5	.600	0-2	.000	3-4	.750	1/3/4	3.0	2	0	1/3	0	0	9	11.0
CAL POLY	11/18/22	*	17	1-3	.333	0-1	.000	0-0	.000	1/1/2	2.8	2	0	1/3	0	0	2	8.8
vs Ole Miss	11/24/22	*	21	1-4	.250	1-4	.250	0-0	.000	0/4/4	3.0	0	0	2/1	0	1	3	7.6
vs Florida St.	11/25/22	*	31	8-15	.533	2-4	.500	4-4	1.000	4/4/8	3.8	2	0	2/1	0	2	22	10.0
vs Memphis	11/27/22	*	22	1-6	.167	0-4	.000	0-0	.000	1/4/5	4.0	3	0	0/0	0	0	2	8.9
UCLA	12/01/22	*	12	1-2	.500	1-1	1.000	2-2	1.000	1/0/1	3.6	3	0	0/5	0	3	5	8.4
at Arizona St.	12/04/22	*	17	0-1	.000	0-0	.000	0-0	.000	1/4/5	3.8	0	0	4/2	0	0	0	7.4
GREEN BAY	12/16/22	*	18	4-9	.444	0-2	.000	2-2	1.000	2/3/5	3.9	3	0	1/1	2	0	10	7.7

CAREER STATS

YEAR	GP	GS	MIN	AVG	FG	FGA	PCT	3-POINT			FT	FTA	PCT	REBOUNDING							PTS	AVG			
								FG	FGA	PCT				OFF	DEF	TOT	AVG	PF	FO	AST			TO	BLK	STL
2020-21	17	0	154	9.1	11	36	.306	5	20	.250	4	4	1.000	2	18	20	1.2	19	0	4	10	1	4	31	1.8
2021-22	32	0	636	19.9	86	183	.470	30	84	.357	45	56	.804	24	70	94	2.9	66	0	21	34	4	11	247	7.7
2022-23	10	10	221	22.1	28	60	.467	7	25	.280	14	16	.875	12	27	39	3.9	23	0	12	19	2	6	77	7.7
TOTAL	59	10	1011	17.1	125	279	.448	42	129	.326	63	76	.829	38	115	153	2.6	108	0	37	63	7	21	355	6.0



#24 JAYLEN THOMPSON

Freshman | Forward | 6-8 | 195

Oakland, Calif. | Southern California Academy | Undeclared

Three things to know...

- 1: Consensus four-star recruit, rated as high as No. 67 by 247Sports
- 2: Elite athlete, switchable defender who can guard multiple positions
- 3: Selected Stanford over USC, Arizona, Arizona State, Harvard, Cal and Washington

Career Accolades: N/A

Trending: N/A

THOMPSON'S CAREER HIGHS

Points.....	-
FG.....	-
FGA.....	-
3FG.....	-
3FGA.....	-
FT.....	-
FTA.....	-
Rebounds.....	-
Assists.....	-
Blocks.....	-
Steals.....	-
Minutes.....	-

THOMPSON'S SEASON HIGHS


Points.....	-
FG.....	-
FGA.....	-
3FG.....	-
3FGA.....	-
FT.....	-
FTA.....	-
Rebounds.....	-
Assists.....	-
Blocks.....	-
Steals.....	-
Minutes.....	-

2022-23 GAME-BY-GAME

Opponent	Date	GS	Min	FG-FGA	Pct	3FG-FGA	Pct	FT-FTA	Pct	O/D/T	Avg	PF	FO	A/T	B	S	P	Avg	
PACIFIC	11/07/22	DNP																	
vs. Wisconsin	11/11/22	DNP																	
SAN DIEGO ST.	11/15/22	DNP																	
CAL POLY	11/18/22	DNP																	
vs Ole Miss	11/24/22	DNP																	
vs Florida St.	11/25/22	DNP																	
vs Memphis	11/27/22	DNP																	
UCLA	12/01/22	DNP																	
at Arizona St.	12/04/22	DNP																	
GREEN BAY	12/16/22	DNP																	

CAREER STATS

YEAR	GP	GS	MIN	AVG	FG	FGA	PCT	3-POINT			FT	FTA	PCT	REBOUNDING							PTS	AVG				
								FG	FGA	PCT				OFF	DEF	TOT	AVG	PF	FO	AST			TO	BLK	STL	
2022-23	0	0	0	0.0	0	0	.000	0	0	.000	0	0	.000	0	0	0	0.0	0	0	0	0	0	0	0	0	0.0
TOTAL	0	0	0	0.0	0	0	.000	0	0	.000	0	0	.000	0	0	0	0.0	0	0	0	0	0	0	0	0	0.0



#25 JOSUE GIL-SILVA

Senior | Guard | 6-1 | 185

Salinas, Calif. | Alisal | Mechanical Engineering

Three things to know...

- 1: Started as a Stanford manager, elevated to the roster as a senior on Dec. 1, 2022
- 2: Cousin of sophomore guard Isa Silva.
- 3: 1,000 point scorer at Alisal High School

Career Accolades: N/A

Trending: Made career debut against Green Bay (Dec. 16).

GIL-SILVA'S CAREER HIGHS

Points.....-

FG.....-

FGA.....-

3FG.....-

3FGA.....-

FT.....-

FTA.....-

Rebounds.....-

Assists.....-

Blocks.....-

Steals.....-

Minutes.....2, vs. Green Bay 12/16/22

GIL-SILVA'S SEASON HIGHS

Points.....-

FG.....-

FGA.....-

3FG.....-

3FGA.....-

FT.....-

FTA.....-

Rebounds.....-

Assists.....-

Blocks.....-

Steals.....-

Minutes.....2, vs. Green Bay 12/16/22

2022-23 GAME-BY-GAME

Opponent	Date	GS	Min	FG-FGA	Pct	3FG-FGA	Pct	FT-FTA	Pct	O/D/T	Avg	PF	FO	A/T	B	S	P	Avg	
PACIFIC	11/07/22	DNP																	
vs Wisconsin	11/11/22	DNP																	
SAN DIEGO ST.	11/15/22	DNP																	
CAL POLY	11/18/22	DNP																	
vs Ole Miss	11/24/22	DNP																	
vs Florida St.	11/25/22	DNP																	
vs Memphis	11/27/22	DNP																	
at Arizona St.	12/01/22	DNP																	
GREEN BAY	12/04/22	DNP																	
			2	0-0	.000	0-0	.000	0-0	.000	0/0/0	0.0	1	0	0/0	0	0	0	0.0	

CAREER STATS

YEAR	GP	GS	MIN	AVG	FG	FGA	PCT	3-POINT			FT	FTA	PCT	REBOUNDING							PTS	AVG			
								FG	FGA	PCT				OFF	DEF	TOT	AVG	PF	FO	AST			TO	BLK	STL
2022-23	1	0	2	2.0	0	0	.000	0	0	.000	0	0	.000	0	0	0	0.0	1	0	0	0	0	0	0	0.0
TOTAL	1	0	2	2.0	0	0	.000	0	0	.000	0	0	.000	0	0	0	0.0	1	0	0	0	0	0	0	0.0



#42 MAXIME RAYNAUD

Sophomore | Forward | 7-1 | 250

Paris, France | Lycee Henri IV | Undeclared

Three things to know...

1: Played for Espoirs Nanterre before Stanford, where he averaged 12.8 points and 8.7 rebounds per game. Can stretch his game to the 3-point line. Teammate of projected 2023 NBA top pick Victor Wembanyama.

2: Part of French national team system. Won a silver medal at the FIBA U16 European Championships in 2019 in Italy.

3: Attended the prestigious Lycee Henri IV in Paris, interested in astrophysics

Career Accolades: N/A

Trending: Scored a career-high 22 points on 9-of-11 shooting in the season-opener against Pacific (Nov. 7) ... Ranks 9th in the Pac-12 in field goal percentage ... Leads the team in rebounds ... One of four players averaging at least 1.5 steals and 1.0 blocks per game in Pac-12 play ... Six steals in last four games, four blocks over last three games.

ESPN Events Invitational: 4.3 pts, 7.0 reb, 1.0 ast per game

RAYNAUD'S CAREER HIGHS

Points..... 22, vs. Pacific 11/7/22
 FG..... 9, vs. Pacific 11/7/22
 FGA..... 11, vs. Pacific 11/7/22
 3FG..... 2, vs. Cal Poly 11/18/22
 3FGA..... 3, twice
 FT..... 3, vs. Pacific 11/7/22
 FTA..... 5, vs. Pacific 11/7/22
 Rebounds.....10, at Santa Clara 11/12/21
 Assists.....4, at Santa Clara 11/12/21
 Blocks.....2, four times
 Steals.....2, three times
 Minutes..... 24, twice

RAYNAUD'S SEASON HIGHS

Points..... 22, vs. Pacific 11/7/22
 FG..... 9, vs. Pacific 11/7/22
 FGA..... 11, vs. Pacific 11/7/22
 3FG..... 2, vs. Cal Poly 11/18/22
 3FGA..... 3, twice
 FT..... 3, vs. Pacific 11/7/22
 FTA..... 5, vs. Pacific 11/7/22
 Rebounds..... 9, twice
 Assists..... 2, vs. Florida State 11/25/22
 Blocks.....2, three times
 Steals.....2, twice
 Minutes.....24, vs. Wisconsin 11/11/22

2022-23 GAME-BY-GAME

Opponent	Date	GS	Min	FG-FGA	Pct	3FG-FGA	Pct	FT-FTA	Pct	O/D/T	Avg	PF	FO	A/T	B	S	P	Avg
PACIFIC	11/07/22		21	9-11	.818	1-1	1.000	3-5	.600	2/7/9	9.0	2	0	1/2	2	0	22	22.0
vs Wisconsin	11/11/22		24	1-4	.250	0-1	.000	1-2	.500	0/6/6	7.5	1	0	0/2	1	0	3	12.5
SAN DIEGO ST.	11/15/22		14	3-5	.600	0-1	.000	1-2	.500	1/2/3	6.0	1	0	0/1	0	0	7	10.7
CAL POLY	11/18/22		22	4-6	.667	2-3	.667	0-1	.000	1/3/4	5.5	1	0	1/0	1	0	10	10.5
vs Ole Miss	11/24/22		20	1-6	.167	0-3	.000	0-0	.000	1/4/5	5.4	1	0	0/1	2	0	2	8.8
vs Florida St.	11/25/22		14	3-4	.750	0-0	.000	0-0	.000	3/4/7	5.7	1	0	2/2	0	0	6	8.3
vs Memphis	11/27/22		18	2-4	.500	1-1	1.000	0-0	.000	4/5/9	6.1	0	0	1/1	0	2	5	7.9
UCLA	12/01/22	*	14	1-3	.333	0-1	.000	0-0	.000	0/2/2	5.6	4	0	0/0	1	2	2	7.1
at Arizona St.	12/04/22	*	19	5-7	.714	0-2	.000	0-0	.000	0/5/5	5.6	0	0	0/2	1	1	10	7.4
GREEN BAY	12/16/22	*	18	3-6	.500	0-1	.000	0-0	.000	2/3/5	5.5	2	0	0/2	2	1	6	7.3

CAREER STATS

YEAR	GP	GS	MIN	AVG	FG	FGA	PCT	3-POINT			FT	FTA	PCT	REBOUNDING							PTS	AVG			
								FG	FGA	PCT				OFF	DEF	TOT	AVG	PF	FO	AST			TO	BLK	STL
2021-22	29	5	349	12.0	53	98	.541	11	26	.423	14	26	.538	35	76	111	3.8	41	1	22	32	6	5	131	4.5
2022-23	10	3	184	18.4	32	56	.571	4	14	.286	5	10	.500	14	41	55	5.5	13	0	5	13	10	6	73	7.3
TOTAL	39	8	533	13.7	85	154	.552	15	40	.375	19	36	.528	49	117	166	4.3	54	1	27	45	16	11	204	5.2



#55 HARRISON INGRAM

Sophomore | Forward | 6-7 | 230
 Dallas, Texas | St. Mark's | Undeclared

Three things to know...

- 1: Reigning Pac-12 Freshman of the Year, Stanford's first to win the honor since Casey Jacobsen in 2000
- 2: Consensus five-star recruit, rated No. 12 nationally by Rivals, No. 16 by 247Sports and No. 20 by ESPN. Ninth McDonald's All-American in program history
- 3: Won a gold medal at the FIBA U19 World Cup with the United States, where head coach Jerod Haase was an assistant coach

Career Accolades: 2022-23 Preseason All-Pac-12 first team ... 2023 Julius Erving Small Forward of the Year watch list ... 2023 Naismith Trophy watch list ... 2023 Wooden Award watch list ... 2022 Pac-12 Freshman of the Year ... 2022 All-Pac-12 honorable mention ... 2022 Pac-12 All-Freshman Team ... 2022 Preseason All-Pac-12 honorable mention ... 2022 Julius Erving Small Forward of the Year Top-10 Finalist ... Six-time Pac-12 Freshman of the Week (Nov. 15, Dec. 13, Dec. 20, Dec. 27, Jan. 31, Feb. 14) ... Stanford Athletic Board Conference Athlete of the Year (2022)

INGRAM'S CAREER HIGHS

Points.....24, vs. Ole Miss 11/24/22
 FG.....8, vs. San Jose State 11/15/21
 FGA.....15, vs. Dartmouth 12/16/21
 3FG.....3, four times
 3FGA.....7, four times
 FT.....9, vs. Ole Miss 11/24/22
 FTA.....10, twice
 Rebounds.....11, vs. San Jose State 11/15/21
 Assists.....9, at Oregon State 2/12/22
 Blocks.....2, twice
 Steals.....3, three times
 Minutes.....38, twice

Trending: Nation's only rising sophomore to have averaged at least 10 points, six rebounds and three assists per game last season as a freshman ... Tallied a career-best 24 points against Ole Miss (Nov. 24) ... Averaging 11.5 points per game over the last six contests ... Only player averaging at least 2.0 steals and 1.0 blocks per game in Pac-12 play, recorded one blocked shot in each of the last five games.

ESPN Events Invitational: 14.7 pts, 5.3 reb, 2.0 ast per game. Ranked fifth in the tournament in scoring, second in made free throws.

2022-23 GAME-BY-GAME

Opponent	Date	GS	Min	FG-FGA	Pct	3FG-FGA	Pct	FT-FTA	Pct	O/D/T	Avg	PF	FO	A/T	B	S	P	Avg
PACIFIC	11/07/22	*	31	2-6	.333	1-4	.250	2-4	.500	2/4/6	6.0	2	0	6/4	1	0	7	7.0
vs Wisconsin	11/11/22	*	32	2-8	.250	0-2	.000	2-4	.500	2/6/8	7.0	2	0	1/3	2	0	6	6.5
SAN DIEGO ST.	11/15/22	*	32	4-9	.444	1-3	.333	2-2	1.000	0/4/4	6.0	2	0	2/3	0	0	11	8.0
CAL POLY	11/18/22	*	19	2-6	.333	1-2	.500	0-0	.000	1/3/4	5.5	3	0	8/1	0	1	5	7.3
vs Ole Miss	11/24/22	*	25	6-12	.500	3-5	.600	9-10	.900	2/2/4	5.2	3	0	2/2	0	0	24	10.6
vs Florida St.	11/25/22	*	25	3-11	.273	0-4	.000	4-7	.571	1/5/6	5.3	2	0	0/4	1	0	10	10.5
vs Memphis	11/27/22	*	33	4-13	.308	2-5	.400	0-0	.000	2/4/6	5.4	3	0	4/3	1	1	10	10.4
UCLA	12/01/22	*	20	3-8	.375	0-5	.000	0-0	.000	0/1/1	4.9	1	0	1/2	1	1	6	9.9
at Arizona St.	12/04/22	*	29	5-14	.357	0-3	.000	2-3	.667	3/2/5	4.9	1	0	5/3	1	3	12	10.1
GREEN BAY	12/16/22	*	18	3-6	.500	1-2	.500	0-0	.000	0/1/1	4.5	2	0	0/1	1	0	7	9.8

INGRAM'S SEASON HIGHS

Points.....24, vs. Ole Miss 11/24/22
 FG.....6, vs. Ole Miss 11/24/22
 FGA.....14, at Arizona State 12/4/22
 3FG.....3, vs. Ole Miss 11/24/22
 3FGA.....5, three times
 FT.....9, vs. Ole Miss 11/24/22
 FTA.....10, vs. Ole Miss 11/24/22
 Rebounds.....8, vs. Wisconsin 11/11/22
 Assists.....8, vs. Cal Poly 11/18/22
 Blocks.....2, vs. Wisconsin 11/11/22
 Steals.....3, at Arizona State 12/4/22
 Minutes.....33, vs. Memphis 11/27/22

CAREER STATS

YEAR	GP	GS	MIN	AVG	FG	FGA	PCT	3-POINT			FT	FTA	PCT	REBOUNDING					PF	FO	AST	TO	BLK	STL	PTS	AVG
								FG	FGA	PCT				OFF	DEF	TOT	AVG									
2021-22	32	30	995	31.1	119	307	.388	36	115	.313	63	95	.663	58	156	214	6.7	54	0	97	72	8	30	337	10.5	
2022-23	10	10	264	26.4	34	93	.366	9	35	.257	21	30	.700	13	32	45	4.5	21	0	29	26	8	6	98	9.8	
TOTAL	42	40	1259	30.0	153	400	.383	45	150	.300	84	125	.672	71	188	259	6.2	75	0	126	98	16	36	435	10.4	



**2022-23 Stanford Men's Basketball
Team Game-by-Game
All games**

Opponent	Date	Score	Total		3-Pointers		Free throws			Rebounds				PF	A	TO	BLK	STL	PTS	AVG
			FG-FGA	PCT	3FG-3FGA	PCT	FT-FTA	PCT	OFF	DEF	TOT	AVG								
Pacific	11/07/2022	88-78 W	29-48	.604	8-22	.364	22-34	.647	6	30	36	36.0	15	18	16	3	5	88	88.0	
vs Wisconsin	11/11/2022	50-60 L	17-47	.362	1-16	.063	15-23	.652	7	31	38	37.0	20	6	16	9	5	50	69.0	
San Diego St.	11/15/2022	62-74 L	21-52	.404	4-18	.222	16-24	.667	12	20	32	35.3	19	10	17	4	3	62	66.7	
Cal Poly	11/18/2022	80-43 W	29-59	.492	14-29	.483	8-12	.667	12	30	42	37.0	22	18	13	2	7	80	70.0	
vs Ole Miss	11/24/2022	68-72 L	23-57	.404	7-22	.318	15-16	.938	7	23	30	35.6	13	14	9	3	5	68	69.6	
vs Florida St.	11/25/2022	70-60 W	27-64	.422	3-26	.115	13-20	.650	16	28	44	37.0	13	12	14	2	7	70	69.7	
vs Memphis	11/27/2022	48-56 L	17-58	.293	10-33	.303	4-6	.667	15	26	41	37.6	15	10	15	4	7	48	66.6	
UCLA	12/01/2022	66-80 L	24-53	.453	9-27	.333	9-14	.643	11	13	24	35.9	15	15	17	3	11	66	66.5	
at Arizona St.	12/04/2022	64-68 L	23-64	.359	6-27	.222	12-14	.857	13	24	37	36.0	19	16	15	6	10	64	66.2	
Green Bay	12/16/2022	85-40 W	33-61	.541	9-24	.375	10-12	.833	9	27	36	36.0	19	18	13	8	11	85	68.1	
Total		681	243-563	.432	71-244	.291	124-175	.709	108	252	360	36.0	170	137	145	44	71	681	68.1	
Opponents		631	229-540	.424	60-201	.299	113-159	.711	75	239	314	31.4	175	116	144	27	73	631	63.1	

Stanford Averages

Games Played	Points/game	FG Pct	3FG Pct	FT Pct	Rebounds/game	Assists/game	Turnovers/game	Assist/Turnover ratio	Steals/game	Blocks/game
10	68.1	43.2	29.1	70.9	36.0	13.7	14.5	0.9	7.1	4.4



**2022-23 Stanford Men's Basketball
Opponents Game-by-Game
All games**

Opponent	Date	Score	Total		3-Pointers		Free throws		Rebounds				PF	A	TO	BLK	STL	PTS	AVG
			FG-FGA	PCT	3FG-3FGA	PCT	FT-FTA	PCT	OFF	DEF	TOT	AVG							
Pacific	11/07/2022	88-78 W	28-67	.418	11-30	.367	11-14	.786	9	22	31	31.0	24	11	12	2	7	78	78.0
vs Wisconsin	11/11/2022	50-60 L	22-59	.373	5-20	.250	11-18	.611	9	23	32	31.5	20	9	9	4	11	60	69.0
San Diego St.	11/15/2022	62-74 L	26-51	.510	8-21	.381	14-18	.778	3	24	27	30.0	21	15	11	2	9	74	70.7
Cal Poly	11/18/2022	80-43 W	12-43	.279	6-23	.261	13-18	.722	5	20	25	28.8	17	5	16	1	4	43	63.8
vs Ole Miss	11/24/2022	68-72 L	29-58	.500	4-11	.364	10-15	.667	8	27	35	30.0	14	14	11	2	6	72	65.4
vs Florida St.	11/25/2022	70-60 W	21-48	.438	6-20	.300	12-18	.667	3	23	26	29.3	18	13	15	5	10	60	64.5
vs Memphis	11/27/2022	48-56 L	21-54	.389	6-18	.333	8-11	.727	7	28	35	30.1	11	14	10	4	7	56	63.3
UCLA	12/01/2022	66-80 L	32-54	.593	6-14	.429	10-11	.909	7	21	28	29.9	17	13	16	2	4	80	65.4
at Arizona St.	12/04/2022	64-68 L	25-57	.439	4-23	.174	14-20	.700	11	30	41	31.1	16	15	17	4	11	68	65.7
Green Bay	12/16/2022	85-40 W	13-49	.265	4-21	.190	10-16	.625	13	21	34	31.4	17	7	27	1	4	40	63.1
Total		631	229-540	.424	60-201	.299	113-159	.711	75	239	314	31.4	175	116	144	27	73	631	63.1
Stanford		681	243-563	.432	71-244	.291	124-175	.709	108	252	360	36.0	170	137	145	44	71	681	68.1

Opponents Averages

Games Played	Points/game	FG Pct	3FG Pct	FT Pct	Rebounds/game	Assists/game	Turnovers/game	Assist/Turnover ratio	Steals/game	Blocks/game
10	63.1	42.4	29.9	71.1	31.4	11.6	14.4	0.8	7.3	2.7



2022-23 Stanford Men's Basketball Combined Team Statistics All games

Game Records

Record	Overall	Home	Away	Neutral
ALL GAMES	4-6	3-2	0-1	1-3
CONFERENCE	0-2	0-1	0-1	0-0
NON-CONFERENCE	4-4	3-1	0-0	1-3

Score by Periods

Team	1st	2nd	OT	TOT
Stanford	296	385	0	681
Opponents	306	325	0	631

Team Box Score

No.	Player				Total		3-Point		F-Throw		Rebounds											
		GP-GS	MIN	AVG	FG-FGA	FG%	3FG-3FGA	3FG%	FT-FTA	FT%	OFF	DEF	TOT	AVG	PF	DQ	A	TO	BLK	STL	PTS	AVG
14	JONES, Spencer	9-7	231:47	25.8	38-96	.396	14-46	.304	15-20	.750	20	15	35	3.9	19	1	9	17	11	9	105	11.7
55	INGRAM, Harrison	10-10	264:41	26.5	34-93	.366	9-35	.257	21-30	.700	13	32	45	4.5	21	0	29	26	8	6	98	9.8
13	JONES, Michael	10-3	259:55	26.0	29-80	.363	12-53	.226	27-36	.750	4	26	30	3.0	19	0	22	9	3	11	97	9.7
23	ANGEL, Brandon	10-10	218:32	21.9	28-60	.467	7-25	.280	14-16	.875	12	27	39	3.9	23	0	12	19	2	6	77	7.7
42	RAYNAUD, Maxime	10-3	186:03	18.6	32-56	.571	4-14	.286	5-10	.500	14	41	55	5.5	13	0	5	13	10	6	73	7.3
22	KEEFE, James	10-7	202:30	20.3	20-30	.667	0-0	.000	16-31	.516	18	36	54	5.4	20	0	13	12	3	8	56	5.6
10	MURRELL, Max	10-0	150:27	15.0	14-30	.467	8-19	.421	10-12	.833	5	22	27	2.7	10	0	7	4	7	5	46	4.6
11	AGARWAL, Ryan	7-0	60:40	8.7	11-20	.550	8-16	.500	0-0	.000	0	6	6	0.9	3	0	2	5	0	3	30	4.3
3	MOSS, Jarvis	4-0	27:53	7.0	6-15	.400	4-9	.444	0-0	.000	1	5	6	1.5	1	0	1	0	0	0	16	4.0
5	O'CONNELL, Michael	10-5	211:11	21.1	15-39	.385	2-12	.167	8-9	.889	5	17	22	2.2	13	0	18	18	0	10	40	4.0
1	SILVA, Isa	10-5	161:42	16.2	13-35	.371	2-11	.182	8-11	.727	0	8	8	0.8	25	0	14	14	0	5	36	3.6
15	GEALER, Benny	1-0	10:33	10.6	1-2	.500	1-2	.500	0-0	.000	0	2	2	2.0	1	0	3	1	0	1	3	3.0
21	BEGOVICH, Neal	2-0	10:26	5.2	2-6	.333	0-2	.000	0-0	.000	0	1	1	0.5	1	0	2	0	0	1	4	2.0
25	GIL-SILVA, Josue	1-0	01:50	1.8	0-0	.000	0-0	.000	0-0	.000	0	0	0	0.0	1	0	0	0	0	0	0	0.0
2	YUAN, Roy	1-0	01:50	1.8	0-1	.000	0-0	.000	0-0	.000	0	0	0	0.0	0	0	0	0	0	0	0	0.0
Team											16	14	30				7					
Total		10	2000		243-563	.432	71-244	.291	124-175	.709	108	252	360	36.0	170	1	137	145	44	71	681	68.1
Opponents		10	2000		229-540	.424	60-201	.299	113-159	.711	75	239	314	31.4	175	2	116	144	27	73	631	63.1

Team Statistics

	STAN	OPP
Scoring	681	631
Points per game	68.1	63.1
Scoring margin	+5.0	-
Field goals-att	243-563	229-540
Field goal pct	.432	.424
3 point fg-att	71-244	60-201
3-point FG pct	.291	.299
3-pt FG made per game	7.1	6.0
Free throws-att	124-175	113-159
Free throw pct	.709	.711
F-Throws made per game	12.4	11.3
Rebounds	360	314
Rebounds per game	36.0	31.4
Rebounding margin	+4.6	-
Assists	137	116
Assists per game	13.7	11.6
Turnovers	145	144
Turnovers per game	14.5	14.4
Turnover margin	-0.1	-
Assist/turnover ratio	0.9	0.8
Steals	71	73
Steals per game	7.1	7.3
Blocks	44	27
Blocks per game	4.4	2.7
Winning streak	1	-
Home win streak	1	-
Attendance	17019	7243
Home games-Avg/Game	5-3404	1-7243
Neutral site-Avg/Game	-	4-5062

Team Results

Date	Opponent		Score	Att.
11/07/2022	Pacific	W	88-78	3380
11/11/2022	vs Wisconsin	L	50-60	17927
11/15/2022	San Diego St.	L	62-74	3945
11/18/2022	Cal Poly	W	80-43	2263
11/24/2022	vs Ole Miss	L	68-72	1211
11/25/2022	vs Florida St.	W	70-60	1108
11/27/2022	vs Memphis	L	48-56	0
12/01/2022	UCLA	L	66-80	4848
12/04/2022	at Arizona St.	L	64-68	7243
12/16/2022	Green Bay	W	85-40	2583





**2022-23 Stanford Men's Basketball
Combined Team Statistics
In Conference games**

Game Records

Record	Overall	Home	Away	Neutral
ALL GAMES	0-2	0-1	0-1	0-0
CONFERENCE	0-2	0-1	0-1	0-0
NON-CONFERENCE	0-0	0-0	0-0	0-0

Score by Periods

Team	1st	2nd	OT	TOT
Stanford	50	80	0	130
Opponents	82	66	0	148

Team Box Score

No.	Player				Total		3-Point		F-Throw		Rebounds											
		GP-GS	MIN	AVG	FG-FGA	FG%	3FG-3FGA	3FG%	FT-FTA	FT%	OFF	DEF	TOT	AVG	PF	DQ	A	TO	BLK	STL	PTS	AVG
14	JONES, Spencer	2-2	56:41	28.3	10-23	.435	4-11	.364	7-9	.778	8	1	9	4.5	7	1	1	5	1	2	31	15.5
13	JONES, Michael	2-0	51:23	25.7	7-19	.368	4-13	.308	4-5	.800	1	5	6	3.0	4	0	6	2	0	3	22	11.0
55	INGRAM, Harrison	2-2	48:31	24.3	8-22	.364	0-8	.000	2-3	.667	3	3	6	3.0	2	0	6	5	2	4	18	9.0
42	RAYNAUD, Maxime	2-2	32:57	16.5	6-10	.600	0-3	.000	0-0	.000	0	7	7	3.5	4	0	0	2	2	3	12	6.0
11	AGARWAL, Ryan	2-0	19:02	9.5	4-7	.571	3-6	.500	0-0	.000	0	1	1	0.5	1	0	1	2	0	1	11	5.5
22	KEEFE, James	2-0	45:10	22.6	4-6	.667	0-0	.000	3-5	.600	4	9	13	6.5	4	0	5	0	0	2	11	5.5
1	SILVA, Isa	2-1	31:55	16.0	3-9	.333	1-3	.333	1-2	.500	0	1	1	0.5	7	0	2	4	0	0	8	4.0
5	O'CONNELL, Michael	2-1	49:46	24.9	2-11	.182	1-3	.333	2-2	1.000	1	1	2	1.0	0	0	5	2	0	2	7	3.5
10	MURRELL, Max	2-0	35:46	17.9	2-7	.286	1-6	.167	0-0	.000	1	4	5	2.5	2	0	1	0	4	1	5	2.5
23	ANGEL, Brandon	2-2	28:49	14.4	1-3	.333	1-1	1.000	2-2	1.000	2	4	6	3.0	3	0	4	7	0	3	5	2.5
Team											4	1	5				3					
Total		2	400		47-117	.402	15-54	.278	21-28	.750	24	37	61	30.5	34	1	31	32	9	21	130	65.0
Opponents		2	400		57-111	.514	10-37	.270	24-31	.774	18	51	69	34.5	33	1	28	33	6	15	148	74.0

Team Statistics

	STAN	OPP
Scoring	130	148
Points per game	65.0	74.0
Scoring margin	-9.0	-
Field goals-att	47-117	57-111
Field goal pct	.402	.514
3 point fg-att	15-54	10-37
3-point FG pct	.278	.270
3-pt FG made per game	7.5	5.0
Free throws-att	21-28	24-31
Free throw pct	.750	.774
F-Throws made per game	10.5	12.0
Rebounds	61	69
Rebounds per game	30.5	34.5
Rebounding margin	-4.0	-
Assists	31	28
Assists per game	15.5	14.0
Turnovers	32	33
Turnovers per game	16.0	16.5
Turnover margin	+0.5	-
Assist/turnover ratio	1.0	0.8
Steals	21	15
Steals per game	10.5	7.5
Blocks	9	6
Blocks per game	4.5	3.0
Winning streak	0	-
Home win streak	0	-
Attendance	4848	7243
Home games-Avg/Game	1-4848	1-7243
Neutral site-Avg/Game	-	0-0

Team Results

Date	Opponent		Score	Att.
12/01/2022	UCLA	L	66-80	4848
12/04/2022	at Arizona St.	L	64-68	7243






1 **Isa Silva**

G • 6-4 • 190 • So.
Sacramento, Calif.
Jesuit



2 **Roy Yuan**

G • 6-1 • 170 • Sr.
San Jose, Calif.
Saint Francis



3 **Jarvis Moss**

G • 6-4 • 200 • So.
Concord, N.C.
Cannon School



5 **Michael O'Connell**

G • 6-2 • 195 • Jr.
Mineola, N.Y.
Blair Academy (N.J.)



10 **Max Murrell**

F • 6-9 • 225 • Jr.
Omaha, Neb.
Millard North



11 **Ryan Agarwal**

G • 6-6 • 190 • Fr.
Coppell, Texas
Coppell



13 **Michael Jones**

G • 6-5 • 205 • Gr.
Woodbury, Minn.
Davidson



14 **Spencer Jones**

F • 6-7 • 225 • Sr.
Roeland Park, Kan.
Bishop Miege



15 **Benny Gealer**

G • 6-1 • 160 • Fr.
San Pedro, Calif.
Rolling Hills Prep



21 **Neal Begovich**

F • 6-9 • 230 • R-Jr.
San Francisco, Calif.
St. Ignatius College Prep



22 **James Keefe**

F • 6-9 • 240 • Sr.
Los Angeles, Calif.
Loyola




23 **Brandon Angel**

F • 6-8 • 240 • Jr.
San Diego, Calif.
Torrey Pines



24 **Jaylen Thompson**

F • 6-8 • 195 • Fr.
Oakland, Calif.
Southern CA Academy



25 **Josue Gil-Silva**

G • 6-1 • 185 • Sr.
Salinas, Calif.
Alisal



42 **Maxime Raynaud**

F • 7-1 • 250 • So.
Paris, France
Lycee Henri IV



55 **Harrison Ingram**

F • 6-7 • 230 • So.
Dallas, Texas
St. Mark's



Jerod Haase

Anne and Tony
Joseph Director of
Men's Basketball




Jesse Pruitt

James C. Gaither
Assistant Men's
Basketball Coach



Rob Ehsan

Oscar da Silva
Assistant Men's
Basketball Coach



Brandon Dunson

Assistant Coach



David Berkun

Assistant Athletics
Director, Men's
Basketball



Nate Britt II

Director of Player
Development



Michael Chatman

Sports Performance
Coach



Jack Frost

Assistant to the
Head Coach



Dominic Vincentini

Associate Athletic
Trainer



Michael Reutt

Assitant Director,
Basketball
Operations