

# STANFORD



NEXT  
STARTS >>>  
NOW

2019 STANFORD FOOTBALL





**Contents**

Quick Facts ..... 1  
 Numerical Roster ..... 2  
 Alphabetical Roster ..... 3  
 Student-Athletes ..... 4-40  
 Staff ..... 41-55  
 2018 Statistics ..... 56-80  
 Record Book ..... 81-154

This production of Stanford University’s Athletic Communications Department was written, compiled and edited by Scott Swegan and Eric Dolan.

Cover design by Eric Hurd.

Photos by ISI Photos.

Special thanks to all previous Stanford football media relations directors, Alan George, Terry Johnson, Brian Risso, Nick Sako, Mark Soltau, Jenny Claypool and John Platz.

**2019 Schedule**

Date	Opponent	Time
<b>8.31</b>	<b>NORTHWESTERN</b> .....	<b>1 p.m.</b>
9.7	at USC *	7:30 p.m.
9.14	at UCF.....	12:30 p.m.
<b>9.21</b>	<b>OREGON *</b> .....	<b>TBA</b>
9.28	at Oregon State *	TBA
<b>10.5</b>	<b>WASHINGTON *</b> .....	<b>TBA</b>
<b>10.17</b>	<b>UCLA *</b> .....	<b>6 p.m.</b>
<b>10.26</b>	<b>ARIZONA *</b> .....	<b>TBA</b>
11.9	at Colorado *	TBA
11.16	at Washington State *	TBA
<b>11.23</b>	<b>CALIFORNIA *</b> .....	<b>TBA</b>
<b>11.30</b>	<b>NOTRE DAME</b> .....	<b>TBA</b>

**HOME GAME** • \* Pac-12 contest • All times PT

**2018 Schedule and Results**  
**9-4 overall • 6-3 Pac-12**

Date	Opponent	Result
<b>8.31</b>	<b>SAN DIEGO STATE</b> .....	<b>W, 31-10</b>
<b>9.8</b>	<b>#17 USC *</b> .....	<b>W, 17-3</b>
<b>9.15</b>	<b>UC DAVIS</b> .....	<b>W, 30-10</b>
9.22	at #20 Oregon *	W, 38-31 (OT)
9.29	at #8 Notre Dame.....	L, 17-38
<b>10.6</b>	<b>UTAH *</b> .....	<b>L, 21-40</b>
10.18	at Arizona State *	W, 20-13
<b>10.27</b>	<b>#14 WASHINGTON STATE *</b> .....	<b>L, 38-41</b>
11.3	at Washington *	L, 23-27
<b>11.10</b>	<b>OREGON STATE *</b> .....	<b>W, 48-17</b>
11.24	at UCLA *	W, 49-42
12.1	at California *	W, 23-13
12.31	vs. Pittsburgh **.....	W, 14-13

**HOME GAME**

\* Pac-12 contest

\*\* Sun Bowl (El Paso, Texas)

**Future Schedule**

Date	Opponent	Season
9.5	William & Mary.....	2020
10.10	at Notre Dame.....	2020
11.28	BYU.....	2020
9.4	at Kansas State.....	2021
9.18	at Vanderbilt.....	2021
11.27	Notre Dame.....	2021
10.15	at Notre Dame.....	2022
11.26	BYU.....	2022
9.2	at BYU.....	2023
11.25	Notre Dame.....	2023
8.31	TCU.....	2024
9.7	Vanderbilt.....	2024
9.6	at Vanderbilt.....	2025
9.13	at BYU.....	2025
9.4	at TCU.....	2027
9.11	Vanderbilt.....	2027
9.2	at Boston College.....	2028
9.15	Boston College.....	2029

**Quick Facts**

Location • Founded ..... Stanford, Calif. • 1891  
 Nickname • Colors ..... Cardinal • Cardinal and White  
 Enrollment..... 16,520 (7,083 undergraduate)  
 Stadium ..... Stanford Stadium (50,424 • natural grass)  
 Conference ..... Pacific-12  
 President ..... Marc Tessier-Lavigne  
 Provost..... Persis Drell  
 Jaquish & Kenninger Director of Athletics ..... Bernard Muir  
 Faculty Representative ..... Jeff Koseff

**Staff**

Bradford M. Freeman Director of Football..... David Shaw  
 Associate Head Coach..... Lance Anderson  
 »Willie Shaw Director of Defense • Outside Linebackers  
 Andrew Luck Director of Offense ..... Tavita Pritchard  
 »Kevin M. Hogan Quarterbacks Coach  
 Special Teams Coordinator..... Pete Alamar  
 Run Game Coordinator • Offensive Line..... Kevin Carberry  
 Couch Family Defensive Backs Coach ..... Duane Akina  
 Running Backs..... Ron Gould  
 Inside Linebackers ..... Peter Hansen  
 Wide Receivers..... Bobby Kennedy  
 Defensive Line ..... Diron Reynolds  
 Tight Ends..... Morgan Turner  
 Offensive Quality Control Analyst..... Tsuyoshi Kawata  
 Offensive Quality Control Analyst..... Timot Lamarre  
 Offensive Quality Control Analyst..... Greg Mangan  
 Defensive Quality Control Analyst..... Steve Donatell  
 Special Teams Quality Control Analyst ..... Matt Moran  
 Offensive Graduate Assistant..... John Sikora  
 Defensive Graduate Assistant ..... Patrick Moynahan  
 Defensive Graduate Assistant ..... Bill Doane  
 Defensive Graduate Assistant ..... Shane Wickes  
 Offensive Student Assistant..... Austin Maihen  
 Senior Associate Athletics Director ..... Matt Doyle  
 »Football Operations & Player Programs  
 Associate Athletics Director ..... Mike Eubanks  
 »Recruiting and Football Relations  
 Assistant Athletics Director..... Callie Dale  
 »Football Operations & Student-Athlete Well-Being  
 Associate Director • Recruiting Operations.....Alexa Malone  
 Assistant Director • Recruiting Operations..... Ryan McGrady  
 Operations and Recruiting Assistant..... Kate Dalman  
 Administrative Associate..... Theresa Miraglia  
 Video Director..... Mike Gleeson  
 Video Producer..... KC Hahey  
 Kissick Family Director of Football Sports Performance..... Cullen Carroll  
 Sports Performance Coach..... Darius Reese  
 Sports Performance Coach..... Sam Contorno  
 Sports Performance Coach..... James Perez  
 Sports Performance Coach..... Thomas Farniok  
 Director of Football Equipment..... Gregory Valenzisi  
 Assistant Equipment Manager..... Alex Silva  
 Team Physician..... Seth Sherman, MD  
 Team Physician..... Gerald Keene, MD  
 Team Physician..... Calvin Hwang, MD  
 Head Physical Therapist ..... Floyd Vito Cruz  
 Director of Athletic Training..... Anthony Pass  
 Head Football Athletic Trainer ..... Nathan Peck  
 Associate Athletic Trainer ..... Karmont Mak  
 Assistant Athletic Trainer ..... Emily Wilder  
 Director • Communications..... Scott Swegan  
 swegans@stanford.edu • 419.575.9148  
 Assistant Director • Communications..... Tyler Geivett  
 tgeivett@stanford.edu • 650-313-9338



Numerical Roster



NO	NAME	POS	HT	WT	CL	HOMETOWN / PREVIOUS SCHOOL
2	Colby Bowman	WR	6-2	197	Fr	Orange, Calif. / St. John Bosco
2	Curtis Robinson	ILB	6-3	236	Sr	Irvine, Calif. / Mater Dei
3	Malik Antoine	FS	5-11	197	Sr	Baton Rouge, La. / University Laboratory
3	K.J. Costello	QB	6-5	222	Sr	Coto de Caza, Calif. / Santa Margarita Catholic
4	J.J. Parson	FS	5-10	176	Sr	Chandler, Ariz. / Hamilton
4	Michael Wilson	WR	6-2	210	So	Simi Valley, Calif. / Chaminade
5	Donjae Logan	CB	5-11	187	So	Mesa, Ariz. / Desert Ridge
5	Connor Wedington	WR	6-0	200	Jr	Lake Tapps, Wash. / Sumner
6	Isaiah Brandt-Sims	WR	5-11	187	6th	Wenatchee, Wash. / Wenatchee
6	Andres Fox	OLB	6-4	252	So	Mobile, Ala. / Mobile Christian
8	Treyjohn Butler	CB	5-11	205	Sr	Rancho Cucamonga, Calif. / Etiwanda
8	Donald Stewart	WR	6-4	199	Sr	Hillside, N.J. / Paramus Catholic
9	Osiris St. Brown	WR	6-2	190	Jr	Brea, Calif. / Mater Dei
9	Noah Williams	FS	6-0	195	Jr	Phoenix, Ariz. / Brophy
10	Isaiah Fox	OLB	6-3	226	Sr	Plainfield, N.J. / St. Peter's
10	Jack West	QB	6-4	212	So	Saraland, Ala. / Saraland
11	Paulson Adebo	CB	6-1	190	Jr	Mansfield, Texas / Mansfield
11	Harry Schwartz	WR	6-0	201	Sr	Los Angeles, Calif. / Brentwood
13	Ethan Bonner	CB	6-1	188	So	The Woodlands, Texas / The Woodlands
13	Simi Fehoko	WR	6-4	226	So	Sandy, Utah / Brighton
14	Cameron Buzzell	WR	5-10	169	Jr	Neah Bay, Wash. / Neah Bay
14	Jacob Mangum-Farrar	ILB	6-4	240	So	Sugar Land, Texas / Kempner
15	Stephen Herron	OLB	6-4	223	Fr	New Albany, Ind. / Trinity (Ky.)
15	Davis Mills	QB	6-4	214	Jr	Duluth, Ga. / Greater Atlanta Christian
17	Kyu Blu Kelly	CB	6-1	176	Fr	Las Vegas, Nev. / Bishop Gorman
17	Dylan Plautz	QB	6-2	201	So	Omaha, Neb. / Westside
18	Stuart Head	SS	6-4	210	Jr	Woodstock, Ga. / Etowah
18	Jack Richardson	QB	6-5	210	Sr	Salinas, Calif. / Palma
19	Elijah Higgins	WR	6-3	220	Fr	Kyle, Texas / Bowie
19	Joshua Pakola	DE	6-3	257	Fr	Newark, Calif. / St. Francis
20	Aeneas DiCosmo	ILB	6-3	231	Fr	Montclair, N.J. / Bergen Catholic
20	Austin Jones	RB	5-10	193	Fr	Antioch, Calif. / Bishop O'Dowd
21	Trevor Speights	RB	5-11	203	Sr	McAllen, Texas / Memorial
21	Kendall Williamson	FS	6-1	201	So	Snellville, Ga. / Brookwood
22	Obi Eboh	CB	6-2	195	Sr	Southlake, Texas / Carroll
22	Cameron Scarlett	RB	6-1	216	5th	Portland, Ore. / Central Catholic
23	Marcus Graham	WR	5-11	166	Fr	Charlotte, N.C. / Mountain Island Charter School
23	Ryan Johnson	DE	6-4	266	Jr	Axis, Ala. / St. Paul's Episcopal
24	Jay Symonds	FB	6-3	240	So	Melrose, Mass. / Buckingham Browne & Nichols
24	Nicolas Toomer	CB	6-2	185	Fr	Tyrone, Ga. / Sandy Creek
25	Andrew Pryts	ILB	6-1	225	Sr	Hermitage, Pa. / Hermitage
25	Justus Woods	RB	6-1	209	So	Weddington, N.C. / Charlotte Christian
26	Brock Jones	S	6-1	185	Fr	Clovis, Calif. / Buchanan
26	Jet Toner	K	6-4	199	Sr	Honolulu, Hawaii / Punahou
27	Ryan Sanborn	P	6-3	205	Fr	San Diego, Calif. / Francis W. Parker School
28	Dorian Maddox	RB	5-10	193	Sr	Bowie, Md. / Gilman
28	Salim Turner-Muhammad	CB	6-0	183	Fr	Corona, N.Y. / Episcopal
29	Spencer Jorgensen	S	6-2	205	Fr	Provo, Utah / Provo
30	Levani Damuni	ILB	6-2	258	Fr	Providence, Utah / Ridgeline
30	Cameron McFarlane	RB	6-0	210	So	Pasadena, Calif. / Polytechnic
31	Zahran Manley	CB	6-2	175	Fr	Claremont, Calif. / Upland
32	Jonathan McGill	S	5-10	179	Fr	Coppell, Texas / Coppell
32	Nathaniel Peat	RB	5-10	190	Fr	Columbia, Mo. / Rock Bridge
33	Alex Gracey	P	6-3	205	So	Atlanta, Ga. / Westminster
34	Thomas Booker	DE	6-4	281	So	Ellicott City, Md. / Gilman

NO	NAME	POS	HT	WT	CL	HOMETOWN / PREVIOUS SCHOOL
34	Houston Heimuli	FB	5-11	249	Jr	Woods Cross, Utah / Bountiful
35	Tobe Umerah	OLB	6-4	244	So	Macon, Ga. / Stratford
36	Tristan Sinclair	ILB	6-2	207	Fr	Alamo, Calif. / San Ramon Valley
37	Collin Riccitelli	K/P	6-0	198	Sr	San Marcos, Calif. / Carlsbad
38	Jason Kaul	S	6-4	205	Fr	Ham Lake, Minn. / Blaine
40	Anthony Trinh	OLB	6-2	238	Sr	Duluth, Ga. / Pace
41	Diego Preciado	WR	5-11	175	Fr	Escondido, Calif. / Classical Academy
42	Caleb Phillips	OLB	6-5	225	Jr	Encinitas, Calif. / Santa Fe Christian
43	Ryan Beecher	ILB	6-1	237	5th	Fresno, Calif. / San Joaquin Memorial
44	Caleb Kelly	OLB	6-3	220	So	Fairburn, Ga. / Hapeville Charter
44	TaeVeon Le	TE	6-4	241	So	Newport Beach, Calif. / Corona del Mar
45	Ricky Miezan	ILB	6-2	241	So	Alexandria, Va. / Episcopal
47	Tangaloa Kaufusi	OLB	6-3	237	So	Salt Lake City, Utah / East
49	Kyle Petrucci	LS	6-6	238	So	Newport Coast, Calif. / Corona del Mar
50	Trey Stratford	OG/OT	6-4	240	So	Allen, Texas / Allen
50	Dalyn Wade-Perry	DT	6-4	321	Jr	Englewood, N.J. / Pope John XXIII
51	Drew Dalman	C	6-3	284	Jr	Salinas, Calif. / Palma
51	Jovan Swann	DE	6-2	271	Sr	Greenwood, Ind. / Center Grove
52	Casey Toohill	OLB	6-4	247	5th	San Diego, Calif. / Cathedral Catholic
55	Dylan Powell	OG/C	6-3	294	So	New London, Mo. / Hannibal
56	Jake Lynch	ILB	6-2	232	So	Del Mar, Calif. / Cathedral Catholic
57	Michael Williams	DT	6-2	290	Sr	Fort Worth, Texas / All Saints' Episcopal
58	Dylan Boles	DE	6-4	264	Jr	Adel, Iowa / Van Meter
60	Drake Nugent	C/OG	6-2	284	Fr	Lone Tree, Colo. / Highlands Ranch
63	Barrett Miller	OT	6-5	292	Fr	Aurora, Colo. / Eaglecrest
66	Branson Bragg	OG/OT	6-4	286	Fr	Combine, Texas / Crandall
69	Richard McNitzky	LS	6-1	218	So	San Antonio, Texas / MacArthur
70	Wakely Lush	OT	6-5	240	Fr	San Clemente, Calif. / San Clemente
72	Walker Little	OT	6-7	309	Jr	Houston, Texas / Episcopal
73	Jake Hornibrook	OG/OT	6-5	279	Fr	West Chester, Pa. / Malvern Prep
74	Devery Hamilton	OT/OG	6-7	301	Sr	Ellicott City, Md. / Gilman
75	Walter Rouse	OT	6-6	291	Fr	Silver Spring, Md. / Sidwell Friends School (D.C.)
76	Grant Pease	OT	6-4	272	So	Charlotte, N.C. / Ardrey Kell
77	Thunder Keck	OLB	6-3	234	Jr	Northfield, N.H. / Hotchkiss (Conn.)
78	Henry Hattis	OG	6-6	297	Sr	Rio Rancho, N.M. / Cleveland
79	Foster Sarell	OT	6-7	308	Jr	Graham, Wash. / Graham-Kapowsin
80	Scooter Harrington	TE	6-5	257	Sr	Riverside, Conn. / Greenwich
81	Brycen Tremayne	WR	6-4	196	So	Los Angeles, Calif. / Venice
84	Colby Parkinson	TE	6-7	251	Jr	Simi Valley, Calif. / Oaks Christian
85	Kyle McCombs	TE	6-5	236	Jr	Laguna Beach, Calif. / St. John Bosco
86	Kale Lucas	WR	6-0	190	Fr	Farmington, N.M. / Farmington
87	Bradley Archer	TE	6-4	235	Fr	Livermore, Calif. / Livermore
88	Tucker Fisk	TE	6-4	269	Jr	Davis, Calif. / Davis Senior
90	Gabe Reid	OLB	6-2	239	Jr	American Fork, Utah / Timpview
91	Thomas Schaffer	DE	6-7	285	Sr	Vienna, Austria / Lake Forest Academy (Ill.)
93	Trey LaBounty	DE	6-7	245	So	Lynden, Wash. / Lynden
99	Bo Peek	DT	6-3	298	Sr	Tampa, Fla. / Plant

PRONUNCIATIONS

Paulson Adebo ..... ah-DEE-bo  
 Malik Antoine ..... muh-LEEK an-TWON  
 K.J. Costello ..... cah-STELL-oh  
 Levani Damuni ..... liv-ahn-ee dan-MOON-ee  
 Aeneas DiCosmo ..... ah-KNEE-iss di-COZ-mo  
 Obi Eboh ..... OH-bee ee-BO  
 Simi Fehoko ..... sih-mee fay-ho-ko

Henry Hattis ..... haddis  
 Houston Heimuli ..... HIGH-mew-lee  
 Tangaloa Kaufusi ..... tang-oh-low-uh kay-few-see  
 Kyu Blu Kelly ..... high-yew  
 TaeVeon Le ..... tay-vee-on LEE  
 Ricky Miezan ..... rhymes with LIAISON  
 Grant Pease ..... peace

Dylan Plautz ..... plouts  
 Andrew Pryts ..... pritz  
 Collin Riccitelli ..... rich-uh-TELL-ee  
 Jay Symonds ..... Simmons  
 Anthony Trinh ..... TRIN  
 Tobe Umerah ..... toby oo-mare-uh  
 Dalyn Wade-Perry ..... DAY-lynn

Alphabetical Roster



NO	NAME	POS	HT	WT	CL	HOMETOWN / PREVIOUS SCHOOL	NO	NAME	POS	HT	WT	CL	HOMETOWN / PREVIOUS SCHOOL
11	Paulson Adebo	CB	6-1	190	Jr	Mansfield, Texas / Mansfield	63	Barrett Miller	OT	6-5	292	Fr	Aurora, Colo. / Eaglecrest
3	Malik Antoine	FS	5-11	197	Sr	Baton Rouge, La. / University Laboratory	15	Davis Mills	QB	6-4	214	Jr	Duluth, Ga. / Greater Atlanta Christian
87	Bradley Archer	TE	6-4	235	Fr	Livermore, Calif. / Livermore	60	Drake Nugent	C/OG	6-2	284	Fr	Lone Tree, Colo. / Highlands Ranch
43	Ryan Beecher	ILB	6-1	237	5th	Fresno, Calif. / San Joaquin Memorial	19	Joshua Pakola	DE	6-3	257	Fr	Newark, Calif. / St. Francis
58	Dylan Boles	DE	6-4	264	Jr	Adel, Iowa / Van Meter	84	Colby Parkinson	TE	6-7	251	Jr	Simi Valley, Calif. / Oaks Christian
13	Ethan Bonner	CB	6-1	188	So	The Woodlands, Texas / The Woodlands	4	J.J. Parson	FS	5-10	176	Sr	Chandler, Ariz. / Hamilton
34	Thomas Booker	DE	6-4	281	So	Ellicott City, Md. / Gilman	76	Grant Pease	OT	6-4	272	So	Charlotte, N.C. / Ardrey Kell
2	Colby Bowman	WR	6-2	197	Fr	Orange, Calif. / St. John Bosco	32	Nathaniel Peat	RB	5-10	190	So	Columbia, Mo. / Rock Bridge
66	Branson Bragg	OG/OT	6-4	286	Fr	Combine, Texas / Crandall	99	Bo Peek	DT	6-3	298	Sr	Tampa, Fla. / Plant
6	Isaiah Brandt-Sims	WR	5-11	187	6th	Wenatchee, Wash. / Wenatchee	49	Kyle Petrucci	LS	6-6	238	So	Newport Coast, Calif. / Corona del Mar
8	Treyjohn Butler	CB	5-11	205	Sr	Rancho Cucamonga, Calif. / Etiwanda	42	Caleb Phillips	OLB	6-5	225	Jr	Encinitas, Calif. / Santa Fe Christian
14	Cameron Buzzell	WR	5-10	169	Jr	Neah Bay, Wash. / Neah Bay	17	Dylan Plautz	QB	6-2	201	So	Omaha, Neb. / Westside
3	K.J. Costello	QB	6-5	222	Sr	Coto de Caza, Calif. / Santa Margarita Catholic	55	Dylan Powell	OG/C	6-3	294	Sr	New London, Mo. / Hannibal
51	Drew Dalman	C	6-3	284	Jr	Salinas, Calif. / Palma	41	Diego Preciado	WR	5-11	175	Fr	Escondido, Calif. / Classical Academy
30	Levani Damuni	ILB	6-2	258	Fr	Providence, Utah / Ridgeline	25	Andrew Pryts	ILB	6-1	225	Sr	Hermitage, Pa. / Hermitage
20	Aeneas DiCosmo	ILB	6-3	231	Fr	Montclair, N.J. / Bergen Catholic	90	Gabe Reid	OLB	6-2	239	Jr	American Fork, Utah / Timpview
22	Obi Eboh	CB	6-2	195	Sr	Southlake, Texas / Carroll	37	Collin Riccitelli	K/P	6-0	198	Sr	San Marcos, Calif. / Carlsbad
13	Simi Fehoko	WR	6-4	226	So	Sandy, Utah / Brighton	18	Jack Richardson	QB	6-5	210	Sr	Salinas, Calif. / Palma
88	Tucker Fisk	TE	6-4	269	Jr	Davis, Calif. / Davis Senior	2	Curtis Robinson	ILB	6-3	236	Sr	Irvine, Calif. / Mater Dei
6	Andres Fox	OLB	6-4	252	So	Mobile, Ala. / Mobile Christian	75	Walter Rouse	OT	6-6	291	Fr	Silver Spring, Md. / Sidwell Friends School (D.C.)
10	Jordan Fox	OLB	6-3	226	Sr	Plainfield, N.J. / St. Peter's	27	Ryan Sanborn	P	6-3	205	Fr	San Diego, Calif. / Francis W. Parker School
33	Alex Gracey	P	6-3	205	So	Atlanta, Ga. / Westminster	79	Foster Sarell	OT	6-7	308	Jr	Graham, Wash. / Graham-Kapowsin
23	Marcus Graham	WR	5-11	166	Fr	Charlotte, N.C. / Mountain Island Charter School	22	Cameron Scarlett	RB	6-1	216	5th	Portland, Ore. / Central Catholic
74	Devery Hamilton	OT/OG	6-7	301	Sr	Ellicott City, Md. / Gilman	91	Thomas Schaffer	DE	6-7	285	Sr	Vienna, Austria / Lake Forest Academy (Ill.)
80	Scooter Harrington	TE	6-5	257	Sr	Riverside, Conn. / Greenwich	11	Harry Schwartz	WR	6-0	201	Sr	Los Angeles, Calif. / Brentwood
78	Henry Hattis	OG	6-6	297	Sr	Rio Rancho, N.M. / Cleveland	36	Tristan Sinclair	ILB	6-2	207	Fr	Alamo, Calif. / San Ramon Valley
28	Stuart Head	SS	6-4	210	Jr	Woodstock, Ga. / Etowah	21	Trevor Speights	RB	5-11	203	Sr	McAllen, Texas / Memorial
34	Houston Heimuli	FB	5-11	249	Jr	Woods Cross, Utah / Bountiful	9	Osiris St. Brown	WR	6-2	190	Jr	Brea, Calif. / Mater Dei
15	Stephen Herron	OLB	6-4	233	Fr	New Albany, Ind. / Trinity (Ky.)	8	Donald Stewart	WR	6-4	199	Sr	Hillside, N.J. / Paramus Catholic
19	Elijah Higgins	WR	6-3	220	Fr	Kyle, Texas / Bowie	50	Trey Stratford	OG/OT	6-4	240	So	Allen, Texas / Allen
73	Jake Hornbrook	OG/OT	6-5	279	Fr	West Chester, Pa. / Malvern Prep	51	Jovan Swann	DE	6-2	271	Sr	Greenwood, Ind. / Center Grove
23	Ryan Johnson	DE	6-4	266	Jr	Axis, Ala. / St. Paul's Episcopal	24	Jay Symonds	FB	6-3	240	So	Melrose, Mass. / Buckingham Browne & Nichols
20	Austin Jones	RB	5-10	193	Fr	Antioch, Calif. / Bishop O'Dowd	26	Jet Toner	K	6-4	199	Sr	Honolulu, Hawaii / Punahou
26	Brock Jones	S	6-1	185	Fr	Clovis, Calif. / Buchanan	52	Casey Toohill	OLB	6-4	247	5th	San Diego, Calif. / Cathedral Catholic
29	Spencer Jorgensen	S	6-2	205	Fr	Provo, Utah / Provo	24	Nicolas Toomer	CB	6-2	185	Fr	Tyrone, Ga. / Sandy Creek
47	Tangaloa Kaufusi	OLB	6-3	237	So	Salt Lake City, Utah / East	81	Brycen Tremayne	WR	6-4	196	So	Los Angeles, Calif. / Venice
38	Jason Kaul	S	6-4	205	Fr	Ham Lake, Minn. / Blaine	40	Anthony Trinh	OLB	6-2	238	Sr	Duluth, Ga. / Pace
77	Thunder Keck	OLB	6-3	234	Jr	Northfield, N.H. / Hotchkiss (Conn.)	28	Salim Turner-Muhammad	CB	6-0	183	Fr	Corona, N.Y. / Episcopal
44	Caleb Kelly	OLB	6-3	220	So	Fairburn, Ga. / Hapeville Charter	35	Tobe Umerah	OLB	6-4	244	So	Macon, Ga. / Stratford
17	Kyu Blu Kelly	CB	6-1	176	Fr	Las Vegas, Nev. / Bishop Gorman	50	Dalyn Wade-Perry	DT	6-4	321	Jr	Englewood, N.J. / Pope John XXIII
93	Trey LaBounty	DE	6-7	245	So	Lynden, Wash. / Lynden	5	Connor Wedington	WR	6-0	200	Jr	Lake Tapps, Wash. / Sumner
44	TaeVeon Le	TE	6-4	241	So	Newport Beach, Calif. / Corona del Mar	10	Jack West	QB	6-4	212	So	Saraland, Ala. / Saraland
72	Walker Little	OT	6-7	309	Jr	Houston, Texas / Episcopal	57	Michael Williams	DT	6-2	290	Sr	Fort Worth, Texas / All Saints' Episcopal
5	Donjae Logan	CB	5-11	187	So	Mesa, Ariz. / Desert Ridge	9	Noah Williams	FS	6-0	195	Jr	Phoenix, Ariz. / Brophy
86	Kale Lucas	WR	6-0	190	Fr	Farmington, N.M. / Farmington	21	Kendall Williamson	SS	6-1	201	So	Snellville, Ga. / Brookwood
70	Wakely Lush	OT	6-5	240	Fr	San Clemente, Calif. / San Clemente	4	Michael Wilson	WR	6-2	210	So	Simi Valley, Calif. / Chaminade
56	Jake Lynch	ILB	6-2	232	So	Del Mar, Calif. / Cathedral Catholic	25	Justus Woods	RB	6-1	209	So	Weddington, N.C. / Charlotte Christian
28	Dorian Maddox	RB	5-10	193	Sr	Bowie, Md. / Gilman							
14	Jacob Mangum-Farrar	ILB	6-4	240	So	Sugar Land, Texas / Kempner							
31	Zahrn Manley	CB	6-2	175	Fr	Claremont, Calif. / Upland							
85	Kyle McCombs	TE	6-5	236	Jr	Laguna Beach, Calif. / St. John Bosco							
30	Cameron McFarlane	RB	6-0	210	So	Pasadena, Calif. / Polytechnic							
32	Jonathan McGill	S	5-10	179	Fr	Coppell, Texas / Coppell							
69	Richard McNitzky	LS	6-1	218	Sr	San Antonio, Texas / MacArthur							
45	Ricky Miezan	ILB	6-2	241	So	Alexandria, Va. / Episcopal							

PRONUNCIATIONS

Paulson Adebo	ah-DEE-bo	Henry Hattis	haddis	Dylan Plautz	plauts
Malik Antoine	muh-LEEK an-TWON	Houston Heimuli	HIGH-mew-lee	Andrew Pryts	pritz
K.J. Costello	cah-STELL-oh	Tangaloa Kaufusi	tang-oh-low-uh kay-few-see	Collin Riccitelli	rich-uh-TELL-ee
Levani Damuni	liv-ahn-ee dan-MOON-ee	Kyu Blu Kelly	kigh-yew	Jay Symonds	Simmons
Aeneas DiCosmo	ah-KNEE-iss di-COZ-mo	TaeVeon Le	tay-vee-on LEE	Anthony Trinh	TRIN
Obi Eboh	OH-bee ee-BO	Ricky Miezan	rhymes with LIAISON	Tobe Umerah	toby oo-mare-uh
Simi Fehoko	sih-mee fay-ho-ko	Grant Pease	peace	Dalyn Wade-Perry	DAY-lynn





## #11 • Paulson Adebo

Cornerback

6-1 • 190 • Junior

Mansfield, Texas • Mansfield

### As a Junior (2019)

- Bronko Nagurski Trophy watch list
- Jim Thorpe Award watch list
- Bednarik Award watch list
- Lott IMPACT Trophy watch list
- Preseason All-Pac-12 first team
- Athlon Preseason All-America first team
- Athlon Preseason All-Pac-12 first team
- Phil Steele Preseason All-Pac-12 first team
- Phil Steele Preseason first team All-American

### As a Sophomore (2018)

- Played in 13 games and started 12
- FWAA All-America second team
- All-Pac-12 first team
- Pacific Takes Pac-12 All-Freshman team
- No. 1 in the nation with 24 passes defended (20 breakups and four interceptions)
- Led team and finished third in the Pac-12 (16th in the nation) with four interceptions
- Third on the team with 64 tackles (44 solo), including 3.5 tackles for loss
- Eight tackles (three solo) and two pass breakups in collegiate debut vs. San Diego State (Aug. 31)
- Five tackles (three solo) and two pass breakups in win over No. 17 USC (Sept. 8)
- Three tackles (one solo), 0.5 tackles for loss and three pass breakups in win over UC Davis (Sept. 15)
- Six tackles (all solo) and four pass breakups, including three in overtime at No. 20 Oregon (Sept. 22)
- Seven tackles (six solo), 1.0 tackle for loss and one pass breakup at Notre Dame (Sept. 29)
- Three solo tackles, one interception and three pass breakups in win at Arizona State (Oct. 18)
- Nine tackles (five solo) and 1.0 tackle for loss vs. Washington State (Oct. 27)
- Three tackles (one solo) and one pass breakup in win over Oregon State (Nov. 10)
- Four solo tackles and one interception in win at UCLA (Nov. 24)
- Three tackles (two solo), two interceptions and three pass breakups in win at Cal (Dec. 1)
- Four solo tackles and one tackle for loss in Sun Bowl win over Pitt (Dec. 31)

### As a Freshman (2017)

- Did not see action

### The Adebo File

- Prepped at Mansfield (Texas) under Jeff Hulme and Daniel Mayberry
  - Varsity letters in football, track and basketball
- Consensus four-star recruit
- Nation's 58th-best recruit by ESPN, 117th by 247Sports and 125th by Scout
- Nation's seventh-best athlete by Scout, 20th by Rivals
- Nation's ninth-best wide receiver by ESPN, 24th by PrepStar
- Nation's 18th-best cornerback by 247Sports
- Texas' 12th-best recruit by ESPN, 16th by 247Sports, 22nd by Scout, 30th by Rivals, 32nd by PrepStar
- 2017 Under Armour All-America
- 2016 6A Associated Press all-state honorable mention
- 2015 6A Texas Sports Writers Association all-state honorable mention
- Two-time Dallas Morning News all-area first team defense
- 53 tackles, seven pass breakups, three interceptions (one touchdown) as a senior
- 25 catches for 494 yards and two touchdowns, 14 carries for 151 yards and one score as a senior
- 75 tackles, 12 pass breakups, five interceptions (two touchdowns) as a junior
- 41 catches for 730 yards and 11 touchdowns, 11 carries for 94 yards as a junior
- Academic all-state second team
- Born in Farmington, Mich.
- Full name is Saiid Paulson Adebo
- Son of Pauline Domingo
- Two siblings: Dell and Mouf
  - Brother, Mouf, played football at Sam Houston State

- Enjoys playing guitar and drawing
- Hails from same area as Stepfan Taylor and Brandon Simmons

TACKLES	G	UA	A	TOTAL	TFL	PD	FF	FR	BLK	QBH
2018	13	44	20	64	3.5	24	0	0	0	0
TOTAL	13	44	20	64	3.5	24	0	0	0	0

INTERCEPTIONS	G	NO.	YARDS	TD	LONG	AVG/R	AVG/G
2018	13	4	45	0	43	11.2	3.5
TOTAL	13	4	45	0	43	11.2	3.5



## #3 • Malik Antoine

Free Safety

5-11 • 197 • Senior

Baton Rouge, La. • University Laboratory

### As a Junior (2018)

- Pac-12 All-Academic honorable mention
- Played in each of the last 12 games and started 11
- Finished with 53 tackles (37 solo), one sack, two interceptions and two pass breakups
- Two tackles (one solo), two interceptions and one pass breakup in win over USC (Sept. 8)
  - First two career interceptions came on back-to-back defensive plays in the fourth quarter
- Seven tackles (six solo) at Notre Dame (Sept. 29)
- Four tackles (two solo) and one pass breakup vs. Utah (Oct. 6)
- Five tackles (four solo) in win at Arizona State (Oct. 18)
- Six tackles (four solo) at Washington (Nov. 3)
- Five solo tackles, one sack and 2.0 tackles for loss in win at UCLA (Nov. 24)
- Five solo tackles at Cal (Dec. 1)
- Seven tackles (four solo) in Sun Bowl win over Pitt (Dec. 31)

### As a Sophomore (2017)

- Pac-12 All-Academic honorable mention
- 30 tackles, 0.5 tackles for loss, four pass breakups
- Four tackles (two solo) and one pass breakup in collegiate debut vs. Rice
- One tackle at San Diego State
- Three tackles (one solo) vs. UCLA
- Three tackles (two solo) vs. Arizona State
- Three tackles (two solo, 0.5 for loss) at Utah
- Three tackles (two solo) vs. Oregon
- Solo tackle and one pass breakup vs. Washington
- Solo tackle vs. Cal
- Five tackles (one solo), two pass breakups, one fumble recovery vs. Notre Dame
- Six tackles (five solo) and one forced fumble vs. TCU (Alamo Bowl)

### As a Freshman (2016)

- Did not see action

### The Antoine File

- Played at University Laboratory (La.) under head coach Chad Mahaffey
  - Varsity letters in football (4) and track (3)
- Louisiana's 29th-best recruit by PrepStar, 39th by Scout, 41st by Rivals and 44th by ESPN
- 37 tackles, three interceptions, eight pass breakups, three forced fumbles as a senior
- 42 tackles, five interceptions, 11 pass breakups as a junior
- 38 tackles, four interceptions as a sophomore
- One interception as a freshman
- 2015 all-state second team
- 2015 all-metro first team
- 2015 all-district first team
- 2014 all-state second team
- 2014 all-metro first team
- 2014 all-district first team
- 2013 all-district second team
- Led team to 2014 state title
- Led team to four district titles
- 2015 academic all-state



- National Honor Society
- Full name is Malik Jamarae Antoine
- Born in Baton Rouge, La.
- Son of Marlon Antoine and Karen Thomas
  - Father ran track at Southern
- Four siblings: Marlon, Joshua, Bryson, Alayaih
- Told middle school teacher he would attend Stanford after graduating high school
- Majoring in management science and engineering

INTERCEPTIONS	G	NO.	YARDS	TD	LONG	AVG/R	AVG/G
2017	14	0	0	0	0	0.0	0.0
2018	12	2	36	0	36	18.0	3.0
TOTAL	26	2	36	0	36	18.0	1.4

ALL PURPOSE	G	RUSH	RCV	PR	KR	IR	TOTAL	AVG/G
2017	14	0	0	0	0	0	0	0.0
2018	12	0	0	0	0	36	36	3.0
TOTAL	26	0	0	0	0	36	36	1.4

TACKLES	G	UA	A	TOTAL	TFL	PD	FF	FR	BLK	QBH
2017	14	17	13	30	0.5	4	1	1	0	1
2018	12	37	16	53	2.0	4	0	0	0	0
TOTAL	26	54	29	83	2.5	8	1	1	0	1

SACKS	G	UA	A	TOTAL	YARDS
2017	14	0	0	0.0	0
2018	12	1	0	1.0	8
TOTAL	26	1	0	1.0	8



**#87 • Bradley Archer**  
Tight End  
6-4 • 235 • Freshman  
Livermore, Calif. • Livermore

**The Archer File**

- Prepped at Livermore (Calif.) under head coach Terry Butler
- Varsity letters in football and baseball
- Four-star recruit by 247sports
- Nation's 14th-best tight end by 247sports, 17th by ESPN, 18th by Prepstar and 22nd by Rivals
- California's 39th-best recruit by 247Sports, 52nd by PrepStar, 53rd by 247Sports, 55th by Rivals, 72nd by ESPN
- 2018 team MVP
- 2018 first-team all-league tight end
- 2018 second-team all-league middle linebacker
- 2017 all-league first team
- 2017 Cowboy Award
- 2017 Academic Block Award
- 2016 all-league and all-section honorable mention tight end
- 506 yards and eight touchdowns on 31 receptions as a senior
- 98 tackles, 16 tackles for loss, three sacks and 15 quarterback hurries as a senior
- 343 yards and four touchdowns on 30 receptions as a junior
- 81 tackles, 20 tackles for loss and two sacks as a junior
- 110 yards and two touchdowns on 10 receptions as a sophomore
- 33 tackles, 10 tackles for loss and one sack as a freshman
- Two-time team captain
- Starting tight end, middle linebacker and long snapper
- Three-time North Coast Section Scholar Athlete Award
- Starting third baseman and clean-up hitter for baseball team
- Son of Sonya and Matt Archer
- Has an older brother, Kyle
- Hobbies include fishing, magic, camping, gaming and remote control aircraft



**#43 • Ryan Beecher**  
Inside Linebacker  
6-1 • 237 • Fifth Year  
Fresno, Calif. • San Joaquin Memorial

**As a Senior (2018)**

- Played in 13 games
- One tackle vs. UC Davis
- One tackle at Cal

**As a Junior (2017)**

- 13 games played
- Three tackles
- One tackle vs. Rice
- Solo tackle vs. Oregon
- Solo tackle vs. Notre Dame

**As a Sophomore (2016)**

- Career debut, two tackles vs. Rice

**As a Freshman (2015)**

- Did not see action

**The Beecher File**

- Graduated from San Joaquin Memorial (Calif.) and played under head coach Anthony Goston
  - Lettered in football and basketball
- 2014 Fresno Bee Feb 50 football player
- 2014 team MVP
- 2014 team captain
- 2012, 2013, 2014 all-league
- 2013 team defensive MVP
- 2013 all-section defensive team honorable mention
- Led league in tackles in 2013
- 272 career tackles
- Started 32 straight games
- 2015 San Joaquin Memorial Male Athlete of the Year
- Four time academic all-league
- High school valedictorian
- Ranked No. 1 of 160 graduates at San Joaquin
- Wendy's High School Heisman California state finalist
- National Honor Society
- AP Scholar with Honor
- Dean's list
- Commendation in Religious Studies
- Social Science Department Standout
- Science Department Standout
- California Scholarship Federation
- Fresno Bee Academic All-Star nominee
- Full name is James Ryan Beecher
- Son of Jim and Julie Ryan Beecher
  - Mother, Julie Ryan Beecher '85, graduated from Stanford
- Two siblings, Annabelle and Holden
  - Sister, Annabelle '17, graduated from Stanford
- Aunt, Katie Ryan '90, graduated from Stanford
- Attended Stanford football games since he was a child
- Majoring in history

TACKLES	G	UA	A	TOTAL	TFL	PD	FF	FR	BLK	QBH
2016	1	0	2	2	0.0	0	0	0	0	0
2017	13	3	0	3	0.0	0	0	0	0	0
2018	13	0	2	2	0.0	0	0	0	0	0
TOTAL	27	3	4	7	0.0	0	0	0	0	0





## #58 • Dylan Boles

Defensive End  
6-4 • 264 • Junior  
Adel, Iowa • Van Meter

### As a Sophomore (2018)

- Played in three games
- Made collegiate debut in win over UC Davis (Sept. 15)
- Quarterback hurry in win over Oregon State (Nov. 10)
- Also saw time in Sun Bowl win over Pitt (Dec. 31)

### As a Freshman (2017)

- Did not see action

### The Boles File

- Prepped at Van Meter (Iowa) under head coach Eric Trudo
  - Varsity letters in football and track
- Iowa's 14th-best recruit by Scout
- 48 tackles, 14.5 tackles for loss, 5.5 sacks, two forced fumbles, three fumble recoveries as a senior
- 47.5 tackles, eight tackles for loss, 5.5 sacks, one forced fumble, three fumble recoveries as a junior
- 2016 Des Moines Register all-state first team
- 2016 Iowa Newspaper Association all-state first team
- 2016 district defensive MVP
- 2016 academic all-state
- Two-time all-district
- Three-time academic all-district
- Led team to four district titles
- Defense posted seven shutouts during senior season
- 2016 River Battle Bowl selection
- 2016 Iowa Shrine Bowl selection
- Born in Ames, Iowa
- Full name is Dylan Alexander Boles
- Son of Matthew and Mary Boles
  - Father played football at Iowa State
- Three siblings: Sean, Ryan and Lexi
- National Honor Society
- Enjoys photography, creating music and historical documentaries
- Plays alto, tenor and baritone saxophone
- Ukuleleist

TACKLES	G	UA	A	TOTAL	TFL	PD	FF	FR	BLK	QBH
2018	3	0	0	0	0.0	0	0	0	0	1
TOTAL	3	0	0	0	0.0	0	0	0	0	1



## #13 • Ethan Bonner

Cornerback  
6-1 • 188 • Sophomore  
The Woodlands, Texas • The Woodlands

### As a Freshman (2018)

- Played in each of the last four games -- eligible to retain year of eligibility via NCAA redshirt rules
- Made collegiate debut and recorded first career tackle in win over Oregon State (Nov. 10)
- Also saw action in wins at UCLA (Nov. 24), at Cal (Dec. 1) and at Sun Bowl against Pitt (Dec. 31)
- Stanford went 4-0 in games in which he played

### The Bonner File

- Prepped at The Woodlands (Texas) under head coach Mark Schmid
  - Varsity letters in track and football
- Nation's 78th-best cornerback by ESPN, 106th by 247Sports
- Texas' 74th-best recruit by PrepStar, 140th by 247Sports, 156th by ESPN
- Five interceptions, 81 tackles, nine passes defensed and two forced fumbles during prep career

- 2017 Texas High School Coaches Association academic all-state
- 2017 all-district first team
- 2017 all-county first team
- 2017 all-district academic team
- Led team to 2016 7-on-7 state title
- Led team to 2017 track and field state title
- Set 6A state record in 4x200-meter relay
- Born in Meridian, Miss.
- Full name is Ethan Kelly Bonner
- Son of Alan and Trisha Bonner
- One sibling, Olivia

TACKLES	G	UA	A	TOTAL	TFL	PD	FF	FR	BLK	QBH
2018	4	1	0	1	0.0	0	0	0	0	0
TOTAL	4	1	0	1	0.0	0	0	0	0	0



## #34 • Thomas Booker

Defensive End  
6-4 • 281 • Sophomore  
Ellicott City, Md. • Gilman

### As a Sophomore (2019)

- Preseason All-Pac-12 honorable mention
- Phil Steele Preseason All-Pac-12 second team

### As a Freshman (2018)

- Pacific Takes Pac-12 All-Freshman team
- 247 Sports True Freshman All-America team
- Played in all 13 games and started three
- Fourth on the team with 3.5 sacks
- Finished with 28 tackles (14 solo), 4.0 tackles for loss and one fumble recovery, one interception and two pass breakups
- Four tackles (two solo), one sack in collegiate debut vs. San Diego State (Aug. 31)
- One tackle and first career interception in win over UC Davis (Sept. 15)
- Three tackles (one solo) and a fumble recovery in win at Arizona State (Oct. 18)
- Two tackles (one solo) and one sack vs. Washington State (Oct. 27)
- Three tackles (one solo) and half sack at Washington (Nov. 3)
- One tackle and one sack vs. Oregon State (Nov. 10)
- Five tackles (four solo) and one pass breakup at Cal (Dec. 1)
- Five tackles (two solo) and 0.5 tackle for loss in Sun Bowl win over Pitt (Dec. 31)

### The Booker File

- Prepped at Gilman (Md.) under head coach Timothy Holley
  - Varsity letters in basketball, track and football
- Four-star recruit by Rivals, ESPN and PrepStar
- Nation's 211th by ESPN, 205th by PrepStar
- Nation's 16th-best defensive end by PrepStar and 23rd by ESPN
- Nation's 21st-best strong-side defensive end by 247Sports
- Nation's 18th-best defensive tackle by Rivals
- Maryland's seventh-best recruit by Rivals, ESPN and PrepStar, 10th by 247Sports
- 39 tackles, five sacks, 9.0 tackles for loss, one forced fumble, two passes defensed as a senior
- 77 tackles, four sacks, 14.0 tackles for loss, one interception, two blocked field goals as a junior
- Seven catches for 112 yards and one touchdown as a junior
- 12 receptions for 151 yards and three touchdowns as a sophomore
- 10 tackles, six sacks and 7.0 tackles for loss in four games as a sophomore
- 2017 All-Metro first team
- 2016 USA Today all-state first team
- Two-time all-conference first team
- Baltimore Touchdown Club Super 22 selection
- Led team to 2015 state title
- Led team to two football league titles
- National Football Foundation and College Hall of Fame Scholar Athlete nominee
- Led team to Maryland Interscholastic Athletics Association Indoor Track Championships title
- First in shot put (48-6.5) at Maryland Interscholastic Athletics Association Indoor Track Championships



- Track team captain
- Full name is Earl Thomas Booker IV
- Son of Ava Lias-Booker and Earl Thomas Booker III
  - Father played football at Wisconsin, started at outside linebacker as a freshman
- Sister, Sydney, graduated from law school at Duke
  - Sister played junior varsity tennis at Princeton, fluent in Mandarin and Spanish
- Cousin, Corbin Booker, played lacrosse at Brown
- Uncle, Richard E. Lias, played football at St. Francis
- Senior class vice president
- Chinese Honor Society
- Attended Stanford High School Summer College Program
- High school teammate of Stanford's Devery Hamilton and Dorian Maddox

TACKLES	G	UA	A	TOTAL	TFL	PD	FF	FR	BLK	QBH
2018	13	14	14	28	4.0	3	0	1	0	1
TOTAL	13	14	14	28	4.0	3	0	1	0	1

INTERCEPTIONS	G	NO.	YARDS	TD	LONG	AVG/R	AVG/G
2018	13	1	0	0	0	0.0	0.0
TOTAL	13	1	0	0	0	0.0	0.0

SACKS	G	UA	A	TOTAL	YARDS
2018	13	3	1	3.5	29
TOTAL	13	3	1	3.5	29



**#2 • Colby Bowman**  
Wide Receiver  
6-2 • 197 • Freshman  
Orange, Calif. • St. John Bosco

**The Bowman File**

- Prepped at St. John Bosco (Calif.) under head coach Jason Negro
- Varsity letters in football and track
- Four-star recruit by 247sports, ESPN and PrepStar
- Nation's 195th-best recruit by 247Sports, 231st by PrepStar, 245th by ESPN
- Nation's 26th-best wide receiver by 247Sports, 35th by PrepStar, 35th by ESPN, 57th by Rivals
- California's 25th-best recruit by 247sports, 26th by ESPN, 30th by PrepStar, 61st by Rivals
- PrepStar All-American
- 2018 first-team all-Trinity League
- 2018 league champions
- 2016 state champions
- 2019 Polynesian Bowl
- 2018 The Opening Finals
- 1,538 receiving yards and 15 touchdowns on 82 receptions (18.8 yards per catch) as a prep
- Holds school records in the 200 meters (21.47) and 4x100-meter relay (40.94)
- 2018 CIF champion in the 200 meters and 4x100-meter relay
- Track team won 2016 league title
- Played seven different sports growing up
- Son of Robin and Rich Bowman
- Three siblings -- Hayley, Kiley and Brady



**#66 • Branson Bragg**  
Offensive Guard/Offensive Tackle  
6-4 • 286 • Freshman  
Combine, Texas • Crandall

**The Bragg File**

- Prepped at Crandall (Texas) under head coach Joe Dale Cary
- Varsity letters in football and track & field
- Four-star recruit by 247Sports, ESPN, Rivals and PrepStar
- Nation's 82nd-best recruit by 247Sports, 94th by PrepStar and 152nd by ESPN.
- Nation's second-best center by Rivals, 2nd by PrepStar, 4th by 247Sports and 5th by ESPN

- Texas' 12th-best recruit by 247Sports, 13th by PrepStar, 23rd by ESPN and 26th by Rivals
- PrepStar Dream Team
- 2019 Under Armour All-America Game
- 2018 The Opening Finals
- 2018 first-team all-USA Texas
- 2018 offensive line MVP district 9-4A
- 2018 academic all-state football
- 2017 first-team all-state
- 2016 Offensive Newcomer of the Year District 8-4A
- 2018 state champion in the shot put
- 2018 state bronze medalist in the discus
- 2017 state qualifier in the discus
- Three-time regional champion in the throws
- Placed fourth in the discus for the 13-14 age group at the 2014 USATF National Meet
- Son of Cathie Allen and Darrin Bragg
- Mother played basketball and volleyball, and ran track at Abilene Christian
- Mother appeared on Wheel of Fortune and won
- Father ran track for national championship team at Abilene Christian
- Three siblings -- Boston, Beau and Brooklyn
- All named after cities, and all have BB initials
- Hobbies include jazz piano



**#6 • Isaiah Brandt-Sims**  
Wide Receiver  
5-11 • 187 • Sixth Year  
Wenatchee, Wash. • Wenatchee

**Career Accolades**

- 2017 Pac-12 All-Academic honorable mention
- Two-time All-American in track and field

**As a Fifth-Year (2018)**

- Did not see action

**As a Senior (2017)**

- Pac-12 All-Academic honorable mention
- 11 games played, five tackles, one forced fumble
- Solo tackle vs. Arizona State
- Two solo tackles, forced fumble vs. Oregon
- Solo tackle at Oregon State
- Solo tackle vs. Notre Dame

**As a Junior (2016)**

- One catch for 16 yards at Washington
- One catch for 10 yards vs. Washington State

**As a Sophomore (2015)**

- Pac-12 All-Academic honorable mention
- 10 games played

**As a Freshman (2014)**

- Did not see action

**The Brandt-Sims File**

- Played at Wenatchee (Wash.) under head coach Scott Devereaux
- Four-star recruit by 247Sports
- Top-10 Washington recruit by Scout, Rivals, 247Sports and ESPN
- Nation's 31st-best athlete by 247Sports, 46th by Rivals, 57th-best running back by Scout
- Three-time all-conference
- Two-time league MVP
- 2012 all-state
- 1,240 yards rushing on 165 carries, 13 touchdowns and 1,595 all-purpose yards as a senior
- 1,400 yards rushing on 187 carries, 20 touchdowns and 1,763 all-purpose yards as a junior
- 596 yards rushing on 101 carries, five touchdowns and 1,490 all-purpose yards as a sophomore
- School record holder in career carries (513), rushing yards (3,740), rushing touchdowns (41),





- career touchdowns (52)
- 20 career 100-yard rushing games
- Single-game school record 38 rushing attempts vs. Gig Harbor
- Second all-time with 77 career receptions and 1,076 yards receiving
- 11 career touchdown receptions
- Letterwinner in track as sprinter
  - Four-time 4A 100m dash state champion
  - Four-time 4A 200m dash state champion
  - Washington's fastest sophomore ever in 100 and 200m
  - Washington's fastest freshman ever in 100, 200 and 400m
  - Top times: 60m (6.63), 100m (10.48), 200m (21.24), 400m (48.50)
- Born in Spokane, Wash.
- Full name is Isaiah Loren Brandt-Sims
- Son of Anthony Sims and Tracy Brandt
- One brother, Dion
  - Dion runs track at Stanford
- Hobbies include managing websites and creating apps
- Earned undergraduate degree in computer science
- Earning master's degree in computer science

RECEIVING	G	REC	YARDS	TD	LONG	REC/G	AVG/C	AVG/G
2015	10	0	0	0	0	0.0	0.0	0.0
2016	8	2	26	0	16	0.2	13.0	3.2
2017	11	0	0	0	0	0.0	0.0	0.0
TOTAL	29	2	26	0	16	0.1	13.0	0.9

ALL PURPOSE	G	RUSH	RCV	PR	KR	IR	TOTAL	AVG/G
2015	10	0	0	0	0	0	0	0.0
2016	8	0	26	0	0	0	26	3.2
2017	11	0	0	0	0	0	0	0.0
TOTAL	29	0	26	0	0	0	26	0.9

TACKLES	G	UA	A	TOTAL	TFL	PD	FF	FR	BLK	QBH
2015	10	0	0	0	0.0	0	0	0	0	0
2016	8	0	0	0	0.0	0	0	0	0	0
2017	11	5	0	5	0.0	0	1	0	0	0
TOTAL	29	5	0	5	0.0	0	1	0	0	0



**#8 • Treyjohn Butler**  
 Cornerback  
 5-11 • 205 • Senior  
 Rancho Cucamonga, Calif. • Etiwanda

**Career Accolades**

- Two-time Pac-12 All-Academic honorable mention (2017, 2018)

**As a Senior (2019)**

- Wuerffel Trophy watch list

**As a Junior (2018)**

- Pac-12 All-Academic honorable mention
- Played in 10 games
- Solo tackle vs. UC Davis

**As a Sophomore (2017)**

- Pac-12 All-Academic second team
- Six games played
- Solo tackle at San Diego State

**As a Freshman (2016)**

- Did not see action

**The Butler File**

- Played at Etiwanda (Calif.) under head coach Kevin Davis
  - Varsity letters in football (4) and track (3)
- Four-star recruit by Rivals, 247Sports, ESPN and PrepStar

- California's 19th-best recruit by ESPN
- Nation's 15th-best cornerback by ESPN, 16th by Rivals
- 40 tackles (18 solo), two forced fumbles, one sack, 16 pass breakups, 40 rushing yards as a senior
- 30 tackles (16 solo), one interception, 82 rushing yards, one touchdown as a junior
- 57 tackles (32 solo), seven interceptions, 34 rushing yards as a sophomore
- Tied school record with eight career interceptions
- 2015 Offense-Defense All-America Game
- 2015 Semper Fidelis All-America Game invite
- 2014 all-CIF
- 2013 all-league first team
- School's three-time scholar-athlete honoree
- Full name is Treyjohn Walter Butler
- Born in Montclair, Calif.
- Son of Walter Butler and Mattie Henderson
  - Father ran track in college
- Two older siblings, Clint and Mattina
  - Clint ran track at Cal State Northridge
- Majoring in political science

TACKLES	G	UA	A	TOTAL	TFL	PD	FF	FR	BLK	QBH
2016	0	0	0	0	0.0	0	0	0	0	0
2017	6	1	0	1	0.0	0	0	0	0	0
2018	10	1	0	1	0.0	0	0	0	0	0
TOTAL	16	2	0	2	0.0	0	0	0	0	0



**#14 • Cameron Buzzell**  
 Wide Receiver  
 5-10 • 169 • Junior  
 Neah Bay, Wash. • Neah Bay

**As a Sophomore (2018)**

- Played in one game
- Made collegiate debut in win over UC Davis (Sept. 15)

**As a Freshman (2017)**

- Did not see action

**The Buzzell File**

- Prepped at Neah Bay (Washington)
- Varsity letters in football, track and basketball
- 1,489 all-purpose yards (761 receiving yards on 38 catches) and 26 touchdowns as a senior
- 1B state championship game record with 92-yard interception return
- 2016 1B all-state first team
- Led football team to three football titles (2013, 2014, 2016)
- Led track team to 2015 state title
- Led basketball team to 2015 state title
- Born in Port Angeles, Washington
- Full name is Cameron Thomas Buzzell
- Son of Larry and Maiya Buzzell
- Three siblings -- Larry, Morgan and Grace
- National Honor Society
- Class valedictorian



**#3 • K.J. Costello**  
 Quarterback  
 6-5 • 222 • Senior  
 Coto de Caza, Calif. • Santa Margarita Catholic

**Career Accolades**

- 2018 team captain
- 2018 All-Pac-12 second team
- Two-time Pac-12 All-Academic honorable mention (2017, 2018)



**As a Senior (2019)**

- Davey O'Brien Award watch list
- Maxwell Award watch list
- Preseason All-Pac-12 second team
- Athlon Preseason All-Pac-12 second team
- Phil Steele Preseason All-Pac-12 second team

**As a Junior (2018)**

- Team captain
- All-Pac-12 second team
- Pac-12 All-Academic honorable mention
- Maxwell Award watch list
- Started all 13 games
- Finished 269 of 413 passing (65.1%) for 3,540 yards and 29 touchdowns
- Second-most passing yards in a season in school history (3,540)
- Second-most 300-yard passing games in a season in school history (7)
- Third-most passing touchdowns in a season in school history (29)
- Third-most yards of total offense in a season in school history (3,520)
- Fourth-most completions in a season in school history (269)
- Fifth-best passing efficiency in a season in school history (155.0)
- Led Pac-12 and 12th in nation with 8.57 yards per attempt
- Led Pac-12 and 16th in the nation with 155.0 passing efficiency
- Second in the Pac-12 and Top 25 in the nation in completion percentage (65.1%), completions per game (20.7), passing touchdowns (29), passing yards (3,540) and passing yards per game (272.3)
- Second in the Pac-12 with 270.8 yards of total offense per game
- 21 of 31 passing for 332 yards and four touchdowns in win over San Diego State (Aug. 31)
- 16 of 27 passing for 183 yards and a touchdown in win over USC (Sept. 8)
- 17 of 30 passing for 214 yards and two touchdowns in win over UC Davis (Sept. 15)
- 19 of 26 passing for 327 yards and three touchdowns, including 23-yard game-winner in overtime at No. 20 Oregon (Sept. 22)
- 15 of 27 passing for 174 yards and one touchdown at Notre Dame (Sept. 29)
- 26 of 41 passing for 381 yards and one touchdown vs. Utah (Oct. 6)
- 22 of 29 passing for 231 yards and one touchdown, and 18 rushing yards in win at Arizona State (Oct. 18)
- 34 of 43 passing for 323 yards and four touchdowns, and 19 rushing yards vs. Washington State (Oct. 27)
  - Sixth-most completions in a game in school history, and most since 1994
- 29 of 43 passing for 347 yards and two touchdowns at Washington (Nov. 3)
- 23 of 33 passing for 342 yards and four touchdowns, and 45 yards rushing in win over Oregon State (Nov. 10)
- 23 of 37 passing for 344 yards and five touchdowns in win at UCLA (Nov. 24)
  - Second-most passing touchdowns in a game in school history
- 18 of 29 passing for 237 yards and one touchdown in win at Cal (Dec. 1)
- 6 of 17 passing for 105 yards in Sun Bowl win over Pitt (Dec. 31)

**As a Sophomore (2017)**

- Pac-12 All-Academic honorable mention
- 11 games played
- Seven games started
- 124 of 211 passing for 1,573 yards, 14 touchdowns and four interceptions
- 28 rushes for 92 yards and three touchdowns
- 5 of 9 for 80 yards and 25-yard rushing touchdown in collegiate debut vs. Rice
- 13 of 19 passing for 123 yards, two passing touchdowns, 9-yard rushing touchdown vs. UCLA
- 15 of 24 passing for 173 yards and one touchdown in first career start vs. Arizona State
- 5 of 9 passing for 57 yards, and 19 rushing yards at Utah
- 5 of 6 passing for 59 yards and one touchdown vs. Oregon
- 9 of 20 passing for 105 yards and 14-yard touchdown run at Washington State
- 16 of 27 passing for 211 yards, and 26 rushing yards vs. Washington
- 17 of 26 passing for 185 yards and one touchdown, and 16 rushing yards vs. Cal
- 14 of 22 passing for 176 yards and four touchdowns vs. Notre Dame
- 10 of 22 passing for 192 yards and two touchdowns vs. USC (Pac-12 Championship Game)
- 15 of 27 passing for 212 yards and three touchdowns vs. TCU (Alamo Bowl)

**As a Freshman (2016)**

- Did not see action

**The Costello File**

- Played at Santa Margarita Catholic (Calif.) under head coach Rick Curtis
  - Varsity letters in football (4) and basketball (1)

- Five-star recruit by PrepStar
- Four-star recruit by Scout, Rivals, 247Sports and ESPN
- Nation's 13th-best recruit by PrepStar, 19th by ESPN
- Nation's second-best pro-style quarterback by Rivals, second-best pocket passer by ESPN
- California's second-best recruit by ESPN, third by PrepStar
- U.S. Army All-America
- Elite 11 finalist
- 2015 Trinity League MVP
- 2016 all-state
- 2015 all-state
- Holds 19 school records
- 8,222 career passing yards (broke Carson Palmer's school record)
- 62 passing touchdowns (school record)
- 19 rushing touchdowns
- 452 single-game passing yards (school record)
- Full name is Kevin Richard Costello
- Born in Newport Beach, Calif.
- Son of Kevin and Annette Costello
- Two siblings, Paige and Tiffany
- Presidential Honor Roll (4.0 GPA or higher)
- Enjoys ping pong and golf
- Majoring in political science

RUSHING	G	ATT	YARDS	TD	LONG	AVG/C	AVG/G
2017	11	28	92	3	25	3.3	8.4
2018	13	42	-20	0	45	-0.5	-1.5
TOTAL	24	70	72	3	45	1.0	3.0

PASSING	G	CMP-ATT-INT	YARDS	TD	LONG	PCT	AVG/P	AVG/G	EFFIC
2017	11	124-211-4	1573	14	50	58.8	7.5	143.0	139.5
2018	13	269-413-11	3540	29	80	65.1	8.6	272.3	155.0
TOTAL	24	393-624-15	5113	43	80	63.0	8.2	213.0	149.7

TOTAL OFFENSE	G	RUSH	PASS	TOTAL	AVG/G
2017	11	92	1573	1665	151.4
2018	13	-20	3540	3520	270.8
TOTAL	24	72	5113	5185	216.0

SCORING	G	TD	RUSH	RCV	RET	PAT	2PAT	FG	TOTAL	AVG/G
2017	11	3	3	0	0	0	0	0	18	1.6
2018	13	0	0	0	0	0	0	0	0	0.0
TOTAL	24	3	3	0	0	0	0	0	18	0.8

ALL PURPOSE	G	RUSH	RCV	PR	KR	IR	TOTAL	AVG/G
2017	11	92	0	0	0	0	92	8.4
2018	13	-20	0	0	0	0	-20	-1.5
TOTAL	24	72	0	0	0	0	72	3.0



**#51 • Drew Dalman**  
 Center  
 6-3 • 284 • Junior  
 Salinas, Calif. • Palma

**As a Junior (2019)**

- Rimington Trophy watch list

**As a Sophomore (2018)**

- Pac-12 All-Academic first team
- Played in seven games and started four
- Started two games at center and two at right guard
- Protected K.J. Costello who finished with second-most passing yards in a season in school history

**As a Freshman (2017)**

- Did not see action





**The Dalman File**

- Prepped at Palma (Calif.) under head coach Jeff Carnazzo
  - Varsity letters in football and track
- Nation's third-best center by PrepStar, sixth by 247Sports, seventh by Scout, eighth by Rivals, ninth by ESPN
- California's 43rd-best recruit by 247Sports, 44th by PrepStar, 50th by ESPN, 53rd by Scout
- Three-year starter
- Three-time all-league
- Three-time all-county
- 2016 Monterey Herald Defensive Player of the Year
- 2016 Monterey Bay League Gabilan Division Player of the Year
- 2016 Blue Gray All-America game
- Led team to three league titles
- Led team to first-ever CIF Northern California Division 4-AA appearance
- Born in Salinas, Calif.
- Full name is Drew Brazil Dalman
- Son of Chris and Yanne Dalman
  - Father played football at Stanford, professionally for San Francisco 49ers (won Super Bowl XXIX)
    - Father coached for Stanford, Atlanta Falcons and San Francisco 49ers
- Grandfather, Buck Dalman, played football for Santa Cruz Seahawks
- One sister, Kate
- National Honor Society
- Ranked third in senior class
- Enjoys swimming, biking and coaching flag football
- Lived in Georgia before moving to California
- Portuguese roots
- Wrote letter in fifth grade stating that his biggest dream was to play football at Stanford



**#30 • Levani Damuni**  
 Inside Linebacker  
 6-2 • 258 • Freshman  
 Providence, Utah • Ridgeline

**The Damuni File**

- Prepped at Ridgeline (Utah) under head coach Christopher Howell
  - Varsity letters in basketball and football
    - Also prepped at Mountain Crest (Utah) under head coach Mark Wooton
- Four-star recruit by Rivals
- Nation's 18th-best inside linebacker by PrepStar, 36th by ESPN
- Nation's 23rd-best outside linebacker by 247Sports, 25th by Rivals
- Utah's fifth-best recruit by Rivals, sixth by 247Sports and PrepStar, 10th by Scout, 12th by ESPN
- 732 yards rushing and 12 touchdowns, 342 receiving yards and two touchdowns as a senior
- 63 tackles and 11 sacks as a senior
- 544 rushing yards on 62 carries and six touchdowns, 532 yards on 41 catches and seven touchdowns as a junior
- 87 tackles, six sacks, one interception, blocked punt returned for a touchdown as a junior
- 350 yards rushing in limited time as a sophomore
- 2017 Polynesian Bowl
- 2017 Hawk Award
- 2016 Logan Herald All-Valley Player of the Year
- 2015 Logan Herald All-Valley Defensive Player of the Year
- Two-time all-state
- Two-time all-region
- Born in Logan, Utah
- Full name is Levani Hengehenga Damuni
- Son of Waqa and Val Damuni
  - Father played football at Utah State
    - Father is assistant athletic director for football operations at Utah State
    - Mother is Bay Area native (Millbrae)
      - Mother sold wedding ring to pay for children to play football for local Boys and Girls Club
- Six siblings: Emosi, Junior, Jovesa, Lavinia, Lusiana and Damien
- Uncle, Jack Damuni, played football at BYU
- Cousin, Weslee Tonga, played football at Utah
- Cousin, Sonny Tonga Mahe, played volleyball at BYU
- Cousin, Kalani Tonga, played volleyball at Utah and BYU

- Enjoys hiking, camping and cooking
- Fijian and Tongan roots
- Both sets of grandparents migrated from South Pacific Islands
  - Paternal grandparents helped build the Polynesian Cultural Center in Laie, Hawaii
- Lived in Utah, Tennessee, Arkansas and Colorado
- Related to Brandon Fanaika, Simi Fehoko, and Tangaloo Kaufusi
- Served two-year LDS mission



**#20 • Aeneas DiCosmo**  
 Inside Linebacker  
 6-3 • 231 • Freshman  
 Montclair, N.J. • Bergen Catholic

**The DiCosmo File**

- Prepped at Bergen Catholic (N.J.) under head coach Vito Campanile
- Varsity letters in football and track and field
- Four-star recruit by ESPN
- Nation's 29th-best outside linebacker by Rivals, 30th by ESPN
- Nation's 32nd-best defensive end by 247Sports, 45th by PrepStar
- New Jersey's eight-best recruit by ESPN, 9th by PrepStar, 12th by 247Sports, 13th by Rivals
- 2018 The Opening Finals
- 2018 all-state honorable mention
- 2019 Watkins Award finalist
- 2018 team captain
- 2017 first-team all-county
- 2017 second-team all-state
- 2017 state champions
- 23 tackles (five for loss), two sacks and one receiving touchdown in three games as a senior
- 60 tackles (17 for loss), 10 sacks, one interception and one defensive touchdown, and 180 receiving yards for one touchdown on six catches as a junior
- 39 tackles, four sacks, two fumble recoveries in nine games as a sophomore
- Son of Maia DeRoche and Anthony & LaShada DiCosmo
- Stepmom is LaShada DiCosmo
- Father played football at Boston College and professionally for the Tampa Bay Buccaneers
- Mother, Maia, ran track at St. John's University
- Has three younger siblings, Phoenix-Orion, Amadeus and Cassiopeia
- Hobbies include learning Mandarin



**#22 • Obi Eboh**  
 Cornerback  
 6-2 • 195 • Senior  
 Southlake, Texas • Carroll

**Career Accolades**

- Two-time Pac-12 All-Academic honorable mention (2017, 2018)

**As a Junior (2018)**

- Pac-12 All-Academic honorable mention
- Played in all 13 games and started one
- Finished with 17 tackles (10 solo) and four pass breakups
- Six tackles (two solo) and two pass breakups in win over Oregon State (Nov. 10)
- Three solo tackles and team-high two pass breakups in win at UCLA (Nov. 24)
- First career start, six tackles (four solo) in Big Game win at Cal (Dec. 1)

**As a Sophomore (2017)**

- Pac-12 All-Academic honorable mention
- 14 games played
- One tackle vs. UCLA

**As a Freshman (2016)**

- Did not see action



**The Eboh File**

- Played at Carroll (Texas) under head coach Hal Wasson
  - Varsity letters in football (3), basketball (2) and track (2)
- Four-star recruit by Scout, ESPN and PrepStar
- Nation's 14th-best cornerback by Scout, 24th by ESPN and PrepStar
- Texas' 29th-best recruit by ESPN
- 115 career tackles, 32 pass breakups and three fumble recoveries
- 37 tackles, 17 pass breakups as a senior
- 55 tackles, 11 pass breakups as a junior
- 23 tackles, four pass breakups as a sophomore
- Two-time all-district first team
- All-area first team
- Fort Worth Star Telegram Super Team first team
- Dallas Morning News second team
- Associated Press all-state second team
- Academic all-state honorable mention
- Two-time academic all-district first team
- Led team to four district titles
- Led team to three area titles
- Led team to two regional titles
- Full name is Obinna Chiemeka Eboh
- Born in Houston, Texas
- Son of Juliet and Obi Eboh, Sr.
- One sister, Serena
- First generation American
- Majoring in management science and engineering

TACKLES	G	UA	A	TOTAL	TFL	PD	FF	FR	BLK	QBH
2017	14	0	1	1	0.0	0	0	0	0	0
2018	13	10	7	17	0.0	4	0	0	0	0
TOTAL	27	10	8	18	0.0	4	0	0	0	0



**#13 • Simi Fehoko**

Wide Receiver  
6-4 • 226 • Sophomore  
Sandy, Utah • Brighton

**As a Freshman (2018)**

- Played in four games (each of the last four) -- eligible to retain year of eligibility via NCAA redshirt rules
- First career reception for six yards in collegiate debut against Oregon State (Nov. 10)
- Also saw action in wins at UCLA (Nov. 24), at Cal (Dec. 1) and at Sun Bowl against Pitt (Dec. 31)
- Stanford went 4-0 in games in which he played

**The Fehoko File**

- Played at Brighton (Utah) under head coach Ryan Bullet
  - Varsity letters in football (4) and basketball (4)
- Four-star recruit by Scout, Rivals, 247Sports, ESPN and PrepStar
- Nation's 61st-best recruit by 247Sports
- Nation's eight-best receiver by 247Sports, 19th by Scout
- Utah's top recruit by Scout
- Utah's second-best recruit by Rivals, 247Sports, ESPN and PrepStar
- State career record holder with 3,571 career receiving yards and 41 receiving touchdowns
- State single-season record holder with 24 receiving touchdowns
- 2016 U.S. Army All-America Bowl
- 2016 U.S. Army All-America Player of the Year finalist
- 2015 Gatorade Utah Player of the Year
- 2015 Max Preps Utah Player of the Year
- 2015 USA Today first team and Utah MVP
- 2015 Utah Mr. Football
- 2015 USA National second team
- Two-time all-state first team
- Served two-year LDS mission in Seoul, South Korea
- Full name is Simone Tufui Fehoko
- Born in Salt Lake City, Utah
- Son of Simon and Tiffany Fehoko

- Father played football at Dixie State
- Three siblings: Falisha, Jaden and Jeremy
- Cousin, Alfred Pupunu, played professionally for the San Diego Chargers
- Uncle, Sekitoo Fehoko, played basketball at Dixie State
- Cousins, Breiden, V.J. and Sam Fehoko, played football at Texas Tech
- Cousin, T.J. Fehoko, played football at Washington State
- Cousin, Whitley Fehoko, played football at San Diego State

RECEIVING	G	REC	YARDS	TD	LONG	REC/G	AVG/C	AVG/G
2018	4	1	6	0	6	0.2	6.0	1.5
TOTAL	4	1	6	0	6	0.2	6.0	1.5



**#88 • Tucker Fisk**

Tight End  
6-4 • 269 • Junior  
Davis, Calif. • Davis Senior

**As a Sophomore (2018)**

- Pac-12 All-Academic honorable mention
- Played in 13 games and started three
- Made collegiate debut in season opener vs. San Diego State (Aug. 31)
- Three-yard kick return in win over UC Davis (Sept. 15)
- Made first career start in win at Arizona State (Oct. 18)

**As a Freshman (2017)**

- Did not see action

**The Fisk File**

- Prepped at Davis Senior (Calif.) under head coach John Wiley
  - Varsity letters in football and swimming
- Nation's seventh-best H-tight end by ESPN, 14th by PrepStar
- Nation's 20th-best tight end by Rivals, 39th by Scout, 44th by 247Sports
- California's 39th-best recruit by PrepStar, 44th by ESPN, 50th by Rivals, 62nd by Scout
- 1,116 career receiving yards on 92 catches (12.1 yards/catch) and 13 touchdowns
- 155 career tackles, 20.0 tackles for loss, 12.0 sacks
- 2016 Sac Joaquin Section Defensive Player of the Year
- 2016 MaxPreps All-NorCal first team
- 2016 MaxPreps All-Sac Joaquin Section first team
- 2016 NorCal Preps first team
- 2016 Delta League co-MVP
- 2016 Sacramento Bee All-Metro first team
- 2016 team MVP
- 2015 MaxPreps All-NorCal second team
- 2015 MaxPreps All-Sac Joaquin Section second team
- 2015 NorCal Preps All-NorCal second team
- 2015 Delta League co-lineman of the year
- 2015 Sac Joaquin Section honorable mention
- 2015 Sacramento Bee All-Metro first team
- 2015 team MVP
- 2014 Cal-Hi Sports all-state sophomore team
- 2014 Sacramento Bee All-Metro second team
- 2014 team MVP
- Three-time NISCA All-America (swimming)
- Born in Edina, Minn.
- Full name is Tucker Davies Fisk
- Son of Jason and Miriam Fisk
  - Father played football at Stanford and 12 seasons professionally in the NFL
- Two siblings: Julia and Carmin
- Enjoys fishing and scuba diving
- Self-taught guitarist, pianist and ukuleleist



**#6 • Andres Fox**  
 Outside Linebacker  
 6-4 • 252 • Sophomore  
 Mobile, Ala. • Mobile Christian

**As a Freshman (2018)**

- Played in seven games
- Finished with three tackles (one solo), 1.5 tackles for loss and 1.5 sacks
- Made collegiate debut in win over vs. UC Davis (Sept. 15)
- First career tackle and half sack at Washington (Nov. 3)
- One tackle in win over Oregon State (Nov. 10)
- Solo tackle and one sack in win at UCLA (Nov. 24)

**The Fox File**

- Prepped at Mobile Christian (Ala.) for head coach Ronnie Cottrell
  - Varsity letters in football, basketball and track and field
- Nation's 138th-best recruit by ESPN, 245th by PrepStar
- Nation's 14th-best defensive end by ESPN, 17th by PrepStar
- Nation's 19th-best weak-side defensive end by Rivals, 22nd by 247Sports
- Alabama's sixth-best recruit by ESPN, seventh by PrepStar, 10th by 247Sports, 12th by Rivals
- 88 tackles, 28 tackles for loss, 13 sacks, seven forced fumbles as a senior
- 18 sacks as a junior
- 2017 Alabama High School Athletic Association 3A Defensive Lineman of the Year
- 2017 All-Coastal Alabama first team
- 2017 AL.com and Birmingham News Super All-State first team
- Three-time team captain
- Led team to state runner-up finish in 2016
- 2016 Mobile Christian Physics Student of the Year
- Second in javelin throw at 12-under Junior Olympics
- Full name is Andres Leonard Fox
- Son of Barry Beard and Lakrisa Padgett
  - Mother was born in California
- One sister, Hailey
- Uncle, Eric Yelding, played baseball for the Houston Astros and Chicago Cubs
- Enjoys fishing
- First Mobile Christian product to attend Stanford

TACKLES	G	UA	A	TOTAL	TFL	PD	FF	FR	BLK	QBH
2018	6	1	2	3	1.5	0	0	0	0	0
TOTAL	6	1	2	3	1.5	0	0	0	0	0

SACKS	G	UA	A	TOTAL	YARDS
2018	6	1	1	1.5	13
TOTAL	6	1	1	1.5	13



**#10 • Jordan Fox**  
 Outside Linebacker  
 6-3 • 226 • Senior  
 Plainfield, N.J. • St. Peter's

**Career Accolades**

- 2018 Pac-12 All-Academic honorable mention

**As a Senior (2019)**

- Athlon Preseason All-Pac-12 third team

**As a Junior (2018)**

- Pac-12 All-Academic honorable mention
- Played in all 13 games and started seven
- Led team with 9.5 tackles for loss
- Second on team with 4.5 sacks
- Fourth on team with 61 tackles (30 solo)

- Two tackles, 0.5 sack, 1.0 tackles for loss in win over USC (Sept. 8)
- Led team with nine tackles (four solo) in first career start with 2.0 tackles for loss and 1.5 sacks in overtime win at No. 20 Oregon (Sept. 22)
- Six tackles (three solo), 1.0 tackle for loss and a forced fumble at Notre Dame (Sept. 29)
- Six tackles (three solo) and three hurries vs. Washington State (Oct. 27)
- Nine tackles (four solo) and 0.5 sack at Washington (Nov. 3)
- Four tackles (one solo), 1.0 tackle for loss and one sack in win over Oregon State (Nov. 10)
- Three tackles (two solo), 0.5 tackle for loss and one pass breakup in win at UCLA (Nov. 24)
- Six tackles (four solo) in win at Cal (Dec. 1)
- Five tackles (three solo), one sack and one tackle for loss in Sun Bowl win over Pitt (Dec. 31)

**As a Sophomore (2017)**

- 11 games played
- 14 tackles, 1.5 tackles for loss, one forced fumble
- Three solo tackles (one for loss) vs. Rice
- One tackle vs. UCLA
- Solo tackle at Utah
- Four tackles (two solo), 0.5 tackle for loss, fumble recovery vs. Oregon
- Solo tackle at Oregon State
- Four tackles (two solo) and one forced fumble vs. Notre Dame

**As a Freshman (2016)**

- Did not see action

**The Fox File**

- Prepped at St. Peter's (N.J.) under head coach Rich Hansen
  - Varsity letters in football and wrestling
- Nation's 35th-best outside linebacker by 247Sports, 42nd by PrepStar, 46th by ESPN, 54th by Rivals
- Nation's 37th-best inside linebacker by Scout
- New Jersey's 10th-best recruit by PrepStar, 11th by Scout, 12th by 247Sports, 15th by ESPN, 20th by Rivals
- 2014 Semper Fidelis All-America
- 2014 all-state first team
- 2014 all-conference first team
- 2014 All-Hudson County first team
- 275 career tackles and five interceptions
- Led team to 2014 state title
- Born in Newark, N.J.
- Full name is Jordan Douglas Fox
- Son of Daniel and Donnette Fox
- One brother, James
  - James wrestles at Harvard
- Enjoys skiing
- Majoring in political science

TACKLES	G	UA	A	TOTAL	TFL	PD	FF	FR	BLK	QBH
2017	11	9	5	14	1.5	0	1	1	0	1
2018	13	30	31	61	9.5	1	1	0	0	6
TOTAL	24	39	36	75	11.0	1	2	1	0	7

SACKS	G	UA	A	TOTAL	YARDS
2017	11	0	0	0.0	0
2018	13	3	3	4.5	37
TOTAL	24	3	3	4.5	37



**#33 • Alex Gracey**  
 Punter  
 6-3 • 205 • Sophomore  
 Atlanta, Ga. • Westminster

**As a Freshman (2018)**

- Did not see action





**The Gracey File**

- Prepped at Westminster (Ga.) under head coach Gerry Romberg
  - Varsity letters in football and soccer
- 40.8 yards/punt, pinned 16 of 29 inside the 20 and no touchbacks as a senior
  - School's first starting punter without a touchback over the course of a season
- 41.0 yards/punt, pinned eight punts inside the 20 as a junior
- 2017 all-state first team
- 2016 all-state first team
- 2016 all-region first team
- Led team to 2016 regional title
- Led team to 2015 state title
- Led team to 2017 soccer state title
- Full name is Alexander Russell Gracey
- Son of Louise and David Gracey
- Two siblings -- Gillian and Laura
- Grandfather, George Gracey, played football at Rhodes
- Did not consider playing college football until second semester of junior year
- National Honor Society



**#23 • Marcus Graham**  
 Wide Receiver  
 5-11 • 166 • Freshman  
 Charlotte, N.C. • Mountain Island Charter School

**The Graham File**

- Prepped at Mountain Island Charter (N.C.) under head coach Robert Washington
- Varsity letters in football, track and basketball
- Nation's 52nd-best athlete by PrepStar, 118th by 247Sports, 154th by ESPN
- North Carolina's 31st-best recruit by PrepStar, 55th by 247Sports, 63rd by Rivals, 73rd by ESPN
- Two-time all-conference quarterback
- Ranks second in the nation all-time for touchdown passes in a half (7)
- 2,500 passing yards, 997 rushing yards and 41 total touchdowns as a sophomore
- 1,200 passing yards, 900 yards rushing, 600 receiving yards and 35 total touchdowns as a junior
- Basketball team finished as state runner-up in 2015
- Son of Cassandra and David Graham
- Two older siblings – Mikel and Mariah



**#74 • Devery Hamilton**  
 Offensive Tackle/Offensive Guard  
 6-7 • 301 • Senior  
 Ellicott City, Md. • Gilman

**Career Accolades**

- Two-time Pac-12 All-Academic second team (2017, 2018)

**As a Junior (2018)**

- Pac-12 All-Academic second team
- Played in 11 games and started six
- Made three starts at left guard, two starts at right guard and one start at left tackle
- First career start at left tackle in Sun Bowl win over Pitt (Dec. 31)
- Protected K.J. Costello who finished with second-most passing yards in a season in school history

**As a Sophomore (2017)**

- Pac-12 All-Academic second team
- 12 games played
- Led Stanford to 656 total yards vs. Rice, seventh-most in school history
- Helped Stanford to 405 rushing yards vs. UCLA, fourth-most in school history
- Helped Bryce Love set single-game school rushing record (301 yards) vs. Arizona State

**As a Freshman (2016)**

- Did not see action

**The Hamilton File**

- Played at Gilman (Md.) under head coach Francis Poggi
  - Varsity letters in football (4), basketball (3) and track (1)
- Four-star recruit by Scout, Rivals and 247Sports
- Nation's 10th-best offensive tackle by Scout, 22nd by 247Sports, 24th by Rivals
- Maryland's fifth-best recruit by Scout, eighth by 247Sports, 10th by Rivals, 13th by ESPN
- 2015 all-state first team
- 2015 All-Metro first team
- 2015 all-conference
- 2014 all-state second team
- 2014 All-Metro second team
- 2014 all-conference
- Team ranked first in Maryland, 12th nationally in 2015
- Led team to three conference titles
- Full name is Devery Bernard Hamilton Jr.
- Born in Stuttgart, Germany
- Son of Devery and Barbara Hamilton
  - Father played basketball at Erie Community
- Two siblings, Rashaan and Katrina
- Moved from Germany to United States in 2007
- Aspired to attend Stanford since fifth grade
- Majoring in communication and philosophy



**#80 • Scooter Harrington**  
 Tight End  
 6-5 • 257 • Senior  
 Riverside, Conn. • Greenwich

**Career Accolades**

- Two-time Pac-12 All-Academic honorable mention (2017, 2018)
- 2016 National Football Foundation and College Hall of Fame National High School Scholar-Athlete Award

**As a Junior (2018)**

- Pac-12 All-Academic honorable mention
- Played in all 13 games and started two
- Finished with two catches for 12 yards and one kick return for eight yards
- One catch for eight yards in win over UC Davis (Sept. 15)
- Kick return for eight yards at Washington (Nov. 3)
- One catch for four yards in win over Oregon State (Nov. 10)

**As a Sophomore (2017)**

- Pac-12 All-Academic honorable mention
- 11 games played
- Three receptions for 10 yards
- One catch for six yards in collegiate debut vs. Rice
- One catch at USC
- One catch for four yards at San Diego State

**As a Freshman (2016)**

- Did not see action

**The Harrington File**

- Played at Greenwich (Conn.) under head coach John Marinelli
  - Lettered in football (3) and lacrosse (4)
- Four-star recruit by ESPN
- Nation's 10th-best Y-tight end by ESPN, 17th-best tight end by 247Sports
- Connecticut's top recruit by ESPN and PrepStar, second by 247Sports, third by Scout, fifth by Rivals
- 24 receptions for 240 yards and two touchdowns as a senior
- 4.5 sacks, seven pass breakups, one interception and two forced fumbles as a senior
- 2016 Under Armour All-America
- Two-time all-state first team
- Two-time all-league first team
- 2015 Hearst Connecticut Media Super 33



- Two-time USA Today all-state
- 2015 all-state second-team (lacrosse)
- 2015 all-league second-team (lacrosse)
- Football and lacrosse team captain as a senior
- National Football Foundation National High School Scholar-Athlete
- Full name is Scott James Harrington
- Born in Walnut Creek, Calif.
- Son of Kathy and Scott Harrington
  - Father played football at Boston College
  - Mother played softball at Boston College
- Older brother, Jack, played lacrosse at Duke
- National Honor Society
- Enjoys playing golf
- Majoring in management science and engineering

RECEIVING	G	REC	YARDS	TD	LONG	REC/G	AVG/C	AVG/G
2017	11	3	10	0	6	0.3	3.3	0.9
2018	13	2	12	0	8	0.2	6.0	0.9
TOTAL	24	5	22	0	8	0.2	4.4	0.9



**#78 • Henry Hattis**  
 Offensive Guard  
 6-6 • 297 • Senior  
 Rio Rancho, N.M. • Cleveland

**Career Accolades**

- 2018 Pac-12 All-Academic honorable mention

**As a Junior (2018)**

- Pac-12 All-Academic honorable mention
- Played in all 13 games
- Protected K.J. Costello who finished with second-most passing yards in a season in school history

**As a Sophomore (2017)**

- One game played

**As a Freshman (2016)**

- Did not see action

**The Hattis File**

- Played at Cleveland (N.M.) under head coach Heath Ridenhour
  - Varsity letters in football (3), basketball (2) and track (1)
- Four-star recruit by Scout Nation's 23rd-best offensive tackle by Scout
- New Mexico's top recruit by Scout, Rivals, ESPN and PrepStar, second by 247Sports
- Did not allow a sack as team gained 6,150 yards of total offense as a senior
- 2016 Semper Fidelis All-America Game
- 2015 all-state first team
- 2014 all-state first team
- 2013 all-district second team
- Led football team to 2015 state title and undefeated record (13-0)
- Led basketball team to 2015 state runner-up
- Full name is Henry Daniel Hattis
- Born in Santa Fe, N.M.
- Son of Bill and Ann Hattis
  - Father played baseball at Miami
- One sister, Sara
  - Sara played basketball at Arizona State
- Enjoys playing chess
- Majoring in political science



**#18 • Stuart Head**  
 Strong Safety  
 6-4 • 210 • Junior  
 Woodstock, Ga. • Etowah

**As a Sophomore (2018)**

- Pac-12 All-Academic honorable mention
- Played in 12 games
- Finished with three tackles (two solo)
- Made collegiate debut in season opener vs. San Diego State (Aug. 31)
- Two solo tackles in win over Oregon State (Nov. 10)
- One tackle at Cal (Dec. 1)

**As a Freshman (2017)**

- Did not see action

**The Head File**

- Prepped at Etowah (Ga.) under head coach Dave Svehla
  - Varsity letters in football and track
- Nation's 25th-best safety by PrepStar, 27th by 247Sports, 46th by Rivals, 51st by Scout
- Georgia's 38th-best recruit by 247Sports, 40th by PrepStar, 52 by Rivals, 66th by Scout
- 81 tackles, three interceptions, three forced fumbles, six touchdowns as senior
- 88 tackles, two interceptions, two forced fumbles as a junior
- 140 tackles, three interceptions and two forced fumbles as a sophomore
- School's first three-time all-state performer
- Three-time all-region
- Three-time all-county
- 2016 team MVP
- 2015 Cherokee Gridiron Club Defensive Player of Year
- Led team to 2016 county title in track
- Born in Atlanta, Ga.
- Full name is Stuart Michael Head
- Son of Nigel and Brenda Head
  - Father played soccer at Kennesaw State, football at Tennessee-Chattanooga
- Two siblings: Trevor and R.J.
- Uncle, Graham Head, played football at Georgia Tech
- National Honor Society
- School record holder in 4x100 relay
- Enjoys traveling and attending concerts
- Friend and classmate of Chandler Riggs ("Carl" from The Walking Dead)
- Won the shoes off of Chris Paul's feet by beating him in a free throw contest

TACKLES	G	UA	A	TOTAL	TFL	PD	FF	FR	BLK	QBH
2018	12	2	1	3	0.0	0	0	0	0	0
TOTAL	12	2	1	3	0.0	0	0	0	0	0



**#34 • Houston Heimuli**  
 Fullback  
 5-11 • 249 • Junior  
 Woods Cross, Utah • Bountiful

**As a Sophomore (2018)**

- Pac-12 All-Academic honorable mention
- Played in 12 games as fullback and on special teams
- Made collegiate debut in season opener vs. San Diego State (Aug. 31)
- Solo tackle in win over UC Davis (Sept. 15)
- First career catch for one-yard touchdown vs. Washington State (Oct. 27)

**As a Freshman (2017)**

- Did not see action



**The Heimuli File**

- Prepped at Bountiful (Utah) under head coach Larry Wall
  - Varsity letters in football, track, soccer and rugby
- Nation's second-best fullback by Scout, ESPN and PrepStar, fourth by Rivals, ninth by 247Sports
- Utah's third-best recruit by PrepStar, 13th by Scout, 23rd by ESPN, 25th by 247Sports
- Primary blocker with 370 career carries for 2,043 yards and 22 touchdowns
- 13 career receptions for 107 yards and one touchdown
- 2014 Region 6 MVP
- Two-time all-state
- Two-time team captain
- Full name is Houston Henare Heimuli
- Son of Lakei and Pania Heimuli
  - Father played football at BYU and professionally for the Chicago Bears (1987)
  - Father was starting fullback on BYU's 1984 national championship team
- Four siblings: Hema, Helam, Hevynn and Harrison
  - Brother, Helam, played football at Weber State
- Uncle, Hema Heimuli, played football at BYU
- Tongan-Maori-Japanese-Hawaiian descent
- Enjoys singing, playing guitar and ukulele, Polynesian dance and video games
- Eagle Scout
- Served two-year LDS mission in Indianapolis



**#15 • Stephen Herron**

Outside Linebacker  
6-4 • 223 • Freshman  
New Albany, Ind. • Trinity (Ky.)

**The Herron File**

- Prepped at Trinity (Ky.) under head coach Bob Beatty
- Varsity letters in football, wrestling and track
- Four-star recruit by Rivals, PrepStar, ESPN and 247Sports
- Nation's 88th-best recruit by PrepStar, 153rd by 247Sports, 163rd by Rivals and 172nd by ESPN
- Nation's fourth-best weakside defensive end by Rivals, ninth by 247Sports
- Nation's 10th-best defensive end by Prepstar and 21st by ESPN
- Kentucky's top-ranked recruit by PrepStar
- Kentucky's second-best recruit by Rivals and ESPN, and third-best by 247Sports
- PrepStar Dream Team
- Three-time first-team all-state (Kentucky)
- Three-time first-team all-area (Kentucky)
- 2016 second-team all-state (Indiana)
- 2016 first-team all-area (Indiana)
- 84 tackles (59 solo), 36 tackles for loss, 19 sacks, 48 hurries, five forced fumbles, fumble recovery, two blocked kicks as a senior
- 97 tackles (26 solo), 42 tackles for loss, 21 sacks, 42 hurries, three forced fumbles, fumble recovery, two blocked kicks as a junior
- 70 tackles (34 solo), 16 tackles for loss, 10 sacks, 37 hurries, two forced fumbles as a sophomore
- 75 tackles (22 solo), 15 tackles for loss, seven sacks, 12 hurries and three blocked kicks as a freshman
- Two-time district, regional, semi-state and state champions (2016, 2017)
- 2018 district and regional champions
- 2018 The Opening Finals
- Son of Sherry and Steve Herron
- Father played football at Centre College



**#19 • Elijah Higgins**

Wide Receiver  
6-3 • 220 • Freshman  
Kyle, Texas • Bowie

**The Higgins File**

- Prepped at Bowie (Texas) under head coach Jeff Ables
- Varsity letters in football, track and basketball

- Four-star recruit by Rivals, ESPN, PrepStar and 247Sports
- Nation's 86th-best recruit by PrepStar, 89th by 247Sports, 112th by ESPN and 119th by Rivals
- Nation's 14th-best wide receiver by PrepStar, 15th by 247Sports, 16th by ESPN and 18th by Rivals
- Texas' 12th-best recruit by PrepStar, 15th by 247Sports, 16th by Rivals and 18th by ESPN
- PrepStar Dream Team
- 2019 Polynesian Bowl
- 2018 Under Armour All-America Game
- 2017 first-team all-district
- Trustee Award
- African-American Heritage Award
- Watkins Award finalist
- Son of Karon and George Higgins
- Father played football at University of South Florida
- Has two younger siblings -- Kaleb and Bailey
- Born in Florida



**#73 • Jake Hornbrook**

Offensive Guard/Offensive Tackle  
6-5 • 279 • Freshman  
West Chester, Pa. • Malvern Prep

**The Hornbrook File**

- Prepped at Malvern (Pa.) under head coach Dave Gueriera
- Varsity letters in football and basketball
- Nation's 16th-best guard by Rivals, 50th by 247Sports
- Nation's 18th-best tackle by PrepStar, 83rd by ESPN
- Pennsylvania's eighth-best recruit by PrepStar, 10th by Rivals, 13th by ESPN, 19th by 247Sports
- Three-time league champions
- 2018 first-team all-USA Pennsylvania
- 2018 first-team all-southeastern Pennsylvania
- 2018 first-team all-city
- 2017 second-team all-state
- 2017 all-Southeastern (Pa.) first team
- Two-time first-team all-league
- Born in Austin, Texas
- Son of Dawn and Jeff Hornbrook
- Father played football at Temple
- Mother played basketball at Gettysburg
- Two older siblings -- Alex and Mackenzie
- Brother, Alex, is captain of the football team at Wisconsin
- Sister, Mackenzie, is captain of the swimming team at Penn State
- Uncle, Ben Davis, played baseball in the Major Leagues
- Hobbies include fishing and golfing



**#23 • Ryan Johnson**

Defensive End  
6-4 • 266 • Junior  
Axis, Ala. • St. Paul's Episcopal

**As a Sophomore (2018)**

- Played in seven games
- Finished with five tackles (one solo)
- Made collegiate debut in season opener vs. San Diego State (Aug. 31)
- Two tackles in win over UC Davis (Sept. 15)
- Solo tackle at Notre Dame (Sept. 29)
- Two tackles in win over Oregon State (Nov. 10)

**As a Freshman (2017)**

- Did not see action

**The Johnson File**

- Prepped at St. Paul's Episcopal (Ala.) under head coach Steve Mask





- Varsity letters in football, basketball and track
- Consensus four-star recruit
- Nation's 167th-best recruit by ESPN, 201st by PrepStar, 210th by Scout, 239th by Rivals
- Nation's seventh-best strong-side defensive end by Rivals, 19th by 247Sports
- Nation's 14th-best defensive end by ESPN, 15th by PrepStar, 17th by Scout
- Alabama's seventh-best recruit by ESPN and PrepStar, 11th by Scout, 12th by Rivals, 16th by 247Sports
- 2017 Under Armour All-America
- 2016 Alabama vs. Mississippi All-State Game
- 2016 Alabama 5A Lineman of the Year
- 2016 Chrichton Optimist Club Lineman of the Year
- Led team to state titles in 2014 and 2015
- Watkins Award finalist
- 85 tackles, 10 sacks, one interception, three forced fumbles as a senior
- 75 tackles, 10 sacks, one interception, one forced fumble as a junior
- 50 tackles, five sacks as a sophomore
- Born in Mobile, Ala.
- Full name is Ryan Alexander Johnson
- Son of Angela and the late Roderick Johnson
- One sibling, Trai
  - Brother, Trai, played football at Alabama A&M
- Cousin, Jermaine Rogers, played football at Louisiana-Lafayette
- Cousin, Tony Rogers, played football at Jackson State

TACKLES	G	UA	A	TOTAL	TFL	PD	FF	FR	BLK	QBH
2018	7	1	4	5	0.0	0	0	0	0	1
TOTAL	7	1	4	5	0.0	0	0	0	0	1



## #20 • Austin Jones

Running Back  
5-10 • 193 • Freshman  
Antioch, Calif. • Bishop O'Dowd

### The Jones File

- Prepped at Bishop O'Dowd (Calif.) under head coach Napoleon Kaufman
- Varsity letters in football and track
- Four-star recruit by Rivals, 247Sports, ESPN and PrepStar
- Nation's 64th-best recruit by PrepStar, 107th by Rivals, 150th by 247Sports and 169th by ESPN
- Nation's third-best running back by PrepStar, fifth by Rivals, ninth by 247Sports and 10th by ESPN
- California's 11th-best recruit by PrepStar, 16th by Rivals, 21st by 247Sports and 22nd by ESPN
- Three-time All-American
- PrepStar Dream Team
- Four-time All-Metro
- Two-time Prep2Prep.com Player of the Year
- East Bay Regional Player of the Year
- NCS Freshman of the Year
- NCS Sophomore of the Year
- State champion (2016)
- 2019 All-American Bowl
- 2019 Polynesian Bowl
- 2019 All-American Bowl Man of the Year Award finalist
- 2018 The Opening Finals
- 2018 first-team all-USA California
- Four-time All-NCS Academic
- All-NCS Scholar Athlete
- No. 2 all-time career rusher in Bay Area history
- 6,905 yards and 92 touchdowns on 940 rushes (7.34 yards per carry) as a prep
- 1,048 yards and one touchdown on 77 receptions (13.61 yards per catch) as a prep
- Son of Minerva and Karl Jones
- Has two older siblings -- Anthony and Alexis
- Brother, Anthony played football at Troy University and Jacksonville State
- Has lived in five different states



## #26 • Brock Jones

Safety  
6-1 • 185 • Freshman  
Clovis, Calif. • Buchanan

### The Jones File

- Prepped at Buchanan (Calif.) under head coach Matt Giordano
- Varsity letters in football and baseball
- Nation's 131st-best safety by 247Sports
- California's 165th-best recruit by 247Sports
- Three-time first-team all-league in football (2016, 2017, 2018)
- 2018 International Bowl for USA Football U17 national team
- 2017 International Bowl MVP for USA Football U16 national team
- 24 receptions for 273 yards, 89 rushing yards, 49 tackles, one interception and four special teams touchdowns as a senior
- 10 receptions for 201 yards, 34 rushing yards, 31 tackles, five interceptions and three special teams touchdowns as a junior
- 2018 team MVP
- Three-time first-team all-league in baseball (2016-18)
- 2018 All-American in baseball
- 2017 preseason All-America in baseball (top 100)
- 2017 all-state in baseball
- .346 avg, .553 obp, .564 slugging, 1.117 ops and 11 stolen bases as a junior
- .338 avg, .522 obp, .538 slugging, 1.060 ops and seven stolen bases as a sophomore
- Son of Sevi and Bryce Jones
- Has an older sister, Madison



## #29 • Spencer Jorgensen

Safety  
6-2 • 205 • Freshman  
Provo, Utah • Provo

### The Jorgensen File

- Prepped at Provo (Utah) under head coach Tony McGeary
- Varsity letters in football and basketball
- 2016 all-state honorable mention
- 2016 team MVP
- 2016 academic all-state
- 2016 U.S. Marines Scholar Athlete Award
- 2015 all-region
- 2014 academic all-region
- 3,101 passing yards, 711 rushing yards and 33 total touchdowns as a senior
- Three interceptions as a defensive back as a sophomore and junior
- Hobbies include freestyle snow skiing, horseback riding and custom woodwork
- Served a two-year LDS mission in Thailand
- Son of Kristen and Rick Jorgensen
- Has four siblings, John, Hannah, McKinley, Tess



## #47 • Tangaloa Kaufusi

Outside Linebacker  
6-3 • 237 • Sophomore  
Salt Lake City, Utah • East

### As a Freshman (2018)

- Played in two games -- eligible to retain year of eligibility via NCAA redshirt rules
- Made collegiate debut in win over Oregon State (Nov. 10)
- First career tackle in win at Cal (Dec. 1)



**The Kaufusi File**

- Played at East (Utah) under head coach Brandon Matich
- Lettered in football (4), basketball (2) and rugby (2)
- Nation's 12th-best H-tight end by ESPN, 28th-best tight end by Scout
- Utah's fourth-best recruit by Scout, fifth by ESPN, seventh by 247Sports, eighth by PrepStar
- 77 career tackles and nine sacks
- 51 tackles and six sacks as a senior
- 16 career receptions for 294 yards and three touchdowns
- 2015 all-state first team
- 2014 all-state honorable mention
- Led team to 2015 state titles
- Led team to pair of regional titles
- Full name is Tangaloo Ikimana Kaufusi
- Born in Salt Lake City, Utah
- Son of Richard and Ofa Kaufusi
- Father played football at BYU
- Four sisters: Ainu, Nele, Eveline and Petulisa
- Uncle, Steve Kaufusi, played football at BYU and professionally with the Philadelphia Eagles
- Uncles Harry, Jason, Doug and Jeff Kaufusi played football at BYU
- Cousin, Corbin Kaufusi, played basketball at BYU
- Cousin, Bronson Kaufusi, played football at BYU
- National Honor Society
- Served two-year LDS mission in Taiwan

TACKLES	G	UA	A	TOTAL	TFL	PD	FF	FR	BLK	QBH
2018	2	0	1	1	0.0	0	0	0	0	0
TOTAL	2	0	1	1	0.0	0	0	0	0	0



**#38 • Jason Kaul**

Safety  
6-4 • 205 • Freshman  
Ham Lake, Minn. • Blaine

**The Kaul File**

- Prepped at Blaine (Minn.) under coaches Ben Geisler and Mike Law
- Varsity letters in football, basketball and baseball
- Captain for football, basketball and baseball teams as a senior
- 2018 Minnesota Vikings all-state team
- AP All-State First-Team Defense
- USA Today All-Minnesota Second-Team Defense
- Kare 11 All-Metro First Team
- Star Tribune All-Metro First Team
- 2018 North Metro Defensive Player of the Year
- 2018 Minnesota Football All-Star Game
- Two-time all-district
- 2018 defensive team MVP
- 2018 conference champions and state semifinalists
- 71 tackles, five interceptions, three forced fumbles, three fumble recoveries, four touchdowns and 377 total yards as a senior
- 55 tackles, one interception, three sacks, 3.0 TFL, two forced fumbles and one fumble recovery as a junior
- Pitched no-hitter during junior baseball season
- 2018 conference champions and state semifinalists in baseball
- 2018 Minnesota Basketball All-Star Game
- Two-time unanimous all-conference in basketball
- Averaged 18 points, seven rebounds and three assists during senior basketball season
- All-state academic team in football and basketball
- Son of Nichelle and Scott Kaul
- Has two siblings, one older, Jared, and one younger, A.J.
- Father played baseball at the University of Northern Iowa
- Uncle, Ryan Bowen, played basketball at Iowa and spent 10 years in the NBA (Denver, Houston, New Orleans)



**#77 • Thunder Keck**

Outside Linebacker  
6-3 • 234 • Junior  
Northfield, N.H. • Hotchkiss (Conn.)

**As a Sophomore (2018)**

- Played in 11 games
- Pac-12 All-Academic honorable mention
- Made collegiate debut in season opener vs. San Diego State (Aug. 31)

**As a Freshman (2017)**

- Did not see action

**The Keck File**

- Prepped at Hotchkiss (Conn.)
  - Varsity letters in football and track
- Six sacks, two passes defensed, two forced fumbles, one fumble recovery in only six games as a prep
- Track team captain
- 4x100m anchor at 2016 Penn Relays
- Four-time Vermont all-star
- Born in Mission Viejo, Calif.
- Full name is Thunder Justice Keck
- Son of Eric and Beth Wacome Keck
  - Father played football at Saddleback and Columbia
- Three siblings: Zion, Phoebe and Zachri
  - Sister, Zion, rowed at Michigan State
- Enjoys hunting, farming and building cars



**#44 • Caleb Kelly**

Outside Linebacker  
6-3 • 220 • Sophomore  
Fairburn, Ga. • Hapeville Charter

**As a Freshman (2018)**

- Did not see action

**The Kelly File**

- Prepped at Hapeville Charter (Ga.) under head coach Winston Gordon
- Nation's 342nd-best recruit by PrepStar
- Nation's 20th-best outside linebacker by PrepStar, 48th by ESPN, 49th by 247Sports
- Georgia's 39th-best recruit by PrepStar, 71st by 247Sports, 78th by ESPN
- 55 tackles, 15.5 sacks as a senior
- 82 tackles, 15 tackles for loss, 10.5 sacks as a junior
- 2017 all-state
- 2017 all-region
- 2016 all-region
- Led team to 2017 state title
- Led team to pair of regional titles
- Full name is Caleb Leron Kelly
- Born in Palm Springs, Calif.
- Son of Clinton Kelly and Pamela Howard
- Two siblings -- Chris and Clinton
- National Honor Society
- One of three immediate family members with black belt



**#17 • Kyu Blu Kelly**  
 Cornerback  
 6-1 • 176 • Freshman  
 Las Vegas, Nev. • Bishop Gorman

**The Kelly File**

- Prepped at Bishop Gorman (Nev.) under head coach Kenny Sanchez
- Varsity letters in football and track
- Nation's 48th-best cornerback by PrepStar, 56th by ESPN and 58th by 247Sports
- Nevada's third-best recruit by PrepStar, third by 247Sports, fourth by Rivals, fifth by ESPN
- 2018 first-team all-state defense
- 2018 first-team all-league cornerback and defensive MVP
- 2017 second-team all-state defense
- 2017 first-team all-league cornerback
- 23 tackles (18 solo), one interception, three pass breakups, two blocked kicks, 174 receiving yards and one touchdown as a senior
- 18 tackles (11 solo), four interceptions and four pass breakups as a junior
- Two-time state champions (2017, 2018)
- 2017 all-state track and field
- 2017 track and field team MVP
- Left leg is longer than his right leg
- Has no middle name
- Son of Lisa and Brian Kelly
- Father played at USC and 11 years professionally for the Tampa Bay Buccaneers (1998-2007) and Detroit Lions (2008)
- Has two siblings -- Brilan and Kiaran



**#93 • Trey LaBounty**  
 Defensive End  
 6-7 • 245 • Sophomore  
 Lynden, Wash. • Lynden

**As a Freshman (2018)**

- Played in one game -- eligible to retain year of eligibility via NCAA redshirt rules
- Made collegiate debut in Sun Bowl against Pitt (Dec. 31)

**The LaBounty File**

- Prepped at Lynden (Wash.) under head coach Blake VanDalen
  - Varsity letters in football and basketball
- 2017 first-team all-state and all-league
- 2016 second-team all-league
- Set school career record for forced fumbles (11)
- Set single-season school record for forced fumbles (7)
- 48 tackles, 7.0 tackles for loss, six sacks, seven forced fumbles, five fumble recoveries and two interceptions as a junior
- 61 tackles, 3.0 tackles for loss, three sacks, four forced fumbles, one fumble recovery and one blocked kick as a senior
- Helped team to 2016 league title and state runner-up in 2014
- Valedictorian
- 2016-17 Lynden High School Science Student of the Year
- Enjoys snowboarding, wake surfing and graphic design
- Son of Kelly Freeman and CD LaBounty
  - Father played for USA Rugby
- Has two siblings, Drea and Maleia



**#44 • TaeVeon Le**  
 Tight End  
 6-4 • 241 • Sophomore  
 Newport Beach, Calif. • Corona del Mar

**As a Freshman (2018)**

- Did not see action

**The Le File**

- Prepped at Corona del Mar (Calif.) under head coach Dan O'Shea
  - Varsity letters in football, basketball and volleyball
- Nation's 28th-best H-tight end by ESPN
- Nation's 56th-best tight end by 247Sports
- 43 career touchdowns (second-best in county history)
- 2,751 career receiving yards
- School-record 234 single-game receiving yards
- 52 receptions for 1,084 yards and 14 touchdowns as a senior
- 78 receptions for 1,294 yards and 22 touchdowns as a junior
- 15 receptions for 373 yards and seven touchdowns as a sophomore
- 2017 Cal-Hi Sports all-state second team (offense)
- Two-time Daily Pilot Offensive Player of the Year
- Three-time All-CIF Southern Section first team
- Three-time all-county first team
- Three-time all-conference first team
- 2016 all-conference second team in basketball
- Led basketball team to three league titles
- Born in Oakland, Calif.
- Son of An Le
- One sister, Tiana
  - Sister is an actress and has appeared in HBO's Insecure, Amazon Prime's Just Add Magic and ABC's General Hospital
- Owns four rescue dogs and a rescue rabbit
- 4.2 grade-point average



**#72 • Walker Little**  
 Offensive Tackle  
 6-7 • 309 • Junior  
 Houston, Texas • Episcopal

**Career Accolades**

- 2018 Pac-12 All-Academic honorable mention
- 2018 All-Pac-12 first team
- 2017 All-Pac-12 honorable mention
- 2017 Pac-12 Freshman Offensive Co-Player of the Year
- 2017 ESPN Freshman All-America
- Stanford's first true freshman to start at left tackle since 2000 (Kirk Chambers)

**As a Junior (2019)**

- Outland Trophy watch list
- Sporting News Preseason All-America first team
- Preseason All-Pac-12 first team
- Athlon Preseason All-America first team
- Athlon Preseason All-Pac-12 first team
- Phil Steele Preseason All-Pac-12 first team
- Phil Steele Preseason first team All-American

**As a Sophomore (2018)**

- Played in 12 games and started all 12 at left tackle
- All-Pac-12 first team
- Pac-12 All-Academic honorable mention
- Protected blindside of K.J. Costello, who finished with second-most passing yards in a season in school history





**As a Freshman (2017)**

- Pac-12 Freshman Offensive Co-Player of the Year
- All-Pac-12 honorable mention
- ESPN Freshman All-America
- Nine games played
- First career start (left tackle) at San Diego State
  - Stanford's first true freshman to start at left tackle since 2000 (Kirk Chambers)
- Led Stanford to 405 rushing yards vs. UCLA (fourth-most in school history) in second career start
- Helped Bryce Love set single-game school record with 301 rushing yards (vs. Arizona State) in third career start

**The Little File**

- Prepped at Episcopal (Texas) under head coach Steve Leisz
  - Varsity letters in football, basketball and track
- Consensus five-star recruit
- Nation's top-ranked recruit by 247Sports, fourth by Scout, seventh by Rivals
- Texas' top-ranked recruit by Scout and 247Sports, second by Rivals, sixth by PrepStar, 10th by ESPN
- Nation's top-ranked offensive tackle by 247Sports, second by Scout and Rivals, eighth by ESPN, 10th by PrepStar
- Four-year starter
- 2017 Parade All-America first team
- 2017 U.S. Army All-America
- 2017 U.S. Army All-American Bowl team captain
- 2016 MaxPreps All-America first team
- 2016 USA Today All-USA second team
- 2016 Nike Opening Final Five
- 2016 Nike Regional Camp MVP
- 2016 Rivals Camp MVP
- Three-time All-Southwest Preparatory Conference
- 2016 team MVP
- 2016 team captain
- Led team to 2014 state title
- Born in Houston, Texas
- Full name is Walker Douglas Little
- Son of Doug and Sara Little
  - Father played baseball at Texas Tech
- Two siblings: Dalton and Ellie
- Grandfather, Gene Little, played football at Rice and professionally for the New York Giants
- Uncle, Jack Little, played football at Texas A&M and professionally for the Baltimore Colts
- Enjoys playing golf, fishing and hunting
- Sixth-generation Texan
- Jamaican roots



**#5 • Donjae Logan**

Cornerback

5-11 • 187 • Sophomore  
Mesa, Ariz. • Desert Ridge

**As a Freshman (2018)**

- Did not see action

**The Logan File**

- Prepped at Desert Ridge (Ariz.) under head coach Jeremy Hathcock
  - Varsity letters in track and football
- Nation's 80th-best cornerback by 247Sports, 114th by ESPN
- Arizona's eighth-best recruit by PrepStar, ninth by Rivals, 15th by 247Sports, 17th by ESPN
- 39 tackles (29 solo tackles) and five interceptions as a senior
- 37 tackles (33 solo tackles) and two interceptions as a junior
- 72 rushes for 625 yards and six touchdowns, 14 catches for 307 yards as a junior
- 53 tackles (35 solo), 38 carries for 431 yards and two touchdowns as a sophomore
- 2017 Ed Doherty Award (top Arizona high school player) nominee
- 2017 Sun Chapter of the National Football Foundation Mike Haynes Defensive Back Award
- 2017 team MVP
- 2016-17 Desert Ridge Athlete of the Year
- 2017 all-state first team

- Two-time all-region first team
- Led team to 2017 conference title
- School's record holder in long jump (23-4), triple jump (45-9) and 4x100-meter relay (42.37)
- Born in Torrance, Calif.
- Full name is Donjae Dewayne Logan
- Son of Donnique and Darrell Logan
- Three siblings -- DeMauree, Darrielle and Davaughn
- Uncle, Richard Holt, played football at Arizona
  - Stanford assistant Duane Akina was the defensive backs coach for Holt at Arizona



**#86 • Kale Lucas**

Wide Receiver

6-0 • 190 • Freshman  
Farmington, N.M. • Farmington

**The Lucas File**

- Prepped at Farmington (N.M.) under head coach Jeff Dalton
- Varsity letters in football, track, basketball, soccer and rugby
- 2018 team captain
- 2018 all-state first team
- 2017 all-state second team
- 2018 District Defensive MVP
- 2018 All-Star
- 2018 Receiver of the Year (Team Award)
- 2018 Defensive Back of the Year (Team Award)
- Two-time all-district first team (2017, 2018)
- 2017 district champions and state semifinalists
- 740 total yards, 40 receptions, 489 receiving yards, 251 rushing yards and 10 touchdowns as a senior
- Led team with 66 tackles and seven interceptions as a senior
- 518 receiving yards, three touchdowns and 60 tackles as a junior
- 20 tackles and an interception as a sophomore
- Four-time all-academic team (football)
- Five-time all-academic team (track and basketball)
- 2018 all-academic team (soccer)
- 2017 all-academic team (rugby)
- Sixth-place at 2018 State Championships in the 110 Hurdles
- 2017 rugby team captain
- 2017 rugby state semifinalists
- Son of Katauna and Jason Lucas
- Has two older brothers, Jacob and Joshua
- Father played football at BYU
- Grandfather, Fred Lucas, played football at SMU
- Grandfather, Blaine Roberts played football at Utah State
- Has traveled to five of the seven continents



**#70 • Wakely Lush**

Offensive Tackle

6-5 • 240 • Freshman  
San Clemente, Calif. • San Clemente

**The Lush File**

- Prepped at San Clemente (Calif.) under head coach Jaime Ortiz
- Varsity letters in football and lacrosse
- Nation's 139th-best tight end by 247Sports
- 2018 second-team all-county
- 2018 first-team all-league offense
- 2018 league champions
- 2016 league and state champions
- Two-time league champions in lacrosse
- Three-time scholar athlete
- 2018 National Football Foundation Scholar Athlete



- Son of Dana and Mark Lush
- Father emigrated from England to the United States on the Queen Mary
- Has an older sibling, Sander
- Great grandfather, Robert Whitmore, played football at University of Nebraska
- Hobbies include piano, guitar, snowboarding, lego building, astrophysics and video production
- Wanted to be an astronaut, but now exceeds the NASA height restriction



**#56 • Jake Lynch**  
 Inside Linebacker  
 6-2 • 232 • Sophomore  
 Del Mar, Calif. • Cathedral Catholic

**As a Freshman (2018)**

- Did not see action

**The Lynch File**

- Prepped at Cathedral Catholic (Calif.) under head coach Sean Doyle
  - Varsity letters in football and baseball
- 61 tackles, 5.5 sacks in seven games as a senior
- Led team to 2016 state title
- CIF All-Academic
- Full name is John Terrence Lynch
- Son of Linda and John Lynch
  - Mother played tennis at USC
  - Father played football and baseball at Stanford
  - Father played 16 seasons in the NFL, nine-time Pro Bowler
  - Father is San Francisco 49ers general manager
- Three siblings -- Lindsay, Lilly and Leah
- Junior class president



**#28 • Dorian Maddox**  
 Running Back  
 5-10 • 193 • Senior  
 Bowie, Md. • Gilman

**As a Junior (2018)**

- Played in all 13 games
- 23 carries for 103 yards (4.5 yds/carry) and one touchdown
- One catch for 12 yards
- Three kick returns for 62 yards
- 177 all-purpose yards
- Eight carries for 24 yards in win over UC Davis (Sept. 15)
- Nine carries for 40 yards and one touchdown, and one catch for 12 yards in win over Oregon State (Nov. 10)
- One carry for seven yards, and 22-yard kick return in win at Cal (Dec. 1)
- Four carries for 23 yards (5.3 yds/carry) in Sun Bowl win over Pitt (Dec. 31)

**As a Sophomore (2017)**

- 14 games played
- 12 rushes for 37 yards
- Five kickoff returns for 127 yards
- Eight carries for 29 yards in collegiate debut vs. Rice
- 23-yard kick return at USC
- 27-yard kick return at San Diego State
- Four carries for eight yards vs. Oregon
- 46-yard kick return at Washington State

**As a Freshman (2016)**

- Did not see action

**The Maddox File**

- Played at Gilman (Md.) under head coach Francis Poggi

- Varsity letters in football (4), indoor track (4) and outdoor track (4)
- Maryland's 24th-best recruit by PrepStar
- 2016 all-state first team
- 2016 all-conference
- Led team to pair of state titles
- Led team to pair of league titles
- Full name is Dorian Wayne Maddox
- Born in Washington, D.C.
- Son of Wayne and Valeria Maddox
  - Father played football at Gettysburg
- One sibling, Julian
- Godfather, O.J. Anderson, played professionally for the St. Louis Cardinals and New York Giants
- National Society of High School Scholars
- National Society of Black Engineers
- Enjoys reading
- First-degree black belt in Kung Fu
- Majoring in psychology

RUSHING	G	ATT	YARDS	TD	LONG	AVG/C	AVG/G
2017	14	12	37	0	9	3.1	2.6
2018	13	23	103	1	16	4.5	7.9
TOTAL	27	35	140	1	16	4.0	5.2

RECEIVING	G	REC	YARDS	TD	LONG	REC/G	AVG/C	AVG/G
2017	14	0	0	0	0	0.0	0.0	0.0
2018	13	1	12	0	12	0.1	12.0	0.9
TOTAL	27	1	12	0	12	0.0	12.0	0.4

KICK RETURNS	G	NO.	YARDS	TD	LONG	AVG/R	AVG/G
2017	14	5	127	0	46	25.4	9.1
2018	13	3	62	0	22	20.7	4.8
TOTAL	27	8	189	0	46	23.6	7.0



**#14 • Jacob Mangum-Farrar**  
 Inside Linebacker  
 6-4 • 240 • Sophomore  
 Sugar Land, Texas • Kempner

**As a Freshman (2018)**

- Played in each of the last four games -- eligible to retain year of eligibility via NCAA redshirt rules
- Made collegiate debut in win over Oregon St. (Nov. 10)
- Also saw action in wins at UCLA (Nov. 24), at Cal (Dec. 1) and at Sun Bowl against Pitt (Dec. 31)
- Stanford went 4-0 in games in which he played

**The Mangum-Farrar File**

- Prepped at Kempner (Texas) under head coach Darrin Andrus
  - Varsity letters in football and track
- Nation's 316th-best recruit by 247Sports
- Nation's 23rd-best outside linebacker by 247Sports, 64th by ESPN
- Texas' 46th-best recruit by 247Sports, 65th by PrepStar
- 85 tackles (nine for loss), two sacks, four forced fumbles, one fumble recovery for 99 yards as a senior
- 110.5 tackles (10 for loss), two sacks, two forced fumbles and three pass breakups as a junior
- Two-time all-district first team
- Two-time academic all-district
- 2017 Nike Regional Linebacker MVP
- District and area champion in 300m hurdles
- Full name is Jacob Avery Mangum-Farrar
- Born in Houston, Texas
- Son of Reginald Farrar and Stacy Mangum
- Two siblings -- Jioia and Charles
- Enjoys viewing art
- Started playing football in high school



## #31 • Zahran Manley

Cornerback  
6-2 • 175 • Freshman  
Claremont, Calif. • Upland

### The Manley File

- Prepped at Upland (Calif.) under head coach Tim Salter
- Two varsity letters in football
- Nation's 79th-best cornerback by 247Sports, 100th by ESPN
- California's 94th-best recruit by Rivals, 98th by 247Sports, 107th by ESPN
- 2018 first-team all-area
- 2018 Inland Empire preseason all-area
- 2018 division champions
- 37 tackles, 13 pass breakups, three interceptions and one fumble recovery as a senior
- 27 tackles, eight pass breakups, two interceptions and one forced fumble as a junior
- Son of Shanee Porter-Manley and Akil Manley
- Has a younger sibling, Amsale
- Uncle, Idrissa Manley, ran track at UC Riverside
- Hobbies include architecture and design
- Played soccer for 10 years before taking up football in high school
- Attended three high schools, including Claremont as a freshman and Damien as a sophomore and junior



## #85 • Kyle McCombs

Tight End  
6-5 • 236 • Junior  
Laguna Beach, Calif. • St. John Bosco

### As a Sophomore (2018)

- Played in one game
- Made collegiate debut vs. UC Davis

### As a Freshman (2017)

- Did not see action

### The McCombs File

- Prepped at St. John Bosco (Calif.) under head coach Jason Negro
- California's 210th-best recruit by Scout
- Led team to 2016 state title
- Led team to 2015 league title
- Born in Laguna Beach, Calif.
- Full name is Kyle Burton McCombs
- Son of Doug and Beth McCombs
- Three siblings: Jeff, Connor and Katie
  - Brother, Jeff Trojan, played football at Stanford
- Grandfather ('66) and aunt ('84) graduated from Stanford
- Grandfather was four-star Air Force general
- Travels each summer to Molokai for mission trip
- Enjoys surfing, skateboarding, snowboarding and volunteering



## #30 • Cameron McFarlane

Running Back  
6-0 • 210 • Sophomore  
Pasadena, Calif. • Polytechnic

### As a Freshman (2018)

- Played in one game -- eligible to retain year of eligibility via NCAA redshirt rules
- Made collegiate debut, rushed once for 11 yards in win over Oregon State (Nov. 10)

### The McFarlane File

- Prepped at Polytechnic (Calif.) under head coach Chris Schmoke
  - Varsity letters in football, baseball, soccer and track
- 592 rushing yards and 10 touchdowns as a senior
- 61 tackles, five sacks, three defensive touchdowns as a senior
- 664 rushing yards and nine touchdowns as a junior
- 66 tackles and six sacks as a junior
- School's all-time leading football offensive and defensive scorer
- 2017 Prep League MVP
- 2016 Prep League Offensive MVP
- 2016 All-Prep League
- 2016 San Gabriel Valley All-Area second team
- Led team to league titles in football and baseball
- Anchor leg for pair of Prep League 4x100 meter relay champions
- Full name is Cameron Delano McFarlane
- Son of Kevin and Stacey McFarlane
  - Father graduated from Stanford's business school
- Two siblings -- Cayla and Catherine
  - Sister, Cayla, played with Trinidad and Tobago's U-17 women's soccer team
- Commended National Merit Scholar
- Founder and president of high school's Game of Thrones Club
- Produces and composes music
- Volunteers for Special Olympics



## #32 • Jonathan McGill

Safety  
5-10 • 179 • Freshman  
Coppell, Texas • Coppell

### The McGill File

- Prepped at Coppell (Texas) under head coach Mike Dewitt
- Varsity letters in football and track
- Nation's 39th-best safety by PrepStar, 41st by 247Sports
- Nation's 43rd-best cornerback by Rivals
- Nation's 73rd-best athlete by ESPN
- Texas' 60th-best recruit by 247Sports, 60th by Rivals, 62nd by PrepStar and 123rd by ESPN
- First four-year starter in school history
- 2018 District 6-6A MVP
- 2017 all-state defensive back
- 2017 District 9-6A Defensive MVP
- 2017 district champions
- 2016 District 9-6A Defensive Newcomer of the Year
- 2015 MaxPreps All-American
- 273 tackles (12 for loss), 10 interceptions, 25 pass deflections, five fumble recoveries, two forced fumbles as a prep
- 2,251 All Purpose Yards, 20 touchdowns as a prep
- Son of Tonya and Norris McGill
- Has two older siblings -- Aierelle and Jarel
- Attended same high school as former Cardinal Solomon Thomas



## #69 • Richard McNitzky

Long Snapper  
6-1 • 218 • Senior  
San Antonio, Texas • MacArthur

### Career Accolades

- Two-time Pac-12 All-Academic first team (2017, 2018)
- 2017 CoSIDA Academic All-District

### As a Senior (2019)

- Phil Steele Preseason All-Pac-12 fourth team





**As a Junior (2018)**

- Played in all 13 games
- Pac-12 All-Academic first team
- Finished with three tackles (two solo)
- One tackle in win over USC (Sept. 8)
- Solo tackle in win at Cal (Dec. 1)
- Solo tackle in Sun Bowl win over Pitt (Dec. 31)

**As a Sophomore (2017)**

- Pac-12 All-Academic first team
- CoSIDA Academic All-District
- Played in all 14 games
- Solo tackle vs. UCLA

**As a Freshman (2016)**

- Played in all 13 games
- Starting long snapper

**The McNitzky File**

- Played at MacArthur (Texas) under head coach Ben Cook
  - Varsity letters in football (3)
- Nation's second-best long snapper by 247Sports, fourth by ESPN
- 2015 Team Kohls All-America second team
- 2014 Team Kohls All-America first team
- 2015 Texas Super Snapper
- 2013 Texas Super Snapper
- 2012 Texas Super Snapper
- San Antonio All-Star Game participant
- 2015 academic all-state first team
- 2015 team captain
- Started all 32 games of varsity career
- National Honor Society
- Spanish Honor Society
- Full name is Richard Joseph McNitzky
- Born in Corpus Christi, Texas
- Son of Rich and Monica McNitzky
- One sister, Catherine
- Grandfather, Ed Messbarger, played football at Northwest Missouri State
- Grandfather, Adam McNitzky, played football at North Texas State
- Uncle, Jerry Hamrick, played football at Houston
- Uncle, Larry Harvey, played football at Texas A&I
- Uncle, David McNitzky, played tennis at Southwestern
- Uncle, Michael McNitzky, played tennis at Rice
- Cousin, Heath Hamrick, played football at Trinity
- Cousin, Hunter Hamrick, played football at Mary Hardin Baylor
- Cousin, Eddie Messbarger, played basketball at Angelo State
- Cousin, Nolan Harvey, played basketball at UT Dallas
- Majoring in political science



**#45 • Ricky Miezan**  
 Inside Linebacker  
 6-2 • 241 • Sophomore  
 Alexandria, Va. • Episcopal

**As a Freshman (2018)**

- Played in each of the last four games -- eligible to retain year of eligibility via NCAA redshirt rules
- Made collegiate debut against Oregon St. (Nov. 10)
- Participated mostly on special teams in wins at UCLA (Nov. 24), at Cal (Dec. 1) and at Sun Bowl against Pitt (Dec. 31)
- Stanford went 4-0 in games in which he played

**The Miezan File**

- Prepped at Episcopal (Va.) under head coach Panos Voulgaris
  - Varsity letters in soccer, football, lacrosse and track
- First played football as a junior in high school
- 55 tackles and seven sacks as a senior

- 2017 all-state first team
- 2017 All-IAC first team
- 2017 all-MET honorable mention
- 2016 All-IAC second team
- School-record 65-yard punt
- Nation's third-rated lacrosse player as a senior
- Nation's top-rated lacrosse player as a junior
- 2017 Under Armour All-America
- 2017 all-state first team in lacrosse
- Three-time All-IAC first team in lacrosse
- 2017 all-MET second team in lacrosse
- 2016 team MVP in lacrosse
- Two-time lacrosse team captain
- Led track to team third-place finish at 2016 state meet in 400m relay
- Led football team to 2016 IAC title
- Led soccer team to 2015 IAC title
- Born in Washington, D.C.
- Full name is Frederic Robert Miezan
- Son of William and Julie Miezan
  - Father competed in the 1996 Olympic Games
    - Sprinter on 4x100m relay team for Cote D'Ivoire
- One sibling, Willy
  - Brother plays soccer at Longwood
- Father and brother were born and raised in Ivory Coast
- Grandfather coached Ivory Coast Olympic kayaking team
- Enjoys fishing



**#63 • Barrett Miller**  
 Offensive Tackle  
 6-5 • 292 • Freshman  
 Aurora, Colo. • Eaglecrest

**The Miller File**

- Prepped at Eaglecrest (Colo.) under head coach Garrett Looney
- Varsity letters in football and track and field
- Four-star recruit by 247Sports
- Nation's 37th-best tackle by 247Sports, 38th by PrepStar, 56th by ESPN and 69th by Rivals
- Colorado's top-ranked recruit by 247Sports
- Colorado's third-best recruit by ESPN, third by PrepStar, fourth by Rivals
- 2018 Gold Helmet award winner for Colorado's outstanding senior football player, scholar & citizen
- 2018 first-team all-state
- 2017 first-team all-state
- 2017 Denver Post all-Colorado
- 2017 MaxPreps lineman of the year
- 2016 first-team all-state
- 2016 MaxPreps Class of 2019 lineman of the year
- 2015 second-team all-state
- 2015 Aurora Scholar of the Year
- Three-time all-league
- Two-time league champions (2016, 2017)
- 2017 state runner-up
- Son of Stacy and Matthew Miller
- Mother played basketball at Emporia State
- Father played football at Emporia State
- Grandfather, Paul Humphrey, played football at University of Arizona
- Has a younger brother, Braden



**#15 • Davis Mills**  
Quarterback  
6-4 • 214 • Junior  
Duluth, Ga. • Greater Atlanta Christian

#### As a Sophomore (2018)

- Played in one game
- Made collegiate debut in win over UC Davis (Sept. 15)
  - Threw two passes (0-for-2) and rushed for five yards against the Aggies

#### As a Freshman (2017)

- Did not see action

#### The Mills File

- Prepped at Greater Atlanta Christian (Ga.) under head coach Tim Hardy
  - Varsity letters in football and basketball
- Five-star recruit by Scout, Rivals, 247Sports and PrepStar
- Four-star recruit by ESPN
- Nation's sixth-best recruit by Scout, 10th by Rivals, 12th by PrepStar, 19th by 247Sports
- Nation's top-ranked quarterback by Scout and Rivals
- Nation's top-ranked pro-style quarterback by 247Sports
- Nation's top-ranked pocket-passing quarterback by PrepStar, second by ESPN
- Georgia's top-ranked recruit by Scout, Rivals and PrepStar, second by 247Sports, sixth by ESPN
- 2017 U.S. Army All-America
- Three-time all-state
- Two-time Touchdown Club of Gwinnett Quarterback of the Year
- Top-rated quarterback at Elite 11 Finals
- 6,290 career passing yards and 66 touchdowns as a prep
- 898 career rushing yards and 23 touchdowns as a prep
- 188 of 271 passing for 2,732 yards, 34 touchdowns and one interception as a senior
- 169 of 282 passing for 2,821 yards, 25 touchdowns and one interception as a junior
- School's career leader in touchdown passes and passing yards
- School's single-season leader in touchdown passes and passing yards
- Led team to three regional titles
- Led team to two state runner-ups
- Born in Atlanta, Ga.
- Son of Steve and Dawn Mills
- Two sisters: Erin and Ali
  - Erin played tennis at Tusculum
  - Ali played tennis at South Carolina
- Enjoys playing golf



**#60 • Drake Nugent**  
Center/Offensive Guard  
6-2 • 284 • Freshman  
Lone Tree, Colo. • Highlands Ranch

#### The Nugent File

- Prepped at Highlands Ranch (Colo.) under head coach John Trahan
- Varsity letters in football and track
- Nation's sixth-best center by PrepStar, seventh by Rivals, 12th by ESPN, 17th by 247Sports
- Colorado's fourth-best recruit by PrepStar, fifth by Rivals, 10th by ESPN, 15th by 247Sports
- Four-year starter
- Two-time team captain
- Missed most of senior year due to injury
- 2018 BSN Denver All-Colorado
- 2017 Denver Post all-Colorado defensive line
- 2017 CHSAA first-team all-state
- 2017 South Metro Athlete of the Year
- 2016 first-team all-league
- 71 tackles (46 solo), three sacks and five hurries, and 117 pancakes on offense as a junior
- Two-time state champion in the shot put (2016, 2017)

- 2018 state runner-up in the discus
- Son of Amy and Terry Nugent
- Father played football at Colorado State
- Uncle, Brian Nugent, played football at Washington State
- Has two older siblings -- Shane and Abbey



**#19 • Joshua Pakola**  
Defensive End  
6-3 • 257 • Freshman  
Newark, Calif. • St. Francis

#### The Pakola File

- Prepped at Saint Francis (Calif.) under head coach Greg Calcagno
- Varsity letters in football and baseball
- Four-star recruit by Rivals, ESPN, PrepStar and 247Sports
- Nation's 131st-best recruit by Rivals, 143rd by PrepStar, 251st by ESPN, 325th by 247Sports
- Nation's 12th-best outside linebacker by PrepStar
- Nation's 10th-best strong side defensive end by Rivals, 23rd by 247Sports
- Nation's 27th-best defensive end by ESPN
- California's 20th-best recruit by Rivals, 23rd by PrepStar, 27th by ESPN, 41st by 247Sports
- PrepStar Dream Team
- 2019 Polynesian Bowl
- 2018 The Opening Finals
- 2018 All-Bay Area Defensive Player of the Year
- 2018 WCAL Most Valuable Outside Linebacker
- 2018 second-team all-USA California
- 2018 all-league first team
- 2018 league champions
- 12 sacks, one interception, three forced fumbles, and one fumble recovery as a senior
- 2017 second-team all-Bay Area
- 2017 state champions
- Son of Epenesa and Lee Pakola
- Father played football at Fresno State
- Has three sisters -- Lita, Lagi and MJ



**#84 • Colby Parkinson**  
Tight End  
6-7 • 251 • Junior  
Simi Valley, Calif. • Oaks Christian

#### As a Junior (2019)

- John Mackey Award watch list
- Preseason All-Pac-12 first team
- Athlon Preseason All-America fourth team
- Athlon Preseason All-Pac-12 second team
- Phil Steele Preseason All-Pac-12 first team
- Phil Steele Preseason second team All-American

#### As a Sophomore (2018)

- All-Pac-12 honorable mention
- Pac-12 All-Academic honorable mention
- Tied single-game school record with four touchdown catches (a program record for tight ends) vs. Oregon State (Nov. 10)
- Played in 13 games and started nine
- Finished with 29 catches for 485 receiving yards and seven touchdowns
  - Seven touchdown receptions were third-most in the nation among tight ends and second overall on the team
- Three catches for 37 yards, including a 19-yard touchdown vs. San Diego State (Aug. 31)
- Two catches for 16 yards, including a nine-yard touchdown vs. USC (Sept. 8)
- Three catches for 50 yards, including game-winning 23-yard touchdown in overtime at No. 20 Oregon (Sept. 22)
- Five catches for 79 yards at Washington (Nov. 3)



- Six catches for 166 yards and four touchdowns in win over Oregon State (Nov. 10)
- Second-most receiving yards in a game by a Stanford tight end

**As a Freshman (2017)**

- 14 games played
- 10 catches for 97 yards and four touchdowns
- Three catches for 40 yards and two touchdowns in collegiate debut vs. Rice
  - Stanford's first true freshman with multiple touchdown receptions in a season opener
- One catch for 14 yards at Utah
- Three catches for 10 yards and two touchdowns vs. Oregon
- One catch for 12 yards at Washington State
- One catch for 10 yards vs. Washington
- One catch for 11 yards vs. Notre Dame

**The Parkinson File**

- Prepped at Oaks Christian (Calif.) under head coach Jim Benkert
  - Varsity letters in football and basketball
- Five-star recruit by 247Sports and PrepStar
- Four-star recruit by Scout, Rivals and ESPN
- Nation's 21st-best recruit by PrepStar, 28th by 247Sports
- Nation's top-ranked tight end by Scout and 247Sports, second by Rivals
- Nation's top-ranked Y-tight end by PrepStar, second by ESPN
- California's third-best recruit by 247Sports, fifth by PrepStar, seventh by Scout and ESPN, 11th by Rivals
- 1,280 career receiving yards on 80 receptions for eight touchdowns as a prep
- 2017 U.S. Army All-America
- 2016 USA Today All-USA first team
- Two-time all-league
- Two-time all-county
- Led team to pair of league titles
- Born in San Ramon, Calif.
- Full name is Colby John Parkinson
- Son of Mike and Kim Parkinson
- Two siblings: Garrett and Jenna
- Enjoys playing guitar and ukulele
- Aspired to attend Stanford since elementary school

RECEIVING	G	REC	YARDS	TD	LONG	REC/G	AVG/C	AVG/G
2017	14	10	97	4	24	0.7	9.7	6.9
2018	13	29	485	7	75	2.2	16.7	37.3
TOTAL	27	39	582	11	75	1.4	14.9	21.6

SCORING	G	TD	RUSH	RCV	RET	PAT	2PAT	FG	TOTAL	AVG/G
2017	14	4	0	4	0	0	0	0	24	1.7
2018	13	7	0	7	0	0	0	0	42	3.2
TOTAL	27	11	0	11	0	0	0	0	66	2.4



**#4 • J.J. Parson**

Free Safety  
5-10 • 176 • Senior  
Chandler, Ariz. • Hamilton

**As a Junior (2018)**

- Played in six games, including each of the last four
- Finished with four tackles (two solo)
- Three tackles (one solo) in win over Oregon State (Nov. 10)
- Solo tackle in Sun Bowl win over Pitt (Dec. 31)

**As a Sophomore (2017)**

- Two games played

**As a Freshman (2016)**

- Did not see action

**The Parson File**

- Played at Chandler (Ariz.) under head coach Steve Belles

- Varsity letters in football
- 2015 all-state all-academic defensive back
- 2015 all-section first team
- 2015 all-division first team
- 2014 Arizona all-academic first team
- Two-time all-district
- 125 career tackles and seven interceptions
- Fourth-most career interceptions in school history
- Led team to state title game in 2013 and 2014
- Full name is Jaelon Joshua James Parson
- Born in Mesa, Ariz.
- Son of Rachel and Thomas Parson
  - Father played football at Washington
- Three siblings: Taelon, Laeren, Raenon
  - Brother, Taelon, played football at Washington
- Cousin, Lloyd Mumphord, played for the Miami Dolphins
- Cousin, Michael Bates, played for the Carolina Panthers and Seattle Seahawks
- Cousin, Mario Bates, played for the Arizona Cardinals
- National Honor Society
- AP Scholar With Honor
- Majoring in aeronautics and astronautics

TACKLES	G	UA	A	TOTAL	TFL	PD	FF	FR	BLK	QBH
2017	2	0	0	0	0.0	0	0	0	0	0
2018	6	2	2	4	0.0	0	0	0	0	0
TOTAL	8	2	2	4	0.0	0	0	0	0	0



**#76 • Grant Pease**

Offensive Tackle  
6-4 • 272 • Sophomore  
Charlotte, N.C. • Ardrey Kell

**As a Freshman (2018)**

- Played in two games -- eligible to retain year of eligibility via NCAA redshirt rules
- Made collegiate debut in win over UC Davis (Sept. 15)
- Also saw time in win over Oregon State (Nov. 10)

**The Pease File**

- Prepped at Ardrey Kell (N.C.) under head coach Kyle Brey
  - Varsity letters in football and basketball
- Two-time all-conference
- Allowed one sack as a junior
- Did not allow a sack as a senior
- DECA state finalist and international competitor
- Enjoys working on a vintage 1970 Volkswagen van in spare time
- Son of Paige and Allen Pease
  - Father is a marine, mother is a Harvard grad and runs her own law firm
- Has two siblings, Coert and Elsa



**#32 • Nathaniel Peat**

Running Back  
5-10 • 190 • Freshman  
Columbia, Mo. • Rock Bridge

**The Peat File**

- Prepped at Rock Bridge (Mo.) under head coach Van Vanatta
- Varsity letters in football and track
- Nation's fifth-best running back by 247Sports, ninth by Rivals, 22nd by PrepStar, 48th by ESPN
- Missouri's ninth-best recruit by PrepStar, 11th by 247Sports, 14th by Rivals, 18th by ESPN
- 2018 first-team all-state
- 2017 second-team all-state
- Two-time all-conference (2016, 2017)





- Three-time all-district (2016-18)
- Three-time all-state in track (2016-18)
- 2018 state champion in the 100 meters
- 2017 academic all-state
- All-time leading rusher in school history (4,448)
- 1,582 yards and 16 touchdowns on 229 rushes (6.9 yards per carry) as a junior
- Set school records with 2,529 rushing yards and 24 touchdowns on 267 rushes (9.5 yards per carry), plus one receiving touchdown as a senior
- School-record 379 rushing yards in a game
- Son of Nicole and Arnulfo Peat
- Both parents ran track at University of Wisconsin
- Has an older brother, Elisha, and younger sister, Valerie
- Hobbies include art and sketch drawing
- Built houses on mission trip to Harmon, Jamaica



## #99 • Bo Peek

Defensive Tackle  
6-3 • 298 • Senior  
Tampa, Fla. • Plant

### As a Junior (2018)

- Did not see action

### As a Sophomore (2017)

- Did not see action

### As a Freshman (2016)

- Did not see action

### The Peek File

- Played at Plant (Fla.) under head coach Robert Weiner
  - Varsity letters in football
- Nation's 38th-best defensive tackle by ESPN, 47th by Rivals, 55th by Scout
- Florida's 38th-best recruit by PrepStar
- 136 tackles (70 for loss), 12.5 sacks, five forced fumbles during prep career
- 41 tackles (26 for loss), three sacks, one forced fumble, one safety as a senior
- 44 tackles (24 for loss), 4.5 sacks, two safeties, three forced fumbles as a junior
- 24 tackles (13 for loss), two sacks as a sophomore
- 27 tackles (seven for loss), three sacks, one forced fumble, three fumble recoveries as a freshman
- 2015 Blue-Grey All-America
- 2015 Semper Fidelis All-America Game
- 2015 all-state second team
- 2015 all-county first team
- 2014 all-state first team
- 2014 all-county first team
- 2013 all-state
- 2013 all-county
- Led team to 2015 district title
- Full name is William Robert Peek
- Born in Tampa, Fla.
- Son of Billy and Stacy Peek
  - Father played football at Louisiana Tech
- Three siblings: George, Christina and Robbie
- Grandfather, Scott Peek Sr., played football at Florida
- Uncle, Scott Peek Jr., played football at Florida
- Cousin, Scott Peek III, played football at Florida
- Enjoys mixed martial arts, reading, fishing and acting
- Majoring in communication



## #49 • Kyle Petrucci

Long Snapper  
6-6 • 238 • Sophomore  
Newport Coast, Calif. • Corona del Mar

### As a Freshman (2018)

- Did not see action

### The Petrucci File

- Four-year letterwinner
- 2017 first-team all-league
- 2017 Daily Pilot Dream Team
- Only two bad snaps in four-year high school career
- Son of Jennifer and Dominic Petrucci
- Has a twin sister, Haley



## #42 • Caleb Phillips

Outside Linebacker  
6-5 • 225 • Junior  
Encinitas, Calif. • Santa Fe Christian

### As a Sophomore (2018)

- Played in three games
- Made collegiate debut vs. UC Davis (Sept. 15)
- Also saw action in win at Cal (Dec. 1) and in Sun Bowl win against Pitt (Dec. 31)

### As a Freshman (2017)

- Did not see action

### The Phillips File

- Prepped at Solana Beach (Calif.) under head coach Jon Wallace
  - Varsity letters in football and volleyball
- 110 tackles (63 solo), two interceptions, 514 yards receiving as a senior
- 136 tackles (76 solo), two interceptions, 732 receiving yards as a junior
- 75 tackles (51 solo), one interception, 291 receiving yards as a sophomore
- Three-time all-league first team
- Two-time team MVP
- 2016 San Diego Prep Insider All-San Diego first team
- 2015 Coastal League Defensive Player of the Year
- 2015 all-league first team
- 2016 National Football Foundation scholarship recipient
- Born in San Diego
- Full name is Caleb Stephen Phillips
- Son of Paul and Jennifer Phillips
- Three siblings: Abby, Kate and Sadie
- Uncle, Jeff Ellis, played baseball at UC Davis
- Cousin, Sarah McCandless, played volleyball at San Francisco State
- National Honor Society
- California Scholastic Federation
- Eagle Scholarship recipient
- Oldest of 21 cousins



## #17 • Dylan Plautz

Quarterback  
6-2 • 201 • Sophomore  
Omaha, Neb. • Westside

### As a Freshman (2018)

- Played in one game -- eligible to retain year of eligibility via NCAA redshirt rules
- Made collegiate debut in Sun Bowl against Pitt (Dec. 31)

### The Plautz File

- 2018 Nebraska Shrine Bowl
- 2017 Omaha Sports Committee Scholar Athlete of the Year
- 2017 First-Team All-Nebraska (Huskerland Preps)
- 2017 Second-Team Super-State (Lincoln Journal Star)
- 2016 Honorable Mention All-State
- Two-time academic all-state
- Served as team captain as a senior
- Finished career 366-for-612 with 5,112 passing yards, 46 Passing TD's and six rushing TD's
- Set eight school records:
  - Single-game (33), season (203) and career (366) completions
  - Single-game (446), season (2,822) and career (5,112) passing yards
  - Season (28) and career (46) passing touchdowns
- Quarterback for the winning team in the highest scoring game in Nebraska 11-man football history
  - 73-62 win over defending state champion Bellevue West, snapping 21-game winning streak
- Also lettered two years in basketball
- Son of Gerri and Darrin Plautz
  - Father played basketball at Creighton
- Has one younger sibling, J.J.

- 2014 all-district
- 2014 all-area
- 2014 team MVP (basketball)
- 2014 all-conference (basketball)
- 2014 all-district (basketball)
- 2014 conference champion in shot put
- 2013 all-state second team
- 2013 all-district
- 2013 all-area
- 2013 team MVP (basketball)
- 2013 all-district (basketball)
- 2013 conference champion in shot put
- 2012 all-conference
- 2012 all-district
- 2012 conference champion in shot put
- Led football team to three conference titles
- Led football team to 2015 district title
- Holds school's career rebounding record
- National Honor Society
- Key Club
- Perfect attendance in 2012, 2013 and 2014
- Full name is Dylan Curtis Powell
- Born in Hannibal, Mo.
- Son of Darin and Debbie Powell
  - Mother played basketball at Culver-Stockton
- One brother, Dalton
  - Dalton played football at Truman State
- Enjoys fishing, swimming and playing golf
- Hails from Mark Twain's boyhood hometown
- Majoring in communication



## #55 • Dylan Powell

Offensive Guard/Center  
6-3 • 294 • Senior  
New London, Mo. • Hannibal

### Career Accolades

- 2018 Pac-12 All-Academic second team

### As a Junior (2018)

- Pac-12 All-Academic second team
- Played in 11 games and started three
- Protected K.J. Costello who finished with second-most passing yards in a season in school history

### As a Sophomore (2017)

- Eight games played

### As a Freshman (2016)

- Did not see action

### The Powell File

- Played at Hannibal (Mo.) under head coach Mark St. Clair
  - Varsity letters in football (4), basketball (4) and track (4)
- Nation's 39th-best offensive guard by Rivals
- Missouri's 11th-best recruit by Rivals, 12th by ESPN, 14th by PrepStar, 17th by Scout
- 2015 USA Today All-Missouri first team
- 2015 Quincy Herald-Whig Player of the Year
- 2015 all-state
- 2015 all-conference first team
- 2015 all-district first team
- 2015 all-area first team
- 2014 all-state first team
- 2014 all-conference



## #41 • Diego Preciado

Wide Receiver  
5-11 • 175 • Freshman  
Escondido, Calif. • Classical Academy

### The Preciado File

- Prepped at Classical Academy (Calif.) under head coach Jon Goodman
- Varsity letters in football and soccer
- Nation's 334th-best cornerback by 247Sports
- 2018 all-league first team wide receiver
- 2017 all-league first team defensive back
- 2018 The Opening Regionals in Los Angeles and Dallas
- Two-time All-Academic team (2017, 2018)
- Alex Spanos All-Star Classic
- Helped lead team to 2017 league championship
- First freshman to start on varsity in school history
- Two-way starter as a sophomore as well as the kicker, punter and returner
- Led the team in receptions, receiving yards and interceptions (8) as a junior
- Scored a touchdown six different ways as senior (pass, rush, catch, interception, kick return and punt return), and kicked a 45-yard field goal
- Son of Tracey and Marcus Preciado
- Has three younger siblings, Macey, Kayla and Marco
- Last name means "valued" in Spanish
- Hobbies include graphic design, drawing and video production
- Created graphic design work for his local news station



## #25 • Andrew Pryts

Inside Linebacker

6-1 • 225 • Senior

Hermitage, Pa. • Hermitage

### Career Accolades

- 2018 Pac-12 All-Academic honorable mention

### As a Junior (2018)

- Pac-12 All-Academic honorable mention
- Played in each of the first 11 games, missed final two due to injury
- Finished with seven tackles (four solo)
- Three tackles (one solo) in win over UC Davis (Sept. 15)
- Solo tackle in overtime win at No. 20 Oregon (Sept. 22)
- One tackle in win at Arizona State (Oct. 18)
- Two solo tackles in win at UCLA (Nov. 24)

### As a Sophomore (2017)

- Three games played

### As a Freshman (2016)

- Did not see action

### The Pryts File

- Played at Hermitage (Pa.) for head coach Bill Brest
  - Varsity letters in football (4) and basketball (2)
- Four-star recruit by Scout and 247Sports
- Nation's eighth-best safety by Scout, 14th by 247Sports
- Pennsylvania's third-best recruit by Scout, seventh by 247Sports, 10th by PrepStar
- 35 receptions for 598 yards and 16 touchdowns, 94 tackles, four interceptions as a senior
- 47 receptions for 697 yards and 14 touchdowns, 85 tackles, three interceptions as a junior
- 39 receptions for 852 yards and 15 touchdowns, 82 tackles, four interceptions as a sophomore
- Mercer County's all-time career leader in receptions (121), receiving (2,147) and touchdowns (27)
- 2016 Semper Fidelis All-America Game
- 2015 all-state first team (defensive back)
- 2015 All-Pennsylvania Defensive Team
- 2014 All-Pennsylvania Defensive Team
- 2014 all-state first team (defensive back)
- 2013 all-state first team (wide receiver)
- Three-time all-region first team (defensive back and wide receiver)
- Two-time all-district
- Led team to four district titles
- Full name is Andrew John Pryts
- Born in Sharon, Pa.
- Son of Ed and Stacia Pryts
  - Father played football at Penn State and signed with the Houston Oilers
- Two siblings: Calvin and Jackson
- Enjoys fishing
- Majoring in public policy

TACKLES	G	UA	A	TOTAL	TFL	PD	FF	FR	BLK	QBH
2017	3	0	0	0	0.0	0	0	0	0	0
2018	11	4	3	7	0.0	0	0	0	0	0
TOTAL	14	4	3	7	0.0	0	0	0	0	0



## #90 • Gabe Reid

Outside Linebacker

6-2 • 239 • Junior

American Fork, Utah • Timpview

### As a Sophomore (2018)

- Pac-12 All-Academic honorable mention

- Played in 13 games and started four
- Led team and finished fourth in Pac-12 with 5.5 sacks
- Second on the team with 7.5 tackles for loss
- Finished with 35 tackles (19 solo)
- One tackle in collegiate debut vs. San Diego State (Aug. 31)
- Five tackles (four solo) and first career sack (1.0) at Notre Dame (Sept. 29)
- One tackle, 1.0 sack vs. Utah (Oct. 6)
- Four tackles (two solo) and 1.0 sack at Arizona State (Oct. 18)
- Four tackles (three solo) and 1.0 tackle for loss at Washington (Nov. 3)
- Five tackles (four solo) in win over Oregon State (Nov. 10)
- Two solo tackles and one sack at UCLA (Nov. 24)
- Five tackles (two solo), 1.5 sacks and 2.5 tackles for loss in win at Cal (Dec. 1)

### As a Freshman (2017)

- Did not see action

### The Reid File

- Played football at Timpview (Utah) under head coach Cary Whittingham
- Nation's 33rd-best defensive end by PrepStar, 51st by ESPN, 58th by Scout
- Nation's 43rd-best weak side defensive end by 247Sports
- Utah's fifth-best recruit by PrepStar, sixth by Scout, ninth by ESPN, 12th by 247Sports, 13th by Rivals
- 251 career tackles and 41 sacks
- 100 tackles, 17 sacks as a senior
- Led team to three state titles
- 2014 MaxPreps All-America second team
- 2014 All-Scout Mountain/Island first team
- 2014 Region 8 Defensive MVP
- Two-time all-state
- Three-time all-region
- Born in Provo, Utah
- Full name is Gabe Simi Reid
- Son of Spencer and Marieta Reid
  - Father played football at BYU and professionally for the Carolina Panthers and Indianapolis Colts
- Three siblings: Karene, Mana and Matlena
- Uncle, Gabe Reid, played football at BYU and professionally for the New York Jets and Chicago Bears
- Uncle, Jared Reid, played football at Utah State
- Uncle, Gordon Reid, played football at Southern Utah
- Uncle, Adney Reid, played football at BYU
- Cousin, Toloa'i HoChing, played football at BYU
- Cousin, Beaver HoChing, played football at Utah
- Eagle Scout
- Enjoys ping pong, pool, camping and cooking
- Served two-year LDS mission in American Samoa

TACKLES	G	UA	A	TOTAL	TFL	PD	FF	FR	BLK	QBH
2018	13	19	16	35	7.5	0	0	0	0	5
TOTAL	13	19	16	35	7.5	0	0	0	0	5

SACKS	G	UA	A	TOTAL	YARDS
2018	13	4	3	5.5	34
TOTAL	13	4	3	5.5	34



## #37 • Collin Riccitelli

Kicker/Punter

6-0 • 198 • Senior

San Marcos, Calif. • Carlsbad

### As a Junior (2018)

- Played in three games
- Made 8-of-10 extra points and was 1-of-1 on field goal attempts
- Made 21-yard field goal and two extra points in collegiate debut at Washington (Nov. 3)
- Made 6-of-7 extra points in win over Oregon State (Nov. 10)
- Also played in Sun Bowl win over Pitt (Dec. 31)





**As a Sophomore (2017)**

- Did not see action

**As a Freshman (2016)**

- Did not see action

**The Riccitelli File**

- Played at Carlsbad (Calif.) under head coach Thad MacNeal
  - Varsity letters in football (2), soccer (3) and volleyball (1)
- 2015 all-league first team
- 2014 all-league second team
- 10 of 20 on field goal attempts and 72 of 78 PAT for career
- 84 career touchbacks
- 2014 all-league first team (soccer)
- 2013 all-league second team (soccer)
- Led football team to 2015 league championship
- Led soccer team to two league championships and 2013 state finals
- Full name is Collin Jeffrey Riccitelli
- Born in Oceanside, Calif.
- Son of Carey and Jeff Riccitelli
- One sibling, Camryn
- Class vice president as sophomore and junior
- Majoring in management science and engineering

FIELD GOALS	G	MADE	ATT	LONG	PCT
2018	3	1	1	21	100.0
TOTAL	3	1	1	21	100.0



**#18 • Jack Richardson**

Quarterback  
6-5 • 210 • Senior  
Salinas, Calif. • Palma

**As a Junior (2018)**

- Played in four games
- Saw time in wins over UC Davis (Sept. 15) and at Arizona State (Oct. 18)
- First career completion for six yards on 1-for-1 passing vs. Oregon State (Nov. 10)
- Also played in Sun Bowl win over Pitt (Dec. 31)

**As a Sophomore (2017)**

- Career debut in season opener vs. Rice

**As a Freshman (2016)**

- Did not see action

**The Richardson File**

- Played at Salinas (Calif.) under head coach Jeff Carnazzo
  - Varsity letters in football (2)
- School's career record holder for passing yards (4,300) and touchdowns (39)
- School's single-season records for passing yards (2,353) and touchdowns (20)
- School's single-game record for touchdown passes (5)
- 2,353 yards passing and 20 touchdowns as a senior
- 2015 Monterey Bay League Offensive MVP
- 2015 Monterey County Herald Offensive MVP
- 2015 Salinas Californian Offensive MVP
- 2015 all-league first team
- 2015 all-state second team
- Led team to league championship in 2014 and 2015
- Played last seven games of senior season with broken left thumb
- Full name is Jack Steven Richardson
- Born in Salinas, Calif.
- Son of Teresa and Kevin Richardson
  - Mother is a member of the Stanford Hall of Fame
  - Two-time volleyball All-American and 1986 Pac-10 Player of the Year
  - Father played linebacker at Stanford (1984-89), led team with 113 tackles in 1987
- Father proposed to mother with a plane flying over Stanford Stadium during 1991 Big Game

- One sibling, Carl
- Great grandfather, Monty Reedy, played quarterback at Cal
- Uncle, Mark, threw the javelin for Cal
- 4.53 grade-point average
- Senior class president
- Majoring in psychology

RUSHING	G	ATT	YARDS	TD	LONG	AVG/C	AVG/G
2018	4	1	-4	0	0	-4.0	-1.0
TOTAL	4	1	-4	0	0	-4.0	-0.7

PASSING	G	CMP-ATT-INT	YARDS	TD	LONG	PCT	AVG/P	AVG/G	EFFIC
2018	4	1-1-0	6	0	6	100.0	6.0	1.5	150.4
TOTAL	4	1-1-0	6	0	6	100.0	6.0	1.0	150.4



**#2 • Curtis Robinson**

Inside Linebacker  
6-3 • 236 • Senior  
Irvine, Calif. • Mater Dei

**As a Junior (2018)**

- Played in two games
- Missed first eight games and saw time at Washington (Nov. 3) and against Oregon State (Nov. 10)

**As a Sophomore (2017)**

- 12 games played
- 23 tackles (10 solo), 1.5 tackles for loss, one interception, one pass breakup
- One tackle and one pass breakup vs. Rice
- Five tackles (three solo) at USC
- Two solo tackles vs. UCLA
- Solo tackle for loss vs. Arizona State
- Three tackles (one solo, 0.5 for loss) at Utah
- Six tackles, blocked punt vs. Oregon
- One tackle, one interception vs. Notre Dame

**As a Freshman (2016)**

- 13 games played
- 13 tackles (six solo), 1.0 sack
- Two tackles vs. USC
- Three tackles vs. Washington State
- Two tackles (one solo) vs. Colorado
- Five tackles (1.0 sack) vs. Rice

**The Robinson File**

- Played at Mater Dei (Calif.) under head coach Bruce Rollinson
  - Varsity letters in football (3)
- Five-star recruit by Rivals, 247Sports and PrepStar
- Four-star recruit by Scout and ESPN
- Nation's third-best outside linebacker by 247Sports, fifth by Scout and Rivals, sixth by PrepStar
- California's fifth-best recruit by 247Sports, sixth by Rivals, eighth by Scout, ninth by PrepStar
- 71 tackles (18.5 for loss) and 10 sacks as a senior
- 54 tackles, four sacks, 500 receiving yards and one touchdown as a junior
- 2016 U.S. Army All-America Bowl
- Glenn Davis Award finalist
- 2015 Los Angeles Times All Area first team
- 2015 all-state first team
- 2015 all-county first team
- 2015 all-league first team
- 2015 all-area first team
- 2014 all-league second team
- Led team to 2013 CIF finals
- Three-time Letterman Scholar Award winner
- National Football Foundation Scholar Athlete
- Full name is Curtis Matthew Robinson, Jr.
- Son of Juliet Falce-Robinson and Curtis Robinson
  - Father played football at Chapman



- Younger sister, Ciera
- Enjoys golf
- Majoring in political science

TACKLES	G	UA	A	TOTAL	TFL	PD	FF	FR	BLK	QBH
2016	13	6	7	13	1.0	0	0	0	0	0
2017	12	10	13	23	1.5	2	0	0	1	0
2018	2	0	0	0	0.0	0	0	0	0	0
<b>TOTAL</b>	<b>27</b>	<b>16</b>	<b>20</b>	<b>36</b>	<b>2.5</b>	<b>2</b>	<b>0</b>	<b>0</b>	<b>1</b>	<b>0</b>

INTERCEPTIONS	G	NO.	YARDS	TD	LONG	AVG/R	AVG/G
2016	13	0	0	0	0	0.0	0.0
2017	12	1	6	0	6	6.0	0.5
2018	2	0	0	0	0	0.0	0.0
<b>TOTAL</b>	<b>27</b>	<b>1</b>	<b>6</b>	<b>0</b>	<b>6</b>	<b>6.0</b>	<b>0.2</b>

SACKS	G	UA	A	TOTAL	YARDS
2016	13	1	0	1.0	21
2017	12	0	0	0.0	0
2018	2	0	0	0.0	0
<b>TOTAL</b>	<b>27</b>	<b>1</b>	<b>0</b>	<b>1.0</b>	<b>21</b>



**#75 • Walter Rouse**  
 Offensive Tackle  
 6-6 • 291 • Freshman  
 Silver Spring, Md. • Sidwell Friends School (D.C.)

**The Rouse File**

- Prepped at Sidwell Friends (D.C.) under head coach John Simon
- Varsity letters in football, basketball and track
- Four-star recruit by Rivals
- Nation's 34th-best tackle by Rivals, 36th by PrepStar, 44th by ESPN and 53rd by 247Sports
- State's second-best recruit by PrepStar, fourth by 247Sports, fifth by ESPN and fifth by Rivals
- 2018 DCSAA all-state offensive line
- 2018 All-Met honorable mention
- Two-time first-team all-league offensive tackle (2017, 2018)
- 2018 first-team all-USA D.C.
- 2018 Sidwell Friends Coaches Award
- 2017 DCSAA all-state offensive line
- 2017 All-USA Today D.C. second-team offensive tackle
- 2015 football state champions
- Nominated for 2019 Big 33 Game
- Nominated for 2019 Gatorade Player of the Year
- 2018 Pro Football Hall of Fame World Bowl in Mexico City, Mexico
- 60 tackles and three sacks, and 18 pancakes as a senior
- 97 tackles (nine for loss) and seven sacks, and 10 pancakes and two touchdowns as a junior
- Two-time team captain of football and basketball teams
- 2017 basketball league champions
- Son of Hillary Lucas and Victor Rouse
- Grandfather, Walter V. Rouse, was a basketball All-American at Loyola University of Chicago
- Hit the overtime game-winning shot the 1963 NCAA Championship game
- Eagle Scout
- Pescatarian
- Attended Perelman School of Medicine Medical and Surgical program at University of Pennsylvania
- Attended Physician Scientist Training program: Biomedical Research Training at SMU



**#27 • Ryan Sanborn**  
 Punter  
 6-3 • 205 • Freshman  
 San Diego, Calif. • Francis W. Parker School

**The Sanborn File**

- Prepped at Francis W. Parker School (Calif.) under head coach Matt Morrison
- Varsity letters in football, baseball and lacrosse
- Nation's second-best kicker by PrepStar, third by Rivals, third by 247Sports, eighth by ESPN
- Nation's third-best punter by 247Sports
- California's 100th-best recruit by ESPN
- Set 14 single-season and nine single-game school records
- 2019 All-American Bowl
- 2018 first-team all-USA California
- 2018 CIF San Diego Section Kicker of the Year
- 2018 League Offensive Player of the Year
- 2018 League Kicker of the Year
- 2018 preseason all-state first team punter
- 2018 Spanos All-Star Classic Bowl
- 2018 Makasi All-Star Bowl
- 2018 USA-American Football Worldwide Elite U19 team
- 2017 MaxPreps Preseason First-Team All-American punter
- 2017 first-team all-league quarterback
- 2017 all-league kicker/punter of the Year
- 2017 second-team all-state small school punter
- 2016 special teams and defensive team MVP
- 2015 U.S. Army Youth All-American Bowl
- 2015 Elite Sports All-Star Bowl
- 2014 U.S. Army Youth All-American Bowl
- Two-time team captain
- Two-time Team MVP (2017, 2018)
- Two-time league champion in lacrosse (2016, 2017)
- 2017 first-team all-league in lacrosse
- 2016 second-team all-league in lacrosse
- Two-time all-league all-academic in football and lacrosse
- 2017 all-league all-academic in baseball
- 2015 league champion in baseball
- Son of Susan and Richard Sanborn
- Father was on the ski team and played rugby at Lyndon State College (Vt.)
- Father also played lacrosse at Bentley University (Mass.)
- Has an older sister, Caroline



**#79 • Foster Sarell**  
 Offensive Tackle  
 6-7 • 308 • Junior  
 Graham, Wash. • Graham-Kapowsin

**As a Sophomore (2018)**

- Played in three games -- eligible to retain year of eligibility via NCAA redshirt rules
- Suffered injury in second game of season
  - Returned to action in win at Cal (Dec. 1)

**As a Freshman (2017)**

- 14 games played

**The Sarell File**

- Prepped at Graham-Kapowsin (Wash.) under head coach Eric Kurle
  - Varsity letters in football, track and basketball
- Five-star recruit by Scout, Rivals, 247Sports, ESPN and PrepStar
- Nation's second-best recruit by Scout, third by PrepStar, eighth by 247Sports, 14th by Rivals and ESPN
- Nation's top-ranked offensive tackle by Scout, second by PrepStar, third by Rivals, fourth by



## 247Sports and ESPN

- Washington's top-ranked recruit by Scout, Rivals, 247Sports, ESPN and PrepStar
- 2017 Parade All-America first team
- 2017 U.S. Army All-America
- 2016 USA Today All-USA first team
- 2016 MaxPreps All-America first team
- Three-time All-America
- Three-time all-state
- Three-time all-league
- Three-time all-area
- Three-time South Puget Sound League Offensive Lineman of the Year
- 2016 South Puget Sound League MVP
- 2016 The Opening MVP and Anthony Munoz Award
- Three-time team lineman of the year
- Two-time team captain
- Four-time High GPA Achievement Award
- Born in Tacoma, Wash.
- Full name is Foster Dane Sarell
- Son of Ryan and Pam Sarell
- One sibling, Naomi
- Enjoys golf, fishing and pickle ball
- Korean roots
- Wrote in time capsule letter that Stanford was his "dream school"
- Hails from same area as former Cardinal All-Americans David DeCastro (Bellevue) and Joshua Garnett (Puyallup)



## #22 • Cameron Scarlett

Running Back

6-1 • 216 • Fifth Year

Portland, Ore. • Central Catholic

**Career Accolades**

- Two-time Pac-12 All-Academic
  - second team (2017), honorable mention (2018)
- 2017 All-Pac-12 honorable mention

**As a Fifth-Year (2019)**

- Doak Walker Award watch list
- Athlon Preseason All-Pac-12 third team (kick returner)

**As a Senior (2018)**

- Pac-12 All-Academic honorable mention
- Played in all 13 games and started two
- 79 carries for 330 yards and led team with eight rushing touchdowns
- 10 catches for 109 yards and one touchdown
- 24 kick returns for 566 yards, and 1,005 all-purpose yards
- Led team and fifth in Pac-12 with 23.6 yards per kick return
- Seven carries for 16 yards and one kick return for 20 yards vs. San Diego State
- Nine carries for 30 yards, including 5-yard touchdown run, and one catch for six yards vs. UC Davis
- Six carries for 17 yards and one touchdown, and 100 kick return yards vs. Utah
- Nine carries for 54 yards and one touchdown, one catch for 19 yards and 41 kick return yards for 114 all-purpose yards at Arizona State
- Team-high 118 all-purpose yards (91 kick, 22 receiving, 5 rush) at Washington
- Three carries for 49 yards, including a 49-yard touchdown, and 79 all-purpose yards vs. Oregon State
- 33 rushing yards on four carries (8.2 yds/carry) and 74-yard kick return at UCLA
- Three catches for 54 yards, including 46-yard touchdown, and 93 all-purpose yards at Cal
- 22 carries for 94 yards and two touchdowns against Pitt (Sun Bowl)

**As a Junior (2017)**

- All-Pac-12 honorable mention
- Pac-12 All-Academic second team
- 14 games played
- 389 yards rushing on 91 carries and eight touchdowns
- Six receptions for 174 yards
- 4.3 yards/rush

- 29.0 yards/reception
- 1,008 yards on 39 kickoff returns
  - 1,008 combined kick return yards ranked first among Pac-12 players and second nationally
- 25.8 yards/kickoff return
  - Second among Pac-12 players and 18th nationally
- First nationally with 12 kickoff returns of 30 or more yards
- 1,571 all-purpose yards
- 112.2 all-purpose yards/game
  - Eighth among Pac-12 players
- Three rushing touchdowns, 59 rush yards on eight carries and 56 receiving yards vs. Rice
- Six carries for 14 yards, one catch for 23 yards and 110 kick return yards (27.5 avg) at USC
- Three carries for five yards and 37-yard kick return at San Diego State
- Three rushing touchdowns, 86 rushing yards, seven receiving yards, 169 kick return yards, 262 all-purpose yards vs. UCLA
- Ran five times for 13 yards vs. Arizona State
- Finished with 46 all-purpose yards (five rush, 41 kickoff return) at Utah
- Eight carries for 35 yards, 49 kick return yards vs. Oregon
- 17 carries for 72 yards (4.2 yds/carry) and 94 all-purpose yards at Oregon State
- Four kick returns for 127 yards at Washington State
- Three kick returns for 61 yards vs. Washington
- 112 all-purpose yards (61 rush, 51 kickoff return) vs. Cal
- Six carries for 12 yards and one touchdown, and four kick returns for 104 yards (116 all-purpose yards) vs. Notre Dame
- Seven carries for 21 yards and one touchdown, and four kick returns for 116 yards (137 all-purpose yards) vs. USC (Pac-12 Championship Game)
- Four rushing yards, two catches for 85 yards, 124 kick return yards and 213 all-purpose yards vs. TCU (Alamo Bowl)

**As a Sophomore (2016)**

- 11 games played
- 38 rushes for 117 yards and one touchdown
- Four kick returns for 39 yards
- Two rushes for six yards vs. USC
- Four rushes for 11 yards at Washington
- 13 yards on four carries at Notre Dame
- Two rushes for nine yards at Arizona
- 14 carries, 68 rushing yards, 13-yard touchdown run at Oregon
- Two rushes for eight yards at Cal
- Two kick returns for 24 yards vs. Rice

**As a Freshman (2015)**

- Did not see action

**The Scarlett File**

- Prepped at Central Catholic (Ore.) under head coach Steve Pyne
  - Lettered in football, track and field, basketball and swimming
- Four-star recruit by Scout, Rivals and PrepStar
- Nation's fifth-best all-purpose back by Rivals
- Nation's 41st-best athlete by ESPN
- Nation's 18th-best running back by PrepStar, 31st by Scout, 63rd by ESPN
- Oregon's top-ranked recruit by Scout, Rivals, 247Sports and PrepStar, second by ESPN
- Two-time all-state
- Two-time all-conference
- Led team to pair of state and league titles
- 4,831 career all-purpose yards
- 54 career touchdowns
- Missed most of senior season due to injury
- 832 rushing yards and 14 touchdowns in eight games as a senior
  - 275-yard, five-touchdown effort in 2014 playoffs
- 1,640 rushing yards and 22 touchdowns as a junior
- Multnomah Athletic Club Scholar Athlete Award
- Born in Portland, Ore.
- Full name is Cameron John Paul Scarlett
- Son of Paul and Suzy Scarlett
  - Father ran track at BYU
- Two siblings, Brennan and Isabella
  - Brother, Brennan, played football at Stanford after spending four years at Cal and is now a member of the Houston Texans
- Enjoys traveling and all outdoor activities





- Traveled to multiple countries
- Grandfather, great-grandfather, uncle and multiple cousins attended Stanford
- Maternal grandfather, John Evans, was governor of Idaho from 1977-87
- Earned undergraduate degree in science, technology and society (innovation and organization)
- Earning master's degree in media studies

RUSHING	G	ATT	YARDS	TD	LONG	AVG/C	AVG/G
2016	11	38	117	1	13	3.1	10.6
2017	14	91	389	8	62	4.3	27.8
2018	13	79	330	8	41	4.2	25.4
TOTAL	38	208	836	17	62	4.0	22.0

TOTAL OFFENSE	G	RUSH	PASS	TOTAL	AVG/G
2016	11	117	0	117	10.6
2017	14	389	0	389	27.8
2018	13	330	0	330	25.4
TOTAL	38	836	0	836	22.0

RECEIVING	G	REC	YARDS	TD	LONG	REC/G	AVG/C	AVG/G
2016	11	0	0	0	0	0.0	0.0	0.0
2017	14	6	174	0	56	0.4	29.0	12.4
2018	13	10	109	1	46	0.8	10.9	8.4
TOTAL	38	16	283	1	56	0.4	17.7	7.4

SCORING	G	TD	RUSH	RCV	RET	PAT	2PAT	FG	TOTAL	AVG/G
2016	11	1	1	0	0	0	0	0	6	0.5
2017	14	8	8	0	0	0	0	0	48	3.4
2018	13	9	8	1	0	0	0	0	54	4.2
TOTAL	38	18	17	1	0	0	0	0	108	2.8

KICK RETURNS	G	NO.	YARDS	TD	LONG	AVG/R	AVG/G
2016	11	4	39	0	15	9.8	3.5
2017	14	39	1008	0	47	25.8	72.0
2018	13	24	566	0	74	23.6	43.5
TOTAL	38	67	1613	0	74	24.1	42.4

ALL PURPOSE	G	RUSH	RCV	PR	KR	IR	TOTAL	AVG/G
2016	11	117	0	0	39	0	156	14.2
2017	14	389	174	0	1008	0	1571	112.2
2018	13	330	109	0	566	0	1005	77.3
TOTAL	38	836	283	0	1613	0	2732	71.9



## #91 • Thomas Schaffer

Defensive End

6-7 • 285 • Senior

Vienna, Austria • Lake Forest Academy (Ill.)

### As a Junior (2018)

- Played in five games
- Finished with three tackles (two solo) and one pass breakup
- One tackle in win over Oregon State (Nov. 10)
- Solo tackle in win at UCLA (Nov. 24)
- One tackle in win at Cal (Dec. 1)
- One pass breakup in win over Pitt at Sun Bowl (Dec. 31)

### As a Sophomore (2017)

- Three games played
- First career tackle vs. Oregon

### As a Freshman (2016)

- Did not see action

### The Schaffer File

- Played at Lake Forest Academy (Ill.) under head coach Robin Bowkett
  - Varsity letters in football (3) and volleyball (3)
- Nation's 21st-best strong-side defensive end by 247Sports

- Illinois' ninth-best recruit by ESPN, 11th by 247Sports, 13th by PrepStar
- 62 tackles, 4.5 sacks, three pass breakups, two forced fumbles as a senior
- Three-time all-conference
- Two-time all-area
- First Austrian ever to play FBS football
- Team Austria's youngest player ever
- First at 2015 U19 European Championship with Team Austrian
- Fourth at 2014 U19 World Championship with Team Austrian
- Fourth at 2012 U19 World Championship with Team Austrian
- Full name is Thomas Schaffer
- Born in Vienna, Austria
- Son of Andreas Schaffer and Ingrid Hopfner
- One sibling, Simon
- Enjoys solving Rubik's Cubes, Sudoku, playing the ukulele and hiking
- Double majoring in economics and science, technology and society (innovation and organization)

TACKLES	G	UA	A	TOTAL	TFL	PD	FF	FR	BLK	QBH
2017	3	0	1	1	0.0	0	0	0	0	0
2018	5	2	1	3	0.0	1	0	0	0	0
TOTAL	8	2	2	4	0.0	1	0	0	0	0



## #11 • Harry Schwartz

Wide Receiver

6-0 • 201 • Senior

Los Angeles, Calif. • Brentwood

### As a Junior (2018)

- Played in two games
- Saw time in wins over UC Davis (Sept. 15) and Oregon State (Nov. 10)

### As a Sophomore (2017)

- Career debut in season opener vs. Rice

### As a Freshman (2016)

- Did not see action

### The Schwartz File

- Played at Brentwood (Calif.) under head coach Jake Ford
  - Varsity letters in football (4) and track (2)
- 2015 all-league first team
- 2014 all-league first team
- 2014 offensive team MVP
- Two-time team captain
- 30 career touchdowns, 2,395 career all-purpose yards
- 65 career tackles, seven interceptions
- Full name is Harrison Rufino Schwartz
- Born in Santa Monica, Calif.
- Son of Rebecca and Steven Schwartz
  - Father is a UCLA professor and published the first successful human stem cell transplant
- Two younger siblings, Sidney and Wilson
- Uncle, Rick Schwartz, played tennis at UCLA
- First FBS football player to attend Brentwood
- Student body president
- AP Scholar With Honor
- National Society of High School Scholars
- Black belt in Mixed Martial Arts
- Plays the guitar, ukulele, drums, bass and violin
- Enjoys photography, filmmaking and creating stained glass art
- Majoring in product design



## #36 • Tristan Sinclair

Inside Linebacker

6-2 • 207 • Freshman

Alamo, Calif. • San Ramon Valley

### The Sinclair File

- Prepped at San Ramon Valley (Calif.) under head coach Andrew Becker
- Three-year letterwinner
- Four-star recruit by 247Sports, ESPN and PrepStar
- Nation's 105th-best recruit by 247Sports and 256th by PrepStar
- Nation's eighth-best outside linebacker by 247Sports, 19th by PrepStar, 29th by ESPN, 35th by Rivals
- California's 19th-best recruit by 247Sports, 33rd by PrepStar, 43rd by ESPN, 56th by Rivals
- PrepStar All-American
- 2019 All-American Bowl
- First All-American in school history
- 2019 Polynesian Bowl
- 2018 The Opening Finals
- 2018 second-team all-USA California
- 2018 first-team all-league running back
- 2018 first-team all-league linebacker
- 2017 first-team all-league defensive back
- 2017 All-Bay Area
- 1,024 yards and 11 touchdowns on 138 rushes; 179 yards and four touchdowns on 10 receptions as a senior
- 290 yards and six touchdowns on 28 carries as a junior
- Son of Julie and Andrew Sinclair
- Father played football at Stanford
- Has two older siblings -- Alina and Connor
- Brother, Connor, plays football at Claremont McKenna
- Mother, sister and both aunts went to Cal
- Attended numerous Stanford games as a kid
- Told Richard Sherman after a game that it was his dream to play at Stanford
- Hobbies include robotics and programming
- Built his first computer in sixth grade



## #21 • Trevor Speights

Running Back

5-11 • 203 • Senior

McAllen, Texas • Memorial

### Career Accolades

- 2018 Pac-12 All-Academic honorable mention

### As a Junior (2018)

- Pac-12 All-Academic honorable mention
- Played in nine games and started one
- Finished with 59 carries for 221 yards (3.8 yds/carry) and one touchdown, and six receptions for 52 yards
- 11 carries for 87 yards (7.9 yds/carry), one catch for 14 yards in win over UC Davis (Sept. 15)
- First career start, 17 carries for 56 yards and one touchdown, and one catch for eight yards vs. Utah (Oct. 6)
- 19 carries for 34 yards and two catches for 25 yards in win at Arizona State (Oct. 18)
- Seven carries for 25 yards vs. Washington State (Oct. 27)

### As a Sophomore (2017)

- 11 games played
- 36 rushes for 142 yards
- One catch for two yards
- Two-yard rush in collegiate debut at San Diego State
- Eight carries for 61 yards (7.6 yards/carry) vs. Oregon
- Five carries for 11 yards at Oregon State

- Four carries for 11 yards at Washington State
- Six carries for six yards and one catch for two yards at Washington
- Three carries for 18 yards (6.0 yards/carry) vs. Cal
- Five carries for 19 yards vs. Notre Dame
- Two carries for 15 yards vs. TCU (Alamo Bowl)

### As a Freshman (2016)

- Did not see action

### The Speights File

- Played at Memorial (Texas) under head coach Bill Littleton
  - Lettered in track (4) and football (4)
- Four-star recruit by Scout
- Nation's 22nd-best running back by Scout and Rivals
- Texas' 53rd-best recruit by Scout
- Texas' fourth-best all-time leading rusher
- 9,868 career rushing yards and 120 touchdowns
- 3,195 rushing yards and 50 touchdowns as a senior
- 2,655 rushing yards and 31 touchdowns as a junior
- 2,267 rushing yards and 26 touchdowns as a sophomore
- 1,751 rushing yards and 13 touchdowns as a freshman
- Led team to two district titles
- 2015 academic all-state second team
- Full name is Trevor Manning Speights
- Born in McAllen, Texas
- Son of Alandra and John Speights
  - Father played football at Maryville
- Two younger siblings, Campbell and Braxton
- Cousin, Marreese Speights, plays professional basketball
- Majoring in science, technology and society (innovation and organization)

RUSHING	G	ATT	YARDS	TD	LONG	AVG/C	AVG/G
2017	11	36	142	0	21	3.9	12.9
2018	9	59	221	1	38	3.7	24.6
TOTAL	20	95	363	1	38	3.8	18.1

TOTAL OFFENSE	G	RUSH	PASS	TOTAL	AVG/G
2017	11	142	0	142	12.9
2018	9	221	0	221	24.6
TOTAL	20	363	0	363	18.1

RECEIVING	G	REC	YARDS	TD	LONG	REC/G	AVG/C	AVG/G
2017	11	1	2	0	2	0.1	2.0	0.2
2018	9	6	52	0	14	0.7	8.7	5.8
TOTAL	20	7	54	0	14	0.3	7.7	2.7

ALL PURPOSE	G	RUSH	RCV	PR	KR	IR	TOTAL	AVG/G
2017	11	142	2	0	0	0	144	13.1
2018	9	221	52	0	0	0	273	30.3
TOTAL	20	363	54	0	0	0	417	20.9



## #9 • Osiris St. Brown

Wide Receiver

6-2 • 190 • Junior

Brea, Calif. • Mater Dei

### As a Sophomore (2018)

- Played in all 13 games
- Finished with eight catches for 204 yards and one touchdown
  - Four of his eight catches went for 45 or more yards
- Made one catch in collegiate debut vs. San Diego State (Aug. 31)
- One catch for 53 yards in win over UC Davis (Sept. 15)
- Two catches for 49 yards in win at No. 20 Oregon (Sept. 22)
- One catch for 45 yards at Notre Dame (Sept. 29)
- One catch for 52-yard touchdown in win at UCLA (Nov. 24)



**As a Freshman (2017)**

- Did not see action

**The St. Brown File**

- Prepped at Mater Dei (Calif.) under head coach Bruce Rollinson
  - Varsity letters in football and track
- Four-star recruit by Scout, Rivals, 247Sports, ESPN and PrepStar
- Nation's 108th-best recruit by Scout, 111th by PrepStar, 144th by Rivals, 176th by 247Sports
- Nation's 13th-best wide receiver by PrepStar, 17th by Scout, 21st by Rivals, 27th by 247Sports, 31st by ESPN
- California's 12th-best recruit by Scout, 17th by PrepStar, 18th by PrepStar, 21st by Rivals, 23rd by ESPN
- 1,127 yards receiving on 62 receptions and 19 touchdowns as a senior
- 884 yards receiving on 43 receptions for 12 touchdowns as a junior
- Two-time all-county
- 2016 all-league
- 2016 Trinity League MVP
- Led team to 2016 league title
- Born in Placentia, Calif.
- Full name is Osiris Adrian St. Brown
- Son of John and Miriam Brown
  - Mother was born in Germany
  - Father was two-time Mr. Universe and three-time Mr. World
- Two brothers, Equanimeous and Amon-Ra
  - Brother, Equanimeous, played football at Notre Dame and is now a member of the Green Bay Packers
  - Brother, Amon-Ra, plays football at USC
- Enjoys playing piano
- Speaks French, German and English
- Same first name as Egyptian god of the underworld

RECEIVING	G	REC	YARDS	TD	LONG	REC/G	AVG/C	AVG/G
2018	13	8	204	1	53	0.6	25.5	15.7
TOTAL	13	8	204	1	53	0.6	25.5	15.7



**#8 • Donald Stewart**

Wide Receiver  
6-4 • 199 • Senior  
Hillside, N.J. • Paramus Catholic

**Career Accolades**

- 2017 Pac-12 All-Academic honorable mention

**As a Junior (2018)**

- Played in each of the first three games -- eligible to retain year of eligibility via NCAA redshirt rules
- Missed last 10 games due to injury

**As a Sophomore (2017)**

- Pac-12 All-Academic honorable mention
- Played in all 14 games
- 11 receptions for 131 yards
- Two catches for 46 yards vs. Rice
- Two catches for 14 yards vs. Arizona State
- Two catches for 21 yards at Utah
- Two catches for 22 yards vs. Oregon
- One catch for 12 yards at Oregon State
- One catch for six yards vs. Cal
- One catch for 10 yards vs. Notre Dame

**As a Freshman (2016)**

- 10 games played
- Two catches for 17 yards
- First career catch for eight yards vs. Washington State
- One catch for nine yards at Oregon

**The Stewart File**

- Played at Paramus Catholic (N.J.) for head coaches Chris Partridge and John Westervelt
  - Varsity letters in football, basketball, track and field
- New Jersey's 11th-best recruit by PrepStar, 13th by Rivals, 18th by ESPN
- 33 receptions for 702 yards and 12 touchdowns as a senior
- 34 receptions for 662 yards and eight touchdowns as a junior
- 39 receptions for 429 yards and six touchdowns as a sophomore
- 2015 all-state third team
- 2015 all-league first team
- 2015 all-county first team
- 2014 all-league first team
- 2014 all-county first team
- Full name is Donald Joshua Stewart
- Born in Elizabeth, N.J.
- Son of Donald and Alina Stewart
- Three siblings: Victoria, Justin and Jordan
- Plays the drums
- Majoring in science, technology and society (innovation and organization)

RECEIVING	G	REC	YARDS	TD	LONG	REC/G	AVG/C	AVG/G
2016	10	2	17	0	9	0.2	8.5	1.7
2017	14	11	131	0	41	0.8	11.9	9.4
2018	3	0	0	0	0	0.0	0.0	0.0
TOTAL	27	13	148	0	41	0.5	11.4	5.5



**#50 • Trey Stratford**

Offensive Guard/Offensive Tackle  
6-4 • 240 • Sophomore  
Allen, Texas • Allen

**As a Freshman (2018)**

- Did not see action

**The Stratford File**

- Prepped at Allen (Texas) High School under head coach Terry Gambill
  - Varsity letters in track and football
- Four-star recruit by PrepStar
- Nation's 296th-best recruit by PrepStar
- Nation's fifth-best center by Rivals, ninth by 247Sports
- Nation's 23rd-best offensive tackle by PrepStar, 35th by ESPN
- Texas' 38th-best recruit by PrepStar, 70th by ESPN, 88th by 247Sports, 92nd by Rivals
- 2017 Academic All-State second team
- 2017 Dave Campbell's Texas Football Subway Super Team
- 2016 all-county first team
- 2016 all-district first team
- 2016 all-state honorable mention
- Three-time district champion and state semifinalist
- 2016 Allen High School Lineman of the Year
- Full name is Randolph Stratford III
- Son of Denise and Randolph Stratford, Jr.
- Three siblings -- John, Bryce and Justin
- National Honor Society
- AP Scholar with Distinction
- First family member to play college football for a Power 5 program



**#51 • Jovan Swann**

Defensive End  
6-2 • 271 • Senior  
Greenwood, Ind. • Center Grove

**Career Accolades**

- 2018 All-Pac-12 honorable mention
- Two-time Pac-12 All-Academic
  - second team (2017), honorable mention (2018)





**As a Senior (2019)**

- Preseason All-Pac-12 honorable mention
- Athlon Preseason All-Pac-12 third team

**As a Junior (2018)**

- All-Pac-12 honorable mention
- Pac-12 All-Academic honorable mention
- Played in 13 games and started 10
- Second on the team with 4.5 sacks
- Finished with 28 tackles (16 solo), 7.0 tackles for loss and two pass breakups
- Three tackles, 2.5 tackles for loss and 2.0 sacks in win over San Diego State (Aug. 31)
- Five tackles, 1.0 tackle for loss and one pass breakup in win over USC (Sept. 8)
- One tackle, one pass breakup in win over UC Davis (Sept. 15)
- Seven tackles (five solo), one sack in overtime win at No. 20 Oregon (Sept. 22)
- Three solo tackles vs. Utah (Oct. 6)
- Two tackles (one solo), 1.5 sacks in win at Arizona State (Oct. 18)
- Two solo tackles and 1.0 tackle for loss in win over Oregon State (Nov. 10)
- Solo tackle and fumble recovery in win at UCLA (Nov. 24)
- Solo tackle and one pass breakup in Sun Bowl win over Pitt (Dec. 31)

**As a Sophomore (2017)**

- Pac-12 All-Academic second team
- 14 games played
- 25 tackles (12 solo), 3.5 tackles for loss, 1.5 sacks, one forced fumble
- Interception and two tackles in collegiate debut vs. Rice
- One tackle at USC
- Two tackles vs. Arizona State
- Solo tackle at Utah
- Six tackles, one sack, forced fumble vs. Oregon
- One tackle, 0.5 sack at Washington State
- Two tackles (one solo) vs. Cal
- Two solo tackles, 1.0 tackle for loss vs. Notre Dame
- Six tackles (five solo) vs. USC (Pac-12 Championship Game)
- Two tackles (one solo) vs. TCU (Alamo Bowl)

**As a Freshman (2016)**

- Did not see action

**The Swann File**

- Played at Center Grove (Ind.) under head coach Eric Moore
  - Varsity letters in football (3)
- Nation's 34th-best defensive tackle by Scout, 44th by Rivals, 46th by 247Sports
- Indiana's fifth-best recruit by ESPN, eighth by 247Sports, ninth by PrepStar, 10th by Scout and Rivals
- 64.5 career tackles, 16.5 tackles for loss, 6.5 sacks, one forced fumble and one touchdown
- 2016 Semper Fidelis All-America Game
- 2016 Griddy's Award
- 2015 Indiana Defensive Player of the Year
- Two-time all-state first team
- Two-time all-conference first team
- Led team to 2015 state title
- Led team to four conference titles
- Full name is Jovan Lorenz Swann
- Born in Detroit, Mich.
- Son of Jolanda and Mario Swann, Sr.
- Two siblings, Mario and Milan
- Enjoys cooking
- Majoring in human biology

TACKLES	G	UA	A	TOTAL	TFL	PD	FF	FR	BLK	QBH
2017	14	12	13	25	3.5	1	1	0	0	6
2018	13	16	12	28	7.0	2	0	1	0	1
<b>TOTAL</b>	<b>27</b>	<b>28</b>	<b>25</b>	<b>53</b>	<b>10.5</b>	<b>3</b>	<b>1</b>	<b>1</b>	<b>0</b>	<b>7</b>

INTERCEPTIONS	G	NO.	YARDS	TD	LONG	AVG/R	AVG/G
2017	14	1	2	0	2	2.0	0.1
2018	13	0	0	0	0	0.0	0.0
<b>TOTAL</b>	<b>27</b>	<b>1</b>	<b>2</b>	<b>0</b>	<b>2</b>	<b>2.0</b>	<b>0.1</b>

SACKS	G	UA	A	TOTAL	YARDS
2017	14	1	1	1.5	5
2018	13	4	1	4.5	23
<b>TOTAL</b>	<b>27</b>	<b>5</b>	<b>2</b>	<b>6.0</b>	<b>28</b>



**#24 • Jay Symonds**  
 Fullback  
 6-3 • 240 • Sophomore  
 Melrose, Mass. • Buckingham Browne & Nichols

**As a Freshman (2018)**

- Played in each of the last four games -- eligible to retain year of eligibility via NCAA redshirt rules
- Made collegiate debut in win over Oregon St. (Nov. 10)
- Also saw action in wins at UCLA (Nov. 24), at Cal (Dec. 1) and at Sun Bowl against Pitt (Dec. 31)
- Stanford went 4-0 in games in which he played

**The Symonds File**

- Prepped at Buckingham Browne & Nichols (Mass.) under head coach Mike Wiley
  - Varsity letters in football and basketball
- First true eighth grader to start on high school's varsity football team
- Five-year varsity starter
- Nation's second-best fullback by 247Sports and PrepStar
- Nation's 24th-best Y-tight end by ESPN
- Massachusetts's third-best recruit by Rivals, ESPN and PrepStar, fifth by 247Sports
- 96 career receptions for 1,438 yards and 16 touchdowns
- 2017 Mass Prep Stars Preseason Super Team
- 2017 BB&N team captain
- 2017 Hugh Caldera Bowl finalist
- 2016 ITHMA all-state
- 2016 Mass Prep Stars All-State Super Team
- 2016 Rivals/Under Armour Select Camp
- 2016 ISL champion
- 2016 Ken O'Keefe Bowl champion
- Two-time all-conference first team
- Full name is Jay Patrick Symonds Jr.
- Son of Jay and Lisa Symonds
  - Father played football at Bentley
  - Mother played volleyball at Salem State
- One sibling, Holden
- Uncle, Jon Symonds, played football at Massachusetts
- Uncle, Jeff Murray, played baseball at Merrimack
- Maternal 11th great-grandfather was a passenger on the Mayflower
- Maternal great-grandfather was Purple Heart recipient, survived Normandy beach storming
- Maternal grandfather was drafter on design team for original Stealth Bomber
- Enjoys drawing and creative writing
- Played over three quarters of a football game with a collapsed lung



**#26 • Jet Toner**  
 Kicker  
 6-4 • 199 • Senior  
 Honolulu, Hawaii • Punahou

**Career Accolades**

- Two-time All-Pac-12
  - second team (2018), honorable mention (2017)
- 2018 CoSIDA Academic All-District first team
- Two-time Pac-12 All-Academic
  - second team (2018), honorable mention (2017)
- Two-time Lou Groza Award Star of the Week (Oct. 30, 2018; Nov. 13, 2018)
- Set single-season school record with .933 field goal percentage (14-of-15) in 2018



**As a Senior (2019)**

- Lou Groza Award watch list
- Preseason All-Pac-12 first team
- Athlon Preseason All-Pac-12 first team
- Phil Steele Preseason All-Pac-12 first team
- Phil Steele Preseason third team All-American

**As a Junior (2018)**

- All-Pac-12 second team
- CoSIDA Academic All-District first team
- Pac-12 All-Academic second team
- Lou Groza Award watch list
- Played and started 11 games
- Set school record with .933 field goal percentage (14-of-15)
  - No. 2 in the nation and No. 1 in the Pac-12
- Tied for third among kickers in the Pac-12 with 14 field goals and 6.9 points per game
- Made all 34 extra point attempts
- Made all three field goals (31, 33, 46) and all three extra points vs. UC Davis
  - 46-yard field goal matched career long
- Made all five extra points and game-tying 32-yard field goal as time expired at Oregon
- Made 46-yard field goal and both extra points at Notre Dame
- Made both field goal attempts (21, 31) and both extra points at Arizona State
- Made 40-yard field goal and all five extra points vs. Washington State
- Made both field goal attempts (30, 20) and all five extra points at UCLA
- Made all three field goals (26,19, 21) and both extra points at Cal

**As a Sophomore (2017)**

- All-Pac-12 honorable mention
- Pac-12 All-Academic honorable mention
- Lou Groza Award Star of the Week (Oct. 30)
- Lou Groza Award Star of the Week (Nov. 13)
- 14 games played
- 21 of 26 field goals (long of 46 yards)
- 54 of 54 extra points
- .808 field goal pct. ranked fourth among Pac-12 players and 37th nationally
- 1.50 field goals made/game ranked fifth among Pac-12 players and 21st nationally
- 117 points
- 8.4 points/game
- Made first 34 career kicks (10 of 10 field goals, 24 of 24 extra points)
- Made both field goal attempts (40, 34) and 8-for-8 on extra points in collegiate debut vs. Rice
- Made 36-yard field goal and 3-for-3 on extra points at USC
- Made 20-yard field goal and 2-for-2 on extra points at San Diego State
- Made all three field goals (34, 32, 39) and all seven extra points vs. UCLA
- Made both field goals (21, 22) and all four extra points vs. Arizona State
- Made three field goals (21, 46, 29) and both extra points at Utah
- Made all seven extra points vs. Oregon
- Made three field goal attempts (40, 33, 40) at Oregon State
- Made three field goal attempts (38, 32, 31) and all three extra points vs. Washington
- Made 42-yard field goal and both extra points vs. Cal
- Made only field goal attempt (24 yards) and all five extra points vs. Notre Dame
- Made 27-yard field goal and all four extra points vs. TCU (Alamo Bowl)

**As a Freshman (2016)**

- Did not see action

**The Toner File**

- Played at Punahou (Hawaii) under head coach Kale Ane
  - Varsity letters in football (4) and soccer (4)
- Nation's fifth-best punter by 247Sports, eighth by Scout
- Nation's 26th-best kicker by ESPN
- Hawaii's third-best recruit by Scout, sixth by ESPN
- Hit six of eight field goal attempts (long of 50 yards), 47 of 48 PATs in 2015
- Hit seven of eight field goal attempts (long of 54 yards), 52 of 54 PATs in 2014
- 2015 all-state first team
- 2015 all-conference first team
- 2014 all-state first team
- 2014 all-conference first team
- 2014 all-state first team (soccer)
- Two-time Punahou Special Teams Player of the Year

- Led team to 2013 state title
- Led team to pair of league titles
- Full name is John Edward Toner V
- Born in Honolulu, Hawaii
- Son of John and Aundrea Toner
- Five siblings: Teana, Jocelyn, Janelle, Jensen and Leo
  - Sister, Jensen, played soccer at USC
  - Brother, Leo, played soccer at UC Irvine
- Grandfather, Walter Benjamin Reinhold, graduated from Stanford in 1950
- Enjoys surfing, hiking, camping and golf
- Majoring in science, technology and society (innovation and organization)

SCORING	G	TD	RUSH	RCV	RET	PAT	2PAT	FG	TOTAL	AVG/G
2017	14	0	0	0	0	54	0	21	117	8.4
2018	11	0	0	0	0	34	0	14	76	6.9
TOTAL	25	0	0	0	0	88	0	35	193	7.7

FIELD GOALS	G	MADE	ATT	LONG	PCT
2017	14	21	26	46	80.8
2018	11	14	15	46	93.3
TOTAL	25	35	41	46	85.4



**#52 • Casey Toohill**  
 Outside Linebacker  
 6-4 • 247 • Fifth Year  
 San Diego, Calif. • Cathedral Catholic

**Career Accolades**

- Three-time Pac-12 All-Academic
  - first team (2016, 2018), second team (2017)
- 2017 CoSIDA Academic All-District

**As a Senior (2018)**

- Pac-12 All-Academic first team
- Played in seven games and started five
- 29 tackles (12 solo), 3.0 tackles for loss and two pass breakups
- Three tackles vs. San Diego State
- Eight tackles, one sack and one pass breakup vs. USC
- Three tackles (one solo) and one pass breakup vs. UC Davis
- Three tackles (two solo), 0.5 sack and 1.5 tackles for loss at Arizona State
- Three tackles (two solo) and 1.5 sacks at Washington
- Seven tackles (three solo), 1.0 tackle for loss and three hurries in win over Pitt (Sun Bowl)

**As a Junior (2017)**

- Pac-12 All-Academic second team
- CoSIDA Academic All-District
- 21 tackles (10 solo), 4.0 tackles for loss, 1.0 sack, one fumble recovery, one interception
- Three tackles and a fumble recovery vs. Rice
- One tackle at USC
- One tackle, one sack at San Diego State
- One tackle vs. UCLA
- Two tackles (one solo) vs. Arizona State
- Three tackles, first career interception vs. Oregon
- Three tackles (two solo), 1.0 tackles for loss at Washington State
- Two tackles (one solo), 1.0 tackles for loss vs. Washington
- One tackle vs. Notre Dame
- Solo tackle vs. USC (Pac-12 Championship Game)
- Two solo tackles vs. TCU (Alamo Bowl)

**As a Sophomore (2016)**

- Pac-12 All-Academic first team
- 11 games played
- 22 tackles (11 solo), 2.5 sacks, one blocked kick
- Two tackles in career debut vs. Kansas State
- One tackle, first career sack vs. USC
- One tackle at UCLA



- Blocked PAT, two solo tackles at Washington
- Three tackles vs. Washington State
- Two tackles, one sack for five yards at Notre Dame
- Four tackles (three solo) vs. Colorado
- One tackle (0.5 sack) at Arizona
- One tackle vs. Oregon State
- One tackle at Cal
- Four tackles (one solo) vs. Rice

**As a Freshman (2015)**

- Did not see action

**The Toohill File**

- Played football at Cathedral Catholic (Calif.) under head coach Sean Doyle
- Nation's 28th-best outside linebacker by PrepStar, 40th by Rivals
- California's 58th-best recruit by PrepStar, 61st by Rivals
- 2015 Cal-Hi Sports all-state second team
- 2014 CIF San Diego Section all-defense first team
- 2014 Eastern League all-defense first team
- 2014 San Diego Union-Tribune all-academic
- 2014 team MVP
- Led team to 2014 league title
- Led team to 2013 CIF Division I title
- 82 tackles and 18 sacks as a senior
- Team captain as a senior
- Born in La Jolla, Calif.
- Full name is Casey Joseph Toohill
- Son of Steve and Karen Toohill
- Two siblings, Kathleen and Connor
- National Honor Society
- California Scholarship Federation
- Enjoys yoga, hiking and surfing
- Majoring in political science

TACKLES	G	UA	A	TOTAL	TFL	PD	FF	FR	BLK	QBH
2016	13	11	11	22	2.5	0	0	0	1	2
2017	14	10	11	21	4.0	1	0	1	0	2
2018	7	12	17	29	5.0	2	0	0	0	6
<b>TOTAL</b>	<b>34</b>	<b>33</b>	<b>39</b>	<b>72</b>	<b>11.5</b>	<b>3</b>	<b>0</b>	<b>1</b>	<b>1</b>	<b>10</b>

INTERCEPTIONS	G	NO.	YARDS	TD	LONG	AVG/R	AVG/G
2016	13	0	0	0	0	0.0	0.0
2017	14	1	2	0	2	2.0	0.1
2018	7	0	0	0	0	0.0	0.0
<b>TOTAL</b>	<b>34</b>	<b>1</b>	<b>2</b>	<b>0</b>	<b>2</b>	<b>2.0</b>	<b>0.1</b>

SACKS	G	UA	A	TOTAL	YARDS
2016	13	2	1	2.5	17
2017	14	1	0	1.0	9
2018	7	2	2	3.0	25
<b>TOTAL</b>	<b>34</b>	<b>5</b>	<b>3</b>	<b>6.5</b>	<b>51</b>



**#24 • Nicolas Toomer**  
 Cornerback  
 6-2 • 185 • Freshman  
 Tyrone, Ga. • Sandy Creek

**The Toomer File**

- Prepped at Sandy Creek (Ga.) under head coaches Wayne Brantley and Brett Garvin
- Varsity letters in football and track
- Nation's 45th-best safety by PrepStar
- Nation's 62nd-best cornerback by ESPN, 84th by Rivals and 105th by 247Sports
- Georgia's 45th-best recruit by PrepStar, 62nd by ESPN, 84th by Rivals and 105th by 247Sports
- 2018 first-team all-region defense
- 2018 first-team all-county defense

- 2017 second-team all-region defense
- 2016 first-team all-region defense
- One interception as a freshman cornerback
- Seven interceptions and 30+ tackles as a sophomore cornerback
- Three interceptions and 50+ tackles as a junior safety
- Five interceptions and 36 tackles as a senior cornerback
- 2018 highest point scorer at Class 4A track and field state championships
- 2018 state champion in the 400 meters (Class 4A)
- 2018 Class 4A state champion in the 4x400-meter relay
- 2017 Class A state champion in the 4x400-meter relay
- 2016 Class A triple jump state champion
- 2015 Class A state championship team
- Landmark Christian school record holder in the 400 meters (49.67)
- Son of Natalie and La'Mont Toomer
- Father played football at West Georgia
- Has an older sister, Lauren
- Sister ran track at Georgia Southern



**#81 • Brycen Tremayne**  
 Wide Receiver  
 6-4 • 196 • Sophomore  
 Los Angeles, Calif. • Venice

**As a Freshman (2018)**

- Did not see action

**The Tremayne File**

- Prepped at Venice (Calif.) under head coach Angelo Gasca as a senior
  - Quarterback/safety for Windward High School for three years before transferring to Venice
- Lettered in football, baseball and track and field
- 44 receptions, 827 receiving yards, 1,073 total yards, 14 receiving touchdowns, 18.8 yards per catch and one passing touchdown as a senior
- Son of Lexine Wong and Cuyler Tremayne
- Has a younger sister, Sydney



**#40 • Anthony Trinh**  
 Outside Linebacker  
 6-2 • 238 • Senior  
 Duluth, Ga. • Pace

**As a Junior (2018)**

- Played in five games
- Finished with two tackles
- Two tackles (0.5 for loss) in win over UC Davis (Sept. 15)

**As a Sophomore (2017)**

- Two games played
- Four tackles
- Three tackles (two solo) in collegiate debut vs. Rice
- One tackle vs. Oregon

**As a Freshman (2016)**

- Did not see action

**The Trinh File**

- Prepped at Pace (Ga.) under head coach Chris Slade
  - Varsity letters in football (4) and track (1)
- Three-star recruit by 247Sports
- Nation's 82nd-best strong-side defensive end by 247Sports
- 81 tackles, 11 sacks, 29 tackles for loss, two forced fumbles as a senior
- 76 tackles, eight sacks, 22 tackles for loss, two forced fumbles as a sophomore
- 79 tackles, 12.5 sacks, 26 tackles for loss, one forced fumble as a junior





- School-record 31.5 career sacks
- School-record 77 tackles for loss
- Two-time Georgia Sports Writers Association Class AA All-State first team
- Two-time The Atlanta Journal-Constitution Class AA All-State first team
- Two-time all-region first team
- Two-time all-area first team
- Two-time team captain
- Two-time team defensive MVP
- 2015 Georgia Athletic Coaches Association North-South Game
- Led team to 2015 AA state title
- Pace was first Georgia high school ever to win five straight road playoff games to capture state title
- Pace ranked ninth nationally among small schools
- Cum Laude National Honor Society
- Full name is Anthony Nguyen Trinh
- Born in Waynesboro, Ga.
- Son of Vu Trinh and Tuyet Nguyen
- One sister: Elizabeth (Stanford '18)
- First-generation American
  - Parents immigrated to United States from Vietnam in 1996
- Majoring in political science and sociology

TACKLES	G	UA	A	TOTAL	TFL	PD	FF	FR	BLK	QBH
2017	2	2	2	4	0.0	0	0	0	0	0
2018	5	0	2	2	0.5	0	0	0	0	0
TOTAL	7	2	4	6	0.5	0	0	0	0	0



## #28 • Salim Turner-Muhammad

Cornerback  
6-0 • 183 • Freshman  
Corona, N.Y. • Episcopal

### The Turner-Muhammad File

- Prepped at Episcopal (Va.) under head coach Mark Moroz
- Varsity letters in football and track
- Four-star recruit by ESPN, PrepStar and 247Sports
- Nation's 189th-best recruit by ESPN, 210th by PrepStar, 223rd by 247Sports
- Nation's 14th-best cornerback by PrepStar, 16th by ESPN, 21st by 247Sports, 48th by Rivals
- Virginia's fourth-best recruit by ESPN, sixth by PrepStar, seventh by 247Sports, 10th by Rivals
- No. 1-rated cornerback in Virginia by 247Sports
- PrepStar All-American
- 2018 The Opening Finals
- 2018 All-Met honorable mention
- 2018 first-team all-league
- 2017 first-team all-state
- 2017 first-team all-league
- 2016 league champions
- 10 career interceptions (three as a senior, five as a junior, two as a sophomore)
- Six passing touchdowns, 11 rushing touchdowns and one receiving touchdown as a freshman
- Son of Rita Bridgewater Turner and David Turner
- Has six siblings -- Khairi, Aisha, David, Jabril, Niya and Khalil
- High school teammate of current Cardinal Ricky Miezan
- Served as sports media camera operator and broadcaster in high school
- Attended four different high schools



## #35 • Tobe Umerah

Outside Linebacker  
6-4 • 244 • Sophomore  
Macon, Ga. • Stratford

### As a Freshman (2018)

- Played in one game -- eligible to retain year of eligibility via NCAA redshirt rules
- Made collegiate debut in Sun Bowl win over Pitt (Dec. 31)

### The Umerah File

- Prepped at Stratford (Ga.) under head coach Mark Farriba
  - Varsity letters in football, basketball and track
- Four-star recruit by ESPN and PrepStar
- Nation's 287th-best recruit by ESPN, 335th by PrepStar
- Nation's 20th-best weak-side defensive end by Rivals, 44th by 247Sports
- Nation's 27th-best defensive end by PrepStar, 29th by ESPN
- Georgia's 33rd-best recruit by PrepStar, 36th by ESPN, 46th by Rivals, 84th by 247Sports
- 343 tackles, 43 tackles for loss, 16 sacks during prep career
- 91 tackles, 15 tackles for loss, two sacks as a senior
- 86 tackles, 12 tackles for loss, eight sacks as a junior
- 128 tackles, 11 tackles for loss, six sacks as a sophomore
- Two-time Middle Georgia Defensive Player of the Year
- Two-time Atlanta Journal Constitution Class A all-state first team
- Two-time Georgia Athletic Coaches Association Class A North all-state first team
- Two-time Georgia 7A Defensive Player of the Year
- 2017 U.S. Army All-American National Combine defensive MVP
- 2017 Georgia Sports Writers Association Class A all-state first team
- 2017 Macon Telegraph All-Middle Georgia Player of the Year
- 2016 Macon Telegraph All-Middle Georgia
  - 2015 all-region
- Born in Philadelphia, Pa.
- Full name is Tobe Chuka Umerah
- Son of Dr. Emeka and Dr. Anayo Umerah
- Two siblings -- Kosi and Oge
- Family is of Igbo heritage



## #50 • Dalyn Wade-Perry

Defensive Tackle  
6-4 • 321 • Junior  
Englewood, N.J. • Pope John XXIII

### As a Sophomore (2018)

- Pac-12 All-Academic honorable mention
- Played in 12 games
- Finished with 13 tackles (five solo) and 2.0 tackles for loss
- Made collegiate debut in season opener vs. San Diego State (Aug. 31)
- First career tackle in win over No. 17 USC (Sept. 8)
- Two tackles in win over UC Davis (Sept. 15)
- Three tackles (one solo) in overtime win at No. 20 Oregon (Sept. 22)
- Three tackles (one solo) at Washington (Nov. 3)
- Two solo tackles and 2.0 tackles for loss in win over Oregon State (Nov. 10)

### As a Freshman (2017)

- Did not see action

### The Wade-Perry File

- Prepped at Pope John XXIII (N.J.) under head coach Brian Carlson
  - Varsity letters in football and basketball
- Consensus four-star recruit
- Nation's 128th-best recruit by ESPN, 199th by 247Sports, 204th by PrepStar
- Nation's 10th-best defensive tackle by ESPN, 12th by PrepStar, 14th by 247Sports
- New Jersey's second-best recruit by ESPN, fourth by 247Sports and PrepStar, 11th by Scout, 19th



by Rivals

- 65 tackles, seven sacks, four forced fumbles, one interception (returned for 40 yards) as a senior
- 50 tackles, four sacks, one forced fumble as a junior
- 28 tackles, three sacks in five games as a sophomore
- 40 tackles, four sacks as a freshman
- USA Football International Bowl U-19 selection
- Two-time all-state
- Four-time all-conference
- 2016 all-metro first team
- USA Football U-19 game selection
- Led team to pair of conference titles
- Born in Teaneck, N.J.
- Son of Douglas Perry and Antoinette Wade
- One brother, Douglas
- Enjoys fishing and playing chess

TACKLES	G	UA	A	TOTAL	TFL	PD	FF	FR	BLK	QBH
2018	12	5	8	13	2.0	0	0	0	0	1
TOTAL	12	5	8	13	2.0	0	0	0	0	1



## #5 • Connor Wedington

Wide Receiver  
6-0 • 200 • Junior  
Lake Tapps, Wash. • Sumner

### As a Junior (2019)

- AFCA Good Works Team nominee

### As a Sophomore (2018)

- Played in four games and started one
- Injured in season opener, missed a total of nine games
- Finished with nine receptions for 65 yards and two punt returns for 18 yards
- Made one catch and returned two punts for 18 yards before injury against San Diego State (Aug. 31)
- Three catches for 30 yards at Washington (Nov. 3)
- Three catches for 22 yards in win over Oregon State (Nov. 10)
- Two catches for 11 yards in win over Cal (Dec. 1)

### As a Freshman (2017)

- 13 games played
- 306 all-purpose yards
- Three rushes for 57 yards
- 31 receptions for 243 yards
- Team-high six catches for 82 yards in collegiate debut vs. Rice
- Three catches for 29 yards at USC
- Two catches for nine yards, 43-yard rush vs. UCLA
- Two catches for five yards vs. Arizona State
- Two catches for 26 yards vs. Oregon
- Three catches for seven yards at Oregon State
- Three catches for seven yards at Washington State
- Two catches for eight yards vs. Washington
- Two catches for nine yards, and five rushing yards vs. USC (Pac-12 Championship Game)
- Three catches for 41 yards vs. TCU (Alamo Bowl)

### The Wedington File

- Prepped at Sumner (Wash.) under head coach Keith Ross
  - Varsity letters in football and track
- Consensus four-star recruit
- Nation's 77th-best recruit by Scout, 155th by Rivals
- Nation's fourth-best athlete by Scout, 10th by Rivals, 12th by 247Sports
- Nation's 30th-best running back by PrepStar, 40th by ESPN
- Washington's third-best recruit by Scout and Rivals, fifth by 247Sports, sixth by ESPN and PrepStar
- School-record 4,035 career rushing yards
- School-record 69 career touchdowns
- 1,522 rushing yards (11.4 yards/carry), 2,140 all-purpose yards, 25 touchdowns and 23 tackles as a senior

- 1,713 rushing yards (9.8 yards/carry), 2,366 all-purpose yards, 26 touchdowns and five interceptions as a junior
- 1,330 rushing yards (7.7 yards/carry) and 17 touchdowns as a sophomore
- 2017 Polynesian Bowl Offensive MVP
- 2016 The News Tribune Player of the Year
- 2016 Ford Sports Performance Player of the Year
- Two-time all-state
- Two-time all-area
- Two-time league MVP
- Three-time all-league first team
- Two-time team captain
- Led team to two league titles
- Born in Tacoma, Wash.
- Full name is Connor Bryce Wedington
- Son of Donovan Wedington and Jenny Carter
- Three siblings: Triston, Payton and Baylee
  - Brother, Triston, played football at Central Washington
- Cousin, Jordan Greene, played baseball at Clemson
- Honor Society
- Watkins Award finalist
- Enjoys snowboarding, wakeboarding and swimming

RECEIVING	G	REC	YARDS	TD	LONG	REC/G	AVG/C	AVG/G
2017	13	31	243	0	33	2.4	7.8	18.7
2018	4	9	65	0	15	2.2	7.2	16.2
TOTAL	17	40	308	0	33	2.4	7.7	18.1

TOTAL OFFENSE	G	RUSH	PASS	TOTAL	AVG/G
2017	13	57	0	57	4.4
2018	4	0	0	0	0.0
TOTAL	17	57	0	57	3.4

ALL PURPOSE	G	RUSH	RCV	PR	KR	IR	TOTAL	AVG/G
2017	13	57	243	6	0	0	306	23.5
2018	4	0	65	18	0	0	83	20.8
TOTAL	17	57	308	24	0	0	389	22.9



## #10 • Jack West

Quarterback  
6-4 • 212 • Sophomore  
Saraland, Ala. • Saraland

### As a Freshman (2018)

- Played in two games -- eligible to retain year of eligibility via NCAA redshirt rules
- Finished 1-for-5 with four passing yards and two rushing yards
- Made collegiate debut and threw one pass (0-for-1) in win over UC Davis (Sept. 15)
- First career completion for four yards on 1-for-4 passing, and two yards rushing in win over Oregon State (Nov. 10)

### The West File

- Prepped at Saraland (Ala.) under head coach Jeff Kelly
  - Four varsity letters in football
- Four-star recruit by ESPN and PrepStar
- Nation's 96th-best recruit by PrepStar, 100th by ESPN
- Nation's fifth-best pocket passer by PrepStar, seventh by ESPN
- Nation's 12th-best pro-style quarterback by 247Sports, 16th by Rivals
- Alabama's second-best overall recruit by ESPN and PrepStar, 12th by 247Sports, 19th by Rivals
- 4,879 passing yards and 56 touchdowns during prep career
- 1,907 yards passing and 22 touchdowns as a senior
- 1,225 yards passing and 15 touchdowns as a junior
- 1,575 yards passing and 16 touchdowns as a sophomore
- WKRG Player of the Year
- 2018 Under Armour All America
- 2017 Crichton Optimist Club Scholar-Athlete of the Year
- Alabama/Mississippi All-Star



- Born in Montgomery, Ala.
- Full name is Jack Mason West
- Son of Ann and Dr. Jason West
- One sibling, Mechaley
- National Honor Society
- Montgomery Rotary Club Service Above Self Award
- Guitarist



**#57 • Michael Williams**  
 Defensive Tackle  
 6-2 • 290 • Senior  
 Fort Worth, Texas • All Saints' Episcopal

**As a Junior (2018)**

- Played and started all 13 games
- Led Stanford defensive linemen with 42 tackles (23 solo)
- Finished with 2.0 tackles for loss and one sack
- Three tackles (two solo) in win over San Diego State (Aug. 31)
- Four tackles (one solo) in win over USC (Sept. 8)
- Three tackles (one solo), one tackle for loss and two hurries in win over UC Davis (Sept. 15)
- Six tackles (three solo) in overtime win at No. 20 Oregon (Sept. 22)
- Three tackles (all solo) at Notre Dame (Sept. 29)
- Six tackles (four solo) vs. Utah (Oct. 6)
- Three tackles (two solo) at Washington (Nov. 3)
- Three tackles (two solo) in win at UCLA (Nov. 10)
- Solo tackle, first career sack in win at Cal (Dec. 1)
- Two solo tackles in Sun Bowl win over Pitt (Dec. 31)

**As a Sophomore (2017)**

- 13 games played
- Six tackles
- Two tackles at USC
- One tackle vs. Arizona State
- Two tackles vs. Oregon
- One tackle vs. USC (Pac-12 Championship Game)

**As a Freshman (2016)**


- Did not see action

**The Williams File**

- Played at All Saints' Episcopal (Texas) under head coach Aaron Beck
  - Varsity letters in football (4) and basketball (2)
- Four-star recruit by Scout, ESPN and PrepStar
- Nation's 17th-best defensive tackle by PrepStar, 25th by Scout, 28th by ESPN, 32nd by 247Sports
- Texas' 23rd-best recruit by PrepStar, 38th by Scout
- Invited to 2016 U.S. Army All-American Bowl
- Invited to 2016 Semper Fidelis All-American Game
- 2015 all-Southwest Preparatory Conference first team
- 64 tackles, 4.5 sacks as a senior
- Led team to three state titles
- Led team to three conference titles
- Full name is Michael Ray Williams III
- Born in Fort Worth, Texas
- Son of Michael Williams and Tanisha Robertson
- Two siblings, Mickaela and Major
- Cousin, Christopher Douglas, played football at Rice
- Majoring in psychology

TACKLES	G	UA	A	TOTAL	TFL	PD	FF	FR	BLK	QBH
2017	13	0	6	6	0.0	0	0	0	0	0
2018	13	23	19	42	2.0	0	0	0	0	4
TOTAL	26	23	25	48	2.0	0	0	0	0	4

SACKS	G	UA	A	TOTAL	YARDS
2017	13	0	0	0.0	0
2018	13	1	0	1.0	3
TOTAL	26	1	0	1.0	3



**#9 • Noah Williams**  
 Free Safety  
 6-0 • 195 • Junior  
 Phoenix, Ariz. • Brophy

**As a Sophomore (2018)**

- Received scholarship in week leading up to game against UC Davis (Sept. 15)
- Pac-12 All-Academic first team
- Played in 12 games
- Finished with three tackles (one solo), one pass breakup and a forced fumble
- Made collegiate debut in season opener vs. San Diego State (Aug. 31)
- Three tackles (one solo), forced fumble in final minute of overtime win at Oregon (Sept. 22)
- One pass breakup in win over Oregon State (Nov. 10)

**As a Freshman (2017)**

- Did not see action

**The Williams File**

- Prepped at Brophy (Ariz.) under head coach Scooter Molander
  - Varsity letters in football and track
- 47 tackles, one interception, three blocked kicks in 10 games as a senior
- 27 tackles in six games as a junior
- 2016 all-region honorable mention
- Football and track team captain
- Brophy College Prep Scholar Athlete Award
- National Honor Society
- AP Scholar with Honor
- National Merit Commended Scholar
- National Football Foundation Scholar Athlete Award
- National Alliance of African American Athletes Scholar Athlete
- Born in Taunton, Massachusetts
- Son of Noel and Maria Williams
- Father played football at St. Lawrence
- Brother, Isaiah, swam at St. Louis
- Enjoys hiking, photography and yoga
- State champion swimmer at age 12

TACKLES	G	UA	A	TOTAL	TFL	PD	FF	FR	BLK	QBH
2018	12	1	2	3	0.0	1	1	0	0	0
TOTAL	12	1	2	3	0.0	1	1	0	0	0



**#21 • Kendall Williamson**  
 Strong Safety  
 6-1 • 201 • Sophomore  
 Snellville, Ga. • Brookwood

**As a Freshman (2018)**

- Played in 10 games and started one
- Finished with 16 tackles (14 solo), 2.0 tackles for loss and two pass breakups
- Made collegiate debut in win at No. 20 Oregon (Sept. 22)
- First career tackle (solo) at Washington (Nov. 3)
- One tackle and one pass breakup in win over Oregon State (Nov. 10)
- Led team with season-high seven tackles (all solo) and 2.0 tackles for loss, and one pass breakup in win at UCLA (Nov. 24)
- Three solo tackles and one pass breakup in win at Cal (Dec. 1)
- Four tackles (three solo) in Sun Bowl win over Pitt (Dec. 31)





**The Williamson File**

- Prepped at Brookwood (Ga.) under head coach Phillips Jones
  - Varsity letters in football and track
- Four-star recruit by Rivals, 247Sports and PrepStar
- Nation's 261st-best recruit by PrepStar, 342nd by 247Sports
- Nation's 26th-best cornerback by PrepStar, 32nd by 247Sports, 34th by Rivals, 89th by ESPN
- Georgia's 25th-best recruit by PrepStar, 31st by 247Sports, 35th by Rivals, 105th by ESPN
- 94 tackles, four interceptions (two returned for touchdowns), six pass breakups as a senior
- Team captain
- 2017 Georgia Sports Writers Association all-state second team
- 2017 Gwinnett Daily Post all-county first team
- Three-time Brookwood Scholar Athlete
- 2017 all-county second team
- 2017 all-region first team
- 2016 all-state academic
- Led team to 2017 regional title
- Son of Bethel and Ursula Williamson
- Full name is Kendall Tyler Williamson
- One brother, Chris
  - Chris played football at Florida and Minnesota
- Georgia Certificate of Merit Scholar
- Two-time Brookwood High School Scholar Athlete
- 4.0 grade-point average

TACKLES	G	UA	A	TOTAL	TFL	PD	FF	FR	BLK	QBH
2018	10	14	2	16	2.0	2	0	0	0	0
TOTAL	10	14	2	16	2.0	2	0	0	0	0



**#4 • Michael Wilson**  
 Wide Receiver  
 6-2 • 210 • Sophomore  
 Simi Valley, Calif. • Chaminade

**As a Freshman (2018)**

- Played in all 13 games and started two
- Finished with 14 receptions for 126 yards and one touchdown
  - Also returned eight punts for 65 yards (8.1 yards/return), and rushed twice for nine yards
- Had at least one catch in nine games, including each of the last eight
- Made collegiate debut in season opener against San Diego State (Aug. 31)
- First career reception for one yard, two punt returns for 37 yards in win over UC Davis (Sept. 15)
- Season-high four catches for 41 yards in win at UCLA (Nov. 24)
- One catch, 26-yard touchdown vs. Utah (Oct. 6)
- Two catches for 26 yards in win over Oregon State (Nov. 10)
- One catch for five yards, and two punt returns for 23 yards at Cal (Dec. 1)
- Two catches for six yards and one carry for nine yards in Sun Bowl win over Pitt (Dec. 31)

**The Wilson File**

- Prepped at Chaminade (Calif.) under head coach Ed Croson
  - Varsity letters in basketball and football
- Four-star recruit by Rivals, ESPN, 247Sports and PrepStar
- Nation's 210th-best recruit by PrepStar, 219th by ESPN, 238th by 247Sports
- Nation's 34th-best wide receiver by ESPN, 36th by PrepStar, 40th by 247Sports, 47th by Rivals
- California's 27th-best overall recruit by ESPN, 31st by PrepStar, 34th by 247Sports, 42nd by Rivals
- 56 receptions for 1,157 yards and 12 touchdowns as a senior
- 70 receptions for 1,280 yards and 12 touchdowns as a junior
- 36 receptions for 463 yards and four touchdowns as a sophomore
- 2018 Polynesian Bowl participant
- 2017 Mission League MVP
- 2017 Chaminade football MVP
- 2016 all-state wide receiver
- Two-time first-team all-league (2016, 2017)
- Led section in receiving yards in 2016
- School's all-time leading receiver (2,900 yards)
- Two-time Chaminade Male Athlete of the Year
- 2016 Chaminade Football Offensive Player of the Year
- Two-time all-section

- Led team to 2017 Mission League title
- Full name is Michael George Wilson
- Son of Ngaire and Orville Wilson
- Three siblings -- Davon, Marcus and Miles
- Aunt, Maureen Jacobson, played soccer for the New Zealand World Cup team
  - First women's player inducted into the Wellington Football Hall of Fame
- Uncle, Craighton McFarlane, played football at Prairie View A&M
- Cousin, Craighton Rafael McFarlane, ran track at Sacramento State

RECEIVING	G	REC	YARDS	TD	LONG	REC/G	AVG/C	AVG/G
2018	13	14	126	1	26	1.1	9.0	9.7
TOTAL	13	14	126	1	26	1.1	9.0	9.7



**#25 • Justus Woods**  
 Running Back  
 6-1 • 209 • Sophomore  
 Weddington, N.C. • Charlotte Christian

**As a Freshman (2018)**

- Played in two games -- eligible to retain year of eligibility via NCAA redshirt rules
- Finished with four carries for 15 yards
- One carry for three yards in collegiate debut vs. UC Davis (Sept. 15)
- Three carries for 12 yards in win over Oregon State (Nov. 10)

**The Woods File**

- Prepped at Charlotte Christian (N.C.) under head coach Jason Estep
  - Varsity letters in football and track
- Four-star recruit by PrepStar
- Nation's 315th-best recruit by PrepStar
- Nation's 15th-best all-purpose running back by Rivals
- Nation's 21st-best running back by PrepStar, 68th by 247Sports, 84th by ESPN
- North Carolina's 16th-best recruit by PrepStar, 21st by Rivals, 34th by 247Sports, 42nd by ESPN
- 176 carries for 1,279 rushing yards (7.3 yards/rush) and 20 rushing touchdowns as a senior
- 22 receptions, 305 receiving yards and four receiving touchdowns as a senior
- Set single-season school touchdown record (24)
- 2017 Big 22 Player to Watch
- 2017 all-state second team
- Two-time all-conference
- Led team to two state titles
- Led team to three conference titles
- Born in Hackensack, N.J.
- Full name is Justus Brandon Woods
- Son of Belinda and Dion Woods
- One sibling, Brittney
- Great aunt was jazz singer Ella Fitzgerald
- Uncle, Christopher Williams, is a recording artist
- National Honor Society
- Suffered from severe asthma as a child
- Enjoys cooking, traveling and archery

RUSHING	G	ATT	YARDS	TD	LONG	AVG/C	AVG/G
2018	2	4	15	0	5	3.8	7.5
TOTAL	2	4	15	0	5	3.8	7.5



# DAVID SHAW

**BRADFORD M. FREEMAN DIRECTOR OF FOOTBALL  
NINTH SEASON**

**13TH YEAR AT STANFORD (25TH SEASON OVERALL)**

**Honors and Awards**

- 2017 Bobby Dodd Coach of the Year
- 2017 Pac-12 Conference Coach of the Year
- 2015 Pac-12 Conference Coach of the Year
- 2015 AFCA Regional Coach of the Year
- 2015 Eddie Robinson Coach of the Year Award finalist
- 2015 Paul "Bear" Bryant Coach of the Year finalist
- 2013 AFCA Regional Coach of the Year
- 2013 Eddie Robinson Coach of the Year Award finalist
- 2013 Paul "Bear" Bryant Coach of the Year finalist
- 2012 Pac-12 Conference Coach of the Year
- 2012 Paul "Bear" Bryant Coach of the Year finalist
- 2011 Pac-12 Conference Coach of the Year
- 2011 AFCA Regional Coach of the Year
- 2011 Paul "Bear" Bryant Coach of the Year finalist

**Since Shaw took over Stanford in 2011...**

- 82 wins (tied for sixth nationally)
- .759 winning pct. (seventh nationally)
- .846 home winning pct. (ninth nationally)
- 25 wins against AP-ranked opponents (tied for fourth nationally)
- .610 winning pct. against AP-ranked opponents (tied for fifth nationally)
- 55 conference wins (most of any Pac-12 program, fifth nationally)
- .764 conference winning pct. (best of any Pac-12 program)

The 2019 season marks David Shaw's ninth as Stanford's Bradford M. Freeman Director of Football.

A 1995 Stanford graduate who is the fifth alum to hold the position of head football coach, Shaw is the 34th head coach in Stanford history and the winningest coach in program history.

Shaw enters the 2019 season with an 82-26 (.759) career record, including 55-17 (.764) in Pac-12 play. He has led the Cardinal to three Pac-12 titles and a pair of Rose Bowl wins in three trips to The Granddaddy of Them All.

Under Shaw, Stanford's 82 victories since 2011 marks the winningest stretch in program history. Stanford has won at least 11 games four times under Shaw, and has appeared in a bowl game in each of his first eight seasons, extending the longest bowl streak in school history (10 straight).

Shaw was named recipient of the Dodd Trophy following the 2017 season. It was Stanford's third all-time national coach of the year award, following Chuck Taylor (1951) and Clark Shaughnessy (1940) winning the AFCA Coach of the Year Award. The Dodd Trophy, college football's most coveted coaching award, honors the head football coach whose program embodies the award's three pillars of scholarship, leadership and integrity, while also having success on the playing field throughout the season.

The 2017 Pac-12 Coach of the Year's involvement reaches far beyond the football field. In the classroom, his student-athletes maintain a high level of academic excellence, including seven Academic All-Americans in his first eight seasons.

Five Cardinal were selected in the 2019 NFL Draft, highlighted by JJ Arcega-Whiteside's second round selection to the Philadelphia Eagles. Inside linebacker Bobby Okereke was selected in the third round by the Indianapolis Colts, running back Bryce Love in the fourth round by the Washington Redskins, punter Jake Bailey in the fifth round by the New England Patriots and tight end Kaden Smith in the sixth round by the San Francisco 49ers. Seven other Cardinal were given NFL opportunities following the draft, including five who signed as undrafted free agents. Last season, Shaw led Stanford to its 10th straight bowl game, extending the longest active streak in the Pac-12. The Cardinal defeated Pitt in the 2018 Sun Bowl for its fifth bowl game victory in eight seasons under Shaw. Quarterback K.J. Costello finished with the second-most passing yards and third-most touchdowns in a season in school history, while wideout JJ Arcega-Whiteside tied a 41-year-old school record with 14 receiving touchdowns.

A season prior, Stanford did most of its damage on the ground as its 5.9 rushing yards/attempt ranked first in program history, and its 2,833 rushing yards ranked fourth. Love set the school's single-season (2,118) and single-

game (301) rushing records while being named the 2017 Doak Walker Award winner. Love, also the Lombardi Award winner and Heisman Trophy runner-up, set Stanford's career records for yards/rush (7.76) and consecutive 100-yard rushing games (9). The unanimous All-American combined with Cameron Scarlett to form the top rushing tandem in program history.

Love was the Pac-12 Offensive Player of the Year and winner of the Touchdown Club of Columbus Jim Brown Award. He ranked first among Power 5 conference running backs in over a dozen categories, including FBS records for 50-yard rushes (13), consecutive games with a 30-yard rush (13) and consecutive games with a 50-yard rush (11).

Four Cardinal student-athletes were selected in the 2018 NFL Draft -- Justin Reid (third round - Houston), Harrison Phillips (third round - Buffalo), Dalton Schultz (fourth round - Dallas) and Peter Kalambayi (sixth round - Houston).

Shaw led the Cardinal to the 2016 Sun Bowl where the 25-23 win over the Tar Heels marked the fourth bowl victory for Shaw, the most in program history, to cap a 10-3 season in which the Cardinal ranked 12th in the final AP and USA Today polls. Stanford notched its sixth 10-win season this decade, at the time trailing only Alabama. The Cardinal also won at least 10 games for the fifth time in six seasons under Shaw. From 1891-2010, the program recorded four 10-win seasons.

In 2016, Stanford ranked eighth nationally in defensive touchdowns (4), 12th in winning percentage (.769), 17th in time of possession (32:46), 22nd in team sacks (2.85), 18th in scoring defense (20.4) and 25th in team passing efficiency defense (117.8). All-America running back Christian McCaffrey ranked first in all-purpose yards per game (211.6), fourth in rushing yards (145.7) and 20th in rushing yards per carry (6.34). Conrad Ukropina ranked fifth in field goals per game (1.83). Dallas Lloyd ranked 13th in total interceptions (5) and 18th in interceptions per game (0.4). Jake Bailey ranked 24th in punting (43.5).

The Cardinal set single-season school records for top rushing tandem (2,386 - McCaffrey and Bryce Love), and, at the time, the individual single-game school record for rushing yards (284 - McCaffrey at Cal).

Stanford had two top-10 NFL Draft picks for only the fifth time, following the 2016 season. Solomon Thomas was the third overall pick by the San Francisco 49ers, and was the highest drafted defensive player in program history. Thomas also won the Pac-12's Morris Trophy, given to the league's top lineman. McCaffrey, the CoSIDA Academic All-American of the Year, was selected by the Carolina Panthers with the eighth overall pick. He was Stanford's highest running back draft pick since 1982.

Following the 2015 season, Stanford became the only school ever ranked in the top four by U.S. News and World Report (4th) and the Associated Press (3rd) in the same year.

Stanford was 12-2 overall and 8-1 in Pac-12 play in 2015, going on to win the Pac-12 and Rose Bowl crowns. The Cardinal toppled five ranked opponents, including top-10 foes in No. 6 USC, No. 4 Notre Dame and No. 6 Iowa. Stanford was one of four teams in 2015 to record five or more wins over AP Top 25 opponents and one of four teams with three or more wins over AP Top 10 foes. Even more, the Cardinal was one of four teams with wins over AP Top 10 opponents each season from 2012-15.

McCaffrey was named AP Player of the Year and won the Paul Hornung Award and Johnny "Jet" Rodgers Award. McCaffrey, also a Heisman Trophy finalist, set the NCAA record for all-purpose yards (3,864) and earned Academic All-America honors. McCaffrey earned consensus All-America first team nods and Outland Trophy winner Joshua Garnett received unanimous All-America distinction. Blake Martinez and Austin Hooper were named All-America third-teamers. Fifteen Cardinal were lauded with All-Pac-12 honors and 22 received All-Pac-12 academic distinction.

McCaffrey posted the top four FBS individual all-purpose single-game performances in 2015 and his 461 all-purpose yards vs. USC in the Pac-12 Championship Game was fifth-most in FBS history. He owned three of the top five 100-yard receiving and rushing games by an FBS player and

## THE SHAW FILE

### PERSONAL

Hometown ..... SAN DIEGO, CALIF.  
College ..... STANFORD (1994)  
Wife ..... KORI  
Children .....KEEGAN, CARTER, GAVIN

### SHAW YEAR-BY-YEAR

#### AS HEAD COACH

YEAR	OVERALL	PAC-12 (FINISH)	POSTSEASON
2018	9-4	6-3 (3RD NORTH)	SUN (W)
2017	9-5	7-2 (T-1ST NORTH)	ALAMO (L)
			PAC-12 CHAMP (L)
2016	10-3	6-3 (3RD NORTH)	SUN (W)
2015	12-2	8-1 (1ST NORTH)	ROSE (W)
			PAC-12 CHAMP (W)
2014	8-5	5-4 (2ND NORTH)	FOSTER FARMS (W)
2013	11-3	7-2 (T-1ST NORTH)	ROSE (L)
			PAC-12 CHAMP (W)
2012	12-2	8-1 (T-1ST NORTH)	ROSE (W)
			PAC-12 CHAMP (W)
2011	11-2	8-1 (T-1ST NORTH)	FIESTA (L)

**CAREER RECORD (8 seasons) ..... 82-26 (.759)**  
**CONFERENCE RECORD ..... 55-17 (.764)**  
**BOWL RECORD ..... 5-3 (.625)**  
**PAC-12 CHAMPIONSHIPS GAME RECORD ..... 3-1 (.750)**

#### AS ASSISTANT COACH

YEAR	SCHOOL	POSITION
2010	STANFORD	OFFENSIVE COORDINATOR/RB
2007-09	STANFORD	OFFENSIVE COORDINATOR/WR
2006	SAN DIEGO	PASS GAME COORDINATOR/WR
2005	BALTIMORE RAVENS	WR
2002-04	BALTIMORE RAVENS	QB/WR
2001	OAKLAND RAIDERS	QB
1998-00	OAKLAND RAIDERS	QUALITY CONTROL
1997	PHILADELPHIA EAGLES	QUALITY CONTROL
1996	WESTERN WASHINGTON	TIGHT ENDS
1995	WESTERN WASHINGTON	OUTSIDE LINEBACKERS







became the only FBS player ever with 200 rushing, 100 receiving and 100 kickoff return yards vs. USC.

For the third time in his first five seasons, Shaw was named Pac-12 Coach of the Year and McCaffrey earned Pac-12 Offensive Player of the Year honors. Shaw was the AFCA Regional Coach of the Year and a finalist for the Eddie Robinson Coach of the Year Award and Paul "Bear" Bryant Coach of the Year.

Five Cardinal heard their names called during the draft: Garnett (first round - San Francisco 49ers), Hooper (third round - Atlanta Falcons), Martinez (fourth round - Green Bay Packers), Kevin Hogan (fifth round - Kansas City Chiefs) and Kyle Murphy (sixth round - Green Bay Packers).

Shaw was instrumental in the maturation of Hogan during his Cardinal career. Hogan appeared in more than 50 contests and posted a school-best 36-10 record as a starter. He ranked first in career total offense (10,634), second in completion percentage (.659) and passing efficiency (154.6), and third in passing yards (9,385) and passing touchdowns (75). His 171.0 passing efficiency clip in 2015 was the best single-season mark ever by a Cardinal signal caller. Hogan also set school records for career rushing yards (1,249) and touchdowns (15) by a quarterback.

Stanford's West Coast offense led the nation with 13 consecutive games scoring at least 30 points. Stanford also led the nation in time of possession in 2015 (34:48), the seventh-best clip in the previous 20 years. The Cardinal was the only team with two top-10 single-season time of possession rankings over the past 20 years.

Stanford amassed a school-record 3,131 rushing yards on 610 attempts in 2015, the most ever by a Cardinal program. The offensive unit's 529 points ranked second-most in a season and its 33 rushing touchdowns, 223.7 rushing yards/game, 30 passing touchdowns, 37.8 points/game and 6,097 total yards of offense ranked third.

With a win in the 2014 Foster Farms Bowl, Shaw became the first Stanford head coach with at least eight wins in each of his first four seasons.

While facing six nationally ranked opponents in 2014, including four on the road, the Cardinal defensive unit helped Stanford rank second nationally in scoring defense (16.4 points/game), third in total defense (282.4 yards/game), seventh in rushing defense (104.5 yards/game) and eighth in passing defense (177.9 yards/game). The Cardinal joined Penn State and Clemson as the only three teams to finish in the top-10 nationally in all four categories. The team was also among the best nationally in getting to the quarterback, ranking sixth with 46 sacks. Stanford also led the nation in punt return average and strong safety Jordan Richards garnered the 2014 National Football Foundation's Scholar-Athlete Award.

In 2013, Shaw led Stanford to a second straight Pac-12 title and the program's 14th trip to the Rose Bowl. Stanford became the only team to earn four consecutive BCS bowl bids during the Bowl Championship Series era.

After leading the team to a landmark 2013 regular season, Shaw received AFCA Regional Coach of the Year honors and was named a finalist for the Eddie Robinson Award and Paul "Bear" Bryant Coach of the Year.

Under Shaw's tutelage in 2013, Stanford was one of 13 FBS football schools and the only Pac-12 football program to earn a Division I Academic Progress Rate Public Recognition Award for posting multi-year APR scores in the top 10 percent of all squads.

Stanford defeated five nationally-ranked opponents at home in 2013 while winning 11 games despite playing the fifth-toughest schedule nationally in the Sagarin ratings. Stanford was among just three schools (Alabama and Oregon) with 10 or more wins in each season from 2010-13.

Stanford finished the 2013 campaign ranked fifth in the BCS standings, the fourth straight top 10 BCS ranking for the Cardinal. The team ranked sixth in the final 2012 BCS standings, following back-to-back No. 4 rankings at the end of the 2010 and 2011 seasons.

The 2013 team ranked among the nation's best in kickoff return average (1st), rushing defense (3rd), tackles for loss allowed (4th), sacks (7th), scoring defense (10th), kickoff coverage (10th), total defense (14th), sacks allowed (16th), red zone offense (16th), passing efficiency (17th) and red zone defense (19th).

Stanford had six players receive All-Pac-12 first-team honors with 19 all-conference selections in 2013. There were also eight different national awards that listed Stanford players as semifinalists and finalists. There were 25 players chosen to the Pac-12 All-Academic team and four were placed on the Capital One Academic All-District list, including Jordan Richards who was a second team All-America selection.

For the fifth straight year, Stanford had three or more players selected in the NFL Draft when Trent Murphy (second round - Washington), Cameron

Fleming (fourth round - New England), David Yankey (fifth round - Minnesota), Ed Reynolds (fifth round - Philadelphia), Tyler Gaffney (sixth round - Carolina) and Ben Gardner (seventh round - Dallas) signed professional contracts after the 2013 season. The six draft picks in 2014 matched a program best.

Shaw guided the Cardinal to a 12-2 record in 2012 and its first Pac-12 championship in 13 years. The campaign culminated with Stanford's first Rose Bowl victory in over 40 years, a 20-14 win over Wisconsin.

Shaw was named the 2012 Pac-12 Conference Coach of the Year, becoming the second to earn the honor outright in consecutive seasons since the award's inception in 1975. Stanford became the first school to defeat programs ranked No. 1 (Oregon) and 2 (USC) in the AP poll during the regular season and the Cardinal closed its season with five straight wins over as many ranked opponents.

Stanford's historic defensive output in 2012 broke the single-season sacks record (57) and led the Pac-12 in scoring defense (17.21), total defense (336.21), rushing defense (97.0), sacks (4.07) and tackles for loss (9.00). The Cardinal ranked first nationally in sacks, second in tackles for loss, fifth in rushing defense and 11th in scoring defense.

Stanford became the first program to win both the AFCA Academic Achievement Award and a BCS bowl game in the same season.

Three Stanford players were selected in the 2013 draft -- Zach Ertz (second round - Philadelphia), Levine Toilolo (fourth round - Atlanta) and Stepan Taylor (fifth round - Arizona). Taylor, a Doak Walker Award semifinalist, set the Stanford record with 4,300 rushing yards and Ertz led Stanford pass catchers and all FBS tight ends in receiving yards (898) and total receptions (69), both school records for a tight end. Ertz was a John Mackey Award finalist and the seventh unanimous All-American in program history.

Stanford was one of five schools to have four or more players selected to the 2012 AP All-America teams, with Ertz earning the honor along with David Yankey (second team), Trent Murphy (third team) and Ed Reynolds (third team). Yankey was a consensus All-American.

In Shaw's first season as head coach, the 2011 edition of the Cardinal posted an 11-2 record and made its second consecutive BCS appearance, falling to Oklahoma State in the Fiesta Bowl. Shaw became just the ninth major college head coach in history to post 11 or more wins in his first season, and the first since Chris Peterson (13-0) of Boise State and Bret Bielema (12-1) of Wisconsin in 2006.

Shaw was named the 2011 Pac-12 Coach of the Year, becoming just the third in Stanford history to earn the award, following Bill Walsh (1977) and Tyrone Willingham (1995, 1999). He was named AFCA Regional Coach of the Year and a Paul "Bear" Bryant Coach of the Year finalist.

The Cardinal was ranked in the top 10 of both major polls for all 16 weeks of the season, peaking at No. 3 in the AP poll and No. 2 in the USA Today Coaches poll on Nov. 6.

Behind 2011 Heisman Trophy finalist Andrew Luck, Stanford averaged 43.2 points per game and established a school-record with 561 points. Stanford's 11 victories in 2011 came by an average of 27.4 points.

Stanford's 2011 defense was ranked first or second in the Pac-12 in six categories, including rushing defense (1st - 84.4), third-down conversion defense (1st - 31.1), scoring defense (2nd - 21.9), total defense (2nd - 337.6), sacks/game (2nd - 3.00) and opponent first downs (2nd - 17.5).

Luck was named Walter Camp Football Foundation National Player of the Year along with receiving the Maxwell Award as the nation's top player. He finished second in the balloting for the Heisman Trophy and was the Pac-12's Offensive Player of the Year for a second straight season.

Right guard David DeCastro was a unanimous All-America selection; left tackle Jonathan Martin landed spots on the Walter Camp and AFCA All-America squads; tight end Coby Fleener and outside linebacker Chase Thomas were named All-Americans by Sporting News.

In all, 21 players earned All-Pac-12 honors in 2011, including six first-teamers. Twelve earned Pac-12 All-Academic honors, including first-team selections Luck and Brent Etiz. Luck was also named the Capital One Academic All-American of the Year by the College Sports Information Directors of America.

Prior to his appointment as head coach, Shaw served as Stanford's offensive coordinator for four seasons, playing an instrumental role in the resurgence of the Cardinal program which established school scoring records in 2009 and 2010 before setting another scoring mark in his first year as head coach.

During Shaw's tenure as offensive coordinator, the Cardinal scored 40 or more points in 11 games from 2007-10.

Stanford's balanced offense amassed a school-record 6,142 yards during the 2010 season, averaging 213.8 on the ground and 258.7 yards through the air.

In addition, Shaw's play calling in the red zone helped Stanford convert on a national-best 88.6 percent of its scoring opportunities inside the 20-yard line.

Prior to Stanford, Shaw served as the wide receivers and passing game coordinator at the University of San Diego during the 2006 season, winning the Division I-AA Mid-Major national title and the Pioneer League championship with the nation's top offense.

The Toreros led all NCAA Division I-AA teams in passing offense (293.3 yards/game), total offense (494.25) and scoring offense (42.83). Quarterback Josh Johnson was one of four offensive All-Americans on the team and led all NCAA Division I-AA quarterbacks in passing efficiency (169.0 quarterback rating), touchdown passes (34), passing yards (3,320) and total offense (336.7).

Shaw's coaching resume also includes nine years of NFL experience with the Philadelphia Eagles (1997), Oakland Raiders (1998-2001) and Baltimore Ravens (2002-05).

Shaw's tenure in Baltimore included an AFC North title in 2003. Derrick Mason set a franchise record with 86 receptions for 1,073 yards under Shaw's tutelage in 2005. After three seasons of quality control with the Oakland Raiders from 1998-2000, Shaw moved into the role of quarterbacks coach in 2001 as the Raiders won a second straight AFC West title. Quarterback Rich Gannon made the Pro Bowl for the second straight season and was the game's MVP.

A four-year letterwinner at Stanford from 1991-94 as a receiver, Shaw was a member of Stanford's 1991 Aloha Bowl team coached by Dennis Green that finished the season 8-4 and was the third-highest scoring team in school history at the time. He was also on the Cardinal team that went 10-3 and won the 1993 Blockbuster Bowl under Bill Walsh. Shaw finished his Stanford career with 57 catches for 664 yards and five touchdowns.

He also competed in a varsity track meet and a varsity basketball game before graduating in 1995 with a bachelor's degree in sociology.

Shaw's father, Willie, had two coaching stints at Stanford (1974-76, 1989-91) during his 33-year coaching career, which also included time with the Detroit Lions, Kansas City Chiefs, Minnesota Vikings, New Orleans Saints, Oakland Raiders, San Diego Chargers and St. Louis Rams. Stanford announced in 2013 that its defensive coordinator position had been endowed by a gift from an anonymous donor, named in honor of Willie Shaw.

Shaw represents the Pac-12 on the AFCA Ethics Committee and is one of 18 individuals named to USA Football's Football Advisory Committee. He is a member of the NCAA Commission to Combat Campus Sexual Violence. In addition to his work with the commission, Shaw has been a leading advocate of the Set The Expectation program, aimed at working to end the culture of sexual assault and domestic violence among college and high school athletes. Stanford players became the first university in the country to sign the Set The Expectation student pledge, stating they would use their platforms to speak out against sexual assault and violence against women.

Born in San Diego, Shaw and his wife, Kori, are the parents of three children -- Keegan, Carter and Gavin.





# LANCE ANDERSON

**WILLIE SHAW DIRECTOR OF DEFENSE  
ASSOCIATE HEAD COACH (OUTSIDE LINEBACKERS)  
13TH SEASON AT STANFORD  
23RD SEASON OVERALL**

Lance Anderson is in his 13th season on the Stanford staff in 2019 and sixth as the Willie Shaw Director of Defense. He is in his 10th campaign working with the outside linebackers. Anderson previously worked with the defensive tackles from 2007-09.

Prior to the 2018 season, Anderson was promoted to associate head coach.

One of the architects of Stanford's vaunted defense, Anderson also has received considerable praise for his work as the program's liaison to the Stanford admissions office.

Anderson's players played key roles in guiding the Cardinal to three Rose Bowl appearances and three Pac-12 titles with one of the nation's top defensive units.

Anderson has continually produced NFL talent from the defensive side of the ball, most recently instructing two-time All-Pac-12 selection Bobby Okereke, who was drafted in the third round by the Indianapolis Colts in 2019, and two-time team captain Peter Kalambayi, who was selected by the Houston Texans in the sixth round of the 2018 NFL Draft. Okereke finished with 240 tackles (114 solo), 19.0 tackles for loss, 10.5 sacks and nine passes defended in 51 career games, while Kalambayi accounted for 190 tackles, 18.5 sacks and seven passes defended throughout his career.

Anderson also helped mentor defensive tackle Harrison Phillips, as the All-American was selected 96th overall by the Buffalo Bills in the third round of the 2018 NFL Draft. Phillips was the fifth Stanford defensive lineman in as many seasons to be drafted. Phillips led Stanford in tackles with 103, the most of any defensive lineman in the nation. Among those 103 tackles were a team-best 17 for loss and 7.5 sacks, as well as two forced fumbles. He was a second-team All-America choice by the Football Writers Association of America, and the Associated Press voted him third-team All-America.

Joining Phillips in the NFL ranks, All-American safety Justin Reid was a third-round NFL Draft selection by the Houston Texans, and a pivotal part of a Cardinal defense in 2017 that ranked 12th nationally in passes intercepted (18) and ninth in turnovers gained (28). Reid was one of three All-Pac-12 defensive backs in 2017, joining Quenton Meeks and Brandon Simmons.

Anderson held the controls during the breakout season of defensive lineman and All-American Solomon Thomas, the third overall pick in the 2017 NFL Draft. Thomas, who was selected by the San Francisco 49ers, was the highest drafted defensive player in program history. Thomas also won the Pac-12's Morris Trophy, given to the league's top lineman, and was one of seven Cardinal defenders to earn All-Pac-12 honors.

The 2016 team finished ranked 12th by both the Associated Press and USA Today after earning a 25-23 win over North Carolina in the Sun Bowl.

Stanford ranked among the Pac-12's best defensive units in 2015: second in third-down conversion percentage (.363), third in total defense (368.3), third in first-down defense (267), third in scoring defense (22.6) and fourth in rushing defense (139.9). That unit was spearheaded by inside linebacker Blake Martinez, a fourth-round draft choice of the Green Bay Packers. Martinez, Stanford's 11th defensive player taken in the NFL Draft since 2010, was selected to the AP All-America third team, USA Today All-America second team and All-Pac-12 first team as a senior in 2015. A semifinalist for the Butkus Award, Martinez also was named to the Rotary Lombardi Award, Nagurski Trophy and Bednarik Award watch lists, and was a quarterfinalist for the Lott IMPACT Trophy. As a senior, Martinez led the Pac-12 with 141 tackles (75 solo) -- ranking seventh nationally -- and averaged a conference-best 10.1 per contest. In 14 games, he collected 10 or more tackles nine times.

The secondary was anchored by All-Pac-12 second team defensive back Ronnie Harris in 2015 when the Cardinal posted the league's fifth-best passing efficiency defense (123.96) and third-best total defense (368.3). Stanford's secondary allowed only 6.76 yards/pass attempt while picking off eight balls, led by Quenton Meeks' team-best three interceptions. Meeks added a pick-six in the Rose Bowl Game win over Iowa. The Cardinal tied for fifth in the Pac-12 in pass breakups (51).

While facing six ranked opponents in 2014, including four on the road, Anderson helped Stanford rank second nationally in scoring defense (16.4 points/game), third in total defense (282.4 yards/game), seventh in rushing defense (104.5 yards/game) and eighth in passing defense (177.9 yards/game). The Cardinal joined Penn State and Clemson as the only three to finish in the top-10 nationally in all four categories. The team was also among the best nationally in getting to the quarterback, ranking sixth with 46 sacks.

Strong safety Jordan Richards was awarded the 2014 National Football Foundation's Scholar-Athlete Award. Richards was also a first team All-Pac-12 selection and finished his career with 233 tackles, nine interceptions and five forced fumbles.

While facing seven nationally-ranked opponents in 2013, Anderson helped Stanford rank third in the NCAA in rushing defense (89.4 yards/game), 10th in scoring defense (19.0 points/game) and 16th in total defense (343.1 yards/game). The Cardinal was one of only five teams to allow fewer than 100 rushing yards/game. The team was also among the best nationally in producing stops for negative yardage, ranking fifth with 44 sacks and seventh with 109 tackles for loss.

Linebacker Trent Murphy led the nation with 15 sacks and was a semifinalist for the Lombardi Award and Chuck Bednarik Award. Murphy was also a first team All-Pac-12 selection and finished his career as the NCAA's active leader in sacks with 32.5.

Anderson's work on the admissions front has been noteworthy. Stanford earned consecutive Academic Achievement Awards in 2015-16 from the American Football Coaches Association after posting a 100 percent graduation rate.

The 2012 defensive unit paved the way to a historic defensive output, breaking Stanford's single-season sacks record (57). The Cardinal went on to win the Pac-12 title and claimed its first Rose Bowl crown in over 40 years.

In 2011, outside linebacker Chase Thomas earned Sporting News All-America honors after leading the conference in tackles for loss and ranked second in sacks.

As Stanford's recruiting coordinator from 2007-11, Anderson played an instrumental role in landing four consecutive nationally acclaimed recruiting classes that were ranked in the top-25 by various scouting services.

Anderson came to Stanford from San Diego in 2007 after spending two seasons working with the Toreros under former Stanford head coach Jim Harbaugh.

Prior to joining Harbaugh in San Diego, Anderson had coached at Utah State, Saint Mary's, Bucknell and Idaho State.

In 1999, Anderson coached running backs for one season for the Mobile Admirals of the Regional Football League.

A native of Rupert, Idaho, Anderson began his coaching career in 1997 at his alma mater, Idaho State, where he spent two seasons.

He was a three-sport athlete at Idaho's Minico High School, participating in football, baseball and track. After serving a church mission, Anderson was a walk-on at Idaho State where he played linebacker in 1993 and 1994.

Anderson earned a bachelor's degree from Idaho State in 1996.

Lance and his wife, Sherri, reside in Menlo Park with their three children, Aubrey, Jaren and Braden.

## THE ANDERSON FILE

### PERSONAL

HOMETOWN.....RUPERT, IDAHO  
COLLEGE.....IDAHO STATE (1996)  
WIFE.....SHERRI  
CHILDREN.....AUBREY, JAREN, BRADEN

### ANDERSON YEAR-BY-YEAR

#### AS ASSISTANT COACH

YEAR	SCHOOL	POSITION
2018-PR.....	STANFORD	ASSOCIATE HEAD COACH
		DEFENSIVE COORDINATOR/OLB
2014-17.....	STANFORD	DEFENSIVE COORDINATOR/OLB
2010-13.....	STANFORD	RECRUITING COORDINATOR/OLB
2007-09.....	STANFORD	RECRUITING COORDINATOR/DT
2005-06.....	SAN DIEGO	RECRUITING COORDINATOR/DL
2004.....	UTAH STATE	OLB
2003.....	ST. MARY'S	CO-DEFENSIVE COORDINATOR/DL
2001-02.....	BUCKNELL	RECRUITING COORDINATOR/DL
1999.....	BUCKNELL	TE/ASST OL
1999.....	MOBILE ADMIRALS	RB
1998.....	IDAHO STATE	TE/ASST OL
1997.....	IDAHO STATE	RB





# TAVITA PRITCHARD

**ANDREW LUCK DIRECTOR OF OFFENSE**  
**KEVIN M. HOGAN QUARTERBACKS COACH**  
**10TH SEASON AT STANFORD**  
**10TH SEASON OVERALL**

Former Stanford quarterback Tavita Pritchard is Stanford's Andrew Luck Director of Offense and Kevin M. Hogan Quarterbacks Coach. The 2019 season is his 10th on the Cardinal coaching staff, second as the Andrew Luck Director of Offense and sixth as the Kevin M. Hogan Quarterbacks Coach.

In 2013, his first season as an assistant coach, Pritchard worked with the running backs. He was also a defensive assistant for two years after serving as a volunteer assistant in 2010.

A former Cardinal quarterback, Pritchard has helped produce a Heisman trophy finalist and four NFL draft picks in his first two seasons at the helm of the Stanford offense. Running back Bryce Love was a unanimous All-American and finished second in the Heisman voting as a junior in 2017, and in 2018, wide out JJ Arcega-Whiteside was third in the nation and tied a school record with 14 touchdown receptions in addition to the fifth-most receiving yards (1,059) in a season in school history. Both earned multiple all-conference honors and were selected in the 2019 NFL Draft.

Last season, under Pritchard's tutelage, K.J. Costello led a lethal passing attack that ranked second in the Pac-12 Conference. Costello ranked among the top of the league in nearly every statistical category as he was second in the Pac-12 in completion percentage, passing yards and touchdowns. His 3,540 passing yards were second-most in school history as were his seven 300-yard games, and only Andrew Luck has thrown more touchdown passes at Stanford than Costello's 29 in 2018.

Against Arizona State on Sept. 30, 2017, Costello became the seventh straight Stanford quarterback to win his starting debut. Costello went on to lead Stanford to three more wins -- including victories over No. 9 Washington and No. 9 Notre Dame -- and guided the Cardinal during the Pac-12 Championship Game and Alamo Bowl.

Pritchard's quarterbacks played a significant role in Stanford's success throughout the 2016 season, as the team utilized the skill sets of both Ryan Burns and Keller Chryst.

Burns was efficient in his starting debut against Kansas State, finishing with 156 yards passing and one touchdown while controlling the offense. Burns became the first quarterback since Florida State's Jameis Winston (2013) to begin his first career start with 10 straight pass completions, and the first Pac-12 quarterback to do so since Cal's Aaron Rodgers in 2004.

In a comeback win at UCLA, Burns led the Cardinal's late fourth-quarter scoring drive, which spanned 1:41 and covered 70 yards in 10 plays. Burns was 5 of 8 passing for 66 yards, including the winning 8-yard touchdown completion to JJ Arcega-Whiteside. Arcega-Whiteside and Trent Irwin, the two wide receivers named to the 2015 Parade All-America first team, accounted for all five receptions.

When Chryst assumed the starting role midway through the season against Arizona, he earned the first of six straight wins in as many starts. Chryst was the sixth straight Stanford quarterback to win his starting debut, and against Cal became the only Stanford quarterback in over two decades with both a rushing and passing touchdown in the Big Game.

Pritchard instructed Hogan, a fifth-round draft pick of the Kansas City Chiefs, during his monumental final season in a Cardinal uniform. Hogan led the Cardinal to the 2015 Pac-12 title and a Rose Bowl crown to cap a season in which he threw 27 touchdowns to eight interceptions and completed 67.8 percent of his throws.

Hogan appeared in more than 50 contests and posted a school-best 36-10 record as a starter. He ranked first in career total offense (10,634), second in completion percentage (.659) and passing efficiency (154.6), and third in passing yards (9,385) and passing touchdowns (75). His 171.0 passing efficiency clip in 2015 was the best single-season mark ever by a Cardinal signal caller.

Hogan also set school records for career rushing yards (1,249) and touchdowns (15) by a quarterback. But what Hogan boasted, based on four years' starting experience in the Pac-12, were intangibles: competitiveness, resilience, leadership and selflessness.

In Pritchard's first season coaching the quarterbacks and wide receivers in 2014, Stanford averaged 229.8 yards/game through the air. Hogan increased his completion percentage from 61.0 to 65.9 percent and reduced his interception total from 10 to eight, even though he threw almost 60 more passes in 2014 than 2013.

Ty Montgomery led Stanford with 61 receptions for 604 yards and also added three receiving touchdowns. Devon Cajuste led the Cardinal with six receiving scores and amassed 557 yards on 34 catches.

As the running backs coach in 2013, Pritchard nurtured Tyler Gaffney to second team All-Pac-12 honors. Gaffney, a Doak Walker Award semifinalist, rushed for over 100 yards in nine games and was selected as the team's most valuable player. Gaffney rushed for 1,709 yards and 21 touchdowns on the season and was named the Pac-12 Championship Game MVP after rushing for 133 yards and three touchdowns in a 38-20 win over Arizona State.

Gaffney was selected in the sixth round of the NFL Draft by the Carolina Panthers.

Behind Pritchard's efforts with the defense, the Cardinal finished with consecutive top-15 national standings in defensive efficiency in 2011 and 2012. In 2012, Stanford's defense broke the school's season sacks record (57) and led the Pac-12 in scoring defense (17.21), total defense (336.21), rushing defense (97.0), sacks (4.07) and tackles for loss (9.00).

Capped off by a Pac-12 title game victory and Rose Bowl crown, the 2012 Cardinal ranked first nationally in sacks, second in tackles for loss, fifth in rushing defense and 11th in scoring defense.

A four-year letterwinner for the Cardinal from 2006-09, Pritchard appeared in 31 career games and made 20 starts, throwing for 2,865 yards and 15 touchdowns.

Pritchard made his first career start against USC on Oct. 6, 2007, and engineered an epic 24-23 upset of the second-ranked Trojans in the Los Angeles Coliseum when the Cardinal was a 41-point underdog. His 10-yard game-winning touchdown pass to Mark Bradford on fourth down with 0:49 left in the game secured his spot in Stanford football lore.

Pritchard started all 12 games as a junior in 2008 and threw for 1,633 yards and 10 touchdowns, helping Stanford to a 5-7 record. He relinquished his starting duties to Andrew Luck in 2009. Pritchard saw action in five games that season, capped off by a start in the Sun Bowl for an injured Luck.

A native of Tacoma, Washington, Pritchard earned a communication degree from Stanford. He resides in Palo Alto with his wife, Caroline, and their sons, Afi and Manu.

## THE PRITCHARD FILE

### PERSONAL

HOMETOWN..... TACOMA, WASHINGTON  
 COLLEGE..... STANFORD (2009)  
 WIFE..... CAROLINE  
 CHILDREN..... AFI, MANU

### PRITCHARD YEAR-BY-YEAR

#### AS ASSISTANT COACH

YEAR	SCHOOL	POSITION
2018-PR....	STANFORD	OFFENSIVE COORDINATOR/QB
2014-17 ....	STANFORD	QB/WR
2013.....	STANFORD	RB
2011-12 ....	STANFORD	DEFENSIVE ASSISTANT
2010.....	STANFORD	VOLUNTEER ASSISTANT







# PETE ALAMAR

**SPECIAL TEAMS COORDINATOR**  
**8TH SEASON AT STANFORD**  
**35TH SEASON OVERALL**

Pete Alamar joined the Stanford staff in 2012 after serving as special teams coordinator and tight ends coach at Fresno State. The 2019 season is his eighth on The Farm.

A veteran of the Pac-12 Conference, Alamar also served as special teams coordinator and tight ends coach at California for seven seasons, and had a six-year stay at Arizona where he worked primarily with special teams.

Alamar has coached on eight teams that won at least 10 games -- two at Arizona, two at Cal and four at Stanford -- and has been a part of 18 bowl teams.

Last season, Stanford special teams was at the top of the Pac-12 conference, led by punter Jake Bailey and kicker Jet Toner. Bailey, who was drafted in the fifth round of the 2019 NFL Draft by the New England Patriots, finished as Stanford's all-time career leader in punting average (43.81). Toner led the league and was No. 2 in the nation in field goal percentage as he made 14-of-15 and all 34 extra point-attempts. Both specialists took second-team All-Pac-12 honors.

In 2017, the Cardinal ranked eighth nationally in kickoff returns (25.11) and 12th in net punting (41.04). Cameron Scarlett led the nation with 1,008 kickoff return yards and 12 returns of 30 or more yards.

In 2016, Alamar's work with Conrad Ukropina made him one of the most prolific kickers in Cardinal history. Ukropina and the Cardinal set single-season team records for field goals made (22) and extra point percentage (1.000). He set individual career school records for field goal percentage (.824) and consecutive extra points made (108), and individual single-season school records were set for field goals made (22), field goal percentage (.900), extra points made (67) and extra point percentage (1.000).

Ukropina also ranked fifth nationally in field goals per game (1.83) and was named to the National Football Foundation's Hampshire Honor Society, comprised of college football players from all divisions who each maintained a cumulative 3.2 grade-point average or better throughout their career.

Heading into the 2017 season, Alamar's kickers made 169 consecutive extra-point attempts, the third-longest streak in the nation (Michigan - 284, Memphis - 209). The streak dates to Stanford's matchup at Oregon State on Oct. 26, 2013.

Alamar's specialists came through big in 2015 while helping the Cardinal to a third Pac-12 title in four years and a win over Iowa in the Rose Bowl Game. Christian McCaffrey, who won the Jet Award as the nation's top kick returner, became the third Cardinal with more than 1,000 kickoff return yards (1,070) in a season. McCaffrey was second nationally in combined kick returns (1,200).

Ukropina's .900 (18-20) field goal percentage was a single-season school record and ranked third nationally. Ukropina also made each of his 67 extra-point attempts, tied for the most for Stanford in a season.

Punter Alex Robinson's 42.42 average was the eighth-best single-season clip by a Cardinal. Reed Miller was named to the National Football Foundation's Hampshire Honor Society. Miller, a four-year starting long snapper, graduated with a degree in science, technology and society.

In 2014, Alamar helped the Cardinal lead the nation in punt-return average. Ty Montgomery averaged 19.8 yards per return and had two touchdowns, and freshman Christian McCaffrey averaged 17.1 yards per return.

Under Alamar's watch, fifth-year senior Jordan Williamson set a then-Stanford record with 77 consecutive extra points made and also passed John Hopkins for the most field goals in a career with 62.

The special teams units made a big impact for Stanford in 2013. Montgomery and the kickoff return unit ranked second nationally in return average at 27.4 yards/return. Montgomery returned two kickoffs for touchdowns, going 99 yards on the opening kickoff against Washington and a school-record 100 yards at Utah. The kickoff coverage unit was equally as good, allowing just 18.1 yards/return to rank 10th nationally.

Alamar was named Phil Steele's Special Teams Coach of the Year following the 2013 season.

Alamar steered Stanford's 2013 special teams to a trio of top 40 NCAA rankings, including net punting (33rd - 38.49 yards/punt), punt returns (21st - 11.96 yards/return) and kickoff returns (39th - 23.09).

Stanford also led the Pac-12 and ranked 10th nationally in kickoff coverage, allowing just 18.2 yards/return during the 2013 season. Williamson made 16 of his 20 field-goal attempts, including 13 of 14 inside 40 yards. Punter Ben Rhyne, the Pac-12 Scholar-Athlete of the Year, averaged 42.1 yards/punt with 10 kicks of 50 or more yards. He placed 15 punts inside the 20-yard line while notching just one touchback.

Alamar's specialists Daniel Zychlinski and Williamson posted banner years in 2012 with Zychlinski ranking among the nation's best punters at 43.12 yards/punt. Williamson delivered a series of clutch field goals at No. 1 Oregon, against UCLA in the Pac-12 Championship game and against Wisconsin in the Rose Bowl Game.

While at Fresno State, Alamar worked closely with punt returner Devon Wylie, who earned 2011 All-America honors from Yahoo (third team), Phil Steele (fourth team) and Sports Illustrated (honorable mention). Sophomore Isaiah Burse set NCAA FBS single-season records for most kickoff returns (75), most returns/game (5.8), kickoff return yardage (1,606) and most yards returned/game (123.5).

In 2010, Alamar worked with two-time all-WAC kicker Kevin Goessling, who led the team in scoring with 105 points, making 21 of 26 field goals and 42 of 44 of his extra-point attempts. Jalen Saunders and Burse averaged over 20 yards on kick returns during the 2010 season under Alamar.

During his two years at Fresno State, the Bulldogs blocked 18 kicks.

Throughout Alamar's seven seasons at Cal, the Golden Bears special teams were among the most electrifying units in the nation. Alamar coached All-America punt returner DeSean Jackson, who led the nation with an average of 18.2 yards/return and set a pair of Pac-10 records with four touchdown returns in 2006.

Sporting News rated Cal's special teams as the best in the Pac-10 in its 2007 preview issue.

In 2008, Alamar mentored punter Bryan Anger, who was a finalist for the Ray Guy Award after earning first-team freshman All-America honors and second team all-conference accolades.

Alamar earned three letters as an offensive lineman at Western Oregon (1) and Cal Lutheran (2), and played on two national playoff teams, one at each school.

A native of Thousand Oaks, California, Alamar earned his bachelor's degree in physical education from Cal Lutheran in 1983. Alamar and his wife, Tina, have three daughters -- Alicia, Alexandra and Amanda.

## THE ALAMAR FILE

### PERSONAL

HOMETOWN..... THOUSAND OAKS, CALIF.  
 COLLEGE..... CAL LUTHERAN (1983)  
 WIFE..... TINA  
 CHILDREN..... ALICIA, ALEXANDRA, AMANDA

### ALAMAR YEAR-BY-YEAR

#### AS ASSISTANT COACH

YEAR	SCHOOL	POSITION
2012-PR....	STANFORD	SPECIAL TEAMS COORDINATOR
2010-11 ....	FRESNO STATE	SPECIAL TEAMS COORDINATOR/TE
2003-09 ....	CALIFORNIA	SPECIAL TEAMS COORDINATOR/TE
2001-02 ....	EASTERN MICHIGAN	OFFENSIVE COORDINATOR/TE
2000.....	EASTERN MICHIGAN	OFFENSIVE COORDINATOR/OL
1998-99 ....	ARIZONA	CO-SPECIAL TEAMS COORDINATOR/TE
1997.....	ARIZONA	SPECIAL TEAMS COORDINATOR/LB
1996.....	ARIZONA	SPECIAL TEAMS COORDINATOR/TE
1995.....	ARIZONA	TE
1994.....	UNIVERSIDAD AUTONOMA DE NUEVO LEON	HEAD COACH
1993.....	ARIZONA	GRADUATE ASSISTANT
1991-92 ....	JAMES MADISON	TE/DEFENSIVE ASSISTANT
1987-88 ....	CAL POLY	RB
1985-86 ....	CAL LUTHERAN	OL
1984.....	LOUISIANA-LAFAYETTE	GRADUATE ASSISTANT
1983.....	CAL POLY	GRADUATE ASSISTANT







# DUANE AKINA

**COUACH FAMILY DEFENSIVE BACKS COACH**  
**6TH SEASON AT STANFORD**  
**40TH SEASON OVERALL**

A 39-year coaching veteran, Duane Akina joined the Stanford coaching staff in 2014. Akina is the program's first Couch Family Defensive Backs Coach after his position was endowed by a gift from George '69 and Debra Couch. The 2019 season marks his sixth on The Farm.

Akina has coached three Thorpe Award winners, six Thorpe finalists and 40 defensive backs who have played in the NFL -- including seven Pro Bowlers, nine Super Bowl participants and 12 All-Americans. Akina has coached in 26 bowl games.

Akina's secondary has enjoyed success at Stanford, most recently led by All-American Paulson Adebo, who led the nation with a school record 24 passes defended as a sophomore in 2018.

All-American safety Justin Reid was a third-round NFL Draft selection by the Houston Texans in 2018 and was a pivotal part of a Cardinal defense in 2017 that ranked 12th nationally in passes intercepted (18) and ninth in turnovers (28). Reid was one of three All-Pac-12 defensive backs, joining Quenton Meeks and Brandon Simmons.

In 2016, the secondary included two fifth-year senior safeties who provided the cornerstone of a deep and athletic unit. All-Pac-12 honorable mention safety Dallas Lloyd accounted for a team-high five of Stanford's 14 interceptions, including a pair to help secure Stanford's Sun Bowl win over North Carolina. Lloyd's total ranked 13th nationally and second among Pac-12 defenders. He was joined on the All-Pac-12 team by honorable mention selections Quenton Meeks and Justin Reid.

The Cardinal led the Pac-12 and ranked eighth nationally with four defensive touchdowns in 2016 and returned three picks for scores. Stanford also finished 25th nationally in team passing efficiency defense (117.75), a figure that was good for fourth among conference teams.

Anchored by All-Pac-12 second team defensive back Ronnie Harris, Akina's secondary in 2015 included starting safeties Kodi Whitfield and Lloyd, who each transitioned from offense. The Cardinal posted the league's fifth-best passing efficiency defense (123.96) and third-best total defense (368.3). Stanford's secondary allowed only 6.76 yards/pass attempt while picking off eight, led by Meeks' team-best three interceptions. Meeks added a pick-six in the Rose Bowl win over Iowa.

The Cardinal tied for fifth in the Pac-12 in pass breakups (51).

In Akina's first season in 2014, Stanford finished second nationally in scoring defense and eighth in passing defense. The Cardinal allowed only one passing score in nine games, including a stretch of five with zero. Stanford forced the same number of interceptions as passing touchdowns allowed (12).

Strong safety Jordan Richards led the Cardinal with three interceptions and forced three fumbles, and was awarded the 2014 National Football Foundation's Scholar-Athlete Award. Richards was a first team All-Pac-12 selection and finished his career with nine interceptions.

Akina came to Stanford from Texas, where he spent 13 seasons on defense while developing an impressive number of NFL defensive backs.

Akina's secondary helped Texas rank among the nation's top 10 in pass defense six times and featured consecutive Thorpe Award winners Michael Huff (2005) and Aaron Ross (2006) to go along with finalists in Earl Thomas (2009) and Quentin Jammer (2001) and 14 first team All-Big 12 picks.

Akina earned titles of assistant head coach and co-defensive coordinator in Austin.

Prior to Texas, Akina spent 14 years at Arizona (1987-2000). He started as the defensive backs coach and was named associate head coach before spending four years as the offensive coordinator. He resumed defensive coordinator duties shortly before his departure.

Akina helped guide Arizona's famed "Desert Swarm" defense, one of the nation's most aggressive and productive groups. He coached 1990 Jim Thorpe Award winner Darryll Lewis and finalist Chris McAlister. Lewis went on to a 10-year NFL career and was a Pro Bowler for the San Diego Chargers. McAlister earned a spot in the 2004 Pro Bowl and was a member of the 2000 Super Bowl champion Baltimore Ravens.

Akina also spent five years at Hawaii (1981-85) following a graduate assistant role at his alma mater, Washington (1979-80).

His one season at the professional level came in 1986 when he served as the defensive backs coach for Calgary in the Canadian Football League.

A native of Hawaii, Akina graduated from Washington in 1979. He earned three letters as a quarterback for the Huskies.

Akina and his wife, Donna, have five children -- Kainoa, Keoni, Dionicia, Alli and Kamalii.

## THE AKINA FILE

### PERSONAL

HOMETOWN ..... HONOLULU, HAWAII  
 COLLEGE ..... WASHINGTON (1979)  
 WIFE ..... DONNA  
 CHILDREN ..... KAINOA, KEONI, DIONICIA, ALLI, KAMALII

### AKINA YEAR-BY-YEAR

#### AS ASSISTANT COACH

YEAR	SCHOOL	POSITION
2014-PR....	STANFORD	DB
2008-13	TEXAS	ASSISTANT HEAD COACH/DB
2004-07	TEXAS	CO-DEFENSIVE COORDINATOR/DB
2003	TEXAS	ASSISTANT HEAD COACH/DB
2001-02	TEXAS	DB
1996-00	ARIZONA	DEFENSIVE COORDINATOR/DB
1992-95	ARIZONA	OFFENSIVE COORDINATOR
1989-91	ARIZONA	ASSOCIATE HEAD COACH/DB
1987-88	ARIZONA	DB
1986	CALGARY STAMPEDERS	DB
1984-85	HAWAII	DB
1983	HAWAII	OLB
1981-82	HAWAII	DB
1979-80	WASHINGTON	GRADUATE ASSISTANT





# KEVIN CARBERRY

**RUN GAME COORDINATOR (OFFENSIVE LINE)**  
**2ND SEASON AT STANFORD**  
**13TH SEASON OVERALL**

Kevin Carberry enters his second season on The Farm in 2019 as Stanford's offensive line coach and running game coordinator.

In his first season at Stanford, the Cardinal boasted two All-Conference performers on the offensive line, as Walker Little took first-team All-Pac 12 honors while Nate Herbig was a second team selection. Herbig signed with the Philadelphia Eagles as an undrafted free agent following the season.

The Cardinal offensive line was riddled with injuries throughout the season, as Carberry was forced to employ eight different starting combinations throughout the season.

Carberry spent the 2016-17 seasons as the assistant offensive line coach with the Washington Redskins and the 2014-15 seasons as an offensive assistant with the Dallas Cowboys.

While with the Redskins, Carberry and offensive line coach Bill Callahan presided over one of the league's top units, producing two Pro Bowlers (tackle Trent Williams and guard Brandon Scherff) for the Redskins for the first time since 1991. The unit helped power the Redskins to the third-ranked offense in the NFL, allowing the team to average more than 400 yards per game for the first time in team history, while allowing only 23 sacks -- fourth in the NFL.

The tutelage and guidance of Carberry and Callahan were paramount in helping the Redskins offense overcome a season-long rash of injuries and still average nearly 325 yards/game in 2017. The Redskins used 36 unique groups of offensive linemen (including seven different combinations of six-lineman groupings), as well as eight different starting lineups along the offensive line. Members of the unit were once again honored for their excellence, as Scherff earned his second Pro Bowl selection and Williams earned his sixth consecutive Pro Bowl nod despite battling a year-long knee injury. Together, Scherff and Williams became the first Redskins offensive line duo collectively named to the Pro Bowl in consecutive seasons since the 1983-86 seasons.

Carberry was key in the development of sixth-round draft pick Chase Roullier in Washington. As a rookie, Roullier played in 13 games while making seven starts.

In Dallas, Carberry assisted Mike Pope in coaching the tight ends in 2015, when Jason Witten led the team in receptions with 77 and finished second with 713 receiving yards. Carberry also aided in the development of rookie Geoff Swaim. The Cowboys finished fifth in the NFL in rushing yards/attempt (4.6).

In 2014, Carberry assisted Callahan with the offensive line. The Cowboys won their first NFC East title since 2009 and finished second in the NFL in rushing (147.1) with running back DeMarco Murray leading the league in rushing and setting a franchise record with 1,845 yards.

Carberry spent the first five seasons of his coaching career at the collegiate level, serving as a defensive graduate assistant at Kansas (2009-11) and coaching defensive ends at Stephen F. Austin (2012-13). He helped the Lumberjacks defense lead the Southland Conference with 31.0 sacks in 2012 and he also assisted coaching special teams. At Kansas, he coached the defensive line and outside linebackers.

Prior to entering the coaching ranks, Carberry attended training camps of the Cleveland Browns (2005) and Carolina Panthers (2006) and spent the 2005 season on the practice squad of the Detroit Lions. He also played for the Berlin Thunder of NFL Europe in the spring of 2006. From 2007-08, he played in the Arena Football League for the New York Dragons and Philadelphia Soul and was a member of the Soul's 2008 Arena Bowl Championship squad.

Carberry also coached during his playing career, serving as the defensive coordinator, defensive line and inside linebackers coach at St. Ignatius College Prep (Ill.), during his AFL years in 2007-08. In 2006, he was a varsity assistant for Illinois state champion St. Rita High School, his alma mater.

Carberry, a four-year letterman at Ohio, earned All-MAC honors as senior team captain. The defensive lineman graduated from Ohio in 2005 with a bachelor's degree in marketing and earned his master's in sports administration from Kansas in 2010.

Carberry is married to his wife, Emily. The couple has one son, Frank, and one daughter, Elizabeth.

## THE CARBERRY FILE


### PERSONAL

HOMETOWN ..... OAK LAWN, ILL.  
 COLLEGE ..... OHIO (2005)  
 WIFE ..... EMILY  
 CHILDREN ..... FRANK, ELIZABETH

### CARBERRY YEAR-BY-YEAR

#### AS ASSISTANT COACH

YEAR	SCHOOL	POSITION
2018-PR	STANFORD	RUN GAME COORDINATOR/OL
2016-17	WASHINGTON REDSKINS	ASSISTANT OL
2014-15	DALLAS COWBOYS	OFFENSIVE ASSISTANT
2012-13	STEPHEN F. AUSTIN	DE
2009-11	KANSAS	GRADUATE ASSISTANT
2007-08	ST. IGNATIUS COLLEGE PREP	DEFENSIVE COORDINATOR/SPECIAL TEAMS COORDINATOR







# RON GOULD

**RUNNING BACKS**  
**3RD SEASON AT STANFORD**  
**30TH SEASON OVERALL**



One of the most highly regarded running back coaches in the country, Ron Gould joined the Stanford staff in the spring of 2017. The 2019 season is his third on The Farm.

Gould spent the four seasons prior to his arrival at Stanford as head coach at UC Davis after a 16-year stint on Cal's coaching staff.

Five of the past eight Super Bowls have featured a running back whom Gould has coached.

Gould has made an immediate impact on the Cardinal during his first two seasons, as running back Bryce Love set the school's single-season (2,118) and single-game (301) rushing records while being named the 2017 Doak Walker Award winner. Love, also the Lombardi Award winner and Heisman Trophy runner-up as a junior, set Stanford's career records for yards/rush (6.79) and consecutive 100-yard rushing games (9). The unanimous All-American finished with the fourth-most rushing yards and fifth-most touchdowns in school history.

Love was drafted in the fourth round of the 2019 NFL Draft by the Washington Redskins.

In 2017, Love was the Pac-12 Offensive Player of the Year and winner of the Touchdown Club of Columbus Jim Brown Award. He ranked first among Power 5 conference running backs in over a dozen categories, including FBS records for 50-yard rushes (13), consecutive games with a 30-yard rush (13) and consecutive games with a 50-yard rush (11). Love's school-record 301 rushing yards on 25 carries (12.0 yards/rush) and three-touchdown performance against Arizona State was the eighth-best single-game rushing total in Pac-12 history. Love had 1,088 rushing yards through five games, fourth-most by any player in FBS history, and was the 11th running back in FBS history to gain 1,000 yards in his team's first five games. Love was the fastest Stanford running back to gain 1,000 yards rushing (fifth game, 87 carries) and the performance against the Sun Devils linked him with USC's Reggie Bush as the only Pac-12 players ever with 250 or more rushing yards in consecutive games.

Gould has mentored some of the top runners in the game, including Super Bowl champions C.J. Anderson (Denver Broncos), Shane Vereen (New England Patriots) and Marshawn Lynch (Seattle Seahawks). He also coached Jahvid Best, the former Detroit Lions back who showcased his speed while running the 100 meters for Saint Lucia in the 2016 Summer Olympics. The illustrious list of Gould-coached backs includes seven NFL Pro Bowl selections, three All-America first team choices -- including Love, Lynch and J.J. Arrington -- and six first-team all-conference performers.

His tenure with the Aggies was marked by notable recruiting classes, remarkable academic achievements by his team and three wins in the Causeway Classic against rival Sacramento State. Gould's emphasis on academic achievement yielded the Big Sky Conference's highest Academic Progress Rate from the NCAA for four straight years, and two consecutive Graduation Success Rates that paced the conference.

He didn't take long to place his stamp on the UC Davis running backs, helping guide Gabe Manzanares to the program's best rushing total

(1,285 yards) in more than a decade in 2013. Manzanares went on to win Big Sky Newcomer of the Year honors while ranking among the conference and FCS leaders in several statistical categories. Manzanares was named to the All-Big Sky third team in 2014 while finishing with 2,116 career yards in two seasons.

In 2015, UC Davis ranked second among FCS programs in time of possession (34:37) and tied for fifth in red-zone efficiency (.906). Gould's first season with the Aggies produced a tie for fourth in the Big Sky, a run of five victories over UC Davis' final eight games, and a convincing 34-7 win over Sacramento State in Gould's first Causeway Classic. He highlighted his second year by reclaiming the Golden Horseshoe with a 48-35 win over rival Cal Poly.

Gould joined the Aggies after an impressive career at Cal, where he developed several of college football's top tailbacks, a list that includes NFL players Lynch, Arrington, Best, Vereen, Adimchinobe Echemandu (Houston Texans), Justin Forsett (Houston Texans), Tarik Smith (Dallas Cowboys) and Will Ta'ufo'ou (Jacksonville Jaguars). Other players who got their start with Gould and later signed NFL contracts include Chris Manderino (Cincinnati Bengals) and Bryon Storer (Tampa Bay Buccaneers).

Nine of the program's top 11 individual rushing seasons and six of Cal's all-time top rushers were coached by Gould. Lynch was the 2006 Pac-10 Offensive Player of the Year, Arrington was eighth in the 2006 Heisman Trophy voting after leading the country with 2,018 yards, and Best, who was a two-time All-Pac-10 first-team selection.

Lynch (2007) and Best (2010) were first-round picks in the NFL Draft, while Arrington and Vereen were second-round choices.

Cal enjoyed its best rushing season in more than a half century in 2004 when it averaged 256.8 rushing yards/game while scoring a school-record 30 touchdowns on the ground. The 2005 season brought much of the same with the Bears averaging 235.3 yards/game.

Gould played football at Oregon, where he graduated in 1988. He was a graduate assistant at Oregon before stops at Portland State (1992) and Boise State (1993-96) before landing at Cal.

From 1997-2007, he was the running backs coach for the Golden Bears before being elevated to associate head coach in 2008. He added running game coordinator duties beginning in 2011.

Gould was a candidate for the 2010 American Football Coaches Association Assistant Coach of the Year Award and served NFL internships with the Atlanta Falcons, Arizona Cardinals, Green Bay Packers, Los Angeles Rams, San Francisco 49ers and St. Louis Rams.

A native of Scottsdale, Arizona, Gould played defensive back at Scottsdale Community College from 1984-85, later to earn a scholarship to Wichita State. The Shockers discontinued their program, leading him to Oregon, where he played for the Ducks and earned his bachelor's degree in human services.

Gould and his wife, Teresa, have two sons -- Tevin and Trae.

## THE GOULD FILE

### PERSONAL

HOMETOWN..... SCOTTSDALE, ARIZ.  
 COLLEGE..... OREGON (1988)  
 WIFE..... TERESA  
 CHILDREN..... TEVIN, TRAE

### GOULD YEAR-BY-YEAR

#### AS ASSISTANT COACH

YEAR	SCHOOL	POSITION
2017-PR....	STANFORD	RB
2013-16 ....	UC DAVIS	HEAD COACH
2011-12 ....	CALIFORNIA	ASSOCIATE HEAD COACH
		RUN GAME COORDINATOR/RB
2008-10 ....	CALIFORNIA	RUN GAME COORDINATOR/RB
1997-07 ....	CALIFORNIA	RB
1993-96 ....	BOISE STATE	DB
1992.....	PORTLAND STATE	DB
1990-91 ....	OREGON	GRADUATE ASSISTANT







# PETER HANSEN

**INSIDE LINEBACKERS**  
**6TH SEASON AT STANFORD**  
**9TH SEASON OVERALL**

The 2019 season is the sixth as a full-time member on the Cardinal staff for inside linebackers coach Peter Hansen.

Hansen's position group has been an extremely reliable cog for the Cardinal during his time on The Farm. Most recently producing two-time All-Pac-12 performer Bobby Okereke, who led the team in tackles in 2017 and 2018 and was drafted by the Indianapolis Colts in the third round of the 2019 NFL Draft.

Hansen tutored All-America inside linebacker Blake Martinez, the Cardinal's leading tackler for two seasons and fourth-round draft choice of the Green Bay Packers in 2016. Martinez, who was selected to the AP All-America third team, USA Today All-America second team and All-Pac-12 first team as a senior in 2015, led the Pac-12 with 141 tackles (75 solo) -- ranking seventh nationally -- and averaged a conference-best 10.1 per contest.

Hansen helped the Cardinal rank among the Pac-12's best defensive units in 2015: second in third-down conversion percentage (.363), third in total defense (368.3), third in first-down defense (267), third in scoring defense (22.6) and fourth in rushing defense (139.9).

Under Hansen's watch in 2014, the Cardinal defense ranked second nationally in scoring defense and third in total defense. The linebackers played a strong role in all facets on defense -- four linebackers finished among the top-six Cardinal tacklers, and the unit combined for 26 of Stanford's 46 sacks.

In 2014, Hansen coached two players to All-Pac-12 honors. Fifth-year senior A.J. Tarpley was named to the second team with 84 tackles, bringing his final career total to 203. Martinez, who led the Cardinal with 102 tackles and three interceptions, received honorable mention honors.

Hansen spent the 2009 and 2010 seasons at Stanford as a defensive assistant, working closely with defensive coordinator Vic Fangio in film breakdown, scouting reports and practice preparation. He also served as a strength and conditioning intern for the Cardinal in 2008.

Hansen went to the 49ers in 2011 and worked as a defensive assistant for three years, during which the team posted a 36-11-1 regular season record and advanced to three straight NFC championship games and one Super Bowl. In 2011, Hansen worked with inside linebackers Patrick Willis and Navarro Bowman. He moved to outside linebackers in 2012 and worked with Ahmad Brooks, Parys Harrelson, Corey Lemonier, Aldon Smith and Dan Skuta.

Prior to his Stanford tenure, Hansen was an assistant coach at Palo Alto High School (Calif.) for four seasons (2004-07). Hansen worked primarily with the Vikings' tight ends and defensive ends. He also served as the team's defensive coordinator during the 2006 and 2007 campaigns, helping lead the Vikings to the 2006 Central Coast Section Open Division title and a berth in the Division II championship game.

Hansen was a two-sport athlete at Arizona, playing both football and basketball. On the gridiron, he blocked seven field-goal and point-after attempts during his career and earned second team All-Pac-10 honors as a special teams performer in 2000. Hansen was a member of the Wildcats basketball team during the 1999-2000 and 2001-02 seasons.

Hansen graduated from Arizona in 2001 with a degree in economics before finishing the 2001-02 basketball season.

Hansen played professional football for Cannes Iron Mask in Cannes, France, in 2003, and professional basketball for Club Falcon in Copenhagen, Denmark, during the 2003-04 season.

A Palo Alto native, Hansen attended Palo Alto High School where he played for his father, Earl, the school's longtime head football coach. He and wife, Stephanie, have a daughter, Georgia, and son, Isaiah.

## THE HANSEN FILE

### PERSONAL

HOMETOWN ..... PALO ALTO, CALIF.  
 COLLEGE ..... ARIZONA (2001)  
 WIFE ..... STEPHANIE  
 CHILDREN ..... GEORGIA, ISAIAH

### HANSEN YEAR-BY-YEAR

#### AS ASSISTANT COACH

YEAR	SCHOOL	POSITION
2014-PR....	STANFORD	ILB
2011.....	SAN FRANCISCO 49ERS	DEFENSIVE ASSISTANT
2009-10 ....	STANFORD	DEFENSIVE ASSISTANT





# BOBBY KENNEDY

**WIDE RECEIVERS**  
**2ND SEASON AT STANFORD**  
**30TH SEASON OVERALL**

The 2019 season is the second at Stanford for wide receivers coach Bobby Kennedy, who has coached in 17 bowl games, including four BCS contests (two BCS championship games, two Rose Bowls and one Fiesta Bowl).

In Kennedy's first season at Stanford, wide out JJ Arcega-Whiteside finished with the fifth-most receiving yards in a season in school history, tied a 14-year-old record with 14 touchdowns and was drafted in the second round of the 2019 NFL Draft by the Philadelphia Eagles.

Kennedy brought 26 years of collegiate coaching experience to The Farm. His most recent stops included four years as the wide receivers coach at Iowa (2013-16), and he held the same position at Colorado (2011-12).

The Hawkeyes reached a bowl game in all four years of Kennedy's tenure, including a perfect 12-0 regular season record in 2015, when Iowa won the West Division of the Big Ten Conference, participated in the 2016 Rose Bowl and ended the season in the top-10 of the national rankings.

In his first season at Colorado, he helped mold senior Toney Clemons into one of the nation's top receivers. Clemons was selected by Pittsburgh in the 2012 NFL Draft.

Kennedy joined the Colorado staff after spending time in Texas, where he spent seven seasons (2004-10) as wide receivers coach, the last six as the assistant recruiting coordinator. In his time at Texas, Kennedy coached in two BCS National Championship games, the 2005 Rose Bowl victory over USC when the Longhorns won the national championship, and in 2009 against Alabama.

Kennedy's first season in Austin came immediately after the Longhorns had lost three wide receivers to the NFL. He proceeded to build a receiving corps that included three Biletnikoff Award candidates, including two semifinalists and one finalist.

Jordan Shipley and Quan Cosby both surpassed 85 receptions and 1,000 yards in 2008, becoming the 11th duo in NCAA history to each surpass 1,000 yards. In 2009, Shipley was a consensus All-American, setting Texas records for catches (116) and receiving yards (1,485), while matching the school record for receiving touchdowns (13).

Kennedy joined the Texas program from Washington, where he tutored wide receiver Reggie Williams to two All-America campaigns before he became the ninth overall pick in the 2004 NFL Draft. Williams set the Huskies' single-season marks for receptions (94) and receiving yards (1,454) in 2002. He finished his career as Washington's all-time leading receiver with 238 receptions and 3,536 yards.

Kennedy coached running backs at Arizona in 2001, and had a six-year tenure at Wake Forest, coaching the Demon Deacon running backs in 1999-2000 after four years (1995-98) as receivers coach.

Kennedy's first full-time coaching position came at Wyoming, where he coached wide receivers in 1993-94. He tutored two extremely talented receivers in Ryan Yarborough, who was second in the NCAA in receptions in 1993, and Marcus Harris, who led the nation in receiving yards in 1994. Both Harris and Yarborough earned All-America honors.

Kennedy began his coaching career in the Big Ten Conference with two graduate assistant positions, coaching at Illinois (1990-91) and Penn State (1992). At Penn State, he worked with the tight ends and coached two future All-Americans in Troy Drayton and Kyle Brady.

Kennedy earned a political science degree from Northern Colorado in 1989, after he played quarterback for four seasons (1985-88). He began his coaching career at Boulder High School (Colo.), his alma mater, where he lettered in football and track.

Kennedy was born in Denver and grew up in Boulder. He is married to the former LaShonda Lawrence.

## THE KENNEDY FILE

### PERSONAL

HOMETOWN ..... BOULDER, COLO.  
 COLLEGE ..... NORTHERN COLORADO (1989)  
 WIFE ..... LASHONDA

### KENNEDY YEAR-BY-YEAR

#### AS ASSISTANT COACH

YEAR	SCHOOL	POSITION
2018-PR....	STANFORD .....	WR
2013-16 ....	IOWA.....	WR
2011-12 ....	COLORADO.....	WR
2004-10 ....	TEXAS .....	WR
2002-03 ....	WASHINGTON .....	WR
2001.....	ARIZONA.....	RB
1999-00 ....	WAKE FOREST.....	RB
1995-98 ....	WAKE FOREST.....	WR
1993-94 ....	WYOMING.....	WR
1992.....	PENN STATE.....	GRADUATE ASSISTANT
1990-91 ....	ILLINOIS .....	GRADUATE ASSISTANT





# DIRON REYNOLDS

**DEFENSIVE LINE**  
**4TH SEASON AT STANFORD**  
**20TH SEASON OVERALL**

Diron Reynolds first joined the Stanford coaching staff in 2014 as a defensive assistant, and rejoined the Cardinal as defensive line coach prior to the 2016 season. The 2019 season is his fourth as a full-time member of the Stanford staff.

Reynolds succeeded Randy Hart, and served as a defensive assistant while working with Hart during the 2014 season, when the Cardinal ranked third nationally in total defense and tied for fifth among FBS squads by registering 46.0 sacks.

Reynolds most recently instructed defensive tackle Harrison Phillips throughout his Cardinal career, and the All-American was selected 96th overall by the Buffalo Bills in the third round of the 2018 NFL Draft. Phillips was the fifth Stanford defensive lineman in as many seasons to be drafted. Phillips led Stanford in tackles with 103, the most of any defensive lineman in the nation. Among those 103 tackles were a team-best 17 for loss and 7.5 sacks, as well as two forced fumbles. He was a second-team All-America choice by the Football Writers Association of America, and the Associated Press voted him third-team All-America.

Phillips was also first-team all-conference and named a member of the America Football Coaches Association Good Works Team for his outstanding work in the community. He graduated two quarters early as a double major in science, technology and society, and sociology. Even more, he added a minor in education.

Reynolds also helped develop All-American Solomon Thomas into the third overall pick in the 2017 NFL Draft. Thomas, selected by the San Francisco 49ers, was the highest drafted Cardinal defensive player in program history. Thomas also won the Pac-12's Morris Trophy, given to the league's top lineman.

Reynolds' pedigree includes more than a decade of coaching in the NFL with Indianapolis, Miami and Minnesota. He was the defensive line coach at Oklahoma in 2015, helping lead the Sooners to a Big 12 Title, College Football Playoff berth and an 11-2 record.

Reynolds came to The Farm in 2014 following five seasons with the Minnesota Vikings, where he served as an assistant defensive line coach. Reynolds worked with Brendan Daly and Karl Dunbar on the unit, with Minnesota leading the NFL with 50 sacks and 15 fumble recoveries in 2011.

He spent the 2007 season with the Miami Dolphins as a defensive line coach and spent five seasons in Indianapolis as a member of Tony Dungy's coaching staff, where he served as a defensive quality control coach when the Colts won Super Bowl XLI. Reynolds worked alongside Colts defensive line coach John Teerlinck.

In 2001, Reynolds worked as a defensive tackles coach at Indiana. His first collegiate coaching experience came at his alma mater, Wake Forest, where he served as a graduate assistant in 1997-98 and outside linebackers coach from 1999-2000.

Reynolds began his coaching career in 1995 at Brookland-Cayce High School where he served as an assistant coach and strength and conditioning coach.

He earned four letters as a linebacker and special teams contributor at Wake Forest from 1990-93, graduating in 1994 with a degree in communication. He also earned a master's degree in liberal studies from Wake Forest in 1999.

Reynolds is married to Emon and the couple has four children.

## THE REYNOLDS FILE

### PERSONAL

HOMETOWN..... AIKEN, S.C.  
 COLLEGE..... WAKE FOREST (1994)  
 WIFE..... EMON

### REYNOLDS YEAR-BY-YEAR

#### AS ASSISTANT COACH

YEAR	SCHOOL	POSITION
2016-PR....	STANFORD	DL
2015.....	OKLAHOMA	DL
2014.....	STANFORD	DEFENSIVE ASSISTANT
2009-13 ....	MINNESOTA VIKINGS	ASSISTANT DL
2007.....	MIAMI DOLPHINS	DEFENSIVE QC
2002-06 ....	INDIANAPOLIS COLTS	DEFENSIVE DL
2001.....	INDIANA	DT
1999-00 ....	WAKE FOREST	OLB
1997-98 ....	WAKE FOREST	GRADUATE ASSISTANT
1995-96 ....	BROOKLAND-CAYCE HS	ASSISTANT COACH







# MORGAN TURNER

**TIGHT ENDS**  
**7TH SEASON AT STANFORD**  
**10TH SEASON OVERALL**



Morgan Turner is in his seventh season as a full-time member of the coaching staff in 2019 and his 10th season overall with the program.

Turner has worked closely with the program's West Coast offense and helped define a physical style of play that has separated Stanford from other programs. Stanford has become especially well-known for its recent production of NFL tight ends with Turner helping to develop recent players Dalton Schultz, Austin Hooper, Konrad Reuland, Coby Fleener, Levine Toilolo and Zach Ertz, as well as Stanford's most recent NFL draft pick Kaden Smith, who was selected in the sixth round by the San Francisco 49ers in 2019.

In fact, Super Bowl LI featured two Turner pupils: Atlanta's Toilolo and Hooper. Hooper, in his first NFL season, caught a 19-yard second-quarter touchdown to become the first rookie in 17 years to record a touchdown reception in the Super Bowl.

Turner's direction and guidance of Cardinal tight ends has played a significant role in Stanford's offensive production and the recent development of Schultz and Smith. A fourth-round selection by the Dallas Cowboys, Schultz was an All-Pac-12 first team selection in 2017. He was one of four standout tight ends to see significant time in 2017, as the unit accounted for over half of Stanford's receiving touchdowns (12 of 23). Smith was also a member of that unit and then led the Cardinal tight ends in 2018 with 635 receiving yards en route to all-conference second team honors.

Stanford's tight ends amassed 49 receptions for 625 yards and nine touchdowns in 2015, as the group was led by Hooper, an All-America performer and third-round draft pick.

The unit compiled 55 receptions for 763 yards and five touchdowns in 2014 and helped pave the way for the Cardinal rushing game, which averaged 158.8 yards/game and broke 200 yards in each of the last three games on the season.

Hooper led the way for Stanford in 2014, catching 40 passes for 499 yards and two touchdowns. Hooper was named to the All-Pac-12 second team and Scout Freshman All-America first team for his efforts.

In his first season as the tight ends coach, Turner helped continue the tradition of Stanford's power rushing offense. The 2013 tight ends corps played an integral part in Stanford rushing for 2,904 yards in 14 games.

In 2012, Ertz was named unanimous All-America. Ertz and Toilolo combined to catch 93 passes for 1,291 yards and 10 touchdowns in 2012 as Stanford led all schools nationally in tight end productivity. Toilolo led Stanford in yards/catch (16.4), while Ertz led the nation's tight ends in receptions and yards.

Turner served as an offensive assistant from 2011-12 after having served as a sports performance intern during the 2010 season.

Prior to his arrival at Stanford, Turner spent the 2009 season as the quarterbacks coach at Indiana State, where he worked under head coach Trent Miles and offensive coordinator Troy Walters, a former Stanford All-America flanker.

During the 2008 season, Turner served as the quarterbacks coach and scout team coordinator for Illinois' Central High School. Turner helped Central to a berth in the Illinois state playoffs.

A 2009 graduate of Illinois, Turner served as a student coach for the Fighting Illini during the 2004 season.

The Champaign, Illinois, native earned a bachelor's degree in finance from Illinois.

Turner lives in Palo Alto with his wife, Melissa, and their two children, son, Nicolas, and daughter, Mia.

## THE TURNER FILE

### PERSONAL

HOMETOWN ..... CHAMPAIGN, ILL.  
 COLLEGE ..... ILLINOIS (2009)  
 WIFE ..... MELISSA  
 CHILDREN ..... NICOLAS, MIA

### TURNER YEAR-BY-YEAR

#### AS ASSISTANT COACH

YEAR	SCHOOL	POSITION
2013-PR....	STANFORD	TE
2011-12 ....	STANFORD	OFFENSIVE ASSISTANT
2010.....	STANFORD	SPORTS PERFORMANCE INTERN
2009.....	INDIANA STATE	QB





**Tsuyoshi Kawata**  
*Offensive Quality Control Analyst*



**Timot Lamarre**  
*Offensive Quality Control Analyst*



**Greg Mangan**  
*Offensive Quality Control Analyst*



**Steve Donatell**  
*Defensive Quality Control Analyst*



**Matt Moran**  
*Special Teams Quality Control Analyst*



**John Sikora**  
*Offensive Graduate Assistant*



**Patrick Moynahan**  
*Defensive Graduate Assistant*



**Bill Doane**  
*Defensive Graduate Assistant*



**Shane Wickes**  
*Defensive Graduate Assistant*



**Austin Maihen**  
*Offensive Student Assistant*





**Matt Doyle**  
Senior Associate Athletics Director  
Director of Football Operations and  
Player Development



**Mike Eubanks**  
Associate Athletics Director  
Recruiting and Football Relations



**Callie Dale**  
Assistant Athletics Director  
Football Operations and Student-  
Athlete Well-Being



**Kate Dalman**  
Operations and Recruiting Assistant



**Theresa Miraglia**  
Administrative Associate



**Cullen Carroll**  
Kissick Family Director of Sports  
Performance



**Darius Reese**  
Associate Football Sports  
Performance Coach



**James Perez**  
Associate Football Sports  
Performance Coach



**Thomas Farniok**  
Assistant Sports Performance Coach



**Sam Contorno**  
Assistant Sports Performance Coach



**Alexa Malone**  
Associate Director  
Recruiting Operations



**Ryan McGrady**  
Assistant Director  
Recruiting Operations



**Lauren Reid**  
Academic Advising



**Melissa Stringer**  
Academic Advising



**Nick Combo**  
Academic Advising





**Seth Sherman, MD**  
Team Physician



**Gerald Keane, MD**  
Team Physician



**Calvin Hwang, MD**  
Team Physician



**Floyd Vitacruz**  
Head Physical Therapist



**Nathan Peck**  
Head Football Athletic Trainer



**Karmont Mak**  
Associate Athletic Trainer



**Emily Wilder**  
Assistant Athletic Trainer



**Kelli Moran-Miller**  
Sports Psychology




**Gregory Valenzisi**  
Director, Football Equipment



**Alex Silva**  
Assistant Equipment Manager



**Mike Gleeson**  
Video Director



**KC Hahey**  
Creative Video



## 2018 Stanford Football Stanford Combined Team Statistics (as of Jan 02, 2019) All games

Date	Opponent	Score	Att.
08/31/18	SAN DIEGO STATE	W 31-10	40913
* 09/08/18	#17 USC	W 17-3	42856
09/15/18	UC DAVIS	W 30-10	31772
* 09/22/18	at #20 Oregon	W 38-31	58453
09/29/18	at #8 Notre Dame	L 17-38	77622
* 10/06/18	UTAH	L 21-40	37244
* 10/18/18	at Arizona State	W 20-13	42946
* 10/27/18	#14 WASHINGTON STATE	L 38-41	39596
* 11/03/18	at Washington	L 23-27	69690
* 11/10/18	OREGON STATE	W 48-17	34671
* 11/24/18	at UCLA	W 49-42	38391
* 12/01/18	at California	W 23-13	57857
12/31/18	vs Pitt	W 14-13	40680

Rushing	gp	att	gain	loss	net	avg	td	lg	avg/g
Love, Bryce	10	166	808	69	739	4.5	6	59	73.9
Scarlett, Cameron	13	79	339	9	330	4.2	8	41	25.4
Speights, Trevor	9	59	242	21	221	3.7	1	38	24.6
Maddox, Dorian	13	23	106	3	103	4.5	1	16	7.9
Woods, Justus	2	4	15	0	15	3.8	0	5	7.5
McFarlane, Cameron	1	1	11	0	11	11.0	0	11	11.0
Wilson, Michael	13	2	9	1	8	4.0	0	9	0.6
Mills, Davis	1	1	5	0	5	5.0	0	5	5.0
West, Jack	2	1	2	0	2	2.0	0	2	1.0
Total	13	384	1673	270	1403	3.7	16	59	107.9
Opponents	13	476	2274	375	1899	4.0	17	62	146.1

Passing	gp	effic	comp-att-int	pct	yds	td	lg	avg/g
Costello, K.J.	13	154.98	269-413-11	65.1	3540	29	80	272.3
West, Jack	2	26.72	1-5-0	20.0	4	0	4	2.0
TEAM	8	0.00	0-3-0	0.0	0	0	0	0.0
Mills, Davis	1	0.00	0-2-0	0.0	0	0	0	0.0
Richardson, Jack	4	150.40	1-1-0	100.0	6	0	6	1.5
Total	13	151.63	271-424-11	63.9	3550	29	80	273.1
Opponents	13	127.79	283-466-11	60.7	3432	14	66	264.0

Receiving	gp	no.	yds	avg	td	lg	avg/g
Arcega-Whiteside, JJ	12	63	1059	16.8	14	80	88.2
Irwin, Trenton	12	60	685	11.4	2	37	57.1
Smith, Kaden	11	47	635	13.5	2	36	57.7
Parkinson, Colby	13	29	485	16.7	7	75	37.3
Love, Bryce	10	20	99	4.9	0	15	9.9
Wilson, Michael	13	14	126	9.0	1	26	9.7
Scarlett, Cameron	13	10	109	10.9	1	46	8.4
Wedington, Connor	4	9	65	7.2	0	15	16.2
St. Brown, Osiris	13	8	204	25.5	1	53	15.7
Speights, Trevor	9	6	52	8.7	0	14	5.8
Harrington, Scooter	13	2	12	6.0	0	8	0.9
Maddox, Dorian	13	1	12	12.0	0	12	0.9
Fehoko, Simi	4	1	6	6.0	0	6	1.5
Heimuli, Houston	12	1	1	1.0	1	1	0.1
Total	13	271	3550	13.1	29	80	273.1
Opponents	13	283	3432	12.1	14	66	264.0

Field Goals	fg	pct.	01-19	20-29	30-39	40-49	50-99	lg	blk
Toner, Jet	14-15	93.3	1-1	4-4	6-7	3-3	0-0	46	0
Riccitelli, Collin	1-1	100.0	0-0	1-1	0-0	0-0	0-0	21	0

Scoring	td	fg	PAT				dxp	saf	pts
			kick	rush	rcv	pass			
Arcega-Whiteside, JJ	14	-	-	-	1	-	-	86	
Toner, Jet	-	14-15	34-34	-	-	-	-	76	
Scarlett, Cameron	9	-	-	-	-	-	-	54	
Parkinson, Colby	7	-	-	-	-	-	-	42	
Love, Bryce	6	-	-	1-1	-	-	-	38	
Smith, Kaden	2	-	-	-	-	-	-	12	
Irwin, Trenton	2	-	-	-	-	-	-	12	
Riccitelli, Collin	-	1-1	8-10	-	-	-	-	11	
Speights, Trevor	1	-	-	-	-	-	-	6	
Wilson, Michael	1	-	-	-	-	-	-	6	
St. Brown, Osiris	1	-	-	-	-	-	-	6	
Maddox, Dorian	1	-	-	-	-	-	-	6	
Alfieri, Joey	1	-	-	-	-	-	-	6	
Heimuli, Houston	1	-	-	-	-	-	-	6	
Okereke, Bobby	-	-	-	-	-	-	1	2	
Total	46	15-16	42-44	1-1	1	1-1	-	369	
Opponents	33	22-29	32-32	-	-	0-1	-	298	

Record:	Overall	Home	Away	Neutral
All games	9-4	4-2	4-2	1-0
Conference	6-3	2-2	4-1	0-0
Non-Conference	3-1	2-0	0-1	1-0

Team Statistics	STAN	OPP
FIRST DOWNS	251	272
Rushing	66	103
Passing	150	154
Penalty	35	15
RUSHING YARDAGE	1403	1899
Rushing Attempts	384	476
Average Per Rush	3.7	4.0
Average Per Game	107.9	146.1
TDs Rushing	16	17
PASSING YARDAGE	3550	3432
Comp-Att-Int	271-424-11	283-466-11
Average Per Pass	8.4	7.4
Average Per Catch	13.1	12.1
Average Per Game	273.1	264.0
TDs Passing	29	14
TOTAL OFFENSE	4953	5331
Average Per Play	6.1	5.7
Average Per Game	381.0	410.1
KICK RETURNS: #-Yards	32-695	5-166
PUNT RETURNS: #-Yards	24-245	14-76
INT RETURNS: #-Yards	11-113	11-190
FUMBLES-LOST	11-4	16-7
PENALTIES-Yards	72-548	82-795
PUNTS-AVG	68-44.1	60-41.0
TIME OF POSSESSION/Game	30:05	29:55
3RD-DOWN Conversions	67/170	75/199
4TH-DOWN Conversions	8/12	17/31

Interceptions	no.	yds	avg	td	lg
Adebo, Paulson	4	45	11.2	0	43
Antoine, Malik	2	36	18.0	0	36
Murphy, Alameen	2	32	16.0	0	32
Buncom, Frank	1	0	0.0	0	0
Barton, Sean	1	0	0.0	0	0
Booker, Thomas	1	0	0.0	0	0

Punting	no.	yds	avg	lg	tb	fc	i20	50+	blk
Bailey, Jake	68	2996	44.1	84	10	22	24	20	0

Punt Returns	no.	yds	avg	td	lg
Irwin, Trenton	14	162	11.6	0	39
Wilson, Michael	8	65	8.1	0	30
Wedington, Connor	2	18	9.0	0	13
Total	24	245	10.2	0	39
Opponents	14	76	5.4	0	17

Kick Returns	no.	yds	avg	td	lg
Scarlett, Cameron	24	566	23.6	0	74
Love, Bryce	3	56	18.7	0	24
Maddox, Dorian	3	62	20.7	0	22
Fisk, Tucker	1	3	3.0	0	3
Harrington, Scooter	1	8	8.0	0	8
Total	32	695	21.7	0	74
Opponents	5	166	33.2	1	93

All Purpose	g	rush	rcv	pr	kr	ir	total	avg/g
Arcega-Whiteside	12	0	1059	0	0	0	1059	88.2
Scarlett, Camero	13	330	109	0	566	0	1005	77.3
Love, Bryce	10	739	99	0	56	0	894	89.4
Irwin, Trenton	12	0	685	162	0	0	847	70.6
Smith, Kaden	11	0	635	0	0	0	635	57.7
Parkinson, Colby	13	0	485	0	0	0	485	37.3
Speights, Trevor	9	221	52	0	0	0	273	30.3
St. Brown, Osiris	13	0	204	0	0	0	204	15.7
Wilson, Michael	13	8	126	65	0	0	199	15.3
Maddox, Dorian	13	103	12	0	62	0	177	13.6
Total	13	1403	3550	245	695	113	6006	462.0
Opponents	13	1899	3432	76	166	190	5763	443.3

Total Offense	g	plays	rush	pass	total	avg/g
Costello, K.J.	13	455	-20	3540	3520	270.8
Love, Bryce	10	166	739	0	739	73.9
Scarlett, Cameron	13	79	330	0	330	25.4



**2018 Stanford Football  
Stanford Overall Defensive Statistics (as of Jan 02, 2019)  
All games**

##	Defensive Leaders	ua	Tackles			Sacks		Pass defense			Fumbles		blkd	
			a	tot	tfl/yds	no-yds	int-yds	brup	qbh	rcv-yds	ff	kick	saf	
20	Okereke, Bobby	52	44	96	7.5-36	3.5-30	.	5	3	1-0	2	.	1	
27	Barton, Sean	47	45	92	3.5-15	2.0-13	1-0	1	4	2-4	1	.	.	
11	Adebo, Paulson	44	20	64	3.5-9	.	4-45	20	.	.	.	.	.	
10	Fox, Jordan	30	31	61	9.5-48	4.5-37	.	1	6	.	1	.	.	
13	Holder, Alijah	35	24	59	2.5-6	.	.	10	.	.	1	.	.	
3	Antoine, Malik	37	16	53	2.0-9	1.0-8	2-36	2	.	.	.	.	.	
5	Buncom, Frank	31	21	52	1.0-7	1.0-7	1-0	6	.	.	.	.	.	
57	Williams, Michael	23	19	42	2.0-5	1.0-3	.	.	4	.	.	.	.	
32	Alfieri, Joey	21	16	37	5.5-22	3.5-20	.	3	3	1-80	1	.	.	
90	Reid, Gabe	19	16	35	7.5-42	5.5-34	.	.	5	.	.	.	.	
4	Murphy, Alameen	18	17	35	0.5-0	.	2-32	1	.	.	.	.	.	
97	Jackson, Dylan	13	21	34	1.0-5	0.5-3	.	1	.	.	.	.	.	
31	Branch, Mustafa	12	21	33	2.0-2	.	.	1	1	.	.	.	.	
52	Toohill, Casey	12	17	29	5.0-27	3.0-25	.	2	6	.	.	.	.	
51	Swann, Jovan	16	12	28	7.0-28	4.5-23	.	2	1	1-0	.	.	.	
34	Booker, Thomas	14	14	28	4.0-30	3.5-29	1-0	2	1	1-0	.	.	.	
22	Eboh,Obi	10	7	17	.	.	.	4	.	.	.	.	.	
29	Williamson, Kendall	14	2	16	2.0-12	.	.	2	.	.	.	.	.	
9	Edwards, Ben	1	14	15	.	.	.	1	.	.	.	.	.	
24	Wade-Perry, Dalyn	5	8	13	2.0-5	.	.	.	1	.	.	.	.	
25	Pryts, Andrew	4	3	7	.	.	.	.	.	.	.	.	.	
23	Johnson, Ryan	1	4	5	.	.	.	.	1	.	.	.	.	
26	Parson, J.J.	2	2	4	.	.	.	.	.	.	.	.	.	
49	Burik, Lewis	2	2	4	.	.	.	.	.	.	.	.	.	
6	Fox, Andres	1	2	3	1.5-13	1.5-13	.	.	.	.	.	.	.	
91	Schaffer, Thomas	2	1	3	.	.	.	1	.	.	.	.	.	
69	McNitzky, Richard	2	1	3	.	.	.	.	.	.	.	.	.	
19	Williams, Noah	1	2	3	.	.	.	1	.	.	1	.	.	
18	Head, Stuart	2	1	3	.	.	.	.	.	.	.	.	.	
40	Trinh, Anthony	.	2	2	0.5-1	.	.	.	.	.	.	.	.	
43	Beecher, Ryan	.	2	2	.	.	.	.	.	.	.	.	.	
2	Simmons, Brandon	2	.	2	.	.	.	.	.	.	.	.	.	
0C	Costello, K.J.	1	.	1	.	.	.	.	.	.	.	.	.	
8	Butler, Treyjohn	1	.	1	.	.	.	.	.	.	.	.	.	
84	Parkinson, Colby	1	.	1	.	.	.	.	.	.	.	.	.	
TM	TEAM	1	.	1	1.0-4	1.0-4	.	.	.	.	1	.	.	
30	Bonner, Ethan	1	.	1	.	.	.	.	.	.	.	.	.	
3D	Heimuli, Houston	1	.	1	.	.	.	.	.	.	.	.	.	
0E	Wedington, Connor	1	.	1	.	.	.	.	.	.	.	.	.	
47	Kaufusi, Tangaloa	.	1	1	.	.	.	.	.	.	.	.	.	
14	Bailey, Jake	.	1	1	.	.	.	.	.	.	.	.	.	
0B	Irwin, Trenton	1	.	1	.	.	.	.	.	1-0	1	.	.	
73	Burkett, Jesse	1	.	1	.	.	.	.	.	.	.	.	.	
82	Smith, Kaden	.	1	1	.	.	.	.	.	.	.	.	.	
58	Boles, Dylan	.	.	.	.	.	.	1	.	.	.	.	.	
Total		482	410	892	71-326	36-249	11-113	66	37	7-84	9	.	1	
Opponents		478	302	780	76-265	24-147	11-190	72	25	4-0	10	.	1	





## 2018 Stanford Football Stanford Passing Game-by-Game (as of Jan 02, 2019) All games

#0C Costello,K	Comp	Att	Int	Pct	Yards	TD	Long	Sacked	Effic
San Diego State	21	31	1	67.7	332	4	80	1-2	193.83
USC	16	27	0	59.3	183	1	29	0-0	128.41
UC Davis	17	30	2	56.7	214	2	53	2-12	125.25
Oregon	19	26	0	73.1	327	3	49	2-8	216.80
Notre Dame	15	27	1	55.6	174	1	45	5-26	114.50
Utah	26	41	2	63.4	381	1	30	4-30	139.77
Arizona State	22	29	0	75.9	231	1	28	1-9	154.15
Washington State	34	43	0	79.1	323	4	36	1-4	172.87
Washington	29	43	3	67.4	347	2	35	1-9	136.62
Oregon State	23	33	1	69.7	342	4	75	0-0	190.69
UCLA	23	37	1	62.2	344	5	52	0-0	179.45
California	18	29	0	62.1	237	1	46	3-17	142.10
Pitt	6	17	0	35.3	105	0	49	3-26	87.18
<b>TOTALS</b>	<b>269</b>	<b>413</b>	<b>11</b>	<b>65.1</b>	<b>3540</b>	<b>29</b>	<b>80</b>	<b>23-143</b>	<b>154.98</b>

#1H Richardson,J	Comp	Att	Int	Pct	Yards	TD	Long	Sacked	Effic
Oregon State	1	1	0	100.0	6	0	6	1-4	150.40
<b>TOTALS</b>	<b>1</b>	<b>1</b>	<b>0</b>	<b>100.0</b>	<b>6</b>	<b>0</b>	<b>6</b>	<b>1-4</b>	<b>150.40</b>

#1J West,J	Comp	Att	Int	Pct	Yards	TD	Long	Sacked	Effic
UC Davis	0	1	0	0.0	0	0	0	0-0	0.00
Oregon State	1	4	0	25.0	4	0	4	0-0	33.40
<b>TOTALS</b>	<b>1</b>	<b>5</b>	<b>0</b>	<b>20.0</b>	<b>4</b>	<b>0</b>	<b>4</b>	<b>0-0</b>	<b>26.72</b>

### Records Under Coach Shaw

Overall	82-26	On ABC	12-4	Scoring first	65-12	Outrushing opponent	66-6
Home	44-8	On CBS	2-0	Opponent scores first	17-14	Getting outrushed	16-20
Road	31-14	On CBS Sports Network	1-1			Passing for more yards	35-9
Neutral	7-4	On ESPN	22-9	Leading at halftime	71-7	Passing for fewer yards	45-17
vs. Pac-12 (regular season)	55-17	On FOX	12-4	Tied at halftime	3-3	Outgaining opponent	59-7
vs. In-state opponents	29-5	On FS1	11-0	Trailing at halftime	8-16	Getting outgained	22-19
Overtime	4-2	On NBC	1-3			Fewer penalty yards	44-14
		On Pac-12 Networks	16-5	Leading after 3 quarters	67-6	More penalty yards	37-12
Coming off a loss	20-6			Tied after 3 quarters	4-5		
Coming off a win	62-20	Day	34-9	Trailing after 3 quarters	11-15	Winning turnover battle	48-6
Coming off a bye week	13-4	Night	48-17			Losing turnover battle	14-16
				Scoring 40+ points	30-0		
vs. AP top 25	25-16	Saturday	65-20	Scoring 30-39 points	25-5	Winning time of possession	65-11
vs. Unranked opponents	57-10	Friday	10-2	Scoring 20-29 points	21-7	Losing time of possession	16-15
Ranked higher	39-13	Thursday	4-2	Scoring 0-19 points	6-14		
Opponent is ranked higher	10-11	Wednesday	0-1			Defensive/special teams TD	19-5
		Tuesday	2-0	Allowing 40+ points	3-8	Allowing defensive/special teams TD	7-3
August	4-0	Monday	1-1	Allowing 30-39 points	6-4		
September	22-7			Allowing 20-29 points	20-9	Individual 100-yard rusher	48-9
October	23-8	Decided by 3 or less	12-11	Allowing 0-19 points	53-5	Individual 100-yard receiver	28-9
November	25-7	Decided by 4-7 points	12-6			Individual 300-yard passer	11-5
December	6-2	Decided by more than 7	58-9				
January	2-2						



**2018 Stanford Football**  
**Stanford Rushing/Receiving Game-by-Game (as of Jan 02, 2019)**  
**All games**

<b>RUSHING</b>	<b>No-Yds/TD</b>	<b>SDSU</b>	<b>USC</b>	<b>UCD</b>	<b>ORE</b>	<b>ND</b>	<b>UTAH</b>	<b>ASU</b>	<b>WSU</b>	<b>WASH</b>	<b>OSU</b>	<b>UCLA</b>	<b>CAL</b>	<b>UP</b>
Love,B RB	166-739/6	18-29/0	22-136/1	DNP	19-89/1	17-73/1	DNP	11-21/0	6-71/0	18-71/1	11-90/1	22-85/1	22-74/0	DNP
Scarlett,C RB	79-330/8	7-16/0	5-12/0	9-30/1	3-1/0	1-2/0	6-17/1	9-54/1	3-5/1	3-5/0	3-49/1	4-33/0	4-12/1	22-94/2
Speights, T RB	59-221/1	2-7/0	-	11-87/0	DNP	1-8/0	17-56/1	19-34/0	7-25/0	DNP	DNP	1-0/0	1-4/0	DNP
Maddox,D RB	23-103/1	-	-	8-24/0	-	-	-	-	-	1-10/0	9-39/1	-	1-7/0	4-23/0
Woods, J RB	4-15/0	DNP	DNP	1-3/0	DNP	DNP	DNP	DNP	DNP	DNP	3-12/0	DNP	DNP	DNP
McFarlane,C RB	1-11/0	DNP	DNP	DNP	DNP	DNP	DNP	DNP	DNP	DNP	1-11/0	DNP	DNP	DNP
Wilson,M WR	2-8/0	-	-	-	-	-	1-1/0	-	-	-	-	-	-	1-9/0
Mills,D QB	1-5/0	DNP	DNP	1-5/0	DNP	DNP	DNP	DNP	DNP	DNP	DNP	DNP	DNP	DNP
West,J QB	1-2/0	DNP	DNP	-	DNP	DNP	DNP	DNP	DNP	DNP	1-2/0	DNP	DNP	DNP
Richardson, J QB	1--4/0	DNP	DNP	-	DNP	DNP	DNP	-	DNP	DNP	1--4/0	DNP	DNP	-
TEAM	5--7/0	-	1--1/0	-	DNP	DNP	-	DNP	DNP	-	DNP	1--1/0	1--1/0	2--4/0
Costello,K QB	42--20/0	1--2/0	1-12/0	3--12/0	2--19/0	5--28/0	4--30/0	4-18/0	7-19/0	1--9/0	1-45/0	2-9/0	6--4/0	5--19/0

<b>RECEIVING</b>	<b>No-Yds/TD</b>	<b>SDSU</b>	<b>USC</b>	<b>UCD</b>	<b>ORE</b>	<b>ND</b>	<b>UTAH</b>	<b>ASU</b>	<b>WSU</b>	<b>WASH</b>	<b>OSU</b>	<b>UCLA</b>	<b>CAL</b>	<b>UP</b>
A.-Whiteside,JJ WR	63-1059/14	6-226/3	4-62/0	3-36/2	4-84/2	5-30/1	8-103/0	7-91/1	10-111/2	1-11/0	DNP	7-106/3	5-109/0	3-90/0
Irwin, T WR	60-685/2	5-31/0	5-31/0	3-28/0	2-37/0	5-57/0	7-100/0	7-79/0	8-80/0	4-59/1	6-70/0	7-103/1	1-10/0	DNP
Smith,K TE	47-635/2	2-18/0	4-77/0	6-68/0	6-95/0	1-4/0	8-120/0	-	9-112/1	8-107/1	3-34/0	DNP	DNP	-
Parkinson,C TE	29-485/7	3-37/1	2-16/1	-	3-50/1	1-31/0	1-24/0	1-5/0	1-2/0	5-79/0	6-166/4	2-45/0	3-21/0	1-9/0
St. Brown,O WR	8-204/1	1-0/0	-	1-53/0	2-49/0	1-45/0	-	1--3/0	-	1-8/0	-	1-52/1	-	-
Wilson,M WR	14-126/1	-	-	1-1/0	-	-	1-26/1	1-5/0	1-3/0	1-13/0	2-26/0	4-41/0	1-5/0	2-6/0
Scarlett,C RB	10-109/1	-	-	1-6/0	1-3/0	-	-	1-19/0	-	3-22/0	1-5/0	-	3-54/1	-
Love,B RB	20-99/0	3-18/0	-	DNP	1-9/0	2-7/0	DNP	2-10/0	4-14/0	3-18/0	1-7/0	2--3/0	2-19/0	DNP
Wedington,C WR	9-65/0	1-2/0	DNP	DNP	DNP	DNP	DNP	DNP	DNP	3-30/0	3-22/0	DNP	2-11/0	DNP
Speights, T RB	6-52/0	-	1--3/0	1-14/0	DNP	-	1-8/0	2-25/0	-	DNP	DNP	-	1-8/0	DNP
Maddox,D RB	1-12/0	-	-	-	-	-	-	-	-	-	1-12/0	-	-	-
Harrington,S TE	2-12/0	-	-	1-8/0	-	-	-	-	-	-	1-4/0	-	-	-
Fehoko,S WR	1-6/0	DNP	DNP	DNP	DNP	DNP	DNP	DNP	DNP	DNP	1-6/0	-	-	-
Heimuli,H FB	1-1/1	-	-	-	-	-	-	-	1-1/1	-	-	-	-	DNP

**2018 Stanford Football**  
**Stanford Return Stats Game-by-Game (as of Jan 02, 2019)**  
**All games**

<b>PUNT RETURNS</b>	<b>No-Yds</b>	<b>SDSU</b>	<b>USC</b>	<b>UCD</b>	<b>ORE</b>	<b>ND</b>	<b>UTAH</b>	<b>ASU</b>	<b>WSU</b>	<b>WASH</b>	<b>OSU</b>	<b>UCLA</b>	<b>CAL</b>	<b>UP</b>
Irwin,T	14-162	1-10	1-8	1-22	-	1-9	1-9	1-8	1-39	3-17	3-18	1-22	-	DNP
Wilson,M	8-65	-	-	2-37	-	1-1	-	-	-	-	-	-	2-23	3-4
Wedington,C	2-18	2-18	DNP	DNP	DNP	DNP	DNP	DNP	DNP	-	-	DNP	-	DNP

<b>KICK RETURNS</b>	<b>No-Yds</b>	<b>SDSU</b>	<b>USC</b>	<b>UCD</b>	<b>ORE</b>	<b>ND</b>	<b>UTAH</b>	<b>ASU</b>	<b>WSU</b>	<b>WASH</b>	<b>OSU</b>	<b>UCLA</b>	<b>CAL</b>	<b>UP</b>
Scarlett,C	24-566	1-20	1-17	-	3-44	1-16	4-100	2-41	4-94	4-91	1-25	1-74	1-27	1-17
Maddox,D	3-62	-	-	-	1-22	-	-	-	-	-	-	1-18	1-22	-
Love,B	3-56	-	1-9	DNP	1-24	1-23	DNP	-	-	-	-	-	-	DNP
Harrington,S	1-8	-	-	-	-	-	-	-	-	1-8	-	-	-	-
Fisk,T	1-3	-	-	1-3	-	-	-	-	-	-	-	-	-	-

<b>INT. RETURNS</b>	<b>No-Yds</b>	<b>SDSU</b>	<b>USC</b>	<b>UCD</b>	<b>ORE</b>	<b>ND</b>	<b>UTAH</b>	<b>ASU</b>	<b>WSU</b>	<b>WASH</b>	<b>OSU</b>	<b>UCLA</b>	<b>CAL</b>	<b>UP</b>
Adebo,P	4-45	-	-	-	-	-	-	1-2	-	-	-	1-0	2-43	-
Antoine,M	2-36	DNP	2-36	-	-	-	-	-	-	-	-	-	-	-
Murphy,A	2-32	-	-	1-32	1-0	-	-	-	-	-	-	-	DNP	DNP
Barton,S	1-0	-	-	-	-	-	-	1-0	-	-	-	-	-	-
Buncom,F	1-0	-	-	-	-	-	-	-	-	-	1-0	-	-	-
Booker,T	1-0	-	-	1-0	-	-	-	-	-	-	-	-	-	-

<b>FUMBLE RETURNS</b>	<b>No-Yds</b>	<b>SDSU</b>	<b>USC</b>	<b>UCD</b>	<b>ORE</b>	<b>ND</b>	<b>UTAH</b>	<b>ASU</b>	<b>WSU</b>	<b>WASH</b>	<b>OSU</b>	<b>UCLA</b>	<b>CAL</b>	<b>UP</b>
Alfieri,J	1-80	-	-	-	1-80	-	-	-	DNP	DNP	DNP	-	-	-
Barton,S	1-4	-	-	-	-	-	-	-	-	-	-	-	1-4	-



**2018 Stanford Football  
Stanford Total Tackles Game-by-Game (as of Jan 02, 2019)  
All games**

Total Tackles	UA-A	Total	SDSU	USC	UCD	ORE	ND	UTAH	ASU	WSU	WASH	OSU	UCLA	CAL	UP
Okereke,B LB	52-44	96	2-1	3-7	1-1	6-2	5-3	9-3	5-2	1-6	5-6	1-2	5-2	7-6	2-3
Barton,S LB	47-45	92	3-6	2-8	1-1	5-3	6-3	2-2	2-2	4-6	3-4	4-1	6-1	4-5	5-3
Adebo,P CB	44-20	64	3-5	3-2	1-2	6-0	6-1	3-2	3-0	5-4	3-1	1-2	4-0	2-1	4-0
Fox,J LB	30-31	61	0-1	0-2	0-2	4-5	3-3	3-1	3-0	3-3	4-5	1-3	2-1	4-3	3-2
Holder,A CB	35-24	59	DNP	2-2	5-2	1-3	8-2	3-0	1-1	2-8	5-2	-	2-1	2-1	4-2
Antoine,M	37-16	53	DNP	1-1	0-2	1-0	6-1	2-2	4-1	1-3	4-2	3-1	5-0	6-0	4-3
Buncom,F	31-21	52	0-1	3-3	1-2	4-1	3-1	3-1	3-3	2-3	1-2	2-1	5-0	2-0	2-3
Williams,M DT	23-19	42	2-1	1-3	2-1	3-3	3-0	4-2	0-3	0-3	2-1	1-0	2-2	1-0	2-0
Alferi,J LB	21-16	37	2-6	2-5	1-2	1-2	7-0	2-0	-	DNP	DNP	DNP	3-0	1-0	2-1
Reid,G LB	19-16	35	0-1	0-1	0-2	0-1	4-1	1-0	2-2	1-2	3-1	4-1	2-0	2-3	0-1
Murphy,A CB	18-17	35	5-4	1-3	2-4	1-2	1-0	0-1	2-0	2-2	2-0	0-1	2-0	DNP	DNP
Jackson,D DE	13-21	34	1-4	0-2	2-3	3-2	0-6	2-0	3-0	0-2	1-1	-	1-1	DNP	-
Branch,M LB	12-21	33	0-3	0-4	1-6	1-1	3-3	1-1	5-1	1-1	0-1	DNP	DNP	DNP	DNP
Toohill,C LB	12-17	29	2-1	1-7	1-2	DNP	DNP	DNP	2-1	1-1	2-1	DNP	DNP	DNP	3-4
Swann,J DE	16-12	28	2-1	0-5	0-1	5-2	1-0	3-0	1-1	0-1	-	2-0	1-0	0-1	1-0
Booker,T DE	14-14	28	2-2	-	0-1	0-1	-	2-2	1-2	1-1	1-2	1-0	-	4-0	2-3
Eboh,O CB	10-7	17	-	-	1-1	-	-	-	-	-	-	2-4	3-0	4-2	-
Williamson,K CB	14-2	16	DNP	DNP	DNP	-	-	-	-	-	1-0	0-1	7-0	3-0	3-1
Edwards,B SS	1-14	15	1-4	0-8	0-2	DNP	DNP	DNP	DNP	DNP	DNP	DNP	DNP	DNP	DNP
Wade-Perry,D DT	5-8	13	-	0-1	0-2	1-2	-	0-1	-	DNP	1-2	2-0	1-0	-	-
Pryts,A LB	4-3	7	-	-	1-2	1-0	DNP	-	0-1	-	-	-	2-0	DNP	-
Johnson,R DE	1-4	5	-	-	0-2	DNP	1-0	DNP	DNP	DNP	DNP	0-2	-	-	DNP
Parson,JJ CB	2-2	4	-	DNP	-	DNP	DNP	DNP	DNP	DNP	DNP	1-2	-	-	1-0
Burik,L LB	2-2	4	DNP	DNP	0-2	DNP	DNP	DNP	DNP	DNP	DNP	2-0	DNP	DNP	DNP
Williams,N	1-2	3	-	-	-	1-2	-	-	DNP	-	-	-	-	-	-
Schaffer,T DE	2-1	3	DNP	DNP	DNP	DNP	DNP	DNP	DNP	DNP	-	1-0	1-0	0-1	-
Fox,A DE	1-2	3	DNP	DNP	-	DNP	DNP	DNP	DNP	DNP	0-1	0-1	1-0	-	-
Head,S SS	2-1	3	-	DNP	-	-	-	-	-	-	-	2-0	-	0-1	-
McNitzky,R	2-1	3	-	0-1	-	-	-	-	-	-	-	-	-	1-0	1-0
Beecher,R LB	0-2	2	-	-	0-1	-	-	-	-	-	-	-	-	0-1	-
Simmons,B SS	2-0	2	DNP	DNP	DNP	-	1-0	1-0	-	DNP	DNP	DNP	DNP	DNP	-
Trinh,A LB	0-2	2	DNP	DNP	0-2	DNP	DNP	DNP	DNP	DNP	DNP	-	-	-	-
Bailey,J	0-1	1	0-1	-	-	-	-	-	-	-	-	-	-	-	-
TEAM	1-0	1	-	-	-	-	-	-	-	-	-	-	1-0	-	-
Wedington,C	1-0	1	-	DNP	DNP	DNP	DNP	DNP	DNP	DNP	1-0	-	DNP	-	DNP
Butler,T CB	1-0	1	DNP	-	1-0	-	-	-	-	-	-	DNP	DNP	-	-
Kaufusi,T LB	0-1	1	DNP	DNP	DNP	DNP	DNP	DNP	DNP	DNP	DNP	DNP	DNP	0-1	DNP
Burkett,J	1-0	1	DNP	DNP	-	-	-	1-0	-	-	-	-	-	-	-
Heimuli,H	1-0	1	-	-	1-0	-	-	-	-	-	-	-	-	-	DNP
Irwin,T	1-0	1	1-0	-	-	-	-	-	-	-	-	-	-	-	DNP
Costello,K	1-0	1	-	-	-	-	-	-	-	-	-	-	1-0	-	-
Smith,K	0-1	1	-	0-1	-	-	-	-	-	-	-	-	DNP	DNP	-
Parkinson,C	1-0	1	-	-	1-0	-	-	-	-	-	-	-	-	-	-
Bonner,E CB	1-0	1	DNP	DNP	DNP	DNP	DNP	DNP	DNP	DNP	DNP	1-0	-	-	-





**2018 Stanford Football  
Stanford Sacks Game-by-Game (as of Jan 02, 2019)  
All games**

SACKS	UA-A	Total	SDSU	USC	UCD	ORE	ND	UTAH	ASU	WSU	WASH	OSU	UCLA	CAL	UP
Reid,G LB	4-3	5.5	-	-	-	-	1.0-9	1.0-9	1.0-5	-	-	-	1.0-5	1.5-6	-
Fox,J LB	3-3	4.5	-	0.5-3	-	1.5-11	-	-	-	-	0.5-4	1.0-12	-	-	1.0-7
Swann,J DE	4-1	4.5	2.0-19	-	-	1.0-1	-	-	1.5-3	-	-	-	-	-	-
Alfieri,J LB	3-1	3.5	1.0-6	1.5-13	-	-	1.0-1	-	-	DNP	DNP	DNP	-	-	-
Booker,T DE	3-1	3.5	1.0-13	-	-	-	-	-	-	1.0-6	0.5-5	1.0-5	-	-	-
Okereke,B LB	3-1	3.5	1.0-5	-	-	1.0-13	-	-	-	-	-	-	-	0.5-2	1.0-10
Toohill,C LB	2-2	3.0	-	1.0-10	-	DNP	DNP	DNP	0.5-5	-	1.5-10	DNP	DNP	DNP	-
Barton,S LB	2-0	2.0	-	1.0-4	-	-	-	-	-	-	-	-	1.0-9	-	-
Fox,A DE	1-1	1.5	DNP	DNP	-	DNP	DNP	DNP	DNP	DNP	0.5-5	-	1.0-8	-	-
TEAM	1-0	1.0	-	-	-	-	-	-	-	-	-	-	1.0-4	-	-
Buncom,F	1-0	1.0	-	-	-	-	-	-	-	-	-	-	1.0-7	-	-
Antoine,M	1-0	1.0	DNP	-	-	-	-	-	-	-	-	-	1.0-8	-	-
Williams,M DT	1-0	1.0	-	-	-	-	-	-	-	-	-	-	-	1.0-3	-
Jackson,D DE	0-1	0.5	-	-	-	0.5-3	-	-	-	-	-	-	-	DNP	-

**2018 Stanford Football  
Stanford Team Game-by-Game Comparison (as of Jan 02, 2019)  
All games**

Opponent	Score	First Downs			Pen	Rushing Number-Yards	Passing		Total Offense Plays-Yards	Return Yards	Turn- Overs
		Total	Rush	Pass			Comp-Att-Int	Yards			
SAN DIEGO STATE	31 - 10	19 / 11	3 / 6	11 / 5	5 / 0	28-50 / 37-150	21-31-1 / 10-15-0	332 / 113	59-382 / 52-263	48 / 37	1 / 1
USC	17 - 3	13 / 20	4 / 11	9 / 9	0 / 0	29-159 / 37-114	16-28-0 / 17-36-2	183 / 218	57-342 / 73-332	70 / 4	0 / 3
UC DAVIS	30 - 10	17 / 15	6 / 4	10 / 11	1 / 0	33-137 / 21-50	17-33-2 / 28-56-2	214 / 258	66-351 / 77-308	94 / 15	2 / 2
Oregon	38 - 31	17 / 27	3 / 10	13 / 15	1 / 2	24-71 / 49-178	19-26-0 / 26-33-1	327 / 346	50-398 / 82-524	170 / 10	0 / 3
Notre Dame	17 - 38	10 / 29	1 / 12	7 / 16	2 / 1	24-55 / 55-272	15-27-1 / 24-33-0	174 / 278	51-229 / 88-550	49 / 27	1 / 0
UTAH	21 - 40	26 / 22	4 / 12	18 / 8	4 / 2	28-42 / 43-222	26-42-2 / 17-21-0	381 / 199	70-423 / 64-421	109 / 116	4 / 0
Arizona State	20 - 13	24 / 20	8 / 4	10 / 16	6 / 0	43-127 / 23-84	22-29-0 / 26-45-2	231 / 353	72-358 / 68-437	51 / 1	0 / 3
WASHINGTON STATE	38 - 41	27 / 24	6 / 4	16 / 19	5 / 1	23-120 / 19-59	34-43-0 / 40-50-0	323 / 438	66-443 / 69-497	133 / 0	1 / 0
Washington	23 - 27	22 / 19	3 / 6	15 / 11	4 / 2	23-77 / 45-177	29-44-3 / 16-27-0	347 / 194	67-424 / 72-371	116 / 12	3 / 0
OREGON STATE	48 - 17	24 / 18	11 / 9	11 / 8	2 / 1	30-244 / 33-168	25-38-1 / 17-35-1	352 / 236	68-596 / 68-404	43 / 32	1 / 1
UCLA	49 - 42	24 / 31	5 / 6	16 / 22	3 / 3	30-126 / 37-62	23-37-1 / 29-47-1	344 / 466	67-470 / 84-528	114 / 115	1 / 2
California	23 - 13	16 / 18	5 / 8	10 / 9	1 / 1	35-92 / 35-155	18-29-0 / 22-39-2	237 / 197	64-329 / 74-352	119 / 30	1 / 3
Pitt	14 - 13	12 / 18	7 / 11	4 / 5	1 / 2	34-103 / 42-208	6-17-0 / 11-29-0	105 / 136	51-208 / 71-344	21 / 33	0 / 0
Totals	369 - 298	251 / 272	66 / 103	150 / 154	35 / 15	384-1403 / 476-1899	271-424-11 / 283-466-11	3550 / 3432	808-4953 / 942-5331	1137 / 432	15 / 18

Opponent	3rd Down	4th Down	Time of	TOP	Avg	Avg	Avg	Punting	Penalties	Sacks
	Conversions	Conversions	Possession	Margin	Yds/Rush	Yds/Pass	Yds/Play	Number-Avg	Number-Yards	
SAN DIEGO STATE	7-15 / 4-13	0-0 / 0-1	31:10 / 28:50	2:20	1.8 / 4.1	10.7 / 7.5	6.5 / 5.1	5-48.8 / 6-42.8	3-20 / 11-125	5 / 1
USC	4-13 / 8-17	0-0 / 0-1	30:43 / 29:17	1:26	5.5 / 3.1	6.5 / 6.1	6.0 / 4.5	8-43.9 / 6-36.2	7-50 / 4-35	4 / 0
UC DAVIS	3-14 / 4-18	2-3 / 2-5	31:50 / 28:10	3:40	4.2 / 2.4	6.5 / 4.6	5.3 / 4.0	4-34.2 / 6-39.8	10-64 / 5-45	0 / 2
Oregon	5-10 / 9-16	0-1 / 1-2	24:18 / 35:42	-11:24	3.0 / 3.6	12.6 / 10.5	8.0 / 6.4	4-45.0 / 3-33.3	5-23 / 4-32	4 / 2
Notre Dame	3-13 / 9-17	0-0 / 1-2	25:37 / 34:23	-8:46	2.3 / 4.9	6.4 / 8.4	4.5 / 6.2	8-45.6 / 4-51.2	7-50 / 6-67	2 / 5
UTAH	3-11 / 6-13	3-3 / 1-1	28:40 / 31:20	-2:40	1.5 / 5.2	9.1 / 9.5	6.0 / 6.6	3-49.7 / 2-46.0	2-20 / 7-65	1 / 4
Arizona State	8-17 / 5-14	0-0 / 1-1	38:17 / 21:43	16:34	3.0 / 3.7	8.0 / 7.8	5.0 / 6.4	8-41.9 / 5-45.8	5-60 / 7-86	3 / 1
WASHINGTON STATE	8-13 / 6-13	1-2 / 1-1	28:56 / 31:04	-2:08	5.2 / 3.1	7.5 / 8.8	6.7 / 7.2	2-36.0 / 4-49.0	3-18 / 9-89	1 / 1
Washington	8-16 / 4-14	0-1 / 2-3	27:22 / 32:38	-5:16	3.3 / 3.9	7.9 / 7.2	6.3 / 5.2	3-44.0 / 5-34.8	4-28 / 8-85	3 / 1
OREGON STATE	6-12 / 5-15	2-2 / 1-4	33:59 / 26:01	7:58	8.1 / 5.1	9.3 / 6.7	8.8 / 5.9	3-42.0 / 5-42.4	8-70 / 6-34	2 / 1
UCLA	5-12 / 3-14	0-0 / 3-5	31:09 / 28:51	2:18	4.2 / 1.7	9.3 / 9.9	7.0 / 6.3	5-41.2 / 3-36.3	7-64 / 6-63	6 / 0
California	6-14 / 7-18	0-0 / 3-3	32:42 / 27:18	5:24	2.6 / 4.4	8.2 / 5.1	5.1 / 4.8	6-49.7 / 5-39.2	5-40 / 3-30	3 / 3
Pitt	1-10 / 5-17	0-0 / 1-2	26:21 / 33:39	-7:18	3.0 / 5.0	6.2 / 4.7	4.1 / 4.8	9-44.6 / 6-39.2	6-41 / 6-39	2 / 3
Totals	67-170 / 75-199	8-12 / 17-31	391:04 / 388:56	2:08	3.7 / 4.0	8.4 / 7.4	6.1 / 5.7	68-44.1 / 60-41.0	72-548 / 82-795	36 / 24

Note: Game totals are displayed in the format TEAM/OPPONENT for each category



Statistic	National Conference Rank		Value National Leader		Value Conference Leader		Value
	Rank	Rank	Value	Leader	Value	Leader	
3rd Down Conversion Pct (129 ranked)	50	6	0.413	Army West Point	0.571	Washington	0.454
3rd Down Conversion Pct Defense (129 ranked)	62	6	0.385	Miami (FL)	0.237	Utah	0.342
4th Down Conversion Pct (129 ranked)	13	4	0.667	Army West Point	0.909	Arizona St.	0.750
4th Down Conversion Pct Defense (129 ranked)	84	6	0.552	UAB	0.278	Oregon	0.455
Blocked Kicks (81 ranked)				Auburn Baylor Toledo	7 7 7	Southern California	4
Blocked Kicks Allowed (129 ranked)	1	1	0	27 teams tied	0	Stanford Arizona St.	0 0
Blocked Punts (26 ranked)				Toledo	6	Southern California Arizona St. Arizona	2 2 2
Blocked Punts Allowed (125 ranked)	1	1	0	58 teams tied	0	6 teams tied	0
Completion Percentage (129 ranked)	22	3	0.651	Ohio St.	0.708	Washington St.	0.705
Defensive TDs (36 ranked)				Temple	7	California	5
Fewest Penalties (129 ranked)	41	3	66	Northwestern	37	Washington Oregon	63 63
Fewest Penalties Per Game (129 ranked)	46	4	5.50	Northwestern	2.85	Washington	4.85
Fewest Penalty Yards (128 ranked)	17	1	507	Northwestern	335	Stanford	507
Fewest Penalty Yards Per Game (129 ranked)	18	1	42.25	Northwestern	25.77	Stanford	42.25
First Downs Defense (129 ranked)	70	8	254	Southern Miss.	161	California	211
First Downs Offense (129 ranked)	90	10	239	Ohio St.	381	Washington St.	299
Fumbles Lost (128 ranked)	6	1	4	Mississippi St.	2	Stanford Washington St. Arizona St.	4 4 4
Fumbles Recovered (129 ranked)	75	5	7	Boise St.	17	Washington St.	10
Kickoff Return Defense (129 ranked)	129	12	33.20	New Mexico	14.89	Colorado	18.28
Kickoff Returns (129 ranked)	43	5	21.87	Utah St.	29.68	UCLA	27.56
Net Punting (129 ranked)	23	3	39.86	Texas A&M	44.96	Washington St.	40.95
Passes Had Intercepted (129 ranked)	79	9	11	Ga. Southern	0	Arizona St.	5
Passes Intercepted (127 ranked)	48	4	11	4 teams tied	18	California	17
Passing Offense (129 ranked)	19	2	287.1	Washington St.	379.8	Washington St.	379.8
Passing Yards Allowed (129 ranked)	121	12	274.7	Miami (FL)	140.8	Washington	185.4
Passing Yards per Completion (129 ranked)	41	4	13.00	Army West Point	20.34	Arizona	14.18
Punt Return Defense (129 ranked)	14	1	3.82	Arkansas St.	-1.88	Stanford	3.82
Punt Returns (129 ranked)	34	2	11.48	Minnesota	22.25	Oregon	12.10
Red Zone Defense (129 ranked)	26	3	0.783	Fresno St.	0.609	Utah	0.639
Red Zone Offense (129 ranked)	12	2	0.907	Miami (OH)	0.977	Utah	0.911
Rushing Defense (129 ranked)	40	5	140.9	Michigan St.	81.3	Utah	101.8
Rushing Offense (129 ranked)	122	11	108.3	Georgia Tech	334.9	Arizona	202.4
Sacks Allowed (129 ranked)	42	6	1.75	Army West Point	0.18	Washington St.	0.92
Scoring Defense (129 ranked)	41	5	23.8	Mississippi St.	12.0	Washington	15.5
Scoring Offense (129 ranked)	60	5	29.6	Oklahoma	49.5	Washington St.	38.3
Tackles for Loss Allowed (129 ranked)	63	6	5.92	Army West Point	3.00	Washington St.	3.50
Team Passing Efficiency (129 ranked)	16	1	154.32	Oklahoma	200.58	Stanford	154.32
Team Passing Efficiency Defense (129 ranked)	67	8	131.14	Mississippi St.	97.27	California	112.70
Team Sacks (129 ranked)	22	2	2.83	Northern Ill.	3.85	Washington St.	2.92
Team Tackles for Loss (129 ranked)	87	8	5.4	Miami (FL)	10.5	Utah	7.9
Time of Possession (129 ranked)	51	4	30:23	Army West Point	39:15	Washington St.	32:22
Total Defense (129 ranked)	78	9	415.6	Michigan	262.5	Washington	301.8
Total Offense (129 ranked)	69	8	395.4	Oklahoma	577.9	Washington St.	461.8
Turnover Margin (128 ranked)	47	4	0.25	Ga. Southern	1.83	Arizona St.	0.75
Turnovers Gained (129 ranked)	67	6	18	Syracuse Ohio	30 30	California	24
Turnovers Lost (129 ranked)	31	3	15	Ga. Southern	5	Arizona St.	9
Winning Percentage (125 ranked)	31	4	0.667	4 teams tied	1.000	Washington St.	0.833



Statistic	Player	National Rank	Conference Rank	Value	National Leader	Value	Conference Leader	Value
All Purpose (200 ranked)	Bryce Love JJ Arcega-Whiteside	128 131	14 15	89.40 88.09	Darrell Henderson, Memphis	179.08	J.J. Taylor, Arizona	175.58
Blocked Kicks (5 ranked)					Reggie Gilliam, Toledo	4		
Combined Kick Returns (200 ranked)	Cameron Scarlett Trenton Irwin	35 176	4 14	549 162	Michael Walker, Boston College	1,294	Ashtyn Davis, California	629
Completion Percentage (117 ranked)	K.J. Costello	17	2	0.664	Jack Abraham, Southern Miss.	0.731	Gardner Minshew II, Washington St.	0.706
Completions Per Game (100 ranked)	K.J. Costello	16	2	21.92	Gardner Minshew II, Washington St.	36.08	Gardner Minshew II, Washington St.	36.08
Field Goal Percentage (108 ranked)	Jet Toner	2	1	0.933	Cooper Rothe, Wyoming	0.941	Jet Toner, Stanford	0.933
Field Goals Per Game (136 ranked)	Jet Toner	23	2	1.40	Andre Szmyt, Syracuse	2.33	Matt Gay, Utah	1.85
Forced Fumbles (30 ranked)					Sean Williams, Navy	0.45	Jordan Kunaszyk, California	0.42
Fumbles Recovered (21 ranked)	Sean Barton	21	3	2	Chapelle Russell, Temple	5	Ben Burr-Kirven, Washington Taylor Rapp, Washington	3 3
Interceptions Per Game (130 ranked)	Paulson Adebo Malik Antoine Alameen Murphy	15 130 130	1 14 14	0.3 0.2 0.2	Hamp Cheevers, Boston College Andre Cisco, Syracuse	0.6 0.6	Paulson Adebo, Stanford Ashtyn Davis, California Jevon Holland, Oregon	0.3 0.3 0.3
Kickoff Return TDs (6 ranked)					Jason Huntley, New Mexico St.	3	4 players tied	1
Kickoff Returns (71 ranked)	Cameron Scarlett	33	5	23.9	Savon Scarver, Utah St.	34.2	Travell Harris, Washington St.	27.8
Passes Defended (26 ranked)	Paulson Adebo	1	1	1.9	Paulson Adebo, Stanford	1.9	Paulson Adebo, Stanford	1.9
Passing Efficiency (117 ranked)	K.J. Costello	14	1	157.9	Kyler Murray, Oklahoma	205.7	K.J. Costello, Stanford	157.9
Passing TDs (163 ranked)	K.J. Costello	9	2	29	Dwayne Haskins, Ohio St.	47	Gardner Minshew II, Washington St.	36
Passing Yards (130 ranked)	K.J. Costello	13	2	3,435	Dwayne Haskins, Ohio St.	4,580	Gardner Minshew II, Washington St.	4,477
Passing Yards Per Game (130 ranked)	K.J. Costello	11	2	286.3	Gardner Minshew II, Washington St.	373.1	Gardner Minshew II, Washington St.	373.1
Passing Yards per Completion (117 ranked)	K.J. Costello	33	4	13.06	Tua Tagovailoa, Alabama	16.85	Khalil Tate, Arizona	14.88
Points Responsible For (197 ranked)	K.J. Costello JJ Arcega-Whiteside	25 148	3 13	176 86	Dwayne Haskins, Ohio St. Kyler Murray, Oklahoma	306 306	Gardner Minshew II, Washington St.	234
Points Responsible For Per Game (199 ranked)	K.J. Costello JJ Arcega-Whiteside Jet Toner	26 130 156	4 12 15	14.7 7.8 7.4	D'Eriq King, Houston	27.5	Gardner Minshew II, Washington St.	19.5
Punt Return TDs (5 ranked)					4 players tied	2	5 players tied	1
Punt Returns (52 ranked)					Marcus Hayes, New Mexico	21.2	Tyler Vaughns, Southern California	10.5
Punting (95 ranked)	Jake Bailey	19	3	44.0	Braden Mann, Texas A&M	51.1	Stefan Flintoft, UCLA	45.8
Receiving TDs (177 ranked)	JJ Arcega-Whiteside Colby Parkinson	3 63	1 7	14 7	John Ursua, Hawaii	16	JJ Arcega-Whiteside, Stanford	14
Receiving Yards (200 ranked)	JJ Arcega-Whiteside Trenton Irwin Kaden Smith	34 111 134	4 12 21	969 685 635	Andy Isabella, Massachusetts	1,698	Dillon Mitchell, Oregon	1,114
Receiving Yards Per Game (200 ranked)	JJ Arcega-Whiteside Kaden Smith Trenton Irwin	23 80 115	4 8 15	88.1 63.5 57.1	Andy Isabella, Massachusetts	141.5	Laviska Shenault, Colorado	112.3
Receptions Per Game (198 ranked)	JJ Arcega-Whiteside Trenton Irwin Kaden Smith	42 67 82	5 10 16	5.5 5.0 4.7	Laviska Shenault, Colorado	9.6	Laviska Shenault, Colorado	9.6
Rush Yards Per Carry (165 ranked)	Bryce Love	128	10	4.45	Kennedy Brooks, Oklahoma	9.04	Aca'Cedric Ware, Southern California	6.60
Rushing TDs (193 ranked)	Bryce Love Cameron Scarlett	141 141	14 14	6 6	Darrell Henderson, Memphis Devin Singletary, Fla. Atlantic	22 22	Eno Benjamin, Arizona St.	15
Rushing Yards (200 ranked)	Bryce Love	105	11	739	Jonathan Taylor, Wisconsin	1,989	Eno Benjamin, Arizona St.	1,524
Rushing Yards Per Game (200 ranked)	Bryce Love	72	9	73.9	Jonathan Taylor, Wisconsin	165.8	Eno Benjamin, Arizona St.	127.0
Sacks (147 ranked)	Gabe Reid Joey Alfleri	97 145	3 8	0.46 0.39	Jaylon Ferguson, Louisiana Tech	1.25	Mustafa Johnson, Colorado	0.63
Scoring (200 ranked)	JJ Arcega-Whiteside Jet Toner	40 59	4 6	7.8 7.4	Andre Szmyt, Syracuse	11.8	Matt Gay, Utah	8.8
Solo Tackles (48 ranked)					Joe Dineen Jr., Kansas	9.0	Jordan Kunaszyk, California	6.9
Tackles For Loss (36 ranked)					Nate Harvey, East Carolina	2.1	Colin Schooler, Arizona	1.8
Total Interceptions (38 ranked)	Paulson Adebo	13	1	4	Hamp Cheevers, Boston College Andre Cisco, Syracuse	7 7	5 players tied	4
Total Offense (200 ranked)	K.J. Costello Bryce Love	17 199	2 21	286.2 73.9	Gardner Minshew II, Washington St.	381.7	Gardner Minshew II, Washington St.	381.7
Total Points Scored (149 ranked)	JJ Arcega-Whiteside Jet Toner	64 110	7 9	84 74	Darrell Henderson, Memphis	150	Matt Gay, Utah	115
Total Tackles (489 ranked)	Bobby Okereke Sean Barton Paulson Adebo	107 143 434	12 17 29	7.6 7.0 5.0	Javahn Ferguson, New Mexico St.	13.2	Ben Burr-Kirven, Washington	12.7
Total Touchdowns (115 ranked)	JJ Arcega-Whiteside	21	3	14	Darrell Henderson, Memphis	25	Eno Benjamin, Arizona St.	17
Yards per Pass Attempt (117 ranked)	K.J. Costello	13	1	8.67	Kyler Murray, Oklahoma	11.92	K.J. Costello, Stanford	8.67
Yards per Reception (200 ranked)	Colby Parkinson JJ Arcega-Whiteside Kaden Smith	45 67 178	5 7 14	17.00 16.15 13.51	Hakeem Butler, Iowa St.	22.08	Michael Pittman, Southern California	18.49





Offense	WR	TE	LT	LG	C	RG	RT	TE	WR	QB	RB	FB	TE/WR
San Diego State	Arcega-Whiteside	Smith	Little	Hamilton	Dalman	Herbig	Hall	Parkinson	Irwin	Costello	Love	--	--
USC	Arcega-Whiteside	Smith	Little	Hamilton	Dalman	Herbig	Hall	Parkinson	Irwin	Costello	Love	--	--
UC Davis	Arcega-Whiteside	Smith	Little	Hamilton	Burkett	Herbig	Hall	Parkinson	Irwin	Costello	Scarlett	--	--
at Oregon	Arcega-Whiteside	Smith	Little	Fanaika	Burkett	Dalman	Herbig	--	Irwin	Costello	Love	Williams	--
at Notre Dame	Arcega-Whiteside	Smith	Little	Fanaika	Burkett	Herbig	Hall	Parkinson	Irwin	Costello	Love	--	--
Utah	Arcega-Whiteside	Smith	Little	Fanaika	Burkett	Herbig	Hall	--	Irwin	Costello	Speights	--	Wilson
at Arizona State	Arcega-Whiteside	Smith	Little	Fanaika	Burkett	Dalman	Hall	Fisk	Irwin	Costello	Love	--	--
Washington State	Arcega-Whiteside	Smith	Little	Fanaika	Burkett	Hamilton	Hall	Parkinson	Irwin	Costello	Love	--	--
at Washington	Arcega-Whiteside	Smith	Little	Fanaika	Burkett	Hamilton	Hall	Fisk	Irwin	Costello	Love	--	--
Oregon State	Wedington	Smith	Little	Fanaika	Burkett	Powell	Hall	Parkinson	Irwin	Costello	Love	--	--
at UCLA	Arcega-Whiteside	Harrington	Little	Fanaika	Burkett	Powell	Hall	Parkinson	Irwin	Costello	Love	--	--
at Cal	Arcega-Whiteside	Fisk	Little	Fanaika	Burkett	Herbig	Hall	Parkinson	Irwin	Costello	Love	--	--
vs. Pitt	Arcega-Whiteside	--	Hamilton	Fanaika	Burkett	Powell	Hall	Parkinson	Wilson	Costello	Scarlett	--	Harrington

Defense	DE	DT	DT	DE	OLB	ILB	ILB	OLB	CB	CB	FS	SS	NB
San Diego State	Jackson	Williams	--	Swann	Alfieri	Okereke	Barton	Toohill	Murphy	Adebo	Buncom	Edwards	--
USC	Jackson	Williams	--	Swann	Alfieri	Okereke	Barton	Toohill	Murphy	Holder	Buncom	Edwards	--
UC Davis	Jackson	Williams	--	--	Alfieri	Okereke	Barton	Toohill	Adebo	Holder	Buncom	Edwards	Antoine
at Oregon	Jackson	Williams	--	Swann	Alfieri	Okereke	Barton	Fox	Adebo	Holder	Buncom	Antoine	--
at Notre Dame	Jackson	Williams	--	Swann	Alfieri	Okereke	Barton	Fox	Adebo	Holder	Buncom	Antoine	--
Utah	Jackson	Williams	--	Swann	Alfieri	Okereke	Barton	Fox	Adebo	Holder	Buncom	Antoine	--
at Arizona State	Jackson	Williams	--	Swann	Alfieri	Okereke	Barton	Toohill	Adebo	Holder	Buncom	Antoine	--
Washington State	Jackson	Williams	--	--	Reid	Okereke	Barton	Fox	Adebo	Holder	Buncom	Antoine	Murphy
at Washington	Jackson	Williams	--	Booker	Toohill	Okereke	Barton	Fox	Adebo	Holder	Buncom	Antoine	--
Oregon State	Jackson	Williams	--	Swann	Reid	Okereke	Barton	Fox	Adebo	Holder	Buncom	Antoine	--
at UCLA	Jackson	Williams	--	Swann	Reid	Okereke	Barton	Fox	Adebo	Murphy	Buncom	Antoine	--
at Cal	Booker	Williams	--	Swann	Reid	Okereke	Barton	Alfieri	Adebo	Eboh	Buncom	Antoine	--
vs. Pitt	Booker	Williams	--	Swann	--	Okereke	Barton	Alfieri	Adebo	Holder	Buncom	Antoine	Williamson

Special Teams	PK	KO	P	HLD	LS	SS
San Diego State	Toner	Bailey	Bailey	Bailey	McNitzky	McNitzky
USC	Toner	Bailey	Bailey	Bailey	McNitzky	McNitzky
UC Davis	Toner	Bailey	Bailey	Bailey	McNitzky	McNitzky
at Oregon	Toner	Bailey	Bailey	Bailey	McNitzky	McNitzky
at Notre Dame	Toner	Bailey	Bailey	Bailey	McNitzky	McNitzky
Utah	Toner	Bailey	Bailey	Bailey	McNitzky	McNitzky
at Arizona State	Toner	Bailey	Bailey	Bailey	McNitzky	McNitzky
Washington State	Toner	Bailey	Bailey	Bailey	McNitzky	McNitzky
at Washington	Riccitelli	Bailey	Bailey	Bailey	McNitzky	McNitzky
Oregon State	Riccitelli	Bailey	Bailey	Bailey	McNitzky	McNitzky
at UCLA	Toner	Bailey	Bailey	Bailey	McNitzky	McNitzky
at Cal	Toner	Bailey	Bailey	Bailey	McNitzky	McNitzky
vs. Pitt	Toner	Bailey	Bailey	Bailey	McNitzky	McNitzky

Start Chart

Offense No.	Name	2018 GP-GS	Career Starts	Consecutive Starts	Defense No.	Name	2018 GP-GS	Career Starts	Consecutive Starts
19	Arcega-Whiteside, J.J.	12-12	24	3	11	Adebo, Paulson	13-12	12	11
73	Burkett, Jesse	11-11	38	11	32	Alfieri, Joey	10-9	30	2
3	Costello, K.J.	13-13	20	19	3	Antoine, Malik	13-11	11	11
51	Dalman, Drew	7-4	4	0	27	Barton, Sean	13-13	16	13
71	Fanaika, Brandon	12-10	18	10	34	Booker, Thomas	13-3	3	2
88	Fisk, Tucker	13-3	3	0	5	Buncom, Frank	13-13	26	24
75	Hall, A.T.	13-12	3	9	23	Eboh, Obi	13-1	1	0
74	Hamilton, Devery	11-6	14	1	9	Edwards, Ben	3-3	10	0
80	Harrington, Scooter	12-2	6	1	10	Fox, Jordan	13-7	7	0
63	Herbig, Nate	7-7	26	0	13	Holder, Alijah	12-10	30	1
2	Irwin, Trent	12-12	40	0	97	Jackson, Dylan	12-11	24	0
72	Little, Walker	12-12	18	0	23	Murphy, Alameen	11-4	24	0
20	Love, Bryce	10-10	25	0	20	Okereke, Bobby	13-13	40	40
84	Parkinson, Colby	13-10	11	4	15	Perez, Jordan	2-0	10	0
55	Powell, Dylan	11-3	3	1	90	Reid, Gabe	13-4	4	0
22	Scarlett, Cam	13-2	3	1	2	Simmons, Brandon	5-0	4	0
82	Smith, Kaden	11-10	12	0	51	Swann, Jovan	13-10	11	4
23	Speights, Trevor	9-1	1	0	52	Toohill, Casey	7-5	7	0
8	Stewart, Donald	3-0	2	0	57	Williams, Mike	13-13	13	13
5	Wedington, Connor	4-1	5	0	29	Williamson, Kendall	10-1	1	1
4	Wilson, Michael	13-2	2	1					
54	Wilson, Nick	11-0	1	0					



##	PLAYER	GP-GS	SDSU	USC	UCD	ORE	ND	UTAH	ASU	WSU	WASH	OSU	UCLA	CAL	UP
11	A.-Whiteside,JJ	12/12	START	START	START	START	START	START	START	START	START	...	START	START	START
11	Adebo,P	13/12	START	XXX	START	START	START	START	START	START	START	START	START	START	START
32	Alfieri,J	10/9	START	START	START	START	START	START	START	...	...	...	XXX	START	START
3	Antoine,M	12/11	...	XXX	START	START	START	START	START	START	START	START	START	START	START
14	Bailey,J	13/-	XXX	XXX	XXX	XXX	XXX	XXX	XXX	XXX	XXX	XXX	XXX	XXX	XXX
27	Barton,S	13/13	START	START	START	START	START	START	START	START	START	START	START	START	START
2G	Beall,C	1/-	...	...	...	...	...	...	...	...	...	...	...	...	XXX
43	Beecher,R	13/-	XXX	XXX	XXX	XXX	XXX	XXX	XXX	XXX	XXX	XXX	XXX	XXX	XXX
58	Boles,D	3/-	...	...	XXX	...	...	...	...	...	...	XXX	...	...	XXX
30	Bonner,E	4/-	...	...	...	...	...	...	...	...	...	XXX	XXX	XXX	XXX
34	Booker,T	13/3	XXX	XXX	XXX	XXX	XXX	XXX	XXX	XXX	START	XXX	XXX	START	START
31	Branch,M	9/-	XXX	XXX	XXX	XXX	XXX	XXX	XXX	XXX	XXX	...	...	...	...
5	Buncom,F	13/13	START	START	START	START	START	START	START	START	START	START	START	START	START
49	Burik,L	2/-	...	...	XXX	...	...	...	...	...	...	XXX	...	...	...
73	Burkett,J	11/11	...	...	START	START	START	START	START	START	START	START	START	START	START
8	Butler,T	10/-	...	XXX	XXX	XXX	XXX	XXX	XXX	XXX	XXX	...	...	XXX	XXX
83	Buzzell,C	1/-	...	...	XXX	...	...	...	...	...	...	...	...	...	...
65	Chaffin,B	9/-	XXX	...	XXX	XXX	XXX	XXX	XXX	XXX	XXX	XXX	...	...	...
53	Chapman,J	1/-	...	...	...	...	...	...	...	...	...	...	...	...	XXX
0C	Costello,K	13/13	START	START	START	START	START	START	START	START	START	START	START	START	START
5A	Dalman,D	7/4	START	START	XXX	START	...	...	START	XXX	XXX	...	...	...	...
22	Eboh,O	13/1	XXX	XXX	XXX	XXX	XXX	XXX	XXX	XXX	XXX	XXX	XXX	START	XXX
9	Edwards,B	3/3	START	START	START	...	...	...	...	...	...	...	...	...	...
71	Fanaika,B	13/10	XXX	XXX	XXX	START	START	START	START	START	START	START	START	START	START
1C	Fehoko,S	4/-	...	...	...	...	...	...	...	...	...	XXX	XXX	XXX	XXX
88	Fisk,T	13/3	XXX	XXX	XXX	XXX	XXX	XXX	START	XXX	START	XXX	XXX	START	XXX
6	Fox,A	7/-	...	...	XXX	...	...	...	...	XXX	XXX	XXX	XXX	XXX	XXX
10	Fox,J	13/7	XXX	XXX	XXX	START	START	START	XXX	START	START	START	START	XXX	XXX
75	Hall,AT	13/12	START	START	START	XXX	START	START	START	START	START	START	START	START	START
74	Hamilton,D	11/6	START	START	START	...	XXX	XXX	XXX	START	START	...	XXX	XXX	START
80	Harrington,S	13/2	XXX	XXX	XXX	XXX	XXX	XXX	XXX	XXX	XXX	XXX	XXX	START	START
78	Hattis,H	13/-	XXX	XXX	XXX	XXX	XXX	XXX	XXX	XXX	XXX	XXX	XXX	XXX	XXX
18	Head,S	12/-	XXX	...	XXX	XXX	XXX	XXX	XXX	XXX	XXX	XXX	XXX	XXX	XXX
3D	Heimuli,H	12/-	XXX	XXX	XXX	XXX	XXX	XXX	XXX	XXX	XXX	XXX	XXX	XXX	...
63	Herbig,N	7/7	START	START	START	START	START	START	...	...	...	...	...	START	...
13	Holder,A	12/10	...	START	START	START	START	START	START	START	START	START	XXX	XXX	START
0B	Inwin,T	12/12	START	START	START	START	START	START	START	START	START	START	START	START	...
97	Jackson,D	12/11	START	START	START	START	START	START	START	START	START	START	START	...	XXX
23	Johnson,R	7/-	XXX	XXX	XXX	...	XXX	...	...	...	...	XXX	XXX	XXX	...
47	Kaufusi,T	2/-	...	...	...	...	...	...	...	...	...	XXX	...	XXX	...
77	Keck, Thunder	11/-	XXX	XXX	XXX	XXX	XXX	XXX	XXX	XXX	XXX	XXX	...	XXX	...
86	Krishnamurthi,S	1/-	...	...	XXX	...	...	...	...	...	...	...	...	...	...
93	LaBounty,T	1/-	...	...	...	...	...	...	...	...	...	...	...	...	XXX
72	Little,W	12/12	START	START	START	START	START	START	START	START	START	START	START	START	...
2J	Love,B	10/10	START	START	...	START	START	...	START	START	START	START	START	START	...
2H	Maddox,D	13/-	XXX	XXX	XXX	XXX	XXX	XXX	XXX	XXX	XXX	XXX	XXX	XXX	XXX
1D	Mangum-Farrar	4/-	...	...	...	...	...	...	...	...	...	XXX	XXX	XXX	XXX
85	McCombs,K	1/-	...	...	XXX	...	...	...	...	...	...	...	...	...	...
3A	McFarlane,C	1/-	...	...	...	...	...	...	...	...	...	XXX	...	...	...
69	McNitzky,R	13/-	XXX	XXX	XXX	XXX	XXX	XXX	XXX	XXX	XXX	XXX	XXX	XXX	XXX
45	Miezan,R	4/-	...	...	...	...	...	...	...	...	...	XXX	XXX	XXX	XXX
1E	Mills,D	1/-	...	...	XXX	...	...	...	...	...	...	...	...	...	...
4	Murphy,A	11/4	START	START	XXX	XXX	XXX	XXX	XXX	START	XXX	XXX	START	...	...
20	Okereke,B	13/13	START	START	START	START	START	START	START	START	START	START	START	START	START
84	Parkinson,C	13/9	START	START	START	START	XXX	START	XXX	START	XXX	START	START	START	START
26	Parson,JJ	6/-	XXX	...	XXX	...	...	...	...	...	...	XXX	XXX	XXX	XXX
76	Pease,G	2/-	...	...	XXX	...	...	...	...	...	...	XXX	...	...	...
15	Perez,J	2/-	...	...	...	XXX	XXX	...	...	...	...	...	...	...	...
42	Phillips,C	3/-	...	...	XXX	...	...	...	...	...	...	...	...	XXX	XXX
17	Plautz,D	1/-	...	...	...	...	...	...	...	...	...	...	...	...	XXX
55	Powell,D	11/3	XXX	...	XXX	...	XXX	XXX	XXX	XXX	XXX	START	XXX	XXX	START
25	Pryts,A	11/-	XXX	XXX	XXX	XXX	XXX	XXX	XXX	XXX	XXX	XXX	XXX	...	XXX
90	Reid,G	13/4	XXX	XXX	XXX	XXX	XXX	XXX	XXX	START	XXX	START	START	START	XXX
37	Riccitelli,C	3/-	...	...	...	...	...	...	...	...	XXX	XXX	...	...	XXX
1H	Richardson,J	4/-	...	...	XXX	...	...	...	XXX	...	...	XXX	...	...	XXX
21	Robinson,C	2/-	...	...	...	...	...	...	...	...	XXX	XXX	...	...	...
79	Sarell,F	3/-	XXX	XXX	...	...	...	...	...	...	...	...	...	XXX	...
2B	Scarlett,C	13/2	XXX	XXX	START	XXX	XXX	XXX	XXX	XXX	XXX	XXX	XXX	XXX	START
91	Schaffer,T	5/-	...	...	...	...	...	...	...	...	XXX	XXX	XXX	XXX	XXX
1A	Schwartz,H	2/-	...	...	XXX	...	...	...	...	...	...	XXX	...	...	...
2	Simmons,B	5/-	...	...	...	XXX	XXX	XXX	XXX	...	...	...	...	...	XXX
82	Smith,K	11/10	START	START	START	START	START	START	START	START	START	START	...	...	XXX
87	Snyder,B	2/-	...	...	XXX	XXX	...	...	...	...	...	...	...	...	...
2C	Speights,T	9/1	XXX	XXX	XXX	...	XXX	START	XXX	XXX	...	...	XXX	XXX	...
0I	St. Brown,O	13/-	XXX	XXX	XXX	XXX	XXX	XXX	XXX	XXX	XXX	XXX	XXX	XXX	XXX
0H	Stewart,D	3/-	XXX	XXX	XXX	...	...	...	...	...	...	...	...	...	...
51	Swann,J	13/10	START	START	XXX	START	START	START	START	XXX	XXX	START	START	START	START
2D	Symonds,J	4/-	...	...	...	...	...	...	...	...	...	XXX	XXX	XXX	XXX
2F	Toner,J	11/-	XXX	XXX	XXX	XXX	XXX	XXX	XXX	XXX	...	...	XXX	XXX	XXX
52	Toohill,C	7/5	START	START	START	...	...	...	START	XXX	START	...	...	...	XXX
40	Trinh,A	5/-	...	...	XXX	...	...	...	...	...	...	XXX	XXX	XXX	XXX
35	Umerah,T	1/-	...	...	...	...	...	...	...	...	...	...	...	...	XXX
24	Wade-Perry,D	12/-	XXX	XXX	XXX	XXX	XXX	XXX	XXX	...	XXX	XXX	XXX	XXX	XXX
0E	Wedington,C	4/1	XXX	...	...	...	...	...	...	...	XXX	START	...	XXX	...
1J	West,J	2/-	...	...	XXX	...	...	...	...	...	...	XXX	...	...	...
57	Williams,M	13/13	START	START	START	START	START	START	START	START	START	START	START	START	START
19	Williams,N	12/-	XXX	XXX	XXX	XXX	XXX	XXX	...	XXX	XXX	XXX	XXX	XXX	XXX
0F	Williams,R	11/1	XXX	XXX	...	START	XXX	XXX	XXX	XXX	XXX	XXX	XXX	...	XXX
29	Williamson,K	10/1	...	...	...	XXX	XXX	XXX	XXX	XXX	XXX	XXX	XXX	XXX	START
0D	Wilson,M	13/2	XXX	XXX	XXX	XXX	XXX	START	XXX	XXX	XXX	XXX	XXX	XXX	START
54	Wilson,N	11/-	XXX	XXX	XXX	XXX	XXX	XXX	XXX	XXX	XXX	XXX	XXX	...	...
2E	Woods,J	2/-	...	...	XXX	...	...	...	...	...	...	XXX	...	...	...



**San Diego State**

Qtr	Time	Play	Plays-Yards	TOP	Score
2nd	7:27	Okereke safety	--	--	STAN 2-SDSU 7
	0:27	Arcega-Whiteside 38 yd pass from Costello (Toner PAT)	3-52	0:42	STAN 9-SDSU 7
3rd	11:02	Arcega-Whiteside 19 yd pass from Costello (Toner PAT)	4-49	1:46	STAN 16-SDSU 7
	4:43	Arcega-Whiteside 80 yd pass from Costello (Whiteside from Costello)	3-75	2:06	STAN 24-SDSU 10
4th	10:54	Parkinson 19 yd pass from Costello (Toner PAT)	7-68	4:02	STAN 31-SDSU 10

**USC**

Qtr	Time	Play	Plays-Yards	TOP	Score
1st	10:26	Love 6 yd run (Toner PAT)	8-83	4:34	STAN 7-USC 0
2nd	0:34	Parkinson 9 yd pass from Costello (Toner PAT)	5-51	0:44	STAN 14-USC 0
3rd	6:04	Toner 30 yd field goal	9-79	5:13	STAN 17-USC 3

**UC Davis**

Qtr	Time	Play	Plays-Yards	TOP	Score
2nd	13:26	Arcega-Whiteside 9 yd pass from Costello (Toner PAT)	14-63	7:12	STAN 7-UCD 3
	7:28	Toner 31 yd field goal	10-31	4:16	STAN 10-UCD 3
	2:16	Arcega-Whiteside 8 yd pass from Costello (Toner PAT)	7-62	3:25	STAN 17-UCD 3
3rd	12:38	Toner 33 yd field goal	4-4	1:26	STAN 20-UCD 3
	2:38	Scarlett 5 yd run (Toner PAT)	2-58	0:43	STAN 27-UCD 3
4th	3:43	Toner 46 yd field goal	4-(-4)	2:18	STAN 30-UCD 3

**at Oregon**

Qtr	Time	Play	Plays-Yards	TOP	Score
2nd	9:14	Arcega-Whiteside 13 yd pass from Costello (Toner PAT)	7-64	4:12	STAN 7-ORE 14
3rd	2:43	Alfieri 80 yd fumble return (Toner PAT)	--	--	STAN 14-ORE 24
	0:12	Love 22 yd run (Toner PAT)	3-65	1:11	STAN 21-ORE 24
4th	3:10	Arcega-Whiteside 15 yd pass from Costello (Toner PAT)	3-79	1:29	STAN 28-ORE 31
	0:00	Toner 32 yd field goal	6-46	0:51	STAN 31-ORE 31
OT	--	Parkinson 23 yd pass from Costello (Toner PAT)	2-25	--	STAN 38-ORE 31

**at Notre Dame**

Qtr	Time	Play	Plays-Yards	TOP	Score
1st	4:39	Love 39 yd run (Toner PAT)	7-75	3:34	STAN 7-ND 7
2nd	10:36	Arcega-Whiteside 4 yd pass from Costello (Toner PAT)	8-84	4:33	STAN 14-ND 14
3rd	2:16	Toner 46 yd field goal	8-53	3:51	STAN 17-ND 24

**Utah**

Qtr	Time	Play	Plays-Yards	TOP	Score
2nd	0:24	Speights 2 yd run (Toner PAT)	11-77	2:26	STAN 7-UTAH 21
3rd	5:02	Scarlett 1 yd run (Toner PAT)	9-77	4:33	STAN 14-UTAH 27
	1:44	Wilson 26 yd pass from Costello (Toner PAT)	5-74	2:02	STAN 21-UTAH 27

**at Arizona State**

Qtr	Time	Play	Plays-Yards	TOP	Score
2nd	3:40	Toner 21 yd field goal	8-63	4:43	STAN 3-ASU 3
	0:00	Toner 31 yd field goal	12-76	2:05	STAN 6-ASU 3
3rd	7:55	Arcega-Whiteside 28 yd pass from Costello (Toner PAT)	8-75	4:03	STAN 13-ASU 6
	2:45	Scarlett 1 yd run (Toner PAT)	7-80	3:45	STAN 20-ASU 6

**Washington State**

Qtr	Time	Play	Plays-Yards	TOP	Score
1st	11:09	Arcega-Whiteside 18 yd pass from Costello (Toner PAT)	10-75	3:51	STAN 7-WSU 0
	1:22	Scarlett 2 yd run (Toner PAT)	8-75	3:56	STAN 14-WSU 14
2nd	9:25	Smith 10 yd pass from Costello (Toner PAT)	4-66	2:00	STAN 21-WSU 14
	1:04	Heimuli 1 yd pass from Costello (Toner PAT)	8-80	4:31	STAN 28-WSU 14
3rd	6:16	Toner 40 yd field goal	8-53	4:16	STAN 31-WSU 24
4th	1:25	Arcega-Whiteside 25 yd pass from Costello (Toner PAT)	10-73	2:57	STAN 38-WSU 38

**at Washington**

Qtr	Time	Play	Plays-Yards	TOP	Score
3rd	9:43	Smith 14 yd pass from Costello (Riccitelli PAT)	8-61	4:27	STAN 7-WASH 21
	1:55	Love 5 yd run (Riccitelli PAT)	6-67	2:28	STAN 14-WASH 24
4th	9:00	Riccitelli 21 yd field goal	5-30	2:55	STAN 17-WASH 24
	3:24	Irwin 33 yd pass from Costello (kick failed)	6-80	1:39	STAN 23-WASH 27

**Oregon State**

Qtr	Time	Play	Plays-Yards	TOP	Score
1st	13:12	Love 28 yd run (Riccitelli PAT)	5-75	1:48	OSU 0-STAN 7
	5:25	Parkinson 28 yd pass from Costello (kick failed)	8-75	3:44	OSU 7-STAN 13
2nd	14:17	Parkinson 9 yd pass from Costello (Riccitelli PAT)	9-65	4:47	OSU 7-STAN 20
	12:47	Parkinson 75 yd pass from Costello (Riccitelli PAT)	1-75	0:12	OSU 7-STAN 27
	7:51	Parkinson 5 yd pass from Costello (Riccitelli PAT)	4-51	2:58	OSU 7-STAN 34
3rd	9:32	Scarlett 41 yd run (Riccitelli PAT)	4-72	2:11	OSU 17-STAN 41
4th	13:33	Maddox 1 yd run (Riccitelli PAT)	15-80	8:44	OSU 17-STAN 48

**at UCLA**

Qtr	Time	Play	Plays-Yards	TOP	Score
1st	7:50	Arcega-Whiteside 19 yd pass from Costello (Toner PAT)	5-62	2:12	STAN 7-UCLA 3
	3:20	Toner 30 yd field goal	6-25	3:02	STAN 10-UCLA 3
2nd	11:11	Love 2 yd run (Toner PAT)	7-75	3:49	STAN 17-UCLA 6
	2:27	Irwin 37 yd pass from Costello (Toner PAT)	3-37	0:16	STAN 24-UCLA 13
	0:03	Toner 20 yd field goal	3-24	0:22	STAN 27-UCLA 20
3rd	7:02	Arcega-Whiteside 23 yd pass from Costello (Toner PAT)	10-75	5:17	STAN 34-UCLA 27
	5:24	Arcega-Whiteside 2 yd pass from Costello (Toner PAT)	4-21	1:30	STAN 41-UCLA 27
4th	8:19	St. Brown 52 yd pass from Costello (Love run)	3-75	1:08	STAN 49-UCLA 42

**at Cal**

Qtr	Time	Play	Plays-Yards	TOP	Score
1st	9:15	Toner 26 yd field goal	12-75	5:45	STAN 3-CAL 0
	4:37	Scarlett 46 yd pass from Costello (Toner PAT)	4-73	2:12	STAN 10-CAL 0
2nd	0:01	Toner 19 yd field goal	9-53	1:21	STAN 13-CAL 6
4th	3:43	Toner 21 yd field goal	13-77	7:07	STAN 16-CAL 6
	2:27	Scarlett 3 yd run (Toner PAT)	1-3	0:05	STAN 23-CAL 6

**vs. Pitt**

Qtr	Time	Play	Plays-Yards	TOP	Score
2nd	7:39	Scarlett 1 yd run (Toner PAT)	7-64	4:00	STAN 7-PITT 3
4th	11:28	Scarlett 0 yd fumble recovery (Toner PAT)	8-78	3:53	STAN 14-PITT 13



## 2018 Opponent Scoring Drives



### San Diego State

Qtr	Time	Play	Plays-Yards	TOP	Score
1st	2:38	Washington 4 yd run (Baron PAT)	8-92	4:14	STAN 0-SDSU 7
3rd	6:49	Baron 30 yd field goal	10-62	4:13	STAN 16-SDSU 10

### USC

Qtr	Time	Play	Plays-Yards	TOP	Score
3rd	11:24	McGrath 35 yd field goal	9-58	3:36	STAN 14-USC 3

### UC Davis

Qtr	Time	Play	Plays-Yards	TOP	Score
1st	8:42	O'Rourke 26 yd field goal	4-3	1:07	STAN 0-UCD 3
4th	0:00	Spencer 26 yd pass from Rodrigues (O'Rourke PAT)	3-47	0:15	STAN 30-UCD 10

### at Oregon

Qtr	Time	Play	Plays-Yards	TOP	Score
1st	8:30	Brooks-James 7 yd run (Stack PAT)	6-82	2:09	STAN 0-ORE 7
2nd	13:36	Breeland 7 yd pass from Herbert (Stack PAT)	14-88	6:29	STAN 0-ORE 14
	7:30	Verdell 48 yd run (Stack PAT)	4-75	1:44	STAN 7-ORE 21
	1:55	Stack 38 yd field goal	11-59	3:57	STAN 7-ORE 24
4th	4:39	Habibi-Likio 1 yd run (Stack PAT)	11-70	6:11	STAN 21-ORE 31

### at Notre Dame

Qtr	Time	Play	Plays-Yards	TOP	Score
1st	8:13	Williams 45 yd run (Yoon PAT)	7-85	2:20	STAN 0-ND 7
	0:09	Weishar 6 yd pass from Book (Yoon PAT)	11-77	4:30	STAN 7-ND 14
2nd	0:39	Claypool 10 yd pass from Book (Yoon PAT)	7-80	1:24	STAN 14-ND 21
3rd	8:07	Yoon 37 yd field goal	11-56	4:05	STAN 14-ND 24
4th	8:16	Boykin 8 yd pass from Book (Yoon PAT)	10-58	3:05	STAN 17-ND 31
	8:02	Mack 35 yd pass from Book (Yoon PAT)	1-35	0:08	STAN 17-ND 38

### Utah

Qtr	Time	Play	Plays-Yards	TOP	Score
1st	0:47	Moss 7 yd run (Gay PAT)	13-80	6:28	STAN 0-UTAH 7
2nd	10:50	Johnson 100 yd interception return (Gay PAT)	--	--	STAN 0-UTAH 14
	2:56	Moss 35 yd run (Gay PAT)	9-72	5:19	STAN 0-UTAH 21
	0:00	Gay 48 yd field goal	4-45	0:24	STAN 7-UTAH 24
3rd	9:40	Gay 49 yd field goal	12-44	5:20	STAN 7-UTAH 27
4th	12:33	Gay 34 yd field goal	9-59	4:11	STAN 21-UTAH 30
	7:12	Nacua 57 yd pass from Huntley (Gay PAT)	5-74	2:39	STAN 21-UTAH 37
	3:34	Gay 37 yd field goal	5-39	1:58	STAN 21-UTAH 40

### at Arizona State

Qtr	Time	Play	Plays-Yards	TOP	Score
1st	0:27	Ruiz 34 yd field goal	8-6	1:57	STAN 0-ASU 3
3rd	11:58	Ruiz 24 yd field goal	8-59	3:02	STAN 6-ASU 6
4th	7:50	Wilkins 10 yd run (Ruiz PAT)	6-64	1:44	STAN 20-ASU 13

### Washington State

Qtr	Time	Play	Plays-Yards	TOP	Score
1st	8:17	Williams 5 yd run (Mazza PAT)	6-75	2:52	STAN 7-WSU 7
	5:23	Borghi 4 yd pass from Minshew (Mazza PAT)	5-23	2:12	STAN 7-WSU 14
2nd	0:00	Mazza 23 yd field goal	7-69	1:04	STAN 28-WSU 17
3rd	10:32	Williams 3 yd run (Mazza PAT)	9-75	4:28	STAN 28-WSU 24
4th	12:26	Martin 7 yd pass from Minshew (Mazza PAT)	10-82	5:01	STAN 31-WSU 31
	4:28	Bell 3 yd pass from Minshew (Mazza PAT)	11-67	4:47	STAN 31-WSU 38
	0:19	Mazza 42 yd field goal	7-50	1:06	STAN 38-WSU 41

### at Washington

Qtr	Time	Play	Plays-Yards	TOP	Score
1st	8:09	Browning 2 yd run (Henry PAT)	8-73	4:44	STAN 0-WASH 7
	0:55	Sample 11 yd pass from Browning (Henry PAT)	14-80	5:30	STAN 0-WASH 14
2nd	12:20	Gaskin 6 yd run (Henry PAT)	6-26	2:31	STAN 0-WASH 21
3rd	4:27	Henry 22 yd field goal	10-70	5:16	STAN 7-WASH 24
4th	5:09	Henry 38 yd field goal	9-54	3:51	STAN 17-WASH 27

### Oregon State

Qtr	Time	Play	Plays-Yards	TOP	Score
1st	9:09	Bradford 63 yd pass from Luton (Choukair PAT)	1-63	0:10	OSU 7-STAN 7
2nd	2:36	Togiai 7 yd pass from Luton (Choukair PAT)	13-75	5:15	OSU 14-STAN 34
	0:00	Choukair 40 yd field goal	4-26	0:20	OSU 17-STAN 34

### at UCLA

Qtr	Time	Play	Plays-Yards	TOP	Score
1st	13:32	Molson 38 yd field goal	4-2	0:42	STAN 0-UCLA 3
	0:00	Molson 35 yd field goal	8-57	3:20	STAN 10-UCLA 6
2nd	7:34	Kelley 12 yd run (Molson PAT)	9-75	3:37	STAN 17-UCLA 13
	0:37	Kelley 1 yd run (Molson PAT)	7-75	1:50	STAN 24-UCLA 20
3rd	12:19	Irby 12 yd run (Molson PAT)	9-75	2:41	STAN 27-UCLA 27
	2:21	Andrus safety	--	--	STAN 41-UCLA 29
	2:09	Holmes 93 yd kickoff return (Molson PAT)	--	--	STAN 41-UCLA 36
4th	9:27	Speight 1 yd run (Speight pass failed)	13-90	4:35	STAN 41-UCLA 42

### at Cal

Qtr	Time	Play	Plays-Yards	TOP	Score
2nd	10:14	Thomas 40 yd field goal	11-36	3:44	STAN 10 - CAL 3
	4:58	Thomas 24 yd field goal	7-75	2:39	STAN 10 - CAL 6
4th	0:10	Duncan 11 yd pass from Garbers (Thomas PAT)	13-75	2:17	STAN 23-CAL 13

### vs. Pitt

Qtr	Time	Play	Plays-Yards	TOP	Score
2nd	14:14	Kessman 29 yd field goal	6-54	3:04	STAN 0-PITT 3
	2:32	Hall 6 yd run (Kessman PAT)	9-75	5:07	STAN 7-PITT 10
3rd	8:13	Kessman 28 yd field goal	6-46	3:04	STAN 7-PITT 13



**#13/13 Stanford 31, San Diego State 10  
Aug. 31, 2018 • Stanford, Calif.**

Score by Quarters	1	2	3	4	Score
San Diego State (0-1)	7	0	3	0	10
Stanford (1-0)	0	9	15	7	31

Qtr	Time	Team - Scoring Play	Plays-Yards	TOP	Score
1st	2:38	SDSU - Washington 4 yd run (Baron PAT)	8-92	4:14	STAN 0-SDSU 7
2nd	7:27	STAN - Okereke safety	--	--	STAN 2-SDSU 7
	0:27	STAN - Arcega-Whiteside 38 yd pass from Costello (Toner PAT)	3-52	0:42	STAN 9-SDSU 7
3rd	11:02	STAN - Arcega-Whiteside 19 yd pass from Costello (Toner PAT)	4-49	1:46	STAN 16-SDSU 7
	6:49	SDSU - Baron 30 yd field goal	10-62	4:13	STAN 16-SDSU 10
	4:43	STAN - A-Whiteside 80 yd pass from Costello (A-Whiteside pass from Costello)	3-75	2:06	STAN 24-SDSU 10
4th	10:54	STAN - Parkinson 19 yd pass from Costello (Toner PAT)	7-68	4:02	STAN 31-SDSU 10

	SDSU	Stanford
FIRST DOWNS	11	19
RUSHES-YARDS (NET)	37-150	28-50
PASSING YDS (NET)	113	332
Passes Att-Comp-Int	15-10-0	31-21-1
TOTAL OFFENSE PLAYS-YARDS	52-263	59-382
Fumble Returns-Yards	0-0	0-0
Punt Returns-Yards	1-3	3-28
Kickoff Returns-Yards	1-27	1-20
Interception Returns-Yards	1-7	0-0
Punts (Number-Avg)	6-42.8	5-48.8
Fumbles-Lost	2-1	0-0
Penalties-Yards	11-125	3-20
Possession Time	28:50	31:10
Third-Down Conversions	4 of 13	7 of 15
Fourth-Down Conversions	0 of 1	0 of 0
Red-Zone Scores-Chances	2-2	2-3
Sacks By: Number-Yards	1-2	5-43

**RUSHING**

San Diego State-Washington, J. 24-158; Jasmin, Chase 6-25; Dedeaux, Ethan 1-4.  
Stanford-Love, Bryce 18-29; Scarlett, Cameron 7-16; Speights, Trevor 2-7; Costello, K.J. 1-(-2).

**PASSING**

San Diego State-Chapman 10-15-0-113.  
Stanford-Costello, K.J. 21-31-1-332.

**RECEIVING**

San Diego State-Dedeaux 3-21; Wilson 2-49; Trevillion 2-29; Washington 2-6; Houston 1-8.  
Stanford-Arcega-Whiteside, JJ 6-226; Irwin, Trenton 5-31; Parkinson, Colby 3-37; Love, Bryce 3-18; Smith, Kaden 2-18; Wedington, Connor 1-2; St. Brown, Osiris 1-0.

**INTERCEPTIONS**

San Diego State-Hall, Noble 1-7.

**FUMBLES**

San Diego State-Washington, J. 1-0; Hall, Noble 1-1.

**SACKS (UA-A)**

San Diego State-Onyeukwu, Chibu 1-0.  
Stanford-Swann, Jovan 2-0; Booker, Thomas 1-0; Okereke, Bobby 1-0; Alfieri, Joey 1-0.

**TACKLES (UA-A)**

San Diego State-Tezino 3-7; Baldwin 3-4; Cassidy 2-5; Thompson 3-2; Hall 1-4; Smith 2-2; Woods 1-3; Aleki 1-3; Thompson 3-0; Onyeukwu 3-0; Barcoo 2-0; Hawkins 2-0; Lakalaka 1-0; Banks 1-0.  
Stanford-Murphy, Alameen 5-4; Barton, Sean 3-6; Adebo, Paulson 3-5; Alfieri, Joey 2-6; Jackson, Dylan 1-4; Edwards, Ben 1-4; Booker, Thomas 2-2; Swann, Jovan 2-1; Okereke, Bobby 2-1; Toohill, Casey 2-1; Williams, Michael 2-1; Branch, Mustafa 0-3; Irwin, Trenton 1-0; Bailey, Jake 0-1; Buncom, Frank 0-1; Fox, Jordan 0-1; Reid, Gabe 0-1.

**The JJ and Costello Show**

**STANFORD, Calif.** - Stanford knew defenses were going to do whatever it takes to slow down Bryce Love after his record-setting 2017 season.

Being able to take advantage of that with the deep passing game will be key to the Cardinal's success this year.

JJ Arcega-Whiteside did just that, getting loose for three long touchdown catches from K.J. Costello to overcome a slow night by Love and No. 13 Stanford opened the season with a 31-10 victory over San Diego State.

Love was held to 29 yards on 18 carries as the Aztecs focused their defense on stopping the man who led all Power 5 backs with 2,118 yards rushing last season on the way to a Heisman Trophy runner-up finish.

After a slow start, the Cardinal made San Diego State pay for that decision. Costello connected with Arcega-Whiteside on a 38-yard score in the second quarter and then on plays from 19 and 80 yards in the third quarter as the Aztecs defensive backs struggled to contend with Stanford's big receiver. Arcega-Whiteside finished with six catches for 226 yards.

Costello added a 19-yard touchdown pass to Colby Parkinson in the fourth quarter to break open what had been a close game for more than a half. Costello finished 21 for 31 for 332 yards and four touchdowns.

The game turned following an odd sequence late in the first half. Noble Hall intercepted a deflected pass for San Diego State but then lost the ball when Stanford receiver Trenton Irwin raced back and knocked it loose before recovering the fumble.

Three plays later, Costello found Arcega-Whiteside deep for his first touchdown that gave Stanford a 9-7 lead at the half.

The Aztecs had scored first behind talented back Juwan Washington, who had runs of 22, 10 and 40 yards on a 92-yard drive that ended with his 4-yard score.

Stanford finally got on the board midway through the second quarter when Jake Bailey's 63-yard punt went out of bounds at the 1 and Bobby Okereke sacked Christian Chapman in the end zone.



#10/9 Stanford 17, #17/12 USC 3  
Sept. 8, 2018 • Stanford, Calif.

Love Leads Stanford Past USC

Score by Quarters	1	2	3	4	Score
USC (1-1, 0-1)	0	0	3	0	3
Stanford (2-0, 1-0)	7	7	3	0	17

Qtr	Time	Team - Scoring Play	Plays-Yards	TOP	Score
1st	10:26	STAN - Love 6 yd run (Toner PAT)	8-83	4:34	STAN 7-USC 0
2nd	0:34	STAN - Parkinson 9 yd pass from Costello (Toner PAT)	5-51	0:44	STAN 14-USC 0
3rd	11:24	USC - McGrath 35 yd field goal	9-58	3:36	STAN 14-USC 3
	6:04	STAN - Toner 30 yd field goal	9-79	5:13	STAN 17-USC 3

	USC	Stanford
FIRST DOWNS	20	13
RUSHES-YARDS (NET)	37-114	29-159
PASSING YDS (NET)	218	183
Passes Att-Comp-Int	36-17-2	28-16-0
TOTAL OFFENSE PLAYS-YARDS	73-332	57-342
Fumble Returns-Yards	0-0	0-0
Punt Returns-Yards	1-4	1-8
Kickoff Returns-Yards	0-0	2-26
Interception Returns-Yards	0-0	2-36
Punts (Number-Avg)	6-36.2	8-43.9
Fumbles-Lost	1-1	0-0
Penalties-Yards	4-35	7-50
Possession Time	29:17	30:43
Third-Down Conversions	8 of 17	4 of 13
Fourth-Down Conversions	0 of 1	0 of 0
Red-Zone Scores-Chances	1-2	3-3
Sacks By: Number-Yards	0-0	4-30

RUSHING

USC-Ware, Aca' Cedri 18-59; Carr, Stephen 10-52; Malepeai, Vavae 3-18; Fink, Matt 1-5; Daniels, JT 5-(-20).  
Stanford-Love, Bryce 22-136; Costello, K.J. 1-12; Scarlett, Cameron 5-12; TEAM 1-(-1).

PASSING

USC-Daniels, JT 16-34-2-215; Fink, Matt 1-2-0-3.  
Stanford-Costello, K.J. 16-27-0-183; TEAM 0-1-0-0.

RECEIVING

USC-Vaughns, Tyler 7-84; Pittman, Michae 3-65; Carr, Stephen 3-12; St. Brown, Amon 2-39; Malepeai, Vavae 1-10; Petite, Tyler 1-8. Stanford-Irwin, Trenton 5-31; Smith, Kaden 4-77; Arcega-Whiteside, JJ 4-62; Parkinson, Colby 2-16; Speights, Trevor 1-(-3).

INTERCEPTIONS

Stanford-Antoine, Malik 2-36.

FUMBLES

USC-Daniels, JT 1-1.

SACKS (UA-A)

Stanford-Alfieri, Joey 1-1; Barton, Sean 1-0; Toohill, Casey 1-0; Fox, Jordan 0-1.

TACKLES (UA-A)

USC-Smith, Cameron 5-4; Marshall, Iman 6-0; Gustin, Porter 1-4; Johnson, Greg 2-2; Houston, John 1-3; Rector, Christi 3-0; Harris, Ajene 2-1; Tell, Marvell 2-1; Hufanga, Talano 2-1; Langley, Isaiah 1-2; Tufele, Jay 1-1; Pollard, C.J. 1-1; Pola-Mao, Isaia 1-0; Griffin, Olajja 1-0; Tremblay, Caleb 0-1; Tuipulotu, Marl 0-1; Iosefa, Jordan 0-1; Dorton, Malik 0-1.  
Stanford-Okereke, Bobby 3-7; Barton, Sean 2-8; Toohill, Casey 1-7; Edwards, Ben 0-8; Alfieri, Joey 2-5; Buncom, Frank 3-3; Adebo, Paulson 3-2; Swann, Jovan 0-5; Holder, Alijah 2-2; Williams, Michael 1-3; Murphy, Alameen 1-3; Branch, Mustafa 0-4; Antoine, Malik 1-1; Jackson, Dylan 0-2; Fox, Jordan 0-2; Reid, Gabe 0-1; Wade-Perry, Dalyn 0-1; Smith, Kaden 0-1; McNitzky, Richard 0-1.

**STANFORD, Calif.** - With Bryce Love and the key parts of Stanford's offense back, the Cardinal figured to be dynamic on that side of the ball.

Two games into the season, the defense showed that it is capable of leading the way, as well.

Joey Alfieri and crew helped harass talented freshman quarterback JT Daniels into four sacks and three turnovers and the 10th-ranked Cardinal held No. 17 Southern California to its fewest points in more than two decades in a 17-3 victory.

Stanford has allowed just 13 points so far this season and has not given up a touchdown in the past seven quarters against San Diego State and USC.

That kind of performance means the Cardinal hasn't had to rely on big plays from Love to win. Love did bounce back from a 29-yard performance in the opener by rushing for 136 yards and a touchdown.

His 28-yard run sparked the opening drive that ended with his 6-yard score. He added a 59-yard run in the third quarter to set up a field goal.

The defense did the rest, holding USC to its fewest points since being shut out by Washington in 1997.

Stanford took control of the game late in the second quarter with a strip sack on fourth down against Daniels that set up K.J. Costello's 9-yard touchdown pass to Colby Parkinson that gave Stanford a 14-0 lead.

Daniels made an impressive debut last week for the Trojans when he threw for 282 yards and a touchdown against UNLV. But duplicating that against Stanford proved far more difficult with the Cardinal using blitzes to pressure Daniels.

Daniels went 16 for 34 for 215 yards with interceptions by Malik Antoine on his final two passes of the night. He was forced to leave the game for one possession in the first half with a bruised hand after a hard hit by Alfieri.

It was another big play by Alfieri that proved crucial late in the first half. Helton went for it on fourth-and-2 from the Cardinal 40, but Alfieri came free on a blitz and knocked the ball loose for Bobby Okereke to recover at the Stanford 49.

The Cardinal drove down field to score on Costello's touchdown pass with 34 seconds left in the half.





**#9/9 Stanford 30, UC Davis 10**  
**Sept. 15, 2018 • Stanford, Calif.**

Score by Quarters	1	2	3	4	Score
UC Davis (2-1)	3	0	0	7	10
Stanford (3-0)	0	17	10	3	30

Qtr	Time	Team - Scoring Play	Plays-Yards	TOP	Score
1st	8:42	UCD - O'Rourke 26 yd field goal	4-3	1:07	STAN 0-UCD 3
2nd	13:26	STAN - Arcega-Whiteside 9 yd pass from Costello (Toner PAT)	14-63	7:12	STAN 7-UCD 3
	7:28	STAN - Toner 31 yd field goal	10-31	4:16	STAN 10-UCD 3
3rd	2:16	STAN - Arcega-Whiteside 8 yd pass from Costello (Toner PAT)	7-62	3:25	STAN 17-UCD 3
	12:38	STAN - Toner 33 yd field goal	4-4	1:26	STAN 20-UCD 3
4th	2:38	STAN - Scarlett 5 yd run (Toner PAT)	2-58	0:43	STAN 27-UCD 3
	3:43	STAN - Toner 46 yd field goal	4-(-4)	2:18	STAN 30-UCD 3
4th	0:00	UCD - Spencer 26 yd pass from Rodrigues (O'Rourke PAT)	3-47	0:15	STAN 30-UCD 10

	UC Davis	Stanford
FIRST DOWNS	15	17
RUSHES-YARDS (NET)	21-50	33-137
PASSING YDS (NET)	258	214
Passes Att-Comp-Int	56-28-2	33-17-2
TOTAL OFFENSE PLAYS-YARDS	77-308	66-351
Fumble Returns-Yards	0-0	0-0
Punt Returns-Yards	0-0	3-59
Kickoff Returns-Yards	0-0	1-3
Interception Returns-Yards	2-15	2-32
Punts (Number-Avg)	6-39.8	4-34.2
Fumbles-Lost	1-0	0-0
Penalties-Yards	5-45	10-64
Possession Time	28:10	31:50
Third-Down Conversions	4 of 18	3 of 14
Fourth-Down Conversions	2 of 5	2 of 3
Red-Zone Scores-Chances	1-2	5-6
Sacks By: Number-Yards	2-12	0-0

**RUSHING**

UC Davis-Modise 5-41; Thomas 4-8; Gilliam 5-6; Layton 4-2; Rodrigues 1-1; Crawford 1-(-2).  
 Stanford-Speights 11-87; Scarlett 9-30; Maddox 8-24; Mills 1-5; Woods 1-3.

**PASSING**

UC Davis-Maier 22-45-1-194; Rodrigues 6-8-1-64; Crawford 0-3-0-0.  
 Stanford-Costello, K.J. 17-30-2-214; Mills, Davis 0-2-0-0; West, Jack 0-1-0-0.

**RECEIVING**

UC Davis-Doss 13-106; Gilliam 3-32; Hyman 2-24; Modise 2-13; Livingston 2-9; Spencer 1-26.  
 Stanford-Smith 6-68; Arcega-Whiteside 3-36; Irwin 3-28; St. Brown 1-53; Speights 1-14;  
 Harrington 1-8; Scarlett 1-6; Wilson 1-1.

**INTERCEPTIONS**

UC Davis-Anesi 1-9; Thomas 1-6.  
 Stanford-Murphy 1-32; Booker 1-0.

**FUMBLES**

UC Davis-Olave 1-0.

**SACKS (UA-A)**

UC Davis-Moe 1-0; Jamison 1-0.

**TACKLES (UA-A)**

UC Davis-Moe 6-1; Olave 4-2; White 3-2; Trimble 2-2; Airey 2-2; King 2-2;  
 Parenteau 1-3; Bland 1-3; Peacock 2-1; Duncan 2-1; Rodgers 1-2; Baumgart 1-2; Thomas 1-1;  
 Cloud 1-1; Lesane 1-1; Ocansey 0-2; Jamison 1-0; Whelan 1-0; Rodrigues 1-0; Martinez 1-0.  
 Stanford-Holder 5-2; Branch 1-6; Murphy 2-4; Jackson 2-3; Williams 2-1; Alfieri 1-2; Toohill 1-2;  
 Pryts 1-2; Adebo 1-2; Buncom 1-2; Okereke 1-1; Barton 1-1; Eboh 1-1; Johnson 0-2; Antoine 0-2;  
 Trinh 0-2; Reid 0-2; Wade-Perry 0-2; Burik 0-2; Edwards 0-2; Fox 0-2; Heimuli 1-0; Parkinson 1-0;  
 Butler 1-0; Booker 0-1; Swann 0-1; Beecher 0-1.

**Stanford Tops Aggies**

**STANFORD, Calif.** - Stanford made it through its season-opening three-game homestand unscathed. But with the schedule about to get much tougher, the Cardinal knows they will need to be much better the next few weeks to remain perfect.

K.J. Costello overcame a rough start to throw two touchdown passes to JJ Arcega-Whiteside and No. 9 Stanford beat FCS-level UC Davis 30-10.

The game kicked off at the unusually early time of 11:01 a.m. local time at Stanford Stadium. The Cardinal even played without star running Bryce Love, who got the week off to heal some minor ailments.

After Stanford punted on the opening drive, Costello threw an interception to Nas Anesi deep in his own territory to set up an early UC Davis field goal.

Then one play after Costello's fumble that was returned for a TD was changed to an incomplete pass on replay, he sailed a pass that was intercepted by Isaiah Thomas.

UC Davis was unable to capitalize on that turnover, failing to convert a fourth-and-6 from the Cardinal 37. Stanford then took control by scoring on its next three drives, including TD passes of 9 and 88 yards from Costello to Arcega-Whiteside.

The defense did the rest against a UC Davis team that averaged 49 points per game and more than 500 yards of offense in season-opening wins over San Jose State and San Diego.



**#7/7 Stanford 38, #20/19 Oregon 31 (OT)**  
**Sept. 22, 2018 • Eugene, Ore.**

Score by Quarters	1	2	3	4	OT	Score
Stanford (4-0, 2-0)	0	7	14	10	7	38
Oregon (3-1, 0-1)	7	17	0	7	0	31

Qtr	Time	Team - Scoring Play	Plays-Yards	TOP	Score
1st	8:30	ORE - Brooks-James 7 yd run (Stack PAT)	6-82	2:09	STAN 0-ORE 7
2nd	13:36	ORE - Breeland 7 yd pass from Herbert (Stack PAT)	14-88	6:29	STAN 0-ORE 14
	9:14	STAN - Arcega-Whiteside 13 yd pass from Costello (Toner PAT)	7-64	4:12	STAN 7-ORE 14
	7:30	ORE - Verdell 48 yd run (Stack PAT)	4-75	1:44	STAN 7-ORE 21
3rd	1:55	ORE - Stack 38 yd field goal	11-59	3:57	STAN 7-ORE 24
	2:43	STAN - Alfieri 80 yd fumble return (Toner PAT)	--	--	STAN 14-ORE 24
	0:12	STAN - Love 22 yd run (Toner PAT)	3-65	1:11	STAN 21-ORE 24
4th	4:39	ORE - Habibi-Likio 1 yd run (Stack PAT)	11-70	6:11	STAN 21-ORE 31
	3:10	STAN - Arcega-Whiteside 15 yd pass from Costello (Toner PAT)	3-79	1:29	STAN 28-ORE 31
	0:00	STAN - Toner 32 yd field goal	6-46	0:51	STAN 31-ORE 31
OT	--	STAN - Parkinson 23 yd pass from Costello (Toner PAT)	2-25	--	STAN 38-ORE 31

	Stanford	Oregon
FIRST DOWNS	17	27
RUSHES-YARDS (NET)	24-71	49-178
PASSING YDS (NET)	327	346
Passes Att-Comp-Int	26-19-0	33-26-1
TOTAL OFFENSE PLAYS-YARDS	50-398	82-524
Fumble Returns-Yards	1-80	0-0
Punt Returns-Yards	0-0	1-10
Kickoff Returns-Yards	5-90	0-0
Interception Returns-Yards	1-0	0-0
Punts (Number-Avg)	4-45.0	3-33.3
Fumbles-Lost	1-0	3-2
Penalties-Yards	5-23	4-32
Possession Time	24:18	35:42
Third-Down Conversions	5 of 10	9 of 16
Fourth-Down Conversions	0 of 1	1 of 2
Red-Zone Scores-Chances	3-3	4-6
Sacks By: Number-Yards	4-28	2-8

**RUSHING**

Stanford-Love, Bryce 19-89; Scarlett, Cameron 3-1; Costello, K.J. 2-(-19).  
 Oregon-Verdell, CJ 20-115; Herbert, Justin 11-35; Brooks-James Tony 6-27; Dye, Travis 7-16.

**PASSING**

Stanford-Costello, K.J. 19-26-0-327.  
 Oregon-Herbert, Justin 26-33-1-346.

**RECEIVING**

Stanford-Smith, Kaden 6-95; Arcega-Whiteside, JJ 4-84; Parkinson, Colby 3-50; St. Brown, Osiris 2-49; Irwin, Trenton 2-37; Love, Bryce 1-9; Scarlett, Cameron 1-3.  
 Oregon-Mitchell, Dillon 14-239; Breeland, Jacob 3-34; Johnson III, J. 3-34; Redd, Jaylon 3-18.

**INTERCEPTIONS**

Stanford-Murphy, Alameen 1-0.

**FUMBLES**

Stanford-Costello, K.J. 1-0.  
 Oregon-Verdell, CJ 1-1; TEAM 1-1; Habibi-Likio, C 1-0.

**SACKS (UA-A)**

Stanford-Fox, Jordan 1-1; Jackson, Dylan 0-1; Okereke, Bobby 1-0; Swann, Jovan 1-0.  
 Oregon-Apelu, Kaulana 0-1; Hollins, Justin 1-0; Amadi, U. 0-1.

**TACKLES (UA-A)**

Stanford-Fox 4-5; Okereke 6-2; Barton 5-3; Swann 5-2; Adebo 6-0; Williams 3-3; Buncom 4-1;  
 Jackson 3-2; Holder 1-3; Wade-Perry 1-2; Murphy 1-2; Williams 1-2; Alfieri, Joey 1-2; Branch 1-1;  
 Antoine 1-0; Pryts 1-0; Booker 0-1; Reid 0-1.  
 Oregon-Dye 5-2; Pickett 3-3; Hollins 4-1; Apelu 3-2; Graham Jr. 4-0; Baker 3-1; Carlberg 2-1;  
 Amadi, 1-2; Holland 2-0; Slade-Matautia 2-0; Scott 1-1; Lenoir 1-0; Schooler 1-0; Peleti-Gore 1-0.

**Stanford Rallies for Win Over No. 20 Oregon**

**EUGENE, Ore.** - K.J. Costello threw for 327 yards and three touchdowns, the last a 23-yarder to Colby Parkinson in overtime, and No. 7 Stanford rallied for a 38-31 victory over No. 20 Oregon.

After Costello's touchdown pass to Parkinson, Stanford's Alameen Murphy intercepted Oregon quarterback Justin Herbert's pass in the end zone for the victory.

Bryce Love returned after sitting out last week against UC Davis to rest minor injuries. He ran for 89 yards and a touchdown as Stanford remained undefeated.

Love's 22-yard scoring run late in the third quarter cut Oregon's lead to 24-21, but Cyrus Habibi-Likio scored on a 1-yard run for the Ducks with 4:39 left.

In the frenzied final minutes of regulation, Stanford answered with Costello's 15-yard touchdown pass to JJ Arcega-Whiteside to narrow it again before Sean Barton recovered CJ Verdell's fumble on the Stanford 40 with 51 seconds left.

Costello passed for a pair of first downs on the ensuing drive and Jet Toner hit a 32-yard field to tie it and send the game into overtime.

Herbert threw for 346 yards and a touchdown while receiver Dillon Mitchell caught 14 passes for 239 yards in Oregon's first real challenge of the season after nonconference wins over Bowling Green, Portland State and San Jose State.

Oregon came out with a collective tenacity that it hadn't really shown this season. The Ducks' first series was capped by Tony Brooks-James' 7-yard touchdown run. Herbert got Oregon downfield with a 53-yard pass to Mitchell.

The Ducks went up 14-0 on Herbert's 7-yard pass to Jacob Breeland to open the second quarter.

Arcega-Whiteside scored on a 13-yard pass from Costello for his sixth touchdown reception of the season. He was tied at third nationally for touchdown catches going into the game.

Oregon answered on the next drive with Verdell's 48-yard scoring run to go up 21-7. The Ducks added a 38-yard field goal from Adam Stack and ran off the field for halftime celebrating the dominant performance by dancing and waving towels.

The momentum shifted late in the third quarter when Stanford's Joey Alfieri scooped up a fumble and ran 80 yards for the touchdown to narrow the gap to 24-14.

The Cardinal touchdown came just after Oregon had a touchdown overturned.

Love's touchdown closed the quarter before the frenetic final five minutes.



#8/8 Notre Dame 38, #7/7 Stanford 17  
 Sept. 22, 2018 • Notre Dame, Ind.

Score by Quarters	1	2	3	4	Score
Stanford (4-1)	7	7	3	0	17
Notre Dame (5-0)	14	7	3	14	38

Qtr	Time	Team - Scoring Play	Plays-Yards	TOP	Score
1st	8:13	ND - Williams 45 yd run (Yoon PAT)	7-85	2:20	STAN 0-ND 7
	4:39	STAN - Love 39 yd run (Toner PAT)	7-75	3:34	STAN 7-ND 7
	0:09	ND - Weishar 6 yd pass from Book (Yoon PAT)	11-77	4:30	STAN 7-ND 14
2nd	10:36	STAN - Arcega-Whiteside 4 yd pass from Costello (Toner PAT)	8-84	4:33	STAN 14-ND 14
	0:39	ND - Claypool 10 yd pass from Book (Yoon PAT)	7-80	1:24	STAN 14-ND 21
3rd	8:07	ND - Yoon 37 yd field goal	11-56	4:05	STAN 14-ND 24
	2:16	STAN - Toner 46 yd field goal	8-53	3:51	STAN 17-ND 24
4th	8:16	ND - Boykin 8 yd pass from Book (Yoon PAT)	10-58	3:05	STAN 17-ND 31
	8:02	ND - Mack 35 yd pass from Book (Yoon PAT)	1-35	0:08	STAN 17-ND 38

	Stanford	Notre Dame
FIRST DOWNS	10	29
RUSHES-YARDS (NET)	24-55	55-272
PASSING YDS (NET)	174	278
Passes Att-Comp-Int	27-15-1	33-24-0
TOTAL OFFENSE PLAYS-YARDS	51-229	88-550
Fumble Returns-Yards	0-0	0-0
Punt Returns-Yards	2-10	2-8
Kickoff Returns-Yards	2-39	1-12
Interception Returns-Yards	0-0	1-7
Punts (Number-Avg)	8-45.6	4-51.2
Fumbles-Lost	1-0	2-0
Penalties-Yards	7-50	6-67
Possession Time	25:37	34:23
Third-Down Conversions	3 of 13	9 of 17
Fourth-Down Conversions	0 of 0	1 of 2
Red-Zone Scores-Chances	1-1	4-5
Sacks By: Number-Yards	1-9	5-26

**RUSHING**  
 Stanford-Love, Bryce 17-73; Speights, Trevor 1-8; Scarlett, Cameron 1-2; Costello, K.J. 5-(-28).  
 Notre Dame-Williams 21-161; Book 15-47; Jones 10-40; Davis 4-14; Smith 4-12; Team 1-(-2).

**PASSING**  
 Stanford-Costello, K.J. 15-27-1-174.  
 Notre Dame-Book 24-33-0-278.

**RECEIVING**  
 Stanford-Irwin, Trenton 5-57; Arcega-Whiteside, JJ 5-30; Love, Bryce 2-7; St. Brown, Osiris 1-45;  
 Parkinson, Colby 1-31; Smith, Kaden 1-4.  
 Notre Dame-Boykin 11-144; Claypool 3-23; Finke 2-30; Davis 2-11; Mack 1-35; Kmet 1-19.

**INTERCEPTIONS**  
 Notre Dame-Coney 1-7.

**FUMBLES**  
 Stanford-Costello, K.J. 1-0.  
 Notre Dame-Davis 2-0.

**SACKS (UA-A)**  
 Stanford-Reid, Gabe 1-0.  
 Notre Dame-Tillery 4-0; Kareem 1-0.

**TACKLES (UA-A)**  
 Stanford-Holder, Alijah 8-2; Barton, Sean 6-3; Adebo, Paulson 7-1; Okereke, Bobby 5-3; Antoine, Malik 6-1; Alfieri, Joey 6-0; Branch, Mustafa 3-3; Jackson, Dylan 0-6; Reid, Gabe 4-1; Fox, Jordan 2-3; Williams, Michael 3-0; Buncom, Frank 2-1; Swann, Jovan 1-0; Murphy, Alameen 1-0; Simmons, Brandon 1-0; Johnson, Ryan 1-0; Fox, Andres 1-0.  
 Notre Dame-Coney 5-2; Tillery 4-2; Bilal 2-4; Pride 3-1; Elliott 1-3; Hayes 1-2; Claypool 2-0; Love 2-0; Tranquill 2-0; Okwara 2-0; Bonner 1-1; Ogundeji 1-0; Shannon 1-0; Coleman 1-0; Kareem 1-0.

**Irish Defeats Cardinal**

**NOTRE DAME, Ind.** - No. 7 Stanford suffered its first loss of the season, falling on the road to No. 8 Notre Dame 38-17.

The Cardinal, which was beaten by the Irish for the first time since 2014, was also seeking its third victory over a ranked opponent this season, having already defeated No. 17/12 USC and No. 20/19 Oregon.

Saturday's contest also marked the first time in the series that both teams were carrying a top-10 AP ranking.

Notre Dame and Stanford traded touchdowns before the Irish eventually seized control, scoring 39 seconds before halftime to take a 21-14 lead into the break.

Bryce Love's 39-yard scamper to the end zone opened the scoring for Stanford, knotting the game at 7-7 late in the first quarter. Love finished with 73 yards on 17 carries despite leaving due to injury early in the fourth quarter.

K.J. Costello completed 15 of 27 passes for 174 yards, including a 4-yard strike to JJ Arcega-Whiteside for Stanford's second score of the game. It was the eighth touchdown catch of the year and 22nd career for Arcega-Whiteside, who now ranks fourth in school history in that category.

Arcega-Whiteside and Trenton Irwin caught five passes apiece.

Jet Toner matched his career high with a 46-yard field goal at the 2:16 mark of the third quarter, keeping the Cardinal within striking distance at 24-17. Toner improved to 7-10 on field goals over 40 yards for his career.





**Utah 40, #14/14 Stanford 21**  
**Oct. 6, 2018 • Stanford, Calif.**

Score by Quarters	1	2	3	4	Score
Utah (3-2, 2-1)	7	17	3	13	40
Stanford (4-2, 2-1)	0	7	14	0	21

Qtr	Time	Team - Scoring Play	Plays-Yards	TOP	Score
1st	0:47	UTAH - Moss 7 yd run (Gay PAT)	13-80	6:28	UTAH 7-STAN 0
2nd	10:50	UTAH - Johnson 100 yd interception return (Gay PAT)	--	--	UTAH 14-STAN 0
	2:56	UTAH - Moss 35 yd run (Gay PAT)	9-72	5:19	UTAH 21-STAN 0
	0:24	STAN - Speights 2 yd run (Toner PAT)	11-77	2:26	UTAH 21-STAN 7
	0:00	UTAH - Gay 48 yd field goal	4-45	0:24	UTAH 24-STAN 7
3rd	9:40	UTAH - Gay 49 yd field goal	12-44	5:20	UTAH 27-STAN 7
	5:02	STAN - Scarlett 1 yd run (Toner PAT)	9-77	4:33	UTAH 27-STAN 14
	1:44	STAN - Wilson 26 yd pass from Costello (Toner PAT)	5-74	2:02	UTAH 27-STAN 21
4th	12:33	UTAH - Gay 34 yd field goal	9-59	4:11	UTAH 30-STAN 21
	7:12	UTAH - Nacua 57 yd pass from Huntley (Gay PAT)	5-74	2:39	UTAH 37-STAN 21
	3:34	UTAH - Gay 37 yd field goal	5-39	1:58	UTAH 40-STAN 21

	Utah	Stanford
FIRST DOWNS	22	26
RUSHES-YARDS (NET)	43-222	28-42
PASSING YDS (NET)	199	381
Passes Att-Comp-Int	21-17-0	42-26-2
TOTAL OFFENSE PLAYS-YARDS	64-421	70-423
Fumble Returns-Yards	0-0	0-0
Punt Returns-Yards	1-6	1-9
Kickoff Returns-Yards	0-0	4-100
Interception Returns-Yards	2-110	0-0
Punts (Number-Avg)	2-46.0	3-49.7
Fumbles-Lost	0-0	2-2
Penalties-Yards	7-65	2-20
Possession Time	31:20	28:40
Third-Down Conversions	6 of 13	3 of 11
Fourth-Down Conversions	1 of 1	3 of 3
Red-Zone Scores-Chances	3-3	2-4
Sacks By: Number-Yards	4-30	1-9

**RUSHING**

Utah-Moss 20-160; Shyne 10-38; Huntley 10-23; Covey 1-4; TEAM 2-(-3).  
 Stanford-Speights 17-56; Scarlett 6-17; Wilson 1-(-1); Costello 4-(-30).

**PASSING**

Utah-Huntley 17-21-0-199.  
 Stanford-Costello 26-41-2-381; Team 0-1-0-0.

**RECEIVING**

Utah-Covey 6-70; Kuithe 3-22; Simpkins 3-20; Nacua 2-70; Fotheringham 1-13; Enis 1-4; Moss 1-0.  
 Stanford-Smith 8-120; Arcega-Whiteside 8-103; Irwin 7-100; Wilson 1-26; Parkinson 1-24; Speights 1-8.

**INTERCEPTIONS**

Utah-Johnson 1-100; Pututau 1-10.

**FUMBLES**

Stanford-Irwin 1-1; Costello 1-1

**SACKS (UA-A)**

Utah-Anae 2-0; Hansen 1-0; Tupai 1-0.  
 Stanford-Reid 1-0.

**TACKLES (UA-A)**

Utah-Hansen 7-2; Barton 7-1; Johnson 6-1; Thompson 4-3; Anae 4-1; Ballard 3-1; Guidry 3-1;  
 Blair 2-2; Blackmon 2-1; Repp 2-0; Tupai 1-1; Bernard 1-0; Golden 1-0; Gay 1-0; Lloyd 1-0.  
 Stanford-Okereke 9-3; Williams 4-2; Adebo 3-2; Fox 3-1; Buncom 3-1; Booker 2-2; Barton 2-2;  
 Antoine 2-2; Swann 3-0; Holder 3-0; Alfieri 2-0; Jackson 2-0; Branch 1-1; Burkett 1-0; Reid 1-0.

**Utes Down Cardinal**

**STANFORD, Calif.** - Jaylon Johnson returned an interception 100 yards for a touchdown and Zack Moss ran for two scores to lead Utah to a 40-21 victory over No. 14 Stanford.

Moss ran for 160 yards and the Utes intercepted K.J. Costello on back-to-back first-half drives in the red zone to snap an 11-game home winning streak for the Cardinal, which suffered its first home loss since a 10-5 setback to Colorado on Oct. 22, 2016.

Johnson intercepted the first at the goal line and raced down the sideline for the third 100-yard interception return in school history and first since Harold Lusk did it in 1994 against Colorado State.

The Cardinal, which was playing without Bryce Love due to an injury, fell behind 24-7 at halftime with a 2-yard run from Trevor Speights accounting for its only first-half score.

Cameron Scarlett's 1-yard run with 5:02 remaining in the third quarter trimmed Utah's lead to 27-14.

K.J. Costello, who completed 26 of 41 passes for 381 yards, threw a 26-yard touchdown pass to Michael Wilson with 1:44 remaining in the third quarter, keeping Stanford within striking distance at 27-21 before Utah closed the game with 13 unanswered points.

The Cardinal totaled 381 receiving yards, with Kaden Smith (8-120), JJ Arcega-Whiteside (8-103) and Trenton Irwin (7-100) all reaching the century mark. Saturday's contest marked the first time three players totaled 100 receiving yards since Oct. 10, 1998 against Oregon State, when Troy Walters (159), Dave Davis (151) and DeRonnie Pitts (124) accomplished the feat.



**#RV/24 Stanford 20, Arizona State 13**  
**Oct. 18, 2018 • Tempe, Ariz.**

**Devils Downed**

Score by Quarters	1	2	3	4	Score
Stanford (5-2, 3-1)	0	6	14	0	20
Arizona State (3-4, 1-3)	3	0	3	7	13

Qtr	Time	Team - Scoring Play	Plays-Yards	TOP	Score
1st	0:27	ASU - Ruiz 34 yd field goal	8-6	1:57	STAN 0-ASU 3
2nd	3:40	STAN - Toner 21 yd field goal	8-63	4:43	STAN 3-ASU 3
	0:00	STAN - Toner 31 yd field goal	12-76	2:05	STAN 6-ASU 3
3rd	11:58	ASU - Ruiz 24 yd field goal	8-59	3:02	STAN 6-ASU 6
3rd	7:55	STAN - Arcega-Whiteside 28 yd pass from Costello (Toner PAT)	8-75	4:03	STAN 13-ASU 6
	2:45	STAN - Scarlett 1 yd run (Toner PAT)	7-80	3:45	STAN 20-ASU 6
4th	7:50	ASU - Wilkins 10 yd run (Ruiz PAT)	6-64	1:44	STAN 20-ASU 13

	Stanford	Arizona State
FIRST DOWNS	24	20
RUSHES-YARDS (NET)	43-127	23-84
PASSING YDS (NET)	231	353
Passes Att-Comp-Int	29-22-0	45-26-2
TOTAL OFFENSE PLAYS-YARDS	72-358	68-437
Fumble Returns-Yards	0-0	0-0
Punt Returns-Yards	1-8	3-1
Kickoff Returns-Yards	2-41	0-0
Interception Returns-Yards	2-2	0-0
Punts (Number-Avg)	8-41.9	5-45.8
Fumbles-Lost	0-0	2-1
Penalties-Yards	5-60	7-86
Possession Time	38:17	21:43
Third-Down Conversions	8 of 17	5 of 14
Fourth-Down Conversions	0 of 0	1 of 1
Red-Zone Scores-Chances	3-3	3-4
Sacks By: Number-Yards	3-13	1-9

**RUSHING**

Stanford-Scarlett, Cameron 9-54; Speights, Trevor 19-34; Love, Bryce 11-21; Costello, K.J. 4-18.  
 Arizona State-Wilkins, Manny 11-41; Benjamin, Eno 11-38; Smith, Trelon 1-5.

**PASSING**

Stanford-Costello, K.J. 22-29-0-231.  
 Arizona State-Wilkins, Manny 26-43-1-353; TEAM 0-1-0-0; Harry, N'Keal 0-1-1-0.

**RECEIVING**

Stanford-Arcega-Whiteside, JJ 7-91; Irwin, Trenton 7-79; Speights, Trevor 2-25; Love, Bryce 2-10;  
 Scarlett, Cameron 1-19; Wilson, Michael 1-5; Parkinson, Colby 1-5; St. Brown, Osiris 1-minus 3.  
 Arizona State-Harry, N'Keal 8-91; Williams, Kyle 5-46; Benjamin, Eno 5-43; Darby, Frank 3-53; Aiyuk,  
 Brandon 1-51; Jenkins, Ryan 1-37; Hudson, Tommy 1-16; Newsome, Ryan 1-10; Smith, Trelon 1-6.

**INTERCEPTIONS**

Stanford-Adebo, Paulson 1-2; Barton, Sean 1-0.

**FUMBLES**

Arizona State-Aiyuk, Brandon 1-0; Wilkins, Manny 1-1.

**SACKS (UA-A)**

Stanford-Reid, Gabe 0-2; Swann, Jovan 1-1; Toohill, Casey 0-1.  
 Arizona State-Robertson, M. 1-0.

**TACKLES (UA-A)**

Stanford-Okereke, Bobby 5-2; Branch, Mustafa 5-1; Buncom, Frank 3-3; Antoine, Malik 4-1;  
 Barton, Sean 2-2; Reid, Gabe 2-2; Fox, Jordan 3-0; Jackson, Dylan 3-0; Adebo, Paulson 3-0;  
 Toohill, Casey 2-1; Booker, Thomas 1-2; Williams, Michael 0-3; Murphy, Alameen 2-0;  
 Swann, Jovan 1-1; Holder, Alijah 1-1; Pryts, Andrew 0-1.  
 Arizona State-Harvey, Jalen 7-5; Williams, Kobe 8-0; Robertson, M. 6-1; Lucas, Chase 5-1;  
 Johnson, Tyler 4-1; Crosswell, A. 4-1; Butler, Darien 1-4; Wren, Renell 4-0; Fields, Evan 2-2;  
 Davidson, D.J. 2-2; Lea, George 2-1; Bates, Jalen 0-3; Frederick, Lang 2-0; Forman, Shannon 1-1;  
 King, Demonte 0-2; Williams, Kyle 1-0; Tautalatasi, D. 1-0; Adams, Terin 1-0; Slade, Darius 1-0.

**TEMPE, Ariz.** - K.J. Costello threw for 231 yards and a touchdown, and Stanford remained in the thick of the Pac-12 North Division race with a 20-13 win over Arizona State.

Stanford needed a half to get its offense fully rolling off a bye week, held to a pair of field goals in the first half. The Cardinal put together a pair of impressive drives in the third quarter and had a 16-minute advantage in time of possession to tie No. 14 Washington atop the Pac-12 North.

Arizona State was held to a field goal in the first half before Manny Wilkins scrambled for a 10-yard touchdown run in the fourth quarter to pull the Sun Devils within 20-13.

Arizona State got the ball back at its own 16-yard line with 2:20 left, but couldn't get off a final play from Stanford's 20 after a short gain.

Wilkins threw for 353 yards, but the Sun Devils turned it over three times, including one on a failed trick play, to lose for the fourth time in five games.

Arizona State had a good drive going late in the first half, but failed on a trick play when receiver N'Keal Harry's pass off a reverse was intercepted at Stanford's 11.

The Cardinal appeared to have a touchdown when Cameron Scarlett turned a screen pass into a 59-yard score, but it was called back on a holding penalty.

Jet Toner hit his second field goal of the half, from 31 yards, on the final play of the half to put Stanford up 6-3.

Arizona State opened the second half with Brandon Ruiz's second field goal.

Stanford opened by dominating the Sun Devils on a pair of long scoring drives to take control.

Costello hit JJ Arcega-Whiteside on a 28-yard touchdown pass on the first drive, and Scarlett scored on a 1-yard dive to put the Cardinal up 20-6.



**#14/15 Washington State 41, #24/23 Stanford 38**  
**Oct. 27, 2018 • Stanford, Calif.**

Score by Quarters	1	2	3	4	Score
Washington State (7-1, 4-1)	14	3	7	17	41
Stanford (5-3, 3-2)	14	14	3	7	38

Qtr	Time	Team - Scoring Play	Plays-Yards	TOP	Score
1st	11:09	STAN - Arcega-Whiteside 18 yd pass from Costello (Toner PAT)	10-75	3:51	STAN 7-WSU 0
	8:17	WSU - Williams 5 yd run (Mazza PAT)	6-75	2:52	STAN 7-WSU 7
	5:23	WSU - Borghi 4 yd pass from Minshew (Mazza PAT)	5-23	2:12	STAN 7-WSU 14
	1:22	STAN - Scarlett 2 yd run (Toner PAT)	8-75	3:56	STAN 14-WSU 14
2nd	9:25	WSU - Smith 10 yd pass from Costello (Toner PAT)	4-66	2:00	STAN 21-WSU 14
	1:04	STAN - Heimuli 1 yd pass from Costello (Toner PAT)	8-80	4:31	STAN 28-WSU 14
2nd	0:00	WSU - Mazza 23 yd field goal	7-69	1:04	STAN 28-WSU 17
3rd	10:32	WSU - Williams 3 yd run (Mazza PAT)	9-75	4:28	STAN 28-WSU 24
	6:16	STAN - Toner 40 yd field goal	8-53	4:16	STAN 31-WSU 24
4th	12:26	WSU - Martin 7 yd pass from Minshew (Mazza PAT)	10-82	5:01	STAN 31-WSU 31
	4:28	WSU - Bell 3 yd pass from Minshew (Mazza PAT)	11-67	4:47	STAN 31-WSU 38
	1:25	STAN - Arcega-Whiteside 25 yd pass from Costello (Toner PAT)	10-73	2:57	STAN 38-WSU 38
	0:19	WSU - Mazza 42 yd field goal	7-50	1:06	STAN 38-WSU 41

	Washington State	Stanford
FIRST DOWNS	24	27
RUSHES-YARDS (NET)	19-59	23-120
PASSING YDS (NET)	438	323
Passes Att-Comp-Int	50-40-0	43-34-0
TOTAL OFFENSE PLAYS-YARDS	69-497	66-443
Fumble Returns-Yards	0-0	0-0
Punt Returns-Yards	0-0	1-39
Kickoff Returns-Yards	0-0	4-94
Interception Returns-Yards	0-0	0-0
Punts (Number-Avg)	4-49.0	2-36.0
Fumbles-Lost	1-0	2-1
Penalties-Yards	9-89	3-18
Possession Time	31:04	28:56
Third-Down Conversions	6 of 13	8 of 13
Fourth-Down Conversions	1 of 1	1 of 2
Red-Zone Scores-Chances	6-6	4-4
Sacks By: Number-Yards	1-4	1-6

**RUSHING**

Washington State-Williams, James 8-30; Borghi, Max 7-25; Minshew, Gardner 4-4.  
 Stanford-Love, Bryce 6-71; Speights, Trevor 7-25; Costello, K.J. 7-19; Scarlett, Cameron 3-5.

**PASSING**

Washington State-Minshew, Gardner 40-50-0-438.  
 Stanford-Costello, K.J. 34-43-0-323.

**RECEIVING**

Washington State-Patmon, Dezmon 10-127; Williams, James 9-79; Martin, Tay 5-13; Calvin, Jamire 3-102; Winston, Easop 3-23; Harris, Travell 2-27; Jackson, Calvin 2-23; Borghi, Max 2-17; Bell, Renard 2-14; Sweet, Kyle 2-13.  
 Stanford-Arcega-Whiteside, JJ 10-111; Smith, Kaden 9-112; Irwin, Trenton 8-80; Love, Bryce 4-14; Wilson, Michael 1-3; Parkinson, Colby 1-2; Heimuli, Houston 1-1.

**FUMBLES**

Washington State-Williams, James 1-0.  
 Stanford-Irwin, Trenton 1-0; Costello, K.J. 1-1.

**SACKS (UA-A)**

Washington State-Pelluer, Peyton 1-0.  
 Stanford-Booker, Thomas 1-0.

**TACKLES (UA-A)**

Washington State-Pelluer, Peyton 4-3; Woods, Jahad 6-0; Molton, Darrien 4-1; Sherman, Dillon 3-2; Strong, Marcus 2-2; Thomas, Skyler 2-1; Dale, Hunter 2-1; Taylor, Willie 1-2.  
 Stanford-Barton 4-6; Holder 2-8; Adebo 5-4; Okereke 1-6; Fox 3-3; Buncom 2-3; Murphy 2-2; Antoine 1-3; Reid 1-2; Williams 0-3; Branch 1-1; Booker 1-1; Toohill 1-1; Jackson 0-2; Swann 0-1.

**Cardinal Drops Shootout**

**STANFORD, Calif.** - Gardner Minshew completed his first 19 passes of the second half and drove No. 14 Washington State to a 42-yard field goal by Blake Mazza with 19 seconds remaining to put the Cougars in sole possession of first place in the Pac-12 North with a 41-38 victory over No. 24 Stanford.

Minshew completed 40 of 50 passes for 438 yards and three touchdowns to lead the Cougars to their third straight win over the Cardinal.

K.J. Costello kept Stanford within striking distance, throwing a 25-yard touchdown pass to JJ Arcega-Whiteside to even the game at 38-38 with 1:25 remaining. Costello finished with 323 passing yards and four touchdowns, becoming the first Cardinal quarterback to record multiple four-touchdown games in a season since Andrew Luck in 2011.

Minshew engineered the winning drive in the final 1:25 with the big play coming on a 35-yard pass to Jamire Calvin on third-and-2 from the 33. Minshew completed one more pass to move the ball to the 25 and after two incomplete passes, Mazza made his kick to win it.

With No. 15 Washington losing at California, the Cougars head into the final month of the season alone in first place in the conference and remain the only one-loss team in the Pac-12.

Arcega-Whiteside continued his torrid play, hauling in a career-high 10 receptions for 111 yards and two touchdowns. Arcega-Whiteside, who moved into 17th place in school history with 1,792 career receiving yards, is the first Cardinal player with 11 touchdown catches in a season since 1980.

Kaden Smith hauled in nine catches for 112 yards while Trenton Irwin totaled 80 yards on eight receptions, representing his third straight game with at least seven catches.

Stanford built a 28-14 lead with 1:04 remaining before halftime, as Costello found Houston Heimuli from one yard out. Washington State quickly answered with a 23-yard field goal as time expired, closing the gap to 28-17.

Jet Toner's 40-yard field goal at the 6:16 mark of the third quarter extended the Cardinal's lead to 31-24 before the Cougars responded with a pair of touchdowns to open the fourth.





**#RV/19 Washington 27, Stanford 23**  
**Nov. 3, 2018 • Seattle, Wash.**

Score by Quarters	1	2	3	4	Score
Stanford (5-4, 3-3)	0	0	14	9	23
Washington (7-3, 5-2)	14	7	3	3	27

Qtr	Time	Team - Scoring Play	Plays-Yards	TOP	Score
1st	8:09	WASH - Browning 2 yd run (Henry PAT)	8-73	4:44	STAN 0-WASH 7
	0:55	WASH - Sample 11 yd pass from Browning (Henry PAT)	14-80	5:30	STAN 0-WASH 14
2nd	12:20	WASH - Gaskin 6 yd run (Henry PAT)	6-26	2:31	STAN 0-WASH 21
	9:43	STAN - Smith 14 yd pass from Costello (Riccitelli PAT)	8-61	4:27	STAN 7-WASH 21
3rd	4:27	WASH - Henry 22 yd field goal	10-70	5:16	STAN 7-WASH 24
	1:55	STAN - Love 5 yd run (Riccitelli PAT)	6-67	2:28	STAN 14-WASH 24
	9:00	STAN - Riccitelli 21 yd field goal	5-30	2:55	STAN 17-WASH 24
4th	5:09	WASH - Henry 38 yd field goal	9-54	3:51	STAN 17-WASH 27
	3:24	STAN - Irwin 33 yd pass from Costello (kick failed)	6-80	1:39	STAN 23-WASH 27

	Stanford	Washington
FIRST DOWNS	22	19
RUSHES-YARDS (NET)	23-77	45-177
PASSING YDS (NET)	347	194
Passes Att-Comp-Int	44-29-3	27-16-0
TOTAL OFFENSE PLAYS-YARDS	67-424	72-371
Fumble Returns-Yards	0-0	0-0
Punt Returns-Yards	3-17	0-0
Kickoff Returns-Yards	5-99	0-0
Interception Returns-Yards	0-0	3-12
Punts (Number-Avg)	3-44.0	5-34.8
Fumbles-Lost	1-0	1-0
Penalties-Yards	4-28	8-85
Possession Time	27:22	32:38
Third-Down Conversions	8 of 16	4 of 14
Fourth-Down Conversions	0 of 1	2 of 3
Red-Zone Scores-Chances	3-3	4-4
Sacks By: Number-Yards	3-24	1-9

**RUSHING**

Stanford-Love, Bryce 18-71; Maddox, Dorian 1-10; Scarlett, Cameron 3-5; Costello, K.J. 1-(-9).  
 Washington-Gaskin 28-148; Ahmed 5-23; Pleasant 3-12; McGrew 2-4; Browning 7-(-10).

**PASSING**

Stanford-Costello, K.J. 29-43-3-347; TEAM 0-1-0-0.  
 Washington-Browning 16-27-0-194.

**RECEIVING**

Stanford-Smith, Kaden 8-107; Parkinson, Colby 5-79; Irwin, Trenton 4-59;  
 Wedington, Connor 3-30; Scarlett, Cameron 3-22; Love, Bryce 3-18; Wilson, Michael 1-13;  
 Arcega-Whiteside, JJ 1-11; St. Brown, Osiris 1-8.  
 Washington-Fuller 5-62; Jones 3-28; Ahmed 2-32; Baccellia 2-24; Sample 2-19; Otton 1-20; Bryant 1-9.

**INTERCEPTIONS**

Washington-Murphy, Byron 1-12; Gaines, Greg 1-0; Rapp, Taylor 1-0.

**FUMBLES**

Stanford-Irwin, Trenton 1-0.  
 Washington-Gaskin, Myles 1-0.

**SACKS (UA-A)**

Stanford-Toohill, Casey 1-1; Fox, Jordan 0-1; Fox, Andres 0-1; Booker, Thomas 0-1.  
 Washington-Bronson, Josiah 1-0.

**TACKLES (UA-A)**

Stanford-Okereke 5-6; Fox 4-5; Holder 5-2; Barton 3-4; Antoine 4-2; Reid 3-1; Adebo 3-1; Toohill 2-1;  
 Williams 2-1; Booker 1-2; Wade-Perry 1-2; Buncom 1-2; Murphy 2-0; Jackson 1-1;  
 Williamson 1-0; Wedington 1-0; Fox 0-1; Branch 0-1.  
 Washington-Burr-Kirven 6-6; Molden 5-2; Murphy 4-3; Rapp 2-4; Bartlett 1-5; Wellington 4-1;  
 Taylor 3-2; McKinney 2-3; Johnson 3-1; Tryon 1-1; Gordon 1-1; Irvin 1-0; Bronson 1-0; Bowman 1-0;  
 Onwuzurike 1-0; Manur 0-1; Hampton 0-1; Gaines 0-1; McIntosh 0-1; Jones 0-1.

**Comeback Falls Short**

**SEATTLE** - K.J. Costello, Kaden Smith and Bryce Love jolted the Stanford offense in the second half, but a furious Cardinal comeback fell short against Washington, 27-23.

The Huskies built a 21-0 lead thanks to a 2-yard touchdown run by quarterback Jake Browning, an 11-yard touchdown pass from Browning to Drew Sample and Myles Gaskin's 6-yard run early in the second quarter. But the Huskies offense was unable to find the end zone the rest of the way, making for a nervy second half after Stanford's Costello got hot.

Costello threw a 14-yard touchdown to Kaden Smith and Bryce Love ran for a 5-yard touchdown late in the third quarter to pull Stanford within 24-14. Collin Riccitelli hit a 21-yard field goal with nine minutes remaining after Washington's defense held inside the 10 to pull the Cardinal within 24-17.

Washington answered with one more drive and Peyton Henry hit a 38-yard field goal with 5:09 left and gave the Huskies a 10-point lead, but Costello made the final minutes uncomfortable hitting Trenton Irwin for a 33-yard touchdown with 3:24 left. Stanford missed the extra point and the Huskies lead was 27-23.

Washington was only able to run 79 seconds off the clock before punting and Stanford took possession at its 15 with 2:05 left. Costello hit five passes to get to the Washington 34 with 10 seconds left. He missed an end zone throw for Irwin and on the last play Costello was intercepted by Taylor Rapp at the goal line.

Costello was 29 of 43 for 347 yards with two touchdowns. Love rushed 18 times for 71 yards and a score. Smith finished with eight catches for 107 yards and a touchdown.



**Stanford 48, Oregon State 17**  
**Nov. 10, 2018 • Stanford, Calif.**

Score by Quarters	1	2	3	4	Score
Oregon State (2-8, 1-6)	7	10	0	0	17
Stanford (6-4, 4-3)	13	21	7	7	48

Qtr	Time	Team - Scoring Play	Plays-Yards	TOP	Score
1st	13:12	STAN - Love 28 yd run (Riccitelli PAT)	5-75	1:48	OSU 0-STAN 7
	9:09	OSU - Bradford 63 yd pass from Luton (Choukair PAT)	1-63	0:10	OSU 7-STAN 7
	5:25	STAN - Parkinson 28 yd pass from Costello (Riccitelli miss)	8-75	3:44	OSU 7-STAN 13
2nd	14:17	STAN - Parkinson 9 yd pass from Costello (Riccitelli PAT)	9-65	4:47	OSU 7-STAN 20
	12:47	STAN - Parkinson 75 yd pass from Costello (Riccitelli PAT)	1-75	0:12	OSU 7-STAN 27
	7:51	STAN - Parkinson 5 yd pass from Costello (Riccitelli PAT)	4-51	2:58	OSU 7-STAN 34
	2:36	OSU - Togiaï 7 yd pass from Luton (Choukair PAT)	13-75	5:15	OSU 14-STAN 34
	0:00	OSU - Choukair 40 yd field goal	4-26	0:20	OSU 17-STAN 34
3rd	9:32	STAN - Scarlett 41 yd run (Riccitelli PAT)	4-72	2:11	OSU 17-STAN 41
4th	13:33	STAN - Maddox 1 yd run (Riccitelli PAT)	15-80	8:44	OSU 17-STAN 48

	Oregon State	Stanford
FIRST DOWNS	18	24
RUSHES-YARDS (NET)	33-168	30-244
PASSING YDS (NET)	236	352
Passes Att-Comp-Int	35-17-1	38-25-1
TOTAL OFFENSE PLAYS-YARDS	68-404	68-596
Fumble Returns-Yards	0-0	0-0
Punt Returns-Yards	0-0	3-18
Kickoff Returns-Yards	1-15	1-25
Interception Returns-Yards	1-17	1-0
Punts (Number-Avg)	5-42.4	3-42.0
Fumbles-Lost	0-0	0-0
Penalties-Yards	6-34	8-70
Possession Time	26:01	33:59
Third-Down Conversions	5 of 15	6 of 12
Fourth-Down Conversions	1 of 4	2 of 2
Red-Zone Scores-Chances	1-2	3-3
Sacks By: Number-Yards	1-4	2-17

**RUSHING**

Oregon State-Jefferson, J. 19-109; Pierce, Artavis 3-46; Alfieri, M. 4-22; Blount, Conor 3-8.  
 Stanford-Love, Bryce 11-90; Scarlett, Cameron 3-49; Costello, K.J. 1-45; Maddox, Dorian 9-39;  
 Woods, Justus 3-12; McFarlane, Cameron 1-11; West, Jack 1-2; Richardson, Jack 1-(-4).

**PASSING**

Oregon State-Luton, Jake 14-26-1-205; Blount, Conor 3-9-0-31.  
 Stanford-Costello, K.J. 23-33-1-342; West, Jack 1-4-0-4; Richardson, Jack 1-1-0-6.

**RECEIVING**

Oregon State-Bradford, T. 5-120; Hodgins, Isaiah 3-37; Irish, Jesiah 2-23; Hernandez, T. 2-21;  
 Togiaï, Noah 2-11; Taylor, Kolby 1-13; Alfieri, M. 1-8; Pierce, Artavis 1-3.  
 Stanford-Parkinson, Colby 6-166; Irwin, Trenton 6-70; Smith, Kaden 3-34; Wedington, Connor 3-22;  
 Wilson, Michael 2-26; Maddox, Dorian 1-12; Love, Bryce 1-7; Fehoko, Simi 1-6;  
 Scarlett, Cameron 1-5; Harrington, Scooter 1-4.

**INTERCEPTIONS**

Oregon State-Smith, Shemar 1-17.  
 Stanford-Buncom, Frank 1-0.

**SACKS (UA-A)**

Oregon State-Hughes-Murray 1-0.  
 Stanford-Fox, Jordan 1-0; Booker, Thomas 1-0.

**TACKLES (UA-A):** Oregon State-Smith 7-2; Moore 6-0; Grant 5-1; Dunn 4-1; Hayes 3-1;  
 Rashed Jr. 2-2; Aydon 2-2; Wilson 1-3; Kell 3-0; Hodgins 1-2; Whetzel 1-1; Hughes-Murray 1-1;  
 Vakameilalo 0-2; Tufaga 1-0; Leonnig 1-0; Fifita 1-0; Bodden 1-0.

Stanford-Eboh 2-4; Reid 4-1; Barton 4-1; Antoine 3-1; Fox 1-3; Buncom 2-1; Adebo 1-2; Parson 1-2;  
 Head 2-0; Swann 2-0; Burik 2-0; Wade-Perry 2-0; Okereke 1-2; Johnson 0-2; Williams 1-0;  
 Schaffer 1-0; Booker 1-0; Williamson 1-0; Bonner 1-0; Fox 0-1; Murphy 0-1.

**Dam Busted**

**STANFORD, Calif.** - Sophomore tight end Colby Parkinson caught all four of K.J. Costello's touchdown passes and Stanford beat Oregon State 48-17.

Bryce Love scored a touchdown and rushed for 90 yards. Cameron Scarlett also scored for the Cardinal with a career-long touchdown run of 41 yards. Dorian Maddox scored on a 1-yard run, his first career touchdown.

Last year the teams combined for 486 total yards in Stanford's 15-14 win. The teams had 632 by halftime on Saturday.

Costello threw for 342 yards and touchdown passes of 28, 9, 75 and 5 yards. He's thrown four touchdowns in three games this season, the most since Andrew Luck did in 2011. Parkinson finished with six catches and 166 yards.

Parkinson became integral to Stanford's offense after top receiver JJ Arcega-Whiteside suffered an injury in the first quarter of last week's loss at Washington.

Love, who did not play after a brief appearance in the third quarter, finished off a 5-play, 75-yard drive with a 28-yard run that brought comparisons from last year when he set a school rushing record.

The Cardinal broke it open in the second quarter, scoring the first three touchdowns, all passes to Parkinson, and taking a 34-7 advantage before the Beavers closed within 34-17 by halftime.



**Stanford 49, UCLA 42**  
**Nov. 24, 2018 • Pasadena, Calif.**

Score by Quarters	1	2	3	4	Score
Stanford (7-4, 5-3)	10	17	14	8	49
UCLA (3-9, 3-6)	6	14	16	6	42

Qtr	Time	Team - Scoring Play	Plays-Yards	TOP	Score
1st	13:32	UCLA - Molson 38 yd field goal	4-2	0:42	STAN 0-UCLA 3
	7:50	STAN - Arcega-Whiteside 19 yd pass from Costello (Toner PAT)	5-62	2:12	STAN 7-UCLA 3
	3:20	STAN - Toner 30 yd field goal	6-25	3:02	STAN 10-UCLA 3
	0:00	UCLA - Molson 35 yd field goal	8-57	3:20	STAN 10-UCLA 6
2nd	11:11	STAN - Love 2 yd run (Toner PAT)	7-75	3:49	STAN 17-UCLA 6
	7:34	UCLA - Kelley 12 yd run (Molson PAT)	9-75	3:37	STAN 17-UCLA 13
	2:27	STAN - Irwin 37 yd pass from Costello (Toner PAT)	3-37	0:16	STAN 24-UCLA 13
	0:37	UCLA - Kelley 1 yd run (Molson PAT)	7-75	1:50	STAN 24-UCLA 20
	0:03	STAN - Toner 20 yd field goal	3-24	0:22	STAN 27-UCLA 20
3rd	12:19	UCLA - Irby 12 yd run (Molson PAT)	9-75	2:41	STAN 27-UCLA 27
	7:02	STAN - Arcega-Whiteside 23 yd pass from Costello (Toner PAT)	10-75	5:17	STAN 34-UCLA 27
	5:24	STAN - Arcega-Whiteside 2 yd pass from Costello (Toner PAT)	4-21	1:30	STAN 41-UCLA 27
	2:21	UCLA - Andrus safety	--	--	STAN 41-UCLA 29
	2:09	UCLA - Holmes 93 yd kickoff return (Molson PAT)	--	--	STAN 41-UCLA 36
4th	9:27	UCLA - Speight 1 yd run (Speight pass failed)	13-90	4:35	STAN 41-UCLA 42
	8:19	STAN - St. Brown 52 yd pass from Costello (Love run)	3-75	1:08	STAN 49-UCLA 42

	Stanford	UCLA
FIRST DOWNS	24	31
RUSHES-YARDS (NET)	30-126	37-62
PASSING YDS (NET)	344	466
Passes Att-Comp-Int	37-23-1	47-29-1
TOTAL OFFENSE PLAYS-YARDS	67-470	84-528
Fumble Returns-Yards	0-0	0-0
Punt Returns-Yards	1-22	0-0
Kickoff Returns-Yards	2-92	1-93
Interception Returns-Yards	1-0	1-22
Punts (Number-Avg)	5-41.2	3-36.3
Fumbles-Lost	0-0	1-1
Penalties-Yards	7-64	6-63
Possession Time	31:09	28:51
Third-Down Conversions	5 of 12	3 of 14
Fourth-Down Conversions	0 of 0	3 of 5
Red-Zone Scores-Chances	6-6	5-7
Sacks By: Number-Yards	6-41	0-0

**RUSHING**

Stanford-Love, Bryce 22-85; Scarlett, Cameron 4-33; Costello, K.J. 2-9; Speights, Trevor 1-0.  
 UCLA-Kelley, Joshua 18-55; Irby, Martell 7-47; Allen, Kazmeir 1-2; Speight, Wilton 10-(-37).

**PASSING**

Stanford-Costello, K.J. 23-37-1-344. UCLA-Speight, Wilton 29-47-1-466.

**RECEIVING**

Stanford-Arcega-Whiteside, JJ 7-106; Irwin, Trenton 7-103; Wilson, Michael 4-41;  
 Parkinson, Colby 2-45; Love, Bryce 2-(-3); St. Brown, Osiris 1-52.  
 UCLA-Wilson, Caleb 9-184; Howard, Theo 5-88; Ezeike, Michael 4-58; Cota, Chase 3-38; Pabico, C.  
 2-31; Irby, Martell 2-22; Kelley, Joshua 2-14; Asiasi, Devin 1-25; Dulcich, Greg 1-6.

**INTERCEPTIONS**

Stanford-Adebo, Paulson 1-0. UCLA-Pickett, A. 1-22.

**FUMBLES:**

UCLA-Speight, Wilton 1-1.

**SACKS (UA-A):**

Stanford-Buncom, Frank 1-0; Barton, Sean 1-0; Reid, Gabe 1-0;  
 Antoine, Malik 1-0; TEAM 1-0; Fox, Andres 1-0. UCLA-None.

**TACKLES (UA-A)**

Stanford-Williamson 7-0; Barton 6-1; Okereke 5-2; Antoine 5-0; Buncom 5-0; Adebo 4-0; Eboh 3-0;  
 Alfieri 3-0; Williams 2-2; Holder 2-1; Fox 2-1; Jackson 1-1; Pryts 2-0; Reid 2-0; Murphy 2-0;  
 Schaffer 1-0; Wade-Perry 1-0; Fox 1-0; Swann 1-0; TEAM 1-0; Costello 1-0.  
 UCLA-Pickett 4-4; Barnes 3-3; Holmes 2-4; Thompson 5-0; Toailoa 5-0; Gates 4-1; Smalley 3-0;  
 Wade 2-1; Lake 2-0; Manoa 2-0; Isibor 2-0; Shaw 1-0; Lucier-South 1-0; Guidry 1-0; Andrus 1-0.

**JJ and Costello Strike Again**

**PASADENA, Calif.** -- K.J. Costello threw for 344 yards and career-high five touchdowns leading Stanford to a 49-42 victory over UCLA at the Rose Bowl.

The Cardinal, which has won 11 straight over the Bruins, trailed 42-41 midway through the fourth quarter when the junior threw a 52-yard touchdown pass to Osiris St. Brown. Bryce Love ran it in for the two-point conversion to put the Cardinal up by a touchdown.

UCLA drove to the Stanford 43 with under a minute remaining before turning it over on downs.

JJ Arcega-Whiteside -- who had seven receptions for 106 yards -- caught three touchdowns. He has 14, which ties the school's single-season record first set by James Lofton in 1977. Trenton Irwin (seven receptions, 103 yards) also had a touchdown while Love rushed for 85 yards on 22 carries with a TD for the Cardinal.

UCLA's Wilton Speight was 29 of 47 for 466 yards and an interception and one rushing touchdown in his final collegiate game. Tight end Caleb Wilson was his main target with nine receptions for 184 yards.

Joshua Kelley rushed for 55 yards on 18 carries with two touchdowns and Martell Irby had 47 yards and a score.

UCLA trailed 41-27 with 5:24 remaining on a Arcega-Whiteside TD from Costello before beginning its rally. UCLA got its first safety since 2012 when Martin Andrus tackled Love in the end zone. On the free kick, Darnay Holmes returned it 93 yards to bring the Bruins within 41-36 with 2:09 left in the third.

After a Stanford punt, the Bruins took a one-point lead on a 13-play, 90-yard drive, culminating in a Speight keeper from a yard out.





**Stanford 23, Cal 13**  
**Dec. 1, 2018 • Berkeley, Calif.**

**Our Axe**

Score by Quarters	1	2	3	4	Score
Stanford (8-4, 6-3)	10	3	0	10	23
Cal (7-5, 4-5)	0	6	0	7	13

Qtr	Time	Team - Scoring Play	Plays-Yards	TOP	Score
1st	9:15	STAN - Toner 26 yd field goal	12-75	5:45	STAN 3-CAL 0
	4:37	STAN - Scarlett 46 yd pass from Costello (Toner PAT)	4-73	2:12	STAN 10-CAL 0
2nd	10:14	CAL - Thomas 40 yd field goal	11-36	3:44	STAN 10-CAL 3
	4:58	CAL - Thomas 24 yd field goal	7-75	2:39	STAN 10-CAL 6
	0:01	STAN - Toner 19 yd field goal	9-53	1:21	STAN 13-CAL 6
4th	3:43	STAN - Toner 21 yd field goal	13-77	7:07	STAN 16-CAL 6
	2:27	STAN - Scarlett 3 yd run (Toner PAT)	1-3	0:05	STAN 23-CAL 6
	0:10	CAL - Duncan 11 yd pass from Garbers (Thomas PAT)	13-75	2:17	STAN 23-CAL 13

	Stanford	Cal
FIRST DOWNS	16	18
RUSHES-YARDS (NET)	35-92	35-155
PASSING YDS (NET)	237	197
Passes Att-Comp-Int	29-18-0	39-22-2
TOTAL OFFENSE PLAYS-YARDS	64-329	74-352
Fumble Returns-Yards	1-4	0-0
Punt Returns-Yards	2-23	2-10
Kickoff Returns-Yards	2-49	1-19
Interception Returns-Yards	2-43	0-0
Punts (Number-Avg)	6-49.5	5-39.2
Fumbles-Lost	2-1	1-1
Penalties-Yards	5-40	3-30
Possession Time	32:42	27:18
Third-Down Conversions	6 of 14	7 of 18
Fourth-Down Conversions	0 of 0	3 of 3
Red-Zone Scores-Chances	4-4	2-3
Sacks By: Number-Yards	3-11	3-17

**RUSHING**

Stanford-Love, Bryce 22-74; Scarlett, Cameron 4-12; Maddox, Dorian 1-7; Speights, Trevor 1-4.  
 California-Laird, Patrick 19-116; Garbers, Chase 12-44; McMorris, Malik 1-3; Brown Jr., Chri 1-0.

**PASSING**

Stanford-Costello, K.J. 18-29-0-237.  
 California-Garbers, Chase 22-39-2-197.

**RECEIVING**

Stanford-Arcega-Whiteside, JJ 5-109; Scarlett, Cameron 3-54; Parkinson, Colby 3-21; Love, Bryce 2-19; Wedington, Connor 2-11; Irwin, Trenton 1-10; Speights, Trevor 1-8; Wilson, Michael 1-5.  
 California-Duncan, Jordan 5-59; Ways, Moe 5-39; Laird, Patrick 4-16; Hawkins, Jeremi 2-38;  
 Wharton III, Vi 2-13; McMorris, Malik 2-11; Hudson, Ray 1-12; Remigio, Nikko 1-9.

**INTERCEPTIONS**

Stanford-Adebo, Paulson 2-43.

**FUMBLES:**

Stanford-Love, Bryce 1-1; Wilson, Michael 1-0.  
 California-McMorris, Malik 1-1.

**SACKS (UA-A):**

Stanford-Reid, Gabe 1-1; Okereke, Bobby 0-1; Williams, Michael 1-0.  
 California-Paul, Tevin 1-0; Funches, Alex 1-0; Toailoa, Lone 1-0.

**TACKLES (UA-A)**

Stanford-Okereke, Bobby 7-6; Barton, Sean 4-5; Fox, Jordan 4-2; Eboh,Obi 4-2; Antoine, Malik 5-0;  
 Booker, Thomas 4-1; Reid, Gabe 2-3; Williamson, Kendall 3-0; Holder, Elijah 2-1; Adebo, Paulson 2-1;  
 Buncom, Frank 2-0; Williams, Michael 1-0; Alfieri, Joey 1-0; Kaufusi, Tangaloo 0-1; Swann, Jovan 0-1;  
 Keck, Thunder 0-1; Schaffer, Thomas 0-1; Head, Stuart 0-1.  
 California-Weaver, Evan 6-9; Hawkins, Jaylin 5-0; Kunaszyk, Jorda 4-1; Davis, Ashtyn 2-3; Hicks, Elijah 2-3;  
 Paul, Tevin 4-0; Funches, Alex 3-0; Bynum, Camryn 3-0; Tartabull, Quen 1-1; Toailoa, Lone 1-1;  
 Palmer, Chris 1-1; Beck, Traveon 1-1; Rambo, Evan 1-1; Bequette, Luc 0-2; Wharton III, Vi 1-0;  
 Becker, Rusty 1-0; Curhan, Jake 1-0; Turner III, Tre 0-1; Johnson, Zeanda 0-1; Vanis, Tommy 0-1;  
 Udeogu, Chinedu 0-1; Ashton, Jake 0-1.

**BERKELEY, Calif.** -- Cameron Scarlett caught a short pass from K.J. Costello and raced 46 yards for one of his two touchdowns, Paulson Adebo intercepted two passes and Stanford relied on its defense to win its ninth straight Big Game, 23-13 over California.

The Cardinal scored on its first two drives of the game to take a 10-0 lead on Scarlett's first score and held on against the Golden Bears to extend the longest winning streak in the series that began in 1892.

Adebo made a spectacular one-handed interception in the end zone to preserve the lead in the fourth quarter for the Cardinal. He added another interception late in the quarter that he returned to the 3-yard line that set up Scarlett's second score and helped Stanford keep The Axe for another year.

Bryce Love lost a fumble the play after Adebo's interception but Stanford's defense stepped up again and forced a field goal that Greg Thomas missed from 36 yards to keep the score 13-6.

The Cardinal then burned more than seven minutes off the clock, with help from a third-down roughing the passer penalty against Tevin Paul, before making it a 10-point lead on Jet Toner's third field goal of the day.

This year's matchup featured both teams with at least seven wins for just the second time in the past 27 seasons. The game was delayed two weeks after being postponed on Nov. 17 because of unhealthy air conditions from Northern California wildfires.

There was a boisterous crowd hopeful the Bears would end their Big Game slump but Stanford started fast. Costello picked apart Cal's defense on the opening drive to set up Toner's 26-yard field goal and Scarlett added his long score on the second drive.

Thomas kicked two field goals in the second quarter for Cal but 290-pound fullback Malik McMorris lost a fumble late in the half and the Cardinal drove down for a field goal in the final seconds that made it 13-6 at the break.



**Stanford 14, Pitt 13**  
**Dec. 31, 2018 • El Paso, Texas**

Score by Quarters	1	2	3	4	Score
Stanford (9-4)	0	7	0	7	14
Pitt (7-7)	0	10	3	0	13

Qtr	Time	Team - Scoring Play	Plays-Yards	TOP	Score
2nd	14:14	PITT - Kessman 29 yd field goal	6-54	3:04	STAN 0-PITT 3
	7:39	STAN - Scarlett 1 yd run (Toner PAT)	7-64	4:00	STAN 7-PITT 3
	2:32	PITT - Hall 6 yd run (Kessman PAT)	9-75	5:07	STAN 7-PITT 10
3rd	8:13	PITT - Kessman 28 yd field goal	6-46	3:04	STAN 7-PITT 13
4th	11:28	STAN - Scarlett 0 yd fumble recovery (Toner PAT)	8-78	3:53	STAN 14-PITT 13

	Stanford	Pitt
FIRST DOWNS	12	18
RUSHES-YARDS (NET)	34-103	42-208
PASSING YDS (NET)	105	136
Passes Att-Comp-Int	17-6-0	29-11-0
TOTAL OFFENSE PLAYS-YARDS	51-208	71-344
Fumble Returns-Yards	0-0	0-0
Punt Returns-Yards	3-4	3-33
Kickoff Returns-Yards	1-17	0-0
Interception Returns-Yards	0-0	0-0
Punts (Number-Avg)	9-44.6	6-39.2
Fumbles-Lost	2-0	1-0
Penalties-Yards	6-41	6-39
Possession Time	26:21	33:39
Third-Down Conversions	1 of 10	5 of 17
Fourth-Down Conversions	0 of 0	1 of 2
Red-Zone Scores-Chances	2-3	3-3
Sacks By: Number-Yards	2-17	3-26

**RUSHING**

Stanford-Scarlett, Cameron 22-94; Maddox, Dorian 4-23; Wilson, Michael 1-9; TEAM 2-(-4); Costello, K.J. 5-(-19).  
 Pitt-Hall 16-123; Davis 6-27; Pickett 12-25; Ollison 5-23; Ffrench 1-6; Carter 2-4.

**PASSING**

Stanford-Costello, K.J. 6-17-0-105.  
 Pitt-Pickett 11-29-0-136.

**RECEIVING**

Stanford-Arcega-Whiteside, JJ 3-90; Wilson, Michael 2-6; Parkinson, Colby 1-9.  
 Pitt-Ffrench 5-49; Mack 4-68; Araujo-Lopes 1-13; Hall 1-6.

**INTERCEPTIONS**

None.

**FUMBLES:**

Stanford-Costello, K.J. 2-0.  
 Pitt-Pickett 1-0.

**SACKS (UA-A):**

Stanford-Fox, Jordan 1-0; Okereke, Bobby 1-0.  
 Pitt-Jones 1-0; Weaver 1-0; Idowu 1-0.

**TACKLES (UA-A)**

Stanford-Barton, Sean 5-3; Antoine, Malik 4-3; Toohill, Casey 3-4; Holder, Alijah 4-2; Fox, Jordan 3-2; Booker, Thomas 2-3; Buncom, Frank 2-3; Okereke, Bobby 2-3; Adebo, Paulson 4-0; Williamson, Kendall 3-1; Alfieri, Joey 2-1; Williams, Michael 2-0; McNitzky, Richard 1-0; Parson, J.J. 1-0; Swann, Jovan 1-0; Reid, Gabe 0-1.  
 Pitt-Idowu 7-1; Jones 4-1; Hamlin 4-0; Stocker 3-1; Hendrix 2-1; Zeise 2-1; Adomitis 2-0; Twyman 2-0; Jackson 1-1; Campbell 1-1; Roy 1-1; Weaver 1-1; Pine 1-1; Motley 1-0; Wheeler 1-0; Briggs 1-0; Brightwell 1-0.

**It's Always Sunny**

**EL PASO, Texas** -- Cameron Scarlett scored on a 1-yard run and recovered a fumble in the end zone for a second score to lead Stanford to a 14-13 victory against Pittsburgh in the Sun Bowl.

The Cardinal finished on a four-game winning streak, much the same way it did two years ago when Stanford won the Sun Bowl for a season-ending six-game streak. Making a school-record 10th straight postseason appearance, Stanford has won four of its last five bowl games, with two of those victories coming in the Sun Bowl.

The Panthers lost their fourth straight bowl game and sixth in the past seven after falling to playoff championship finalist Clemson in the ACC title game. The past three losses have been in four years in under coach Pat Narduzzi.

Stanford struggled offensively throughout the game but was playing without five starters: tailback Bryce Love, receiver Trenton Irwin, tight end Kaden Smith, left tackle Walker Little and right guard Nate Herbig.

In fact, the Cardinal did not score in the first quarter, representing its first scoreless quarter of play in a bowl game since being shut out in the third quarter of the 2014 Rose Bowl Game against Michigan State.

Scarlett finished with 91 yards on 21 carries while filling in for Love, who missed the game due to injury. Scarlett was honored as the C.M. Hendricks Most Valuable Player, while on the defensive side, Thomas Booker was recognized as the Jimmy Rogers, Jr. Most Valuable Lineman.

The Cardinal was 0 for 8 on third downs before K.J. Costello hit JJ Arcega-Whiteside for a 12-yard completion. A 49-yard pass to Arcega-Whiteside followed, and Scarlett recovered Costello's fumble for the go-ahead score on the next play with 11:28 left.

Pitt, which had a 10-7 halftime lead and was up 13-7 early in the fourth quarter, was led by tailback Darrin Hall, who had 16 carries for 123 yards and a score.

The Cardinal has been able to reload each year under head coach David Shaw, who is 82-26 overall (55-17 Pac-12). Shaw has never won less than eight games in a season, and his Cardinal has played in four Pac-12 title games (3-1).

Season-by-Season Records



Season	Coach	Overall			Pac-12			Conference		Points	
		W	L	T	W	L	T	Finish	Stanford	Opp.	
1891	--	3	1	0	-	-	-	-	52	26	
1892	Walter Camp	1	0	2	-	-	-	-	44	29	
1893	C.D. "Pop" Bliss	8	0	1	-	-	-	-	284	17	
1894	Walter Camp	6	3	0	-	-	-	-	100	52	
1895	Walter Camp	4	0	1	-	-	-	-	34	8	
1896	H.P. Cross	2	1	1	-	-	-	-	30	4	
1897	G.H. Brooke	4	1	0	-	-	-	-	54	26	
1898	H.P. Cross	5	3	1	-	-	-	-	93	62	
1899	Burr Chamberlain	2	5	2	-	-	-	-	61	78	
1900	Fielding H. Yost	7	2	1	-	-	-	-	154	20	
1901	C.M. Fickert	3	2	2	-	-	-	-	34	57	
1902	C.L. Clemans	6	1	0	-	-	-	-	111	37	
1903	James F. Lanagan	8	0	3	-	-	-	-	199	6	
1904	James F. Lanagan	7	2	1	-	-	-	-	206	10	
1905	James F. Lanagan	8	0	0	-	-	-	-	138	13	
1906	James F. Lanagan	6	2	1	-	-	-	-	87	29	
1907	James F. Lanagan	8	4	0	-	-	-	-	133	93	
1908	James F. Lanagan	12	2	0	-	-	-	-	218	39	
1909	George Presley	8	1	0	-	-	-	-	233	22	
1910	George Presley	7	1	0	-	-	-	-	189	25	
1911	George Presley	10	3	0	-	-	-	-	235	60	
1912	George Presley	5	3	1	-	-	-	-	88	42	
1913	Floyd C. Brown	8	3	0	-	-	-	-	214	149	
1914	Floyd C. Brown	10	0	0	-	-	-	-	288	43	
1915	Floyd C. Brown	10	0	1	-	-	-	-	370	64	
1916	Floyd C. Brown	9	1	0	-	-	-	-	256	109	
1917	Jim Wylie	1	0	0	-	-	-	-	15	11	
1918	--	-	-	-	-	-	-	-	-	-	
1919	Bob Evans	4	3	0	1	1	0	5th	130	46	
1920	Walter Powell	4	3	0	2	1	0	2nd	82	65	
1921	C.E. Van Gent	4	2	2	1	1	1	3rd	100	97	
1922	Andrew Kerr	4	5	0	1	3	0	t-5th	63	96	
1923	Andrew Kerr	7	2	0	2	2	0	t-4th	284	46	
1924	Glenn "Pop" Warner	7	1	1	3	0	1	1st	179	69	
1925	Glenn "Pop" Warner	7	2	0	4	1	0	2nd	231	71	
1926	Glenn "Pop" Warner	10	0	1	4	0	0	1st	268	73	
1927	Glenn "Pop" Warner	8	2	1	4	0	1	t-1st	162	82	
1928	Glenn "Pop" Warner	8	3	1	4	1	1	3rd	274	69	
1929	Glenn "Pop" Warner	9	2	0	5	1	0	2nd	288	53	
1930	Glenn "Pop" Warner	9	1	1	4	1	0	3rd	252	69	
1931	Glenn "Pop" Warner	7	2	2	2	2	1	6th	160	44	
1932	Glenn "Pop" Warner	6	4	1	1	3	1	7th	171	58	
1933	C.E. Thornhill	8	2	1	4	1	0	1st	131	43	
1934	C.E. Thornhill	9	1	1	5	0	0	1st	224	43	
1935	C.E. Thornhill	8	1	0	4	1	0	t-1st	121	13	
1936	C.E. Thornhill	2	5	2	2	3	2	5th	80	109	
1937	C.E. Thornhill	4	3	2	4	2	1	2nd	68	53	
1938	C.E. Thornhill	3	6	0	2	5	0	8th	67	92	
1939	C.E. Thornhill	1	7	1	0	6	1	9th	54	146	
1940	Clark Shaughnessy	10	0	0	7	0	0	1st	196	85	
1941	Clark Shaughnessy	6	3	0	4	3	0	4th	160	95	
1942	Marchmont Schwartz	6	4	0	5	2	0	3rd	204	121	
1943	--	-	-	-	-	-	-	-	-	-	
1944	--	-	-	-	-	-	-	-	-	-	
1945	--	-	-	-	-	-	-	-	-	-	
1946	Marchmont Schwartz	6	3	1	3	3	1	5th	222	148	
1947	Marchmont Schwartz	0	9	0	0	7	0	10th	72	214	
1948	Marchmont Schwartz	4	6	0	3	4	0	5th	164	159	
1949	Marchmont Schwartz	7	3	1	4	2	0	t-3rd	366	121	
1950	Marchmont Schwartz	5	3	2	2	2	2	4th	188	123	
1951	Charles A. Taylor	9	2	0	6	1	0	1st	229	181	
1952	Charles A. Taylor	5	5	0	2	5	0	t-6th	187	226	
1953	Charles A. Taylor	6	3	1	5	1	1	2nd	246	148	
1954	Charles A. Taylor	4	6	0	2	4	0	4th	123	229	
1955	Charles A. Taylor	6	3	1	3	2	1	3rd	198	135	
1956	Charles A. Taylor	4	6	0	3	4	0	6th	218	213	

Season	Coach	Overall			Pac-12			Conference		Points	
		W	L	T	W	L	T	Finish	Stanford	Opp.	
1957	Charles A. Taylor	6	4	0	4	3	0	5th	227	158	
1958	Jack C. Curtice	2	8	0	2	5	0	7th	93	226	
1959	Jack C. Curtice	3	7	0	0	4	0	5th	232	261	
1960	Jack C. Curtice	0	10	0	0	4	0	5th	111	254	
1961	Jack C. Curtice	4	6	0	1	3	0	t-4th	105	163	
1962	Jack C. Curtice	5	5	0	2	3	0	4th	124	174	
1963	John Ralston	3	7	0	1	4	0	6th	154	199	
1964	John Ralston	5	5	0	3	4	0	5th	150	138	
1965	John Ralston	6	3	1	2	3	0	t-5th	144	149	
1966	John Ralston	5	5	0	1	4	0	8th	149	146	
1967	John Ralston	5	5	0	3	4	0	t-4th	157	179	
1968	John Ralston	6	3	1	3	3	1	3rd	268	162	
1969	John Ralston	7	2	1	5	1	1	t-2nd	349	172	
1970	John Ralston	9	3	0	6	1	0	1st	343	206	
1971	John Ralston	9	3	0	6	1	0	1st	261	135	
1972	Jack Christiansen	6	5	0	2	5	0	t-6th	266	183	
1973	Jack Christiansen	7	4	0	5	2	0	3rd	244	240	
1974	Jack Christiansen	5	4	2	5	1	1	2nd	197	228	
1975	Jack Christiansen	6	4	1	5	2	0	t-3rd	322	279	
1976	Jack Christiansen	6	5	0	5	2	0	3rd	239	284	
1977	Bill Walsh	9	3	0	5	2	0	t-2nd	285	279	
1978	Bill Walsh	8	4	0	4	3	0	t-4th	326	221	
1979	Rod Dowhower	5	5	1	3	3	1	6th	259	239	
1980	Paul Wiggin	6	5	0	3	4	0	t-6th	312	275	
1981	Paul Wiggin	4	7	0	4	4	0	t-6th	314	281	
1982	Paul Wiggin	5	6	0	3	5	0	7th	328	297	
1983	Paul Wiggin	1	10	0	1	7	0	10th	159	293	
1984	Jack Elway	5	6	0	3	5	0	t-7th	239	279	
1985	Jack Elway	4	7	0	3	5	0	t-7th	245	313	
1986	Jack Elway	8	4	0	5	3	0	t-4th	279	191	
1987	Jack Elway	5	6	0	4	4	0	t-6th	262	268	
1988	Jack Elway	3	6	2	1	5	2	9th	238	216	
1989	Dennis Green	3	8	0	3	5	0	t-7th	187	258	
1990	Dennis Green	5	6	0	4	4	0	t-6th	263	284	
1991	Dennis Green	8	4	0	6	2	0	t-2nd	368	246	
1992	Bill Walsh	10	3	0	6	2	0	t-1st	320	196	
1993	Bill Walsh	4	7	0	2	6	0	t-8th	291	389	
1994	Bill Walsh	3	7	1	2	6	0	t-8th	327	359	
1995	Tyrone Willingham	7	4	1	5	3	0	4th	344	307	
1996	Tyrone Willingham	7	5	0	5	3	0	3rd	247	229	
1997	Tyrone Willingham	5	6	0	3	5	0	t-7th	276	317	
1998	Tyrone Willingham	3	8	0	2	6	0	t-8th	261	365	
1999	Tyrone Willingham	8	4	0	7	1	0	1st	418	364	
2000	Tyrone Willingham	5	6	0	4	4	0	4th	261	294	
2001	Tyrone Willingham	9	3	0	6	2	0	t-2nd	422	339	
2002	Buddy Teevens	2	9	0	1	7	0	t-9th	225	377	
2003	Buddy Teevens	4	7	0	2	6	0	t-8th	186	324	
2004	Buddy Teevens	4	7	0	2	6	0	t-8th	242	233	
2005	Walt Harris	5	6	0	4	4	0	t-4th	269	337	
2006	Walt Harris	1	11	0	1	8	0	10th	127	377	
2007	Jim Harbaugh	4	8	0	3	6	0	t-7th	235	339	
2008	Jim Harbaugh	5	7	0	4	5	0	t-6th	315	329	
2009	Jim Harbaugh	8	5	0	6	3	0	t-2nd	461	345	
2010	Jim Harbaugh	12	1	0	8	1	0	2nd	524	226	
2011	David Shaw	11	2	0	8	1	0	t-1st*	561	285	
2012	David Shaw	12	2	0	8	1	0	1st*	390	241	
2013	David Shaw	11	3	0	7	2	0	1st*	452	266	
2014	David Shaw	8	5	0	5	4	0	2nd*	353	213	
2015	David Shaw	12	2	0	8	1	0	1st*	529	316	
2016	David Shaw	10	3	0	6	3	0	3rd*	342	265	
2017	David Shaw	9	5	0	7	2	0	t-1st*	453	318	
2018	David Shaw	9	4	0	6	3	0	3rd*	369	298	
<b>Totals</b>	<b>124th season</b>	<b>747</b>	<b>479</b>	<b>52</b>	<b>349</b>	<b>296</b>	<b>21</b>		<b>27,481</b>	<b>20,890</b>	

\* Rugby seasons

\* Pac-12 Conference North Division finish





Coach	Seasons	Years	Won	Lost	Tied	Pct.
No Coach	1891	1	3	1	0	.750
Walter Camp	1892, '94-95	3	11	3	3	.735
Pop Bliss	1893	1	8	0	1	.944
H.P. Cross	1896, '98	2	7	4	2	.615
G.H. Brooke	1897	1	4	1	0	.800
Burr Chamberlain	1899	1	2	5	2	.333
Fielding H. Yost	1900	1	7	2	1	.750
C.M. Fickert	1901	1	3	2	2	.571
C.L. Clemens	1902	1	6	1	0	.857
James F. Lanagan	1903-08	6	49	10	5	.804
George Presley	1909-12	4	30	8	1	.782
Floyd C. Brown	1913-16	4	37	4	1	.892
Jim Wylie	1917	1	1	0	0	1.000
Bob Evans	1919	1	4	3	0	.571
Walter Powell	1920	1	4	3	0	.571
C.E. Van Gent	1921	1	4	2	2	.625
Andrew Kerr	1922-23	2	11	7	0	.611
Glenn "Pop" Warner	1924-32	9	71	17	8	.781
C.E. Thornhill	1933-39	7	35	25	7	.574
Clark Shaughnessy	1940-41	2	16	3	0	.842
Marchmont Schwartz	1942, '46-50	6	28	28	4	.500
Charles A. Taylor	1951-57	7	40	29	2	.577
Jack C. Curtice	1958-62	5	14	36	0	.280
John Ralston	1963-71	9	55	36	3	.601
Jack Christiansen	1972-76	5	30	22	3	.573
Rod Dowhower	1979	1	5	5	1	.500
Paul Wiggins	1980-83	4	16	28	0	.364
Jack Elway	1984-88	5	25	29	2	.463
Dennis Green	1989-91	3	16	18	0	.471
Bill Walsh	1977-78, '92-94	5	34	24	1	.585
Tyrone Willingham	1995-2001	7	44	36	1	.549
Buddy Teevens	2002-04	3	10	23	0	.303
Walt Harris	2005-06	2	6	17	0	.261
Jim Harbaugh	2007-10	4	29	21	0	.580
David Shaw	2011-present	8	82	26	0	.759
<b>Totals</b>		<b>124</b>	<b>747</b>	<b>479</b>	<b>52</b>	<b>.605</b>

**National Championships**

Season	Coach	Overall	League	Bowl
1926	Pop Warner	10-0-1	4-0-0	Rose
1940	Clark Shaughnessy	10-0-0	7-0-0	Rose

• The 1926 team was declared national champions by the Dickinson System, Helms Athletic Foundation, National Championship Foundation and Sagarin Ratings. Although Minnesota was declared national champions in the final 1940 Associated Press Poll, which was the best-known and most widely circulated poll of sportswriters and broadcasters in determining the national champion, Stanford was recognized as national champions by the Billingsley Report, Helms Athletic Foundation and Poling System.

**Conference Championships**

Season	Conference	Coach	Overall	League	Bowl
1924	Pacific Coast	Pop Warner	7-1-1	3-0-1	Rose
1926	Pacific Coast	Pop Warner	10-0-1	4-0-0	Rose
1927	Pacific Coast	Pop Warner	8-2-1	4-0-1 (tie)	Rose
1933	Pacific Coast	C.E. Thornhill	8-2-1	4-1-0 (tie)	Rose
1934	Pacific Coast	C.E. Thornhill	9-1-1	5-0-0	Rose
1935	Pacific Coast	C.E. Thornhill	8-1-0	4-1-0 (tie)	Rose
1940	Pacific Coast	Clark Shaughnessy	10-0-0	7-0-0	Rose
1951	Pacific Coast	Charles Taylor	9-2-0	6-1-0	Rose
1970	Pacific-8	John Ralston	9-3-0	6-1-0	Rose
1971	Pacific-8	John Ralston	9-3-0	6-1-0	Rose
1992	Pacific-10	Bill Walsh	10-3-0	6-2-0 (tie)	Blockbuster
1999	Pacific-10	Tyrone Willingham	8-4-0	7-1-0	Rose
2012	Pacific-12	David Shaw	12-2-0	8-1-0	Rose
2013	Pacific-12	David Shaw	11-3-0	7-2-0	Rose
2015	Pacific-12	David Shaw	12-2-0	8-1-0	Rose

**Unbeaten • Untied**

Season	Record	Coach	Final AP Ranking
1905	8-0-0	James F. Lanagan	--
1940	10-0-0	Clark Shaughnessy	2

**Unbeaten**

1892	1-0-2	Walter Camp	--
1893	8-0-1	Pop Bliss	--
1895	4-0-1	Walter Camp	--
1903	8-0-3	James F. Lanagan	--
1926	10-0-1	Pop Warner	--

**12-Win Seasons**

2010	12-1-0	Jim Harbaugh	4
2012	12-2-0	David Shaw	7
2015	12-2-0	David Shaw	3

**11-Win Seasons**

2011	11-2-0	David Shaw	7
2013	11-3-0	David Shaw	11

**10-Win Seasons**

1926	10-0-1	Pop Warner	--
1940	10-0-0	Clark Shaughnessy	2
1992	10-3-0	Bill Walsh	9
2016	10-3-0	David Shaw	12

**Nine-Win Seasons**

1929	9-2-0	Pop Warner	--
1930	9-1-1	Pop Warner	--
1934	9-1-1	C.E. Thornhill	--
1951	9-2-0	Chuck Taylor	7
1970	9-3-0	John Ralston	8
1971	9-3-0	John Ralston	10
1977	9-3-0	Bill Walsh	15
2001	9-3-0	Tyrone Willingham	16
2017	9-5-0	David Shaw	20
2018	9-4-0	David Shaw	--

**One-Loss Seasons**

1891	3-1-0	None	--
1896	2-1-1	H.P. Cross	--
1897	4-1-0	G.H. Brooke	--
1902	6-1-0	C.L. Clemens	--
1924	7-1-1	Pop Warner	--
1930	9-1-1	Pop Warner	--
1934	9-1-1	C.E. Thornhill	--
1935	8-1-0	C.E. Thornhill	--
2010	12-1-0	Jim Harbaugh	4

• Figures do not include rugby years from 1906-17.



**Rushing Attempts**

Game			
1.	45	Tyler Gaffney.....	vs. Oregon • 2013
2.	39	Tommy Vardell.....	vs. California • 1991
3.	38	Brad Muster.....	at UCLA • 1986
	38	Toby Gerhart.....	vs. Oregon • 2009
5.	37	Brad Muster.....	vs. Washington State • 1986
6.	36	Tyler Gaffney.....	vs. UCLA • 2013
7.	35	Stepfan Taylor.....	vs. Oklahoma State • 2012
8.	34	Ernie Nevers.....	vs. Notre Dame • 1925
	34	Brad Muster.....	at California • 1984
	34	J.R. Lemon.....	vs. Arizona State • 2003

**Season**

1.	343	Toby Gerhart.....	2009
2.	337	Christian McCaffrey.....	2015
3.	330	Tyler Gaffney.....	2013
4.	322	Stepfan Taylor.....	2012
5.	263	Bryce Love.....	2017
6.	260	Brad Muster.....	1986
7.	253	Christian McCaffrey.....	2016
8.	247	Tommy Vardell.....	1991
9.	242	Stepfan Taylor.....	2011
10.	228	Jon Volpe.....	1988

**Career**

1.	843	Stepfan Taylor.....	2009-12
2.	730	Darrin Nelson.....	1977-78, 80-81
3.	703	Brad Muster.....	1984-87
4.	671	Toby Gerhart.....	2006-09
5.	632	Christian McCaffrey.....	2014-16
6.	569	Bryce Love.....	2015-18
7.	559	Mike Mitchell.....	1993-97
7.	555	Kerry Carter.....	1999-02
9.	540	Anthony Bookman.....	1994-97
10.	498	Brian Allen.....	1998-01

**Rushing Yards**

Game			
1.	301	Bryce Love.....	vs. Arizona State • 2017
2.	284	Christian McCaffrey.....	at Cal • 2016
3.	263	Bryce Love.....	vs. UCLA • 2017
4.	243	Christian McCaffrey.....	vs. UCLA • 2015
5.	223	Toby Gerhart.....	vs. Oregon • 2009
6.	220	Jon Volpe.....	at Washington • 1988
7.	211	Darrin Nelson.....	vs. San Jose State • 1977
8.	209	Lou Valli.....	at California • 1956
9.	207	Christian McCaffrey.....	vs. USC • 2015
10.	206	Christian McCaffrey.....	at Oregon State • 2015
11.	205	Toby Gerhart.....	vs. Notre Dame • 2009
12.	204	Brad Muster.....	at California • 1984
	204	Christian McCaffrey.....	vs. Rice • 2016
14.	202	Darrin Nelson.....	at Washington State • 1980
15.	201	Ernie Caddell.....	vs. Dartmouth • 1930
16.	200	Darrin Nelson.....	vs. Tulane • 1978
	200	Toby Gerhart.....	vs. Washington • 2009

**Season**

1.	2,118	Bryce Love.....	2017
2.	2,019	Christian McCaffrey.....	2015
3.	1,871	Toby Gerhart.....	2009
4.	1,709	Tyler Gaffney.....	2013
5.	1,603	Christian McCaffrey.....	2016
6.	1,530	Stepfan Taylor.....	2012
7.	1,330	Stepfan Taylor.....	2011
8.	1,188	Tommy Vardell.....	1991
9.	1,161	Darrin Nelson.....	1978
10.	1,137	Stepfan Taylor.....	2010

**Career**

1.	4,300	Stepfan Taylor.....	2009-12
2.	4,169	Darrin Nelson.....	1977-78, 80-81
3.	3,922	Christian McCaffrey.....	2014-16
4.	3,866	Bryce Love.....	2015-18
5.	3,522	Toby Gerhart.....	2006-09
6.	3,010	Brad Muster.....	1984-87
7.	2,672	Anthony Bookman.....	1994-97
8.	2,550	Mike Mitchell.....	1993-97
9.	2,500	Tyler Gaffney.....	2009-11, 13
10.	2,253	Glyn Milburn.....	1990-92
11.	2,162	Brian Allen.....	1998-01
12.	2,079	Kerry Carter.....	1999-02
13.	1,940	Anthony Kimble.....	2005-08
14.	1,893	Tommy Vardell.....	1988-91
15.	1,786	Bobby Grayson.....	1933-35
16.	1,768	Ray Handley.....	1963-65
17.	1,689	Vincent White.....	1979-82
18.	1,674	Jon Volpe.....	1987-90
19.	1,636	Kenneth Tolon.....	2001-04
20.	1,593	Bill Tarr.....	1953-55

**Rushing Yards Per Attempt**

Game			
1.	22.5	Ethan Allen (4-90).....	vs. Arizona State • 1993

**Season (minimum 400 yards)**

1.	11.50	Dick Hyland (38-437).....	1926
2.	8.24	Andrew Luck (55-453).....	2010
3.	8.05	Bryce Love (263-2,118).....	2017
4.	7.05	Bryce Love (111-783).....	2016
5.	6.56	Anthony Bookman (122-800).....	1997
6.	6.41	Pete Kmetovic (95-609).....	1940
7.	6.344	Darrin Nelson (183-1,161).....	1978
8.	6.335	Christian McCaffrey (253-1,603).....	2016
9.	6.07	Tyler Gaffney (74-449).....	2011
10.	5.99	Christian McCaffrey (337-2,019).....	2015

**Career (minimum 1,000 yards)**

1.	6.79	Bryce Love (569-3,866).....	2015-18
2.	6.21	Christian McCaffrey (632-3,922).....	2014-16
3.	5.90	Phil Moffatt (193-1,139).....	1929-31
4.	5.71	Darrin Nelson (730-4,169).....	1977-81
5.	5.26	Vincent White (321-1,689).....	1979-82
6.	5.25	Toby Gerhart (671-3,522).....	2006-09
7.	5.18	Bob White (234-1,211).....	1948-50
8.	5.14	Tyler Gaffney (486-2,500).....	2009-11, 13
9.	5.10	Stepfan Taylor (843-4,300).....	2009-12
10.	5.02	Bubba Brown (215-1,080).....	1968-69

**Rushing Touchdowns**

Game			
1.	4	Darrin Nelson.....	at Oregon State • 1981
	4	Tommy Vardell.....	at Notre Dame • 1990
	4	Kerry Carter.....	vs. USC • 2000
	4	Kerry Carter.....	at Oregon • 2001
	4	Toby Gerhart.....	vs. Washington State • 2008
	4	Toby Gerhart.....	vs. California • 2009
	4	Stepfan Taylor.....	vs. Arizona • 2010
	4	Remound Wright.....	at California • 2014
	4	Christian McCaffrey.....	vs. UCLA • 2015

**Season**

1.	28	Toby Gerhart.....	2009
2.	22	Tommy Vardell.....	1991
3.	21	Tyler Gaffney.....	2013
4.	19	Bryce Love.....	2017
5.	15	Toby Gerhart.....	2008
	15	Stepfan Taylor.....	2010
7.	14	Tommy Vardell.....	1990
8.	13	Brad Muster.....	1986
	13	Stepfan Taylor.....	2012
	13	Remound Wright.....	2015
	13	Christian McCaffrey.....	2016

**Career**

1.	44	Toby Gerhart.....	2006-09
2.	40	Stepfan Taylor.....	2009-12
3.	39	Tommy Vardell.....	1988-91
4.	33	Tyler Gaffney.....	2009-11, 13
5.	30	Bryce Love.....	2015-18
6.	28	Brad Muster.....	1984-87
7.	26	Remound Wright.....	2012-15
8.	24	Darrin Nelson.....	1977-81
	24	Kerry Carter.....	1999-02
10.	21	Mike Mitchell.....	1993-97
	21	Christian McCaffrey.....	2014-16



**100-yard Rushing Games**

Season			
1.	12	Bryce Love.....	2017
2.	11	Toby Gerhart.....	2009
	11	Christian McCaffrey.....	2015
4.	9	Tyler Gaffney.....	2013
5.	8	Tommy Vardell.....	1991
	8	Toby Gerhart.....	2008
	8	Stepfan Taylor.....	2012
	8	Christian McCaffrey.....	2016
9.	7	Stepfan Taylor.....	2010
10.	6	Stepfan Taylor.....	2011

**Career**

1.	21	Stepfan Taylor.....	2009-12
2.	20	Toby Gerhart.....	2006-09
3.	19	Christian McCaffrey.....	2014-16
4.	16	Darrin Nelson.....	1977-78, 80-81
	16	Bryce Love.....	2015-18
6.	11	Anthony Bookman.....	1994-97
7.	10	Brad Muster.....	1984-87
	10	Tyler Gaffney.....	2009-11, 13
9.	9	Mike Mitchell.....	1993-97
10.	8	Tommy Vardell.....	1988-91
	8	Glyn Milburn.....	1990-92

**Consecutive 100-yard Rushing Games**

1.	9	Christian McCaffrey.....	2015
	9	Bryce Love.....	2016-17
3.	7	Toby Gerhart.....	2009
4.	5	Stepfan Taylor.....	2010
	5	Tyler Gaffney.....	2013
	5	Christian McCaffrey.....	2016
7.	4	Darrin Nelson.....	1980
	4	Tommy Vardell (twice).....	1991
	4	Toby Gerhart.....	2008

**Longest Rush**

Game			
1.	96	Bill Rogers.....	vs. Oregon State • 1952

**Top Rushing Tandems**

Season			
1.	2,507	Bryce Love (2,118).....	2017
		Cameron Scarlett (389)	
2.	2,386	Christian McCaffrey (1,603).....	2016
		Bryce Love (783)	
3.	2,355	Christian McCaffrey (2,019).....	2015
		Kevin Hogan (336)	
4.	2,225	Toby Gerhart (1,871).....	2009
		Andrew Luck (354)	
5.	2,064	Tyler Gaffney (1,709).....	2013
		Kevin Hogan (355)	
6.	1,853	Toby Gerhart (1,136).....	2008
		Anthony Kimble (717)	
7.	1,842	Tommy Vardell (1,188).....	1991
		Glyn Milburn (654)	
8.	1,793	Stepfan Taylor (1,530).....	2012
		Kevin Hogan (263)	
9.	1,779	Stepfan Taylor (1,330).....	2011
		Tyler Gaffney (449)	
10.	1,683	Darrin Nelson (1,161).....	1978
		Phil Francis (522)	

**Rushing Yards by a Quarterback**

Game			
1.	129	Don Bunce.....	vs. Washington State • 1969
2.	112	Kevin Hogan.....	at Washington State • 2015

**Season**

1.	453	Andrew Luck.....	2010
2.	362	Gene Washington.....	1966
3.	355	Kevin Hogan.....	2013
4.	354	Andrew Luck.....	2009
5.	336	Kevin Hogan.....	2015
6.	295	Kevin Hogan.....	2014
7.	263	Kevin Hogan.....	2012
8.	250	Don Bunce.....	1971
9.	209	Jim Plunkett.....	1970
10.	205	Randy Fasani.....	2001

**Career**

1.	1,249	Kevin Hogan.....	2012-15
2.	957	Andrew Luck.....	2009-11
3.	481	Don Bunce.....	1968-69, 71
4.	369	Jim Plunkett.....	1968-70
5.	362	Gene Washington.....	1966-68
6.	348	Randy Fasani.....	1998-2001
7.	336	Alex Loukas.....	2007-10
8.	299	Dave Lewis.....	1964-66
9.	256	Scott Frost.....	1993-94
10.	199	Trent Edwards.....	2003-06
	199	Joe Borchard.....	1998-99

**Rushing Touchdowns by a Quarterback**

Game			
1.	3	Josh Nunes.....	vs. Arizona • 2012
Season			
1.	6	Jim Plunkett.....	1968
	6	Kevin Hogan.....	2015
3.	5	John Paye.....	1985
	5	Kevin Hogan.....	2014

**Career**

1.	15	Kevin Hogan.....	2012-15
2.	10	Jim Plunkett.....	1968-70
3.	9	John Brodie.....	1954-56
	9	John Paye.....	1983-86

**Pass Attempts**

Game			
1.	68	Steve Smith.....	vs. Notre Dame • 1989
2.	63	John Elway.....	at Ohio State • 1982
3.	59	Steve Stenstrom.....	at Notre Dame • 1994
	59	T.C. Ostrander.....	vs. UCLA • 2007
5.	56	John Paye.....	at San Diego State • 1985
6.	55	Mike Boryla.....	at Oregon • 1972
7.	54	Todd Husak.....	vs. San Jose State • 1998
8.	53	Guy Benjamin.....	at UCLA • 1976
9.	52	Steve Smith.....	vs. San Jose State • 1989
10.	51	Mike Cordova.....	at Penn State • 1974
	51	Steve Dils.....	at Washington State • 1978
	51	John Elway.....	at Washington • 1981
	51	Steve Stenstrom.....	vs. California • 1993

**Season**

1.	455	Steve Stenstrom.....	1993
2.	447	Todd Husak.....	1998
3.	419	Steve Dils.....	1978
4.	413	K.J. Costello.....	2018
5.	405	John Elway.....	1982
	405	John Paye.....	1985
7.	404	Andrew Luck.....	2011
8.	388	Jim Plunkett.....	1970
9.	379	John Elway.....	1980
10.	372	Andrew Luck.....	2010

**Career**

1.	1,380	Steve Stenstrom.....	1991-94
2.	1,246	John Elway.....	1979-82
3.	1,198	John Paye.....	1983-86
4.	1,103	Kevin Hogan.....	2012-15
5.	1,064	Andrew Luck.....	2009-11
6.	992	Jim Plunkett.....	1968-70
7.	908	Todd Husak.....	1996-99
8.	867	Trent Edwards.....	2003-06
9.	844	Guy Benjamin.....	1974-77
10.	726	Chris Lewis.....	2000-03





**Pass Completions**

Game		
1.	40	John Paye..... at San Diego State • 1985
2.	39	Steve Smith..... vs. Notre Dame • 1989
3.	37	Steve Stenstrom ..... at Notre Dame • 1994
4.	35	Guy Benjamin..... at UCLA • 1976
	35	John Elway..... at Ohio State • 1982
6.	34	Dick Norman ..... vs. California • 1959
	34	K.J. Costello ..... vs. Washington State • 2018
8.	33	John Elway..... at Purdue • 1981
	33	Andrew Luck ..... at Arizona State • 2010
10.	32	Steve Dils..... at Washington State • 1978
	32	Steve Dils..... vs. Oklahoma • 1978

**Season**

1.	300	Steve Stenstrom ..... 1993
2.	288	Andrew Luck ..... 2011
3.	271	John Paye..... 1985
4.	269	K.J. Costello ..... 2018
5.	264	Steve Dils..... 1978
6.	263	Andrew Luck ..... 2010
7.	262	John Elway..... 1982
8.	248	John Elway..... 1980
9.	234	Jason Palumbis ..... 1990
10.	233	Todd Husak..... 1998

**Career**

1.	866	Steve Stenstrom ..... 1991-94
2.	774	John Elway..... 1979-82
3.	727	Kevin Hogan..... 2012-15
4.	715	John Paye..... 1983-86
5.	713	Andrew Luck ..... 2009-11
6.	550	Jim Plunkett..... 1968-70
7.	511	Guy Benjamin..... 1974-77
8.	488	Trent Edwards..... 2003-06
9.	483	Todd Husak ..... 1996-99
10.	442	Jason Palumbis ..... 1988-91

**Passing Yards**

Game		
1.	450	Todd Husak ..... vs. Oregon State • 1998
2.	430	Steve Dils..... at Washington State • 1978
3.	423	Andrew Luck ..... at Arizona • 2009
4.	419	Todd Husak ..... at UCLA • 1998
5.	418	John Elway..... at Purdue • 1981
6.	408	John Paye..... at Oregon • 1985
	408	Steve Stenstrom ..... at UCLA • 1994
8.	407	John Elway..... at Ohio State • 1982
	407	Steve Stenstrom ..... at Oregon • 1993
	407	Steve Stenstrom ..... vs. Oregon State • 1993

**Season**

1.	3,627	Steve Stenstrom ..... 1993
2.	3,540	K.J. Costello ..... 2018
3.	3,517	Andrew Luck ..... 2011
4.	3,338	Andrew Luck ..... 2010
5.	3,242	John Elway..... 1982
6.	3,153	Steve Dils..... 1978
7.	3,092	Todd Husak ..... 1998
8.	2,980	Jim Plunkett..... 1970
9.	2,946	Todd Husak ..... 1999
10.	2,889	John Elway..... 1980

**Career**

1.	10,911	Steve Stenstrom ..... 1991-94
2.	9,430	Andrew Luck ..... 2009-11
3.	9,385	Kevin Hogan..... 2012-15
4.	9,349	John Elway..... 1979-82
5.	7,809	Jim Plunkett..... 1968-70
6.	7,669	John Paye..... 1983-86
7.	6,834	Todd Husak ..... 1996-99
8.	6,215	Guy Benjamin..... 1974-77
9.	5,443	Trent Edwards..... 2003-06
<b>10.</b>	<b>5,113</b>	<b>K.J. Costello..... 2017-current</b>
11.	4,954	Jason Palumbis ..... 1988-91
12.	4,461	Chad Hutchinson ..... 1996-97
13.	4,456	Chris Lewis ..... 2000-03
14.	4,082	Mike Boryla ..... 1970-73
15.	3,783	T.C. Ostrander ..... 2004-07
16.	3,737	Dick Norman ..... 1958-60
17.	3,594	John Brodie..... 1954-56
18.	3,556	Mike Cordova ..... 1973-76
19.	3,488	Steve Dils..... 1977-78
20.	3,340	Gary Kerkerian ..... 1949-51

**Completion Percentage**

Season (minimum 200 attempts)		
1.	.7129	Andrew Luck (288-404) ..... 2011
2.	.7070	Andrew Luck (263-372) ..... 2010
3.	.6862	Jason Palumbis (234-341) ..... 1990
4.	.6776	Kevin Hogan (206-304) ..... 2015
5.	.6700	Turk Schonert (148-221) ..... 1979
6.	.6691	John Paye (271-405) ..... 1985
7.	.6593	Steve Stenstrom (300-455) ..... 1993
8.	.6591	Kevin Hogan (232-352) ..... 2014
9.	.6544	John Elway (248-379) ..... 1980
10.	.6517	Steve Stenstrom (217-333) ..... 1994

**Career (minimum 350 attempts)**

1.	.670	Andrew Luck (713-1,064) ..... 2009-11
2.	.659	Kevin Hogan (727-1,103) ..... 2012-15
3.	.631	Steve Dils (291-461) ..... 1977-78
<b>4.</b>	<b>.630</b>	<b>K.J. Costello (393-624) ..... 2017-current</b>
5.	.628	Steve Stenstrom (866-1,380) ..... 1991-94
6.	.624	Jason Palumbis (442-708) ..... 1988-91
7.	.621	John Elway (774-1,246) ..... 1979-82
8.	.612	Chad Hutchinson (401-655) ..... 1996-97
9.	.605	Guy Benjamin (511-844) ..... 1974-77
10.	.597	John Paye (715-1,198) ..... 1983-86
11.	.569	Mark Butterfield (234-411) ..... 1992-95



**Passing Efficiency**

Season (minimum 200 attempts)

1.	171.0	Kevin Hogan.....	2015
		(206-304, 2,867 yards, 8 INT, 27 TD)	
2.	170.2	Andrew Luck .....	2010
		(263-372, 3,338 yards, 8 INT, 32 TD)	
3.	169.7	Andrew Luck .....	2011
		(288-404, 3,517 yards, 10 INT, 37 TD)	
4.	163.2	Turk Schonert .....	1979
		(148-221, 1,927 yards, 6 INT, 19 TD)	
5.	155.0	K.J. Costello .....	2018
		(269-413, 3,540 yards, 11 INT, 29 TD)	
6.	151.5	Kevin Hogan.....	2013
		(180-295, 2,630 yards, 10 INT, 20 TD)	
7.	148.6	Steve Stenstrom .....	1994
		(217-333, 2,822 yards, 6 INT, 16 TD)	
8.	147.2	John Elway .....	1980
		(248-379, 2,889 yards, 11 INT, 27 TD)	
9.	146.3	Steve Stenstrom .....	1993
		(300-455, 3,627 yards, 14 INT, 27 TD)	
10.	145.8	Kevin Hogan.....	2014
		(232-352, 2,792 yards, 8 INT, 19 TD)	

Career (minimum 350 attempts)

1.	162.8	Andrew Luck .....	2009-11
		(713-1,064, 9,430 yards, 22 INT, 82 TD)	
2.	154.6	Kevin Hogan.....	2012-15
		(727-1,103, 9,385 yards, 29 INT, 75 TD)	
<b>3.</b>	<b>149.7</b>	<b>K.J. Costello.....</b>	<b>2017-current</b>
		<b>(393-624, 5,113 yards, 15 INT, 43 TD)</b>	
4.	141.4	Steve Stenstrom .....	1991-94
		(866-1,380, 10,911 yards, 38 INT, 74 TD)	
5.	139.3	John Elway.....	1979-82
		(774-1,246, 9,349 yards, 39 INT, 77 TD)	
6.	138.8	Steve Dils.....	1977-78
		(291-461, 3,488 yards, 15 INT, 26 TD)	
7.	133.0	Randy Fasani.....	1999-01
		(199-390, 3,088 yards, 11 INT, 25 TD)	
8.	131.0	Guy Benjamin.....	1974-77
		(511-844, 6,215 yards, 43 INT, 48 TD)	
9.	129.5	Jim Plunkett.....	1968-70
		(550-992, 7,809 yards, 48 INT, 53 TD)	
10.	127.6	Mark Butterfield.....	1992-95
		(234-411, 2,997 yards, 12 INT, 19 TD)	
11.	126.0	Todd Husak.....	1996-99
		(483-908, 6,834 yards, 24 INT, 41 TD)	

**Touchdown Passes**

Game

1.	6	John Elway.....	vs. Oregon State • 1980
2.	5	Mike Boryla .....	vs. Washington State • 1973
	5	Steve Dils.....	at Washington State • 1978
	5	John Elway.....	at Washington State • 1980
	5	John Elway.....	vs. Oregon State • 1982
	5	Steve Stenstrom .....	vs. Colorado • 1993
	5	Joe Borchard .....	vs. UCLA • 1999
	5	Kevin Hogan.....	vs. California • 2013
	5	K.J. Costello .....	at UCLA • 2018
10.	4	Jim Plunkett.....	vs. San Jose State • 1968
	4	Jim Plunkett.....	at Purdue • 1969
	4	Jim Plunkett.....	at Washington • 1969
	4	Mike Cordova .....	vs. Army • 1975
	4	John Elway.....	at Purdue • 1982
	4	Steve Stenstrom .....	vs. San Jose State • 1994
	4	Mark Butterfield .....	vs. UCLA • 1995
	4	Chad Hutchinson .....	vs. Oregon • 1997
	4	Todd Husak .....	at Arizona State • 1999
	4	Randy Fasani.....	vs. San Jose State • 2000
	4	Randy Fasani.....	vs. Boston College • 2001
	4	Randy Fasani.....	vs. Arizona State • 2001
	4	Chris Lewis.....	vs. California • 2001
	4	Trent Edwards.....	at San Jose State • 2006
	4	Andrew Luck .....	vs. Sacramento State • 2010
	4	Andrew Luck .....	vs. Wake Forest • 2010
	4	Andrew Luck .....	vs. Oregon State • 2010
	4	Andrew Luck .....	vs. Virginia Tech • 2011
	4	Andrew Luck .....	at Duke • 2011
	4	Andrew Luck .....	at Washington State • 2011
	4	Andrew Luck .....	vs. Notre Dame • 2011
	4	Kevin Hogan.....	vs. Army • 2014
	4	Kevin Hogan.....	vs. Notre Dame • 2015
	4	K.J. Costello .....	vs. Notre Dame • 2017
	4	K.J. Costello .....	vs. San Diego State • 2018
	4	K.J. Costello .....	vs. Washington State • 2018
	4	K.J. Costello .....	vs. Oregon State • 2018

Season

1.	37	Andrew Luck .....	2011
2.	32	Andrew Luck .....	2010
3.	29	K.J. Costello .....	2018
4.	27	John Elway.....	1980
	27	Steve Stenstrom .....	1993
	27	Kevin Hogan.....	2015
7.	25	Steve Dils.....	1978
8.	24	John Elway.....	1982
9.	22	Guy Benjamin.....	1977
10.	20	Jim Plunkett.....	1969
	20	John Elway.....	1981
	20	Kevin Hogan.....	2013

Career

1.	82	Andrew Luck .....	2009-11
2.	77	John Elway.....	1979-82
3.	75	Kevin Hogan.....	2012-15
4.	74	Steve Stenstrom .....	1991-94
5.	53	Jim Plunkett.....	1968-70
6.	48	Guy Benjamin.....	1974-77
<b>7.</b>	<b>43</b>	<b>K.J. Costello.....</b>	<b>2017-present</b>
8.	41	Todd Husak .....	1996-99
9.	38	John Paye.....	1983-86
10.	36	Trent Edwards.....	2003-06

**300-yard Passing Games**

Season

1.	9	Steve Stenstrom .....	1993
2.	7	K.J. Costello .....	2018
	7	John Elway.....	1982
4.	6	Steve Stenstrom .....	1994
5.	5	Todd Husak.....	1999
	5	Andrew Luck .....	2011
7.	4	Todd Husak.....	1998
8.	3	Jim Plunkett.....	1969
	3	John Paye.....	1985
	3	Jason Palumbis .....	1990
	3	Mark Butterfield.....	1995
	3	Andrew Luck .....	2010

Career

1.	17	Steve Stenstrom .....	1991-94
2.	11	John Elway.....	1979-82
3.	9	Todd Husak.....	1996-99
	9	Andrew Luck .....	2009-11
<b>5.</b>	<b>7</b>	<b>K.J. Costello.....</b>	<b>2017-current</b>
6.	6	John Paye.....	1983-86
7.	4	Jim Plunkett.....	1968-70
8.	3	Guy Benjamin.....	1974-77
	3	Jason Palumbis .....	1988-91
	3	Mark Butterfield.....	1992-95
	3	Kevin Hogan.....	2012-15

**Interceptions**

Game

1.	5	Jim Plunkett.....	vs. Purdue • 1970
	5	John Elway.....	vs. San Jose State • 1981

Season

1.	20	Mike Boryla .....	1972
----	----	-------------------	------

Career

1.	48	Jim Plunkett.....	1968-70
----	----	-------------------	---------

**Longest Pass Play**

Game

1.	98	Joe Borchard to Troy Walters (TD)	vs. UCLA • 1999
----	----	-----------------------------------	-----------------



**Receptions**

<b>Game</b>		
1.	14	Eric Cross .....at Hawaii • 1972
	14	Vincent White..... at UCLA • 1982
	14	Brad Muster .....at Oregon • 1985
	14	Jim Price .....at Notre Dame • 1989
5.	13	Gene Washington ..... at UCLA • 1968
	13	Darrin Nelson..... vs. Ohio State • 1981
	13	Troy Walters.....vs. Oregon • 1997
	13	DeRonnie Pitts..... vs. USC • 2000
9.	12	Chris Burford .....vs. California • 1959
	12	James Lofton ..... at Washington • 1977
	12	Vincent White..... at Purdue • 1981
	12	Brad Muster ..... vs. Oregon State • 1985
	12	Brad Muster ..... at Arizona State • 1985
	12	Brian Morris ..... vs. UCLA • 1985
	12	Mark Harris .....at Oregon • 1993
	12	Luke Powell ..... vs. San Jose State • 2003
	12	Mark Bradford.....at Washington State • 2007

<b>Season</b>		
1.	86	Troy Walters..... 1997
2.	78	Brad Muster ..... 1985
3.	77	Troy Walters ..... 1999
	77	DeRonnie Pitts..... 2000
5.	74	DeRonnie Pitts..... 1998
6.	71	Gene Washington ..... 1968
	71	Chris Walsh ..... 1991
8.	69	Zach Ertz ..... 2012
9.	68	Vincent White..... 1982
10.	67	Darrin Nelson..... 1981
	67	Justin Armour..... 1994

<b>Career</b>		
1.	248	Troy Walters..... 1996-99
2.	228	DeRonnie Pitts..... 1997-00
3.	223	Darrin Nelson..... 1977-78, 80-81
4.	198	Brad Muster ..... 1984-87
5.	172	Ty Montgomery ..... 2011-14
6.	169	Mark Bradford..... 2003-07
7.	162	Vincent White..... 1979-82
8.	158	Jeff James ..... 1984-87
9.	156	Justin Armour..... 1991-94
10.	152	Trenton Irwin ..... 2015-18
11.	146	Ken Margerum ..... 1977-80
	146	Ed McCaffrey ..... 1986-87, 89-90
	146	Chris Walsh ..... 1988-91
	146	Glyn Milburn ..... 1990-92
	146	Brian Manning ..... 1993-96
16.	140	Tony Hill ..... 1973-76
	140	Ryan Whalen ..... 2007-10
18.	135	JJ Arcega-Whiteside ..... 2016-18
19.	133	Luke Powell ..... 2000-03
20.	124	Mike Tolliver ..... 1979-83

**Receiving Yards**

<b>Game</b>		
1.	278	Troy Walters..... UCLA • 1999
2.	237	Darrin Nelson..... Arizona State • 1981
3.	226	JJ Arcega-Whiteside ..... San Diego State • 2018
4.	220	Justin Armour ..... at UCLA • 1994
5.	209	Troy Walters..... at USC • 1997
6.	192	Troy Walters..... at UCLA • 1998
	192	James Lofton ..... at Washington • 1977
8.	189	Mark Harris ..... at Oregon • 1993
9.	187	Mark Harris ..... at USC • 1995
10.	186	Troy Walters..... San Jose State • 1999

<b>Season</b>		
1.	1,508	Troy Walters..... 1999
2.	1,206	Troy Walters..... 1997
3.	1,117	Gene Washington ..... 1968
4.	1,092	Justin Armour ..... 1994
5.	1,059	JJ Arcega-Whiteside ..... 2018
6.	1,029	Ken Margerum ..... 1978
7.	1,021	Mark Harris ..... 1995
8.	1,012	DeRonnie Pitts..... 1998
9.	1,010	James Lofton ..... 1977
10.	995	Chris Walsh ..... 1991

<b>Career</b>		
1.	4,047	Troy Walters..... 1996-99
2.	3,023	DeRonnie Pitts..... 1997-00
3.	2,517	Ken Margerum ..... 1977-80
4.	2,491	Justin Armour ..... 1991-94
5.	2,469	Darrin Nelson ..... 1977-78, 80-81
6.	2,431	Mark Bradford..... 2003-07
7.	2,365	Brian Manning ..... 1993-96
8.	2,333	Ed McCaffrey ..... 1986-87, 89-90
9.	2,306	Jeff James ..... 1984-87
10.	2,270	Emile Harry ..... 1981-84
11.	2,225	Tony Hill ..... 1973-76
12.	2,219	JJ Arcega-Whiteside ..... 2016-18
13.	2,174	Luke Powell ..... 2000-03
14.	2,125	Ty Montgomery ..... 2011-14
15.	1,898	Chris Walsh ..... 1988-91
16.	1,884	Ryan Whalen ..... 2007-10
17.	1,825	Mike Tolliver ..... 1979-83
18.	1,785	Gene Washington ..... 1966-68
19.	1,783	Mark Harris ..... 1993-95
20.	1,738	Trenton Irwin ..... 2015-18

**Yards Per Catch**

<b>Game</b>		
1.	67.50	Bryce Love (2-135) ..... vs. UCF • 2015

<b>Season (minimum 20 receptions)</b>		
1.	22.93	Devon Cajuste (28-642) ..... 2013
2.	21.17	Miles Moore (41-868) ..... 1971
3.	19.74	Randy Vataha (35-691) ..... 1969
4.	19.64	Luke Powell (45-884) ..... 2001
5.	19.62	Coby Fleener (34-667) ..... 2011
6.	19.58	Troy Walters (77-1,508) ..... 1999
7.	19.54	Brian Manning (46-899) ..... 1994
8.	19.36	Mike Tolliver (33-639) ..... 1981
9.	19.28	Emile Harry (25-482) ..... 1984
10.	18.96	Jon Pinckney (23-436) ..... 1989

<b>Career (minimum 35 receptions)</b>		
1.	21.09	Bob Blunt (35-738) ..... 1964-66
2.	18.90	Miles Moore (68-1,285) ..... 1971-72
3.	18.46	Emile Harry (123-2,270) ..... 1981-84
4.	18.22	Eric Mullins (41-747) ..... 1980-83
5.	18.00	James Lofton (72-1,295) ..... 1975-77
6.	17.82	Randy Vataha (89-1,586) ..... 1969-70
7.	17.66	Devon Cajuste (90-1,589) ..... 2012-15
8.	17.24	Ken Margerum (146-2,517) ..... 1977-80
9.	17.07	Jack Lasater (67-1,144) ..... 1968-70
10.	16.86	Walter Batson (50-843) ..... 1987-90

**Touchdown Receptions**

<b>Game</b>		
1.	4	Ken Margerum ..... vs. Oregon State • 1980
	4	Ty Montgomery ..... vs. California • 2013
	4	Colby Parkinson..... vs. Oregon State • 2018

<b>Season</b>		
1.	14	James Lofton ..... 1977
	14	JJ Arcega-Whiteside ..... 2018
3.	11	Ken Margerum ..... 1978
	11	Ken Margerum ..... 1980
5.	10	Ken Margerum ..... 1979
	10	Troy Walters..... 1999
	10	Coby Fleener ..... 2011
	10	Ty Montgomery ..... 2013
9.	9	Eric Cross ..... 1972
	9	Doug Baldwin ..... 2010
	9	JJ Arcega-Whiteside..... 2017

<b>Career</b>		
1.	32	Ken Margerum ..... 1977-80
2.	28	JJ Arcega-Whiteside ..... 2016-18
2.	26	Troy Walters..... 1996-99
4.	24	DeRonnie Pitts..... 1997-00
5.	20	Justin Armour ..... 1991-94
6.	18	Tony Hill ..... 1973-76
	18	Vincent White..... 1979-82
	18	Coby Fleener..... 2008-11
	18	James Lofton ..... 1975-77
	18	Darrin Nelson..... 1977-78, 80-81





**100-yard Receiving Games**

Season		
1.	7	Gene Washington ..... 1968
	7	Troy Walters..... 1999
3.	6	Troy Walters..... 1997
4.	5	Randy Vataha..... 1970
	5	Miles Moore..... 1971
	5	Ed McCaffrey ..... 1990
	5	Justin Armour..... 1994
	5	Troy Walters..... 1998
	5	JJ Arcega-Whiteside ..... 2018
9.	4	James Lofton ..... 1977
	4	Emile Harry ..... 1983
	4	Chris Walsh ..... 1991
	4	Mark Harris ..... 1995
	4	DeRonnie Pitts..... 1998
	4	Luke Powell ..... 2001

Career		
1.	19	Troy Walters..... 1996-99
2.	10	DeRonnie Pitts..... 1997-00
3.	9	JJ Arcega-Whiteside ..... 2016-18
4.	8	Ed McCaffrey ..... 1986-90
	8	Justin Armour..... 1991-94
	8	Mark Bradford..... 2003-07
7.	7	Gene Washington ..... 1966-68
	7	Randy Vataha..... 1969-70
	7	Emile Harry ..... 1981-84
	7	Luke Powell ..... 2000-03
11.	6	Ken Margerum ..... 1977-80
	6	Vincent White..... 1979-82
	6	Jeff James..... 1984-87
	6	Brad Muster ..... 1984-87
	6	Mark Harris ..... 1993-95

**Longest Reception**

Game		
1.	98	Troy Walters from Joe Borchard (TD)...vs. UCLA • 1999

**Total Offense Attempts**

Game		
1.	69	Steve Smith ..... vs. Notre Dame • 1989 (68 passing, 1 rushing)
Season		
1.	512	Steve Stenstrom..... 1992 (455 passing, 57 rushing)
Career		
1.	1,610	Steve Stenstrom ..... 1991-94 (1,380 passing, 230 rushing)

**Total Offense**

Game		
1.	447	Todd Husak..... vs. Oregon State • 1998
2.	443	Andrew Luck ..... at Arizona • 2009
3.	438	Steve Dils ..... at Washington State • 1978
4.	428	Todd Husak..... at UCLA • 1998
5.	418	John Elway..... at Ohio State • 1982
	418	John Paye ..... at San Diego State • 1985
7.	416	Jim Plunkett ..... at Purdue • 1969
8.	413	John Paye ..... at Oregon • 1985
	413	Steve Stenstrom ..... vs. Oregon State • 1993
10.	410	John Elway..... at Purdue • 1981

Season		
1.	3,791	Andrew Luck ..... 2010
2.	3,667	Andrew Luck ..... 2011
3.	3,520	K.J. Costello ..... 2018
4.	3,398	Steve Stenstrom..... 1993
5.	3,203	Kevin Hogan ..... 2015
6.	3,189	Jim Plunkett ..... 1970
7.	3,104	John Elway..... 1982
8.	3,087	Kevin Hogan ..... 2014
9.	3,033	Steve Dils ..... 1978
10.	3,026	Todd Husak..... 1998

Career		
1.	10,634	Kevin Hogan ..... 2012-15
2.	10,387	Andrew Luck ..... 2009-11
3.	10,179	Steve Stenstrom..... 1991-94
4.	9,070	John Elway..... 1979-82
5.	8,178	Jim Plunkett..... 1968-70
6.	7,539	John Paye ..... 1983-86
7.	6,680	Todd Husak..... 1996-99
8.	6,043	Guy Benjamin ..... 1974-77
9.	5,642	Trent Edwards ..... 2003-06
<b>10.</b>	<b>5,185</b>	<b>K.J. Costello..... 2017-current</b>

**Points**

Game		
1.	30	Darrin Nelson (5 TD) ..... at Oregon State • 1981
	30	Ty Montgomery (5 TD)..... vs. California • 2013

Season		
1.	172	Toby Gerhart..... 2009
2.	132	Tommy Vardell ..... 1991
	132	Tyler Gaffney..... 2013
4.	121	Conrad Ukropina ..... 2015
5.	117	Jet Toner..... 2017
6.	114	Bryce Love ..... 2017
7.	112	Nate Whitaker ..... 2010
8.	101	Nate Whitaker ..... 2009
9.	100	Skip Face..... 1959
	100	Conrad Ukropina ..... 2016

Career		
1.	374	Jordan Williamson ..... 2011-14
2.	289	Eric Abrams..... 1992-95
3.	270	Stepfan Taylor ..... 2009-12
4.	268	Toby Gerhart..... 2006-09
5.	256	Darrin Nelson..... 1977-81
6.	254	John Hopkins..... 1987-90
7.	252	Mark Harmon..... 1981-84
8.	247	Ken Naber ..... 1977-80
9.	239	Michael Sgroi ..... 2002-05
	239	Conrad Ukropina ..... 2012-16

**Touchdowns**

Game		
1.	5	Darrin Nelson..... at Oregon State • 1981
	5	Ty Montgomery ..... vs. California • 2013

Season		
1.	28	Toby Gerhart..... 2009
2.	22	Tommy Vardell ..... 1991
	22	Tyler Gaffney..... 2013
4.	19	Bryce Love ..... 2017
5.	16	Darrin Nelson ..... 1981
	16	Brad Muster ..... 1986
	16	Stepfan Taylor ..... 2010
	16	Christian McCaffrey ..... 2016
9.	15	Vincent White..... 1982
	15	Toby Gerhart..... 2008
	15	Stepfan Taylor ..... 2012
	15	Remound Wright ..... 2015
	15	Christian McCaffrey ..... 2015

Career		
1.	45	Stepfan Taylor ..... 2009-12
2.	44	Toby Gerhart..... 2006-09
3.	42	Darrin Nelson ..... 1977-81
4.	39	Tommy Vardell ..... 1988-91
5.	37	Tyler Gaffney..... 2009-11, 13
6.	36	Brad Muster ..... 1984-87
7.	33	Christian McCaffrey ..... 2014-16
8.	32	Ken Margerum ..... 1977-80
	32	Bryce Love..... 2015-18
9.	31	Vincent White..... 1979-80



**Field Goals Made**

Game			
1.	5	John Hopkins.....	at California • 1990
	5	Nate Whitaker.....	at Notre Dame • 2010

Season			
1.	22	Conrad Ukropina.....	2016
2.	21	Jet Toner.....	2017
3.	19	John Hopkins.....	1988
4.	18	Rod Garcia.....	1973
	18	John Hopkins.....	1989
	18	Jordan Williamson.....	2013
	18	Conrad Ukropina.....	2015
8.	17	Eric Abrams.....	1992
	17	Nate Whitaker.....	2010
	17	Jordan Williamson.....	2012

Career			
1.	63	Jordan Williamson.....	2011-14
2.	59	John Hopkins.....	1987-90
3.	53	Eric Abrams.....	1992-95
4.	50	Mark Harmon.....	1981-84
5.	47	Michael Sgroi.....	2002-05
6.	44	Rod Garcia.....	1971-73
7.	42	Conrad Ukropina.....	2013-16
8.	41	Ken Naber.....	1977-80
<b>9.</b>	<b>35</b>	<b>Jet Toner.....</b>	<b>2017-current</b>
10.	34	Mike Biselli.....	1998-01

**Field Goal Attempts**

Game			
1.	6	Mark Harmon (4-6).....	vs. Oregon State • 1983
	6	John Hopkins (5-6).....	at California • 1990
3.	5	Rod Garcia (0-5).....	vs. San Jose State • 1971
	5	Nate Whitaker (5-5).....	at Notre Dame • 2010
	5	Jordan Williamson (4-5).....	vs. Oregon • 2013
	5	Conrad Ukropina (4-5).....	vs. Oregon State • 2016
	5	Conrad Ukropina (4-5).....	vs. North Carolina • 2016

Season			
1.	31	Rod Garcia (16-31).....	1971
	31	John Hopkins (18-31).....	1989
3.	29	Rod Garcia (18-29).....	1973
4.	27	Mike Michel (12-27).....	1976
	27	Derek Belch (15-27).....	2007
	27	Jordan Williamson (17-27).....	2012
	27	Conrad Ukropina (22-27).....	2016
8.	26	Mike Langford (15-26).....	1974
	26	Jet Toner (21-26).....	2017
10.	24	Rod Garcia (10-24).....	1972
	24	John Hopkins (19-24).....	1988
	24	Michael Sgroi (16-24).....	2004

Career			
1.	90	Jordan Williamson (63-90).....	2011-14
2.	88	John Hopkins (59-88).....	1987-90
3.	84	Rod Garcia (44-84).....	1971-73
4.	76	Eric Abrams (53-76).....	1992-95
5.	75	Michael Sgroi (47-75).....	2002-05
6.	71	Ken Naber (41-71).....	1977-80
7.	70	Mark Harmon (50-70).....	1981-84
8.	51	Conrad Ukropina (42-51).....	2013-16
9.	50	Steve Horowitz (23-50).....	1968-70
10.	49	Mike Biselli (34-49).....	1998-01

**Field Goal Percentage**

Season (minimum 10 attempts)			
1.	.933	Jet Toner (14-15).....	2018
2.	.900	Conrad Ukropina (18-20).....	2015
3.	.895	Nate Whitaker (17-19).....	2010
4.	.857	Mark Harmon (12-14).....	1981
5.	.842	Eric Abrams (16-19).....	1995
6.	.824	Aaron Zagory (14-17).....	2008
7.	.818	Jordan Williamson (18-22).....	2013
8.	.815	Conrad Ukropina (22-27).....	2016
9.	.810	Eric Abrams (17-21).....	1992
10.	.808	Jet Toner (21-26).....	2017
11.	.792	John Hopkins (19-24).....	1988

Career (minimum 25 attempts)			
<b>1.</b>	<b>.854</b>	<b>Jet Toner (35-41).....</b>	<b>2017-current</b>
2.	.824	Conrad Ukropina (42-51).....	2013-16
3.	.805	Nate Whitaker (33-41).....	2009-10
4.	.733	Aaron Zagory (22-30).....	2005-08
5.	.714	Mark Harmon (50-70).....	1981-84
6.	.700	Jordan Williamson (63-90).....	2011-14
7.	.697	Eric Abrams (53-76).....	1992-95
8.	.694	Mike Biselli (34-49).....	1998-01
9.	.670	John Hopkins (59-88).....	1987-90
10.	.627	Michael Sgroi (47-75).....	2002-05

**Longest Field Goal Made**

Game			
1.	59	Rod Garcia.....	at USC • 1973
	59	Mark Harmon.....	at Purdue • 1981

**Extra Points Made**

Game			
1.	9	Gary Kerkorian.....	vs. Idaho • 1949
	9	Mark Harmon.....	at Oregon State • 1981

Season			
1.	67	Conrad Ukropina (67-67).....	2015
2.	61	Nate Whitaker (61-66).....	2010
3.	54	Jordan Williamson (54-56).....	2011
	54	Jet Toner (54-54).....	2017
5.	53	Nate Whitaker (53-53).....	2009
6.	49	Mike Biselli (49-52).....	1999
7.	48	Mike Biselli (48-50).....	2001
8.	45	Jordan Williamson (45-46).....	2012
9.	43	Jordan Williamson (43-44).....	2013
	43	Jordan Williamson (43-43).....	2014

Career			
1.	185	Jordan Williamson (185-189).....	2011-14
2.	130	Eric Abrams (130-136).....	1992-95
3.	123	Mike Biselli (123-131).....	1998-01
4.	122	Ken Naber (122-134).....	1977-80
5.	114	Nate Whitaker (114-119).....	2009-10
6.	113	Conrad Ukropina (113-114).....	2013-16
7.	102	Mark Harmon (102-106).....	1981-84
8.	98	Michael Sgroi (98-101).....	2002-05
9.	89	Steve Horowitz (89-100).....	1968-70
<b>10.</b>	<b>88</b>	<b>Jet Toner (88-88).....</b>	<b>2017-current</b>

**Extra Point Percentage**

Season (minimum 15 attempts)			
1.	1.000	Conrad Ukropina (67-67).....	2015
	1.000	Jet Toner (54-54).....	2017
	1.000	Nate Whitaker (53-53).....	2009
	1.000	Jordan Williamson (43-43).....	2014
	1.000	Aaron Mills (42-42).....	1991
	1.000	Jet Toner (34-34).....	2018
	1.000	Conrad Ukropina (34-34).....	2016
	1.000	Michael Sgroi (32-32).....	2005
	1.000	Derek Belch (26-26).....	2007
	1.000	John Hopkins (25-25).....	1988
	1.000	Bill Shoemaker (18-18).....	1968
	1.000	John Hopkins (15-15).....	1989

Career (minimum 25 attempts)			
<b>1.</b>	<b>1.000</b>	<b>Jet Toner (88-88).....</b>	<b>2017-current</b>
	1.000	Aaron Mills (50-50).....	1991-94
	1.000	Derek Belch (26-26).....	2004-07
4.	.991	Conrad Ukropina (113-114).....	2013-16
5.	.979	Jordan Williamson (185-189).....	2011-14
6.	.970	Michael Sgroi (98-101).....	2002-05
7.	.964	Braden Beck (27-28).....	1963-64
8.	.963	John Hopkins (77-80).....	1987-90
9.	.962	Mark Harmon (102-106).....	1981-84
10.	.959	David Sweeney (71-74).....	1984-87

**Consecutive Extra Points**

Career			
1.	108	Conrad Ukropina.....	2013-16 (last six in '13, 1-1 in '14, 67-67 in '15, 34-34 in '16)
<b>2.</b>	<b>88</b>	<b>Jet Toner.....</b>	<b>2017-current</b> <b>(54-54 in '17, 34-34 in '18)</b>
3.	77	Jordan Williamson.....	2013-14 (last 34 in '13, 43-43 in '14)
4.	71	John Hopkins.....	1987-90 (last 14 in '87, 25-25 in '88, 15-15 in '89, first 17 in '90)
5.	66	Nate Whitaker.....	2009-10 (53-53 in '09, first 13 in '10)



**Punt Returns**

Game

1.	13	Phil Moffatt	vs. Dartmouth • 1930
----	----	--------------	----------------------

Season

1.	41	Phil Moffatt	1930
2.	36	Luke Powell	2003
3.	34	Alan Grant	1989
	34	Glyn Milburn	1992
5.	32	Thomas Henley	1986
6.	30	Alan Grant	1988
	30	Troy Walters	1997
8.	29	Eric Cross	1970
	29	Ray Anderson	1974
	29	Troy Walters	1996

Career

1.	93	Alan Grant	1986-89
2.	91	Troy Walters	1996-99
3.	85	Luke Powell	2000-03
4.	81	Glyn Milburn	1990-92
5.	72	Phil Moffatt	1929-31
6.	71	Drew Terrell	2009-12
7.	70	Eric Cross	1970-72
8.	50	Darrin Nelson	1977-78, 80-81

**Punt Return Yards**

Game

1.	139	Ozzie Grenardo (4)	vs. Cornell • 1991
----	-----	--------------------	--------------------

Season

1.	589	Glyn Milburn (34)	1992
2.	472	Phil Moffatt (41)	1930
3.	446	Alan Grant (27)	1987
4.	424	Troy Walters (30)	1997
5.	389	Thomas Henley (32)	1986
6.	358	Eric Cross (29)	1970
7.	332	Troy Walters (29)	1996
8.	325	Luke Powell (36)	2003
9.	308	Luke Powell (21)	2001
10.	299	Craig Zaltosky (21)	1973

Career

1.	1,079	Glyn Milburn (81)	1990-92
2.	974	Troy Walters (91)	1996-99
3.	894	Alan Grant (93)	1986-89
4.	882	Luke Powell (85)	2000-03
5.	797	Drew Terrell (71)	2009-12
6.	718	Phil Moffatt (72)	1929-31
7.	663	Eric Cross (70)	1970-72
8.	469	Darrin Nelson (50)	1977-78, 80-81
9.	466	Thomas Henley (38)	1983-86

**Punt Return Average**

Game

1.	37.0	Ty Montgomery (2-74)	vs. UC Davis • 2014
2.	34.8	Ozzie Grenardo (4-139)	vs. Cornell • 1991

Season (minimum 10 returns)

1.	19.83	Ty Montgomery (12-238)	2014
2.	17.32	Glyn Milburn (34-589)	1992
3.	16.52	Alan Grant (27-446)	1987
4.	14.67	Luke Powell (21-308)	2001
5.	14.24	Craig Zaltosky (21-299)	1973
6.	14.13	Troy Walters (30-424)	1997
7.	12.70	Darrin Nelson (20-254)	1978
8.	12.172	Eric Cross (29-353)	1970
9.	12.167	Drew Terrell (18-219)	2010
10.	12.156	Thomas Henley (32-389)	1986

Career (minimum 15 returns)

1.	14.67	Randy Vataha (15-220)	1969-70
2.	13.32	Glyn Milburn (81-1,079)	1990-92
3.	12.26	Thomas Henley (38-466)	1983-86
4.	12.22	Craig Zaltosky (32-391)	1972-73
5.	11.23	Drew Terrell (71-797)	2009-12
6.	11.18	Christian McCaffrey (34-380)	2014-16
7.	10.70	Troy Walters (91-974)	1996-99
8.	10.45	Trenton Irwin (22-230)	2015-18
9.	10.38	Luke Powell (85-882)	2000-03
10.	10.21	Craig Ritchey (28-286)	1963-65
11.	10.09	Mark Marquess (22-222)	1966-68

**Kickoff Returns**

Game

1.	8	Mike Dotterer	vs. Arizona State • 1981
----	---	---------------	--------------------------

Season

1.	39	Cameron Scarlett	2017
2.	37	Chris Owusu	2009
	37	Christian McCaffrey	2015
4.	36	Ryan Wells	2002
	36	Ty Montgomery	2013
6.	29	Vincent White	1980
7.	28	Ray Anderson	1974
8.	27	Kevin T. Scott	1988
	27	Ty Montgomery	2011
10.	25	Ray Anderson	1975
	25	Ken Williams	1982
	25	Mike Mitchell	1993

Career

1.	95	Ryan Wells	1999-02
2.	91	Ty Montgomery	2011-14
3.	78	Chris Owusu	2008-11
4.	76	Damon Dunn	1994-97
<b>5.</b>	<b>67</b>	<b>Cameron Scarlett</b>	<b>2016-current</b>
6.	66	Ray Anderson	1973-75
7.	62	Kevin T. Scott	1987-90
8.	56	Christian McCaffrey	2014-16
9.	54	Glyn Milburn	1990-92
10.	53	Vincent White	1979-82

**Kickoff Return Yards**

Game

1.	204	Ty Montgomery (4)	vs. Washington • 2013
----	-----	-------------------	-----------------------

Season

1.	1,167	Chris Owusu (37)	2009
2.	1,091	Ty Montgomery (36)	2013
3.	1,070	Christian McCaffrey (37)	2015
4.	1,008	Cameron Scarlett (39)	2017
5.	715	Ryan Wells (36)	2002
6.	680	Ty Montgomery (27)	2011
7.	656	Damon Dunn (22)	1995
8.	653	T.J. Rushing (23)	2004
9.	603	Vincent White (29)	1980
10.	596	Kevin T. Scott (27)	1988

Career

1.	2,493	Ty Montgomery (91)	2011-14
2.	2,132	Chris Owusu (78)	2008-11
3.	2,071	Ryan Wells (95)	1999-02
4.	2,067	Damon Dunn (76)	1994-97
5.	1,613	Cameron Scarlett (67)	2016-current
6.	1,479	Christian McCaffrey (56)	2014-16
7.	1,409	T.J. Rushing (52)	2002-05
8.	1,356	Ray Anderson (66)	1973-75
9.	1,256	Glyn Milburn (54)	1990-92
10.	1,238	Kevin T. Scott (62)	1987-90

**Kickoff Return Average**

Game

1.	99.00	T.J. Rushing (1-99)	vs. BYU • 2004
----	-------	---------------------	----------------

Season (minimum 12 returns)

1.	33.92	Ron Inge (12-407)	1973
2.	31.54	Chris Owusu (37-1,167)	2009
3.	30.31	Ty Montgomery (36-1,091)	2013
4.	29.82	Damon Dunn (22-656)	1995
5.	29.08	Reggie Sanderson (13-378)	1972
6.	28.92	Christian McCaffrey (37-1,070)	2015
7.	28.40	T.J. Rushing (23-653)	2004
8.	27.38	T.J. Rushing (21-575)	2005
9.	27.25	Kevin B. Scott (12-327)	1986
10.	27.21	Marlon Evans (19-517)	1995

Career (minimum 25 returns)

1.	27.82	Ron Inge (28-779)	1973-76
2.	27.40	Ty Montgomery (91-2,493)	2011-14
3.	27.33	Chris Owusu (78-2,132)	2008-11
4.	27.20	Damon Dunn (76-2,067)	1994-97
5.	27.10	T.J. Rushing (52-1,409)	2002-05
6.	26.41	Christian McCaffrey (56-1,479)	2014-16
7.	25.21	Doug Baldwin (28-706)	2007-10
<b>8.</b>	<b>24.07</b>	<b>Cameron Scarlett (67-1,613)</b>	<b>2016-current</b>
9.	24.04	Kevin B. Scott (46-1,106)	1983-86
10.	23.26	Glyn Milburn (54-1,256)	1990-92





**Kickoff Return for Touchdown**

Game

1.	1	multiple.....last by Christian McCaffrey vs. Cal • 2015
----	---	---

Season

1.	3	Chris Owusu.....2009
----	---	----------------------

Career

1.	3	Damon Dunn.....1994-97
3		T.J. Rushing.....2002-05
3		Chris Owusu.....2008-11
3		Ty Montgomery.....2011-14

**Opening Kickoff Return for Touchdown**

Game

1.	1	Ty Montgomery.....vs. Washington (2013)
	1	Chris Owusu.....vs. San Jose State (2009)*
	1	Chris Owusu.....vs. Washington (2009)*

\*back-to-back games

**Longest Kickoff Return for Touchdown**

Game

1.	100	Bob Bryan.....vs. San Francisco • 1950
	100	Damon Dunn.....at Arizona State • 1994
	100	Ty Montgomery.....at Utah • 2013

**All-Purpose Yards**

Game

1.	461	Christian McCaffrey.....vs. USC • 2015 (207 rushing, 105 receiving, 120 KOR, 29 PR)
2.	389	Christian McCaffrey.....vs. Cal • 2015 (192 rushing, 49 receiving, 148 KOR)
3.	379	Glyn Milburn.....at California • 1990 (196 rushing, 66 receiving, -6 PR, 123 KOR)
4.	369	Christian McCaffrey.....vs. UCLA • 2015 (243 rushing, 4 receiving, 122 KOR)
	369	Darrin Nelson.....at Washington State • 1980 (202 rushing, 167 receiving)
6.	368	Christian McCaffrey.....vs. Iowa • 2016 (172 rushing, 105 receiving, 63 PR, 28 KOR)

Season

1.	3,864	Christian McCaffrey.....2015 (2,019 rushing, 645 receiving, 130 PR, 1,070 KOR)
2.	2,327	Christian McCaffrey.....2016 (1,603 rushing, 310 receiving, 96 PR, 318 KOR)
3.	2,234	Glyn Milburn.....1992 (870 rushing, 459 receiving, 589 PR, 316 KOR)
4.	2,222	Glyn Milburn.....1990 (729 rushing, 632 receiving, 267 PR, 594 KOR)
5.	2,208	Ty Montgomery.....2013 (159 rushing, 958 receiving, 1,091 KOR)
6.	2,151	Bryce Love.....2017 (2,118 rushing, 33 receiving)
7.	2,028	Toby Gerhart.....2009 (1,871 rushing, 157 receiving)
8.	1,998	Darrin Nelson.....1981 (1,014 rushing, 846 receiving, 138 PR)
9.	1,929	Troy Walters.....1999 (6 rushing, 1,508 receiving, 131 PR, 284 KOR)
10.	1,915	Chris Owusu.....2009 (66 rushing, 682 receiving, 1,167 KOR)

Career

1.	7,120	Darrin Nelson.....1977-78, 80-81 (4,169 rushing, 2,469 receiving, 469 PR, 13 KOR)
2.	6,987	Christian McCaffrey.....2014-16 (3,922 rushing, 1,206 receiving, 380 PR, 1,479 KOR)
3.	6,146	Glyn Milburn.....1990-92 (2,253 rushing, 1,558 receiving, 1,079 PR, 1256 KOR)
4.	5,515	Troy Walters.....1996-99 (5 rushing, 4,047 receiving, 974 PR, 489 KOR)
5.	5,190	Ty Montgomery.....2011-14 (334 rushing, 2,125 receiving, 238 PR, 2,493 KOR)
6.	5,095	Stepfan Taylor.....2009-12 (4,300 rushing, 778 receiving, 17 KOR)
7.	4,747	Brad Muster.....1984-87 (3,010 rushing, 1,722 receiving, 15 KOR)
8.	4,662	Vincent White.....1979-82 (1,689 rushing, 1,722 receiving, 130 PR, 1,121 KOR)
9.	4,456	Bryce Love.....2015-18 (3,866 rushing, 465 receiving, 125 KOR)
10.	4,072	Anthony Bookman.....1994-97 (2,672 rushing, 561 receiving, 210 PR, 629 KOR)

**Punts**

Game

1.	16	Ernie Nevers.....vs. USC • 1923
----	----	---------------------------------

Season

1.	89	Paul Stonehouse.....1992
2.	86	Eric Johnson.....2003
3.	78	Jay Ottovegio.....2007
4.	71	Dave Ottmar.....1972
	71	Tom Lynn.....1974
	71	Kevin Miller.....1998
7.	68	Kevin Miller.....1996
68		Sean Tolpinrud.....1999
68		Jake Bailey.....2018
10.	67	Jay Ottovegio.....2005

Career

1.	272	Jay Ottovegio.....2004-07
2.	257	Kevin Miller.....1995-98
3.	253	Paul Stonehouse.....1989-92
4.	224	Eric Johnson.....2000-03
5.	197	Doug Robison.....1984-87
6.	185	Jake Bailey.....2015-18
7.	142	Ken Naber.....1977-80
8.	128	David Green.....2008-11
9.	124	Dave Ottmar.....1972-73
10.	117	Ben Rhyne.....2011-14

**Punting Yardage**

Game

1.	565	Ernie Nevers (12).....at USC • 1925
----	-----	-------------------------------------

Season

1.	3,724	Paul Stonehouse (89).....1992
2.	3,687	Eric Johnson (86).....2003
3.	3,215	Jay Ottovegio (78).....2007
4.	2,996	Jake Bailey (68).....2018
5.	2,846	Daniel Zychlinski (66).....2012
6.	2,826	Kevin Miller (71).....1998
7.	2,765	Tripp Hardin (66).....1983
8.	2,750	Kevin Miller (68).....1996
9.	2,744	Dave Ottmar (71).....1972
10.	2,728	Jay Ottovegio (66).....2004

Career

1.	11,083	Jay Ottovegio (272).....2004-07
2.	10,336	Kevin Miller (257).....1995-98
3.	9,933	Paul Stonehouse (253).....1989-92
4.	8,926	Eric Johnson (224).....2000-03
5.	8,210	Doug Robison (197).....1984-87
6.	8,105	Jake Bailey (185).....2015-18
7.	5,851	Ken Naber (142).....1977-80
8.	5,237	David Green (128).....2008-11
9.	4,943	Dave Ottmar (124).....1972-73
10.	4,879	Dave Lewis (115).....1964-66



**Punting Average**

Season		
1.	45.70	Doug Robison (44-2,011) ..... 1987
2.	45.37	Jake Bailey (57-2,586) ..... 2017
3.	44.90	Dave Lewis (29-1,302) ..... 1965
4.	44.06	Jake Bailey (68-2,996) ..... 2018
5.	43.74	Dave Lewis (34-1,487) ..... 1964
6.	43.52	Jake Bailey (50-2,176) ..... 2016
7.	43.32	Kevin Miller (59-2,556) ..... 1997
8.	43.12	Daniel Zychlinski (66-2,846) ..... 2012
9.	42.88	Ben Rhyne (52-2,230) ..... 2013
10.	42.87	Eric Johnson (86-3,687) ..... 2003

**Career**

1.	43.81	Jake Bailey (185-8,105) ..... 2015-18
2.	42.43	Dave Lewis (115-4,879) ..... 1964-66
3.	42.23	Daniel Zychlinski (97-4,096) ..... 2009-12
4.	41.68	Doug Robison (197-8,210) ..... 1984-87
5.	41.55	Aaron Mills (110-4,570) ..... 1993-94
6.	41.26	Ben Rhyne (117-4,827) ..... 2011-14
7.	41.20	Ken Naber (142-5,851) ..... 1977-80
8.	40.96	Tripp Hardin (114-4,670) ..... 1982-83
9.	40.91	David Green (128-5,237) ..... 2008-11
10.	40.75	Jay Ottovogio (272-11,083) ..... 2004-07

**Interceptions**

Game		
1.	4	Bobby Grayson ..... vs. Washington • 1934
2.	3	Tim Smith ..... at Arizona • 1999
3	3	Tim Smith ..... vs. Washington State • 1998
3	3	Leroy Pruitt ..... at Northwestern • 1994
3	3	Toi Cook ..... vs. San Jose State • 1986
3	3	Benny Barnes ..... at Washington • 1971

**Season**

1.	9	Phil Moffatt ..... 1930
	9	Bobby Garrett ..... 1953
3.	8	Phil Moffatt ..... 1929
	8	Benny Barnes ..... 1971
	8	Toi Cook ..... 1986
6.	7	Jim Kaffen ..... 1972
7.	6	Steve Murray ..... 1972
	6	Brad Humphreys ..... 1987
	6	Vaughn Bryant ..... 1992
	6	Tim Smith ..... 1998
	6	Tim Smith ..... 1999
	6	Ed Reynolds ..... 2012

**Career**

1.	20	Phil Moffatt ..... 1929-31
2.	17	Toi Cook ..... 1983-86
3.	16	Tim Smith ..... 1996-99
4.	14	Brad Humphreys ..... 1985-87
5.	11	Dick Ragsdale ..... 1962-64
	11	Leroy Pruitt ..... 1993-96
7.	10	John Guillory ..... 1964-66
	10	Vaughn Bryant ..... 1990-93
	10	Bo McNally ..... 2006-09
10.	9	Bobby Garrett ..... 1951-53
	9	Benny Barnes ..... 1970-71
	9	Steve Murray ..... 1970-72
	9	Randy Pottl ..... 1971-73
	9	Rich Walters ..... 1974-76
	9	Charles Hutchings ..... 1980-83
	9	Tank Williams ..... 1998-01
	9	Oshiomogho Atogwe ..... 2001-04

**Longest Interception Return**

Game		
1.	95	Tom Work ..... vs. Occidental • 1962

**Tackles**

Game		
1.	27	Dave Wyman ..... at California • 1986
2.	23	Don Parish ..... vs. Oregon State • 1968
	23	Don Parish ..... at USC • 1969
4.	22	Pat Preston ..... at Washington State • 1968
	22	Gordy Ceresino ..... vs. LSU • 1977
6.	21	Gordon Riegel ..... at Washington State • 1972
7.	20	Dave Wyman ..... vs. Washington • 1986
	20	Pat Moore ..... at Washington State • 1972
	20	Jim Merlo ..... vs. Oregon State • 1972
	20	Jim Merlo ..... at Washington State • 1972
	20	Gordy Ceresino ..... vs. Georgia • 1978

**Season**

1.	196	Gordy Ceresino ..... 1977
2.	173	Dave Wyman ..... 1986
3.	167	Gordy Ceresino ..... 1978
4.	164	Jim Merlo ..... 1972
5.	159	Gordy Ceresino ..... 1976
6.	155	Jono Tunney ..... 1988
7.	154	Drew Palin ..... 1974
8.	150	Gordon Riegel ..... 1974
9.	144	Dave Wyman ..... 1983
10.	143	Don Parish ..... 1968

**Career**

1.	571	Gordy Ceresino ..... 1975-78
2.	462	Dave Wyman ..... 1982-84, 86
3.	430	Jono Tunney ..... 1987-90
4.	394	Matt Soderlund ..... 1982-85
5.	355	Don Parish ..... 1967-69
6.	353	Shayne Skov ..... 2009-13
7.	348	Chuck Evans ..... 1976-79
8.	347	Duncan McColl ..... 1974-76
9.	332	Chris Draft ..... 1994-97
10.	309	Pat Preston ..... 1967-69

**Tackles for Loss**

Season		
1.	28	Ron George ..... 1990
2.	26	Duncan McColl ..... 1975
	26	Ron George ..... 1992
4.	24	Kailee Wong ..... 1996
5.	23.5	Trent Murphy ..... 2013
6.	23	Duncan McColl ..... 1976
7.	22	Kailee Wong ..... 1997
	22	Rob Hinckley ..... 1988
9.	20	Willie Howard ..... 1999
	20	Riall Johnson ..... 2000

**Career**

1.	72	Ron George ..... 1990-92
2.	57	Duncan McColl ..... 1974-76
3.	54	Kailee Wong ..... 1994-97
4.	53	Riall Johnson ..... 1997-00
5.	52.5	Trent Murphy ..... 2010-13
6.	50.5	Chase Thomas ..... 2009-12
7.	50	Garin Veris ..... 1981-84
8.	49	David Garnett ..... 1989-92
9.	44	Chuck Evans ..... 1976-79
10.	41	Willie Howard ..... 1997-00

**Sacks**

Game		
1.	5	Riall Johnson ..... vs. Washington State • 1999

**Season**

1.	17	Duncan McColl ..... 1976
2.	15	Ron George ..... 1992
	15	Riall Johnson ..... 2000
	15	Trent Murphy ..... 2013
5.	14	Kailee Wong ..... 1996
	14	Riall Johnson ..... 1999
7.	13	Rob Hinckley ..... 1988
8.	12	Kailee Wong ..... 1997
9.	10	Ron George ..... 1990
	10	Willie Howard ..... 1999
	10	Jon Alston ..... 2004
	10	Trent Murphy ..... 2012

**Career**

1.	36	Riall Johnson ..... 1997-00
2.	33	Ron George ..... 1990-92
3.	32.5	Trent Murphy ..... 2010-13
4.	28	Kailee Wong ..... 1994-97
5.	27.5	Chase Thomas ..... 2009-12
6.	25	Duncan McColl ..... 1974-76
	25	Garin Veris ..... 1981-84
8.	22.5	Willie Howard ..... 1997-00
9.	21.5	Carl Hansen ..... 1994-97
	21.5	Jon Alston ..... 2002-05

[Career records include all-time bowl games]



**Single Game (Offense)**

Points..... 82  
 vs. Mare Island • 1923  
 vs. UCLA • 1925

Points in a Half [since 1958]..... 42  
 vs. California • 2013

Points in a Quarter [since 1958]..... 35  
 at Washington State • 1991

Touchdowns..... 12  
 vs. UCLA • 1925

Field Goals Made..... 5  
 at California • 1990  
 at Notre Dame • 2010

Field Goal Attempts..... 6  
 at California • 1990  
 vs. Oregon State • 1983

Extra Points Made..... 9  
 vs. Idaho • 1949  
 at Oregon State • 1981  
 vs. California • 2013

Extra Point Attempts..... 10  
 vs. Wake Forest • 2010

Rushing Yards..... 446  
 vs. Washington • 2011

Fewest Rushing Yards..... -34  
 vs. UCLA • 1997

Rushing Touchdowns..... 7  
 vs. Washington State • 2008

Pass Attempts..... 68  
 vs. Notre Dame • 1989

Fewest Pass Attempts..... 0 • multiple  
 Completions..... 40  
 at San Diego State • 1985

Fewest Completions..... 0 • multiple

Passing Yards..... 581  
 vs. Arizona State • 1981

Fewest Passing Yards [since 1958]..... 51  
 at UCLA • 2008

Interceptions..... 5  
 at Purdue • 1970  
 vs. San Jose State • 1981

Passing Touchdowns..... 6  
 vs. Oregon State • 1980  
 vs. Cal • 2013

Most Total Yards..... 693  
 vs. Arizona State • 1981

Fewest Total Yards..... 52  
 vs. Arizona • 2006

**Single Game (Defense)**

Points Allowed..... 72  
 at UCLA • 1954

Points Allowed in a Half [since 1958]..... 48  
 at Texas • 1999

Points Allowed in a Quarter [since 1958]..... 30  
 vs. San Jose State • 1975

Fewest Rushing Yards Allowed..... -36  
 at California • 1998

Fewest Passing Yards Allowed [modern record]..... 9  
 vs. Army • 2014

Most Quarterback Sacks..... 10  
 vs. Washington State • 2012

Fewest Total Yards Allowed..... 76  
 at Colorado • 2012

Interceptions..... 7  
 vs. Washington • 1934  
 at Oregon State • 1987

**Single Game (Special Teams)**

Punt Returns..... 13  
 vs. Dartmouth • 1930

Punt Return Yards..... 158  
 vs. Washington • 1990

Kickoff Returns..... 10  
 vs. Oregon • 2007

Kickoff Return Yards..... 296  
 vs. Oregon • 2007

Kickoff Return for Touchdown..... 1 • multiple  
 last vs. Cal • 2015

Punts..... 16  
 vs. USC • 1923

Fewest Punts..... 0 • multiple  
 last vs. San Jose State • 2013

First Downs..... 43  
 vs. Idaho • 1928  
 34 [modern record]  
 at Washington State • 1980

Fewest Penalties..... 0 (multiple)  
 last vs. UC Davis • 2005

**Season (Offense)**

Rushing Attempts..... 610 (3,132 yards) • 2015

Yards..... 3,132 (610 attempts) • 2015

Yards Per Attempt..... 5.9 (480-2,833) • 2017

Yards Per Game..... 248.1 (2,481-10) • 1949

Touchdowns..... 39 • 2009

Passing Attempts..... 513 • 1998

Completions..... 308 • 1993

Completion Percentage..... .712 (297-417) • 2011

Intercepted..... 26 • 1954

Yards..... 3,712 (237-420) • 1999

Yards Per Game..... 337.2 (3709 -11) • 1993

Touchdowns..... 38 • 2011

Total Yards..... 6,361 • 2011  
 (2,738 rushing, 3,623 passing)

Fewest Yards..... 2,377 • 1961  
 (1,476 rushing, 901 passing)

Most Yards Per Game..... 491.9 • 1969

Fewest Yards Per Game..... 231.9 • 2006

Points..... 561 • 2011

Points Per Game..... 43.2 • 2011  
 (561 in 13 games)

Touchdowns..... 73 • 2011

Field Goals..... 22 • 2016

Extra Points..... 68 • 2011

Extra Point Percentage..... 1.000 • multiple  
 (last in 2017)

Punt Returns..... 46 • 1967

Return Yards..... 613 • 1992

Return Average..... 18.3 (22-403) • 2014

Returns for Touchdowns..... 3 • 1992, 2000

Kickoff Returns..... 64 • 2007

Return Yards..... 1,597 (58) • 2009

Return Average..... 27.5 (58-1,597) • 2009

Returns for Touchdowns..... 3 • 2009

Most Punts..... 89 • 1992

Fewest Punts..... 32 • 1957, 2010

Punting Average..... 45.4 (57-2,586) • 2017

First Downs..... 325 • 2011

By Passing..... 172 • 2011

By Rushing..... 155 • 2015

Fewest Penalties Per Game..... 4.4 • 1967

Fewest Penalty Yards Per Game..... 35.7 • 2006

**Season (Defense)**

Fewest Rushing Yards Allowed..... 1,097 • 2011

Fewest Yards Allowed Per Game..... 84.4 • 2011

Fewest Yards Allowed Per Attempt..... 2.61 • 1971

Fewest Passing Yards Allowed..... 770 • 1961

Fewest Yards Allowed Per Game..... 77.0 • 1961

Most Quarterback Sacks..... 57 • 2012

Fewest Total Yards Allowed..... 2,361 • 1965

Fewest Yards Allowed Per Game..... 226.2 • 1971

Interceptions..... 26 • 1972

Returns for Touchdowns..... 4 • 2012

Fewest Points Allowed..... 4 (4 games) • 1896  
 13 (9 games) • 1935

**Streaks**

Consecutive Wins..... 17 • 2010-11  
 (last 8 of 2010, first 9 of 2011)

Consecutive Losses..... 11 • 1959-60, 2005-06  
 (last 1 of 1959, 10 in 1960)  
 (last 2 of 2005, first 9 of 2006)

Unbeaten Streak..... 17 • 2010-11  
 (last 8 of 2010, first 9 of 2011)

Consecutive Wins in Conference Games..... 14  
 (last 7 of 2010, first 7 of 2011)

Consecutive Wins at Home..... 17  
 (last 2 of 2011, 7 in 2012, 7 in 2013, first 1 in 2014)

Consecutive Shutouts..... 9 • 1903, 1904-05  
 (last 6 of 1904, first 3 of 1905)  
 4 [modern record] • 1930, 1931

Consecutive Games Shut Out..... 2 • multiple  
 last in 1961 at Washington (0-13) and vs. UCLA (0-20)

Consecutive Games Scored In..... 161 • 2006-current





**Most Points Scored**

82	UCLA (0)	1925
82	Mare Island (0)	1923
74	Hawaii (20)	1949
68	San Jose State (20)	1968
68	Wake Forest (24)	2010
67	Army (14)	1975
65	Washington (21)	2011
63	California (13)	2013
63	San Jose State (26)	2002
63	at Oregon State (9)	1981
63	at Washington State (16)	1970
63	Idaho (0)	1949
63	San Jose State (21)	1969
62	Rice (7)	2017
59	U.S.S. Boston (0)	1919
59	UC Davis (0)	1932
58	Oregon (49)	1997
58	Washington State (0)	2008
58	UCLA (34)	2017
57	Fort Baker (0)	1903
57	at UCLA (0)	1929
57	Cal Tech (7)	1930
57	Utah Agriculture (0)	1904
57	San Jose State (3)	2011
56	Cornell (6)	1991
56	at USC (48) [3OT]	2011
56	UCLA (35)	2015
55	Arizona (17)	2015
55	at Washington State (17)	2013
55	San Francisco (7)	1950
55	Santa Clara (6)	1923
55	at USC (21)	2009
54	Idaho (7)	1942
54	Washington State (17)	1999
54	Oregon State (13)	1980
54	Washington State (14)	1975
54	San Jose State (0)	1953
54	San Jose State (38)	1959
54	Arizona (48) [OT]	2012
52	Sacramento State (17)	2010
52	at Oregon (27)	2016
51	15th Infantry (0)	1905
51	Arizona State (28)	2001
51	Arizona (37)	2001
51	San Jose State (20)	1994
51	Oregon (42)	2009
50	at Port Townsend (0)	1893
50	at Arizona (22)	1999
50	at Arizona State (30)	1999
50	Duke (13)	2012

**Combined Score**

107	Oregon (W, 58-49)	1997
104	at USC (W, 56-48) [3OT]	2011
102	Arizona (W, 54-48) [OT]	2012
98	Arizona State (L, 36-62)	1981
94	Hawaii (W, 74-20)	1949
93	Oregon (W, 51-42)	2009
92	San Jose State (W, 54-38)	1959
92	Wake Forest (W, 68-24)	2010
92	UCLA (W, 58-34)	2017
91	Washington State (L, 42-49)	1984
91	at Oregon (L, 28-63)	1998
91	at Oregon (W, 49-42)	2001
91	UCLA (W, 56-35)	2015
91	at UCLA (W, 49-42)	2018
89	San Jose State (W, 63-26)	2002
89	Arizona State (L, 24-65)	2002
88	San Jose State (W, 68-20)	1968
88	at Arizona (W, 51-37)	2001
86	at Texas (L, 17-69)	1999
86	Oregon (L, 31-55)	2007
86	Washington (W, 65-21)	2011

**Largest Margin of Victory**

82	UCLA (82-0)	1925
82	Mare Island (82-0)	1923
63	Idaho (63-0)	1949
59	U.S.S. Boston (59-0)	1919
59	UC Davis (59-0)	1932
58	Washington State (58-0)	2008
57	Fort Baker (57-0)	1903
57	Utah Aggies (57-0)	1904
57	at UCLA (57-0)	1929
55	vs. Rice (62-7)	2017
54	Hawaii (74-20)	1949
54	San Jose State (54-0)	1953
54	at Oregon State (63-9)	1981
54	San Jose State (57-3)	2011
53	Army (67-14)	1975
51	15th Infantry (51-0)	1905
50	at Port Townsend (50-0)	1893
50	Cal Tech (57-7)	1930
50	Cornell (56-6)	1991
50	California (63-13)	2013

**Largest Margin of Defeat**

72	at UCLA (0-72)	1954
52	at Texas (17-69)	1999
51	at Michigan (0-51)	1976
50	Notre Dame (7-57)	2003
49	Michigan (0-49)	1902
49	at USC (0-49)	1977
49	UCLA (0-49)	1987
47	USC (7-54)	1952
46	UCLA (13-59)	1973
43	vs. Army (0-43)	1948
42	UCLA (13-55)	1959
42	USC (0-42)	2006
41	at Arizona State (24-65)	2002
40	at Oregon State (3-43)	2003

**Most Points Allowed**

72	at UCLA (0)	1954
69	at Texas (17)	1999
65	at Arizona State (24)	2002
63	at Oregon (28)	1998
62	Arizona State (36)	1981
59	UCLA (13)	1973
57	Notre Dame (7)	2003
55	Oregon (31)	2007
55	Oregon (21)	1994
55	UCLA (13)	1959
54	USC (7)	1952
53	Oregon (30)	2011
52	Washington (16)	1990
52	Oregon (31)	2010
51	at Michigan (0)	1976
51	at USC (21)	2005

**Overtime Games (6-5)**

1996	W, 27-24	vs. Oregon
1998	L, 38-44	at Arizona State
2000	W, 36-30	at California
2005	L, 27-30	vs. UCLA
2011	W, 56-48	at USC [3OT]
2012	L, 38-41	vs. Oklahoma State (Fiesta Bowl)
2012	W, 54-48	vs. Arizona
2012	L, 13-20	at Notre Dame
2012	W, 17-14	at Oregon
2014	L, 17-20	vs. Utah [2OT]
2018	W, 38-31	at Oregon



**Total Offense**

Rank	Player	Opponent • Season	Plays	Rush	Pass	Total
1.	Todd Husak	Oregon State • 1998	50	-3	450	447
2.	Andrew Luck	at Arizona • 2009	41	20	423	443
3.	Steve Dils	at Washington State • 1978	63	8	430	438
4.	Todd Husak	at UCLA • 1998	52	9	419	428
5.	John Paye	at San Diego State • 1985	67	33	385	418
	John Elway	at Ohio State • 1982	66	11	407	418
7.	Jim Plunkett	at Purdue • 1969	55	61	355	416
8.	Steve Stenstrom	Oregon State • 1993	44	6	407	413
	John Paye	at Oregon • 1985	48	5	408	413
10.	John Elway	at Purdue • 1981	52	-8	418	410
11.	Jim Plunkett	California • 1969	45	28	381	409
12.	Josh Nunes	Arizona • 2012	41	33	360	393
13.	Joe Borchard	UCLA • 1999	27	74	324	398
14.	K.J. Costello	Oregon State • 2018	34	45	342	387
15.	Chris Lewis	California • 2001	43	-6	390	384
16.	John Elway	at Washington State • 1980	42	4	379	383
17.	Steve Stenstrom	at UCLA • 1994	51	-26	408	382
	Randy Fasani	San Jose State • 2000	51	9	373	382
19.	Jason Palumbis	San Jose State • 1990	43	-6	387	381
20.	Andrew Luck	at Oregon • 2010	54	39	341	380
21.	Steve Stenstrom	Colorado • 1993	45	-8	382	374
22.	Guy Benjamin	at UCLA • 1976	56	-6	378	372
	Andrew Luck	Colorado • 2011	34	2	370	372
24.	John Paye	Texas • 1985	51	5	365	370
25.	Dick Norman	California • 1959	46	-35	401	366
	Andrew Luck	at USC • 2011	49	36	330	366
27.	Chad Hutchinson	Oregon • 1996	41	0	365	365
	Todd Husak	at Arizona • 1999	37	1	364	365
29.	Steve Stenstrom	at Oregon • 1993	44	-44	407	363
30.	Andrew Luck	at Arizona • 2011	34	36	325	361
31.	Steve Stenstrom	at Northwestern • 1994	49	-15	374	359

**Rushing**

Rank	Player	Opponent • Season	Att.	Yds.	Avg.	TD
1.	Bryce Love	Arizona State • 2017	25	301	12.0	3
2.	Christian McCaffrey	at Cal • 2016	31	284	9.2	3
3.	Bryce Love	UCLA • 2017	30	263	8.8	1
4.	Christian McCaffrey	UCLA • 2015	25	243	9.7	4
5.	Toby Gerhart	Oregon • 2009	38	223	5.9	3
6.	Jon Volpe	at Washington • 1988	29	220	7.6	0
7.	Darrin Nelson	San Jose State • 1977	20	211	10.6	0
8.	Lou Valli	at California • 1956	23	209	9.9	0
9.	Christian McCaffrey	vs. USC • 2015	32	207	6.5	1
10.	Christian McCaffrey	at Oregon State • 2015	30	206	6.9	0
11.	Toby Gerhart	Notre Dame • 2009	29	205	7.1	3
12.	Brad Muster	at California • 1984	34	204	6.0	0
	Christian McCaffrey	Rice • 2016	30	204	6.8	1
14.	Darrin Nelson	at Washington State • 1980	21	202	9.6	2
15.	Ernie Caddell	Dartmouth • 1930	13	201	15.5	0
16.	Darrin Nelson	Tulane • 1978	17	200	11.8	1
	Toby Gerhart	Washington • 2009	27	200	7.4	1
18.	Christian McCaffrey	Oregon State • 2016	32	199	6.2	1
19.	Glyn Milburn	at California • 1990	24	196	8.2	1
20.	Christian McCaffrey	Cal • 2015	29	192	6.6	0
21.	Darrin Nelson	at Oregon State • 1981	19	190	10.0	4
	Brad Muster	Washington State • 1986	37	190	5.1	0
23.	Darrin Nelson	UCLA • 1977	23	189	8.2	2
	Stepfan Taylor	at California • 2012	28	189	6.8	1
	Tyler Gaffney	Notre Dame • 2013	33	189	5.7	1
26.	Rick McMillen	Washington • 1958	26	185	7.1	0
27.	Bryce Love	at San Diego State • 2017	13	184	14.2	2
28.	Brad Muster	at UCLA • 1986	38	183	4.8	2
29.	Tommy Vardell	California • 1991	39	182	4.7	0
30.	Bryce Love	vs. Rice • 2017	13	180	13.8	1
31.	Mike Mitchell	San Jose State • 1994	21	179	8.5	3
32.	Toby Gerhart	at USC • 2009	29	178	6.1	3
33.	Darrin Nelson	at California • 1978	17	177	10.4	2
	Stepfan Taylor	vs. Oklahoma State • 2012	35	177	5.1	2
35.	Kevin B. Scott	Washington State • 1984	15	174	11.6	3
36.	Christian McCaffrey	vs. Iowa • 2015	18	172	9.6	0
	Christian McCaffrey	USC • 2016	31	172	5.5	1
38.	Tyler Gaffney	UCLA • 2013	36	171	4.8	2
39.	Christian McCaffrey	at Arizona • 2016	23	169	7.3	2
40.	Bryce Love	Washington • 2017	30	166	5.5	3
41.	Jon Volpe	San Diego State • 1988	31	165	5.3	3
42.	Chuck Smalling	Army • 1929	27	162	6.0	--
	J.R. Lemon	Washington • 2004	19	162	8.5	3
44.	Bobby Grayson	San Jose State • 1934	28	161	5.8	--
	Dave Lewis	Tulane • 1966	14	161	11.5	--
	Stepfan Taylor	at Oregon • 2012	33	161	4.9	0
47.	Bryce Love	at USC • 2017	17	160	9.4	1
48.	Brad Muster	at Oregon State • 1987	20	159	8.0	2
49.	Tyler Gaffney	at USC • 2013	24	158	6.6	2
50.	Anthony Kimble	at Washington • 2008	15	157	10.5	2
	Tyler Gaffney	Oregon • 2013	45	157	3.5	1
52.	George Bogue	Unknown opponent • 1926	27	156	5.8	--
	Christian McCaffrey	Arizona • 2015	17	156	9.2	1
54.	Lloyd Merriman	San Francisco • 1946	23	155	6.7	--
	Mike Dotterer	at Washington State • 1982	24	155	6.5	2
56.	Darrin Nelson	at Washington • 1981	24	154	6.4	3
57.	Ron Inge	Washington State • 1975	9	153	17.0	3
	Stepfan Taylor	at Arizona • 2011	22	153	7.0	0
	Stepfan Taylor	USC • 2012	27	153	5.7	1
60.	Biff Hoffman	California • 1927	31	152	4.9	--
	Bobby Grayson	vs. Columbia • 1934	28	152	5.4	0
	Chuck Shea	California • 1957	27	152	5.6	--
	Bryce Love	at Utah • 2017	20	152	7.6	1

Top Performances



Passing							Receiving							
Rank	Player	Opponent • Season	Att	Comp	Yds	Int.	TD	Rank	Player	Opponent • Season	Rec.	Yds.	Avg.	TD
1.	Todd Husak	Oregon State • 1998	48	26	450	2	2	1.	Troy Walters	UCLA • 1999	9	278	30.9	3
2.	Steve Dils	at Washington State • 1978	51	32	430	0	5	2.	Darrin Nelson	Arizona State • 1981	9	237	26.3	2
3.	Andrew Luck	at Arizona • 2009	35	21	423	1	3	3.	JJ Arcega-Whiteside	San Diego State • 2018	6	226	37.7	3
4.	Todd Husak	at UCLA • 1998	45	25	419	0	1	4.	Justin Armour	at UCLA • 1994	11	220	20.0	1
5.	John Elway	at Purdue • 1981	44	33	418	1	1	5.	Troy Walters	at USC • 1997	11	209	19.0	2
6.	Steve Stenstrom	at UCLA • 1994	45	28	408	1	2	6.	Troy Walters	at UCLA • 1998	10	192	19.2	0
	John Paye	at Oregon • 1985	47	31	408	3	3		James Lofton	at Washington • 1977	12	192	16.0	3
8.	Steve Stenstrom	Oregon State • 1993	37	28	407	0	3	8.	Mark Harris	at Oregon • 1993	12	189	15.8	1
	Steve Stenstrom	at Oregon • 1993	41	29	407	0	3	9.	Mark Harris	at USC • 1995	10	187	18.7	2
	John Elway	at Ohio State • 1982	63	35	407	3	2	10.	Troy Walters	San Jose State • 1999	10	186	18.6	2
11.	Dick Norman	California • 1959	39	34	401	0	1	11.	Mark Bradford	Arizona State • 2005	9	185	20.6	2
12.	Chris Lewis	California • 2001	38	20	390	3	4	12.	Troy Walters	Notre Dame • 1999	8	183	22.9	2
13.	Jason Palumbis	San Jose State • 1990	39	27	387	1	1	13.	Emile Harry	Arizona • 1983	10	179	17.9	2
14.	John Paye	at San Diego State • 1985	56	40	385	0	0	14.	Richard Sherman	at Washington • 2006	6	177	29.5	1
15.	Steve Smith	San Jose State • 1989	52	28	384	2	3	15.	DeRonnie Pitts	USC • 2000	13	176	13.5	0
16.	Steve Stenstrom	Colorado • 1993	42	30	382	2	5		Ed McCaffrey	Washington State • 1990	7	176	25.1	3
17.	K.J. Costello	Utah • 2018	41	26	381	2	1	17.	Chris Walsh	at USC • 1991	9	174	19.3	2
	John Elway	Oregon State • 1982	29	23	381	0	5	18.	Coby Fleener	vs. Virginia Tech • 2011	6	173	28.8	3
	Jim Plunkett	California • 1969	41	22	381	3	2	19.	Luke Powell	San Jose State • 2003	12	172	14.3	2
20.	John Elway	at Washington State • 1980	36	29	379	1	5		Tony Hill	at UCLA • 1976	10	172	17.2	2
21.	Guy Benjamin	at UCLA • 1976	53	35	378	1	2		Eric Cross	at Hawaii • 1972	14	172	12.3	1
22.	Guy Benjamin	at Washington • 1977	47	28	376	1	3	22.	Gene Washington	Washington • 1968	6	170	28.3	2
23.	Steve Stenstrom	at Northwestern • 1994	38	25	374	0	1		Gene Washington	San Jose State • 1968	5	170	34.0	3
24.	Randy Fasani	San Jose State • 2000	42	18	373	1	4	24.	DeRonnie Pitts	at Arizona State • 1998	7	169	24.1	2
25.	Andrew Luck	Colorado • 2011	33	26	370	1	3		Troy Walters	Oregon • 1997	13	169	13.0	2
26.	Chad Hutchinson	Oregon • 1996	41	27	365	0	3		Brad Muster	at Oregon • 1985	14	169	12.1	2
	John Paye	Texas • 1985	40	27	365	0	3	27.	Troy Walters	at Arizona • 1999	8	168	21.0	0
28.	Todd Husak	at Arizona • 1999	35	21	364	0	1		Mike Tolliver	at Purdue • 1981	8	168	21.0	0
	John Paye	Washington • 1986	47	28	364	1	2		Miles Moore	at Army • 1971	5	168	33.6	2
30.	John Elway	at Washington • 1981	51	27	361	1	2	30.	Jeff James	Texas • 1985	10	167	16.7	2
31.	Josh Nunes	Arizona • 2012	34	21	360	0	2		Darrin Nelson	at Washington State • 1980	11	167	15.2	2
	Steve Stenstrom	at Notre Dame • 1994	59	37	360	0	2	32.	Troy Walters	San Jose State • 1997	8	166	20.8	0
	Jason Palumbis	USC • 1990	45	30	360	1	3		Colby Parkinson	Oregon State • 2018	6	166	27.7	4
	Steve Dils	Washington • 1978	39	27	360	3	2	34.	Ed McCaffrey	San Jose State • 1989	10	165	16.5	2
35.	John Elway	Arizona • 1982	33	22	359	1	1		Chris Owusu	Arizona • 2010	9	165	18.3	1
36.	Jim Plunkett	at Purdue • 1969	46	23	355	0	4	36.	Mark Harris	Washington • 1995	9	163	18.1	0
37.	Jason Palumbis	Washington State • 1990	30	23	353	0	3		Glyn Milburn	San Jose State • 1990	8	163	20.4	1
	John Paye	San Jose State • 1983	42	21	353	1	1	38.	Jeff James	at Texas • 1986	9	162	18.0	3
39.	John Elway	at UCLA • 1982	39	29	352	1	2	39.	Emile Harry	Washington • 1984	5	161	32.2	1
40.	Mark Butterfield	Washington • 1995	35	22	348	2	3	40.	Mark Harris	Arizona State • 1993	7	160	22.9	1
41.	K.J. Costello	at Washington • 2018	43	29	347	3	2		Ty Montgomery	California • 2013	5	160	32.0	4
	Andrew Luck	vs. Oklahoma State • 2012	31	27	347	1	2	42.	Troy Walters	Oregon State • 1998	6	159	26.5	0
43.	T.C. Ostrander	UCLA • 2007	59	27	346	0	2		Jon Pinckney	UCLA • 1991	5	159	31.8	1
	Steve Stenstrom	California • 1993	51	27	346	2	1	44.	Luke Powell	at San Jose State • 2001	6	158	26.3	1
45.	Mark Butterfield	at USC • 1995	47	29	345	0	1		DeRonnie Pitts	at Oregon • 1998	10	158	15.8	1
46.	K.J. Costello	at UCLA • 2018	37	23	344	1	5	46.	Justin Armour	Colorado • 1993	10	155	15.5	3
47.	K.J. Costello	Oregon State • 2018	33	23	342	1	4	47.	Jeff James	at San Diego State • 1987	6	154	25.7	0
48.	Kevin Hogan	UCF • 2015	29	17	341	0	3	48.	Mark Bradford	at Oregon • 2003	7	153	21.9	0
	Andrew Luck	at Oregon • 2010	46	29	341	2	2		Justin Armour	USC • 1994	8	153	19.1	0
50.	Steve Stenstrom	at Arizona • 1993	47	30	339	4	2		Andre Kirwan	Oregon State • 1993	9	153	17.0	1





**Rushing**

**Yards**

1.	446	Washington	2011
2.	439	at Oregon State	1981
3.	416	Tulane	1966
4.	405	UCLA	2017
5.	395	Washington State	1975
6.	394	Harvard	1949
7.	373	Rice	2016
8.	372	at UCLA	1940
9.	365	Oregon State	2016
10.	357	at California	2016

**Fewest Yards**

1.	-34	UCLA	1997
2.	-33	Arizona	1992
3.	-16	USC	1972
4.	-13	USC	1980
5.	-12	at Oregon State	2003
6.	-11	Notre Dame	2005
7.	-8	Penn State	1973
	-8	Oregon	2004
	-8	at Oregon State	2007
10.	-6	at USC	1989
	-6	Arizona	2006

**Yards Allowed**

1.	621	UCLA	1973
2.	531	at Michigan	1976
3.	453	at USC	1977
4.	413	at Colorado	1987
5.	395	Oklahoma	1983
6.	388	Washington	2007
	388	at Oregon	2010
8.	380	Texas	1985
9.	375	Oklahoma	1978
10.	373	Oregon	1979

**Fewest Yards Allowed**

1.	-36	at California	1998
2.	-31	San Jose State	1985
3.	-26	Washington State	2014
4.	-21	at Colorado	2012
5.	-18	Washington State	2012
6.	-13	at Washington	1971
7.	-5	at Brigham Young	2003
8.	-4	at UCLA	1992
9.	2	at Oregon State	1987
10.	3	at Oregon	1970
	3	at California	2012

**Passing**

**Yards**

1.	581	Arizona State	1981
2.	465	UCLA	1999
3.	450	Oregon State	1998
4.	434	at Arizona	2009
5.	430	at Washington State	1978
6.	422	at UCLA	1998
7.	418	at Purdue	1981
8.	417	San Jose State	1982
	417	vs. California	2013
10.	413	Oregon State	1993

**Fewest Yards**

1.	51	at UCLA	2008
2.	56	at Brigham Young	2003
3.	58	Arizona	2006
4.	60	Oregon State	2016
5.	62	at California	1984
6.	66	at Arizona State	2006
7.	75	at UCLA	2002
8.	80	at San Diego State	2017
9.	83	at UCLA	1984
10.	85	at Washington State	1982

**Most Yards Allowed**

1.	536	at San Diego State	1987
2.	511	Arizona State	1981
3.	491	Arizona	2012
4.	480	UCLA	2017
5.	466	at UCLA	2018
6.	463	Oregon	2005
7.	449	at Washington State	2007
8.	441	at Oregon State	2003
9.	438	Washington State	2018
10.	432	Notre Dame	2005

**Fewest Yards Allowed**

1.	9	Army	2014
2.	12	at Oregon State	1971
3.	14	at Oregon State	1992
4.	15	at Michigan	1976
5.	18	at Duke	1972
	18	Washington State	1969
7.	21	Illinois	1974
8.	25	at Illinois	1978
9.	26	Michigan (Rose Bowl)	1972
10.	29	UCLA	1973
	29	Oregon State	1972

**Total Offense**

**Yards**

1.	693	Arizona State	1981
2.	684	at Oregon State	1981
3.	681	San Jose State	1968
4.	672	UCLA	1999
5.	664	at Washington State	1980
6.	658	at Washington State	1970
7.	656	vs. Rice	2017
8.	634	San Jose State	1969
9.	617	Arizona	2012
10.	615	Washington	2011

**Fewest Yards**

1.	52	Arizona	2006
2.	116	at Tulane	1979
3.	133	at Oregon State	2003
4.	134	at USC	1989
5.	143	Arizona	1992
6.	145	at Arizona State	2006
7.	146	UCLA	1987
8.	164	Arizona State	1984
9.	166	at UCLA	2006
10.	169	at California	1972

**Most Yards Allowed**

1.	743	Arizona State	1981
2.	670	at Washington	1999
3.	664	at Oregon	1998
4.	663	at Oregon State	2003
	663	Notre Dame	2005
6.	651	at UCLA	1982
7.	650	UCLA	1973
8.	626	at Oregon	2010
9.	624	UCLA	2007
10.	623	at USC	2017

**Fewest Yards Allowed**

1.	76	at Colorado	2012
2.	80	San Jose State	1971
3.	107	at Washington	2010
4.	109	Washington State	1969
5.	115	UC Davis	2014
6.	123	California	1971
7.	126	at California	1968
8.	130	California	1999
9.	136	Oregon State	1991
10.	139	Duke	1971

# Team Season Highs and Lows



## Rushing

Yards						
No.	Yards	Att.	Avg.	TD	Season	
1.	3,132	610	5.1	33	2015	
2.	2,904	584	5.0	30	2013	
3.	2,837	536	5.3	39	2009	
4.	2,833	480	5.9	31	2017	
5.	2,779	535	5.2	34	2010	
6.	2,738	518	5.3	32	2011	
7.	2,716	522	5.2	20	2016	
8.	2,481	528	4.7	23	1949	
9.	2,440	549	4.4	23	2012	
10.	2,395	490	4.9	26	2008	
11.	2,336	544	4.3	27	2001	
12.	2,259	506	4.5	22	1957	
13.	2,064	447	4.3	22	2014	
14.	1,997	501	4.0	12	1977	
15.	1,972	521	3.8	14	1978	
16.	1,971	527	3.7	31	1991	
17.	1,961	459	4.3	17	1969	
18.	1,946	493	3.9	18	1955	
19.	1,929	556	3.5	24	1951	
20.	1,891	506	3.7	21	1995	

## Fewest Yards

No.	Yards	Att.	Avg.	TD	Season	
1.	700	301	2.3	8	1993	
2.	781	367	2.1	3	2006	
3.	825	336	2.5	3	1983	
4.	831	346	2.4	11	1998	
5.	893	353	2.5	13	2004	
6.	941	386	2.4	19	1985	
7.	994	381	2.6	6	1989	
8.	1,015	387	2.6	8	2005	
9.	1,054	414	2.5	10	2003	
10.	1,119	366	3.1	13	1988	

• Since 1951

## Touchdowns

No.	TD	Season
1.	39	2009
2.	34	2010
3.	33	2015
4.	32	2011
5.	31	1991
	31	2017
7.	30	2013
8.	27	2001
9.	26	2008
10.	24	1951
	24	1994

• Since 1949

## Attempts

No.	Att.	Yards	Season
1.	610	3,132	2015
2.	584	2,904	2013
3.	556	1,929	1951
4.	549	2,440	2012
5.	544	2,336	2001
6.	538	1,812	1971
7.	536	2,837	2009
	536	1,634	1992
9.	535	2,779	2010
10.	528	2,481	1949

• Since 1949

## Yards Per Attempt

No.	Avg.	Att.	Yards	Season
1.	5.902	480	2,833	2017
2.	5.293	536	2,837	2009
3.	5.286	518	2,738	2011
4.	5.203	522	2,716	2016
5.	5.194	535	2,779	2010
6.	5.134	610	3,132	2015
7.	4.973	584	2,904	2013
8.	4.888	490	2,395	2008
9.	4.699	528	2,481	1949
10.	4.464	506	2,259	1957
11.	4.444	549	2,440	2012
12.	4.327	477	2,064	2014
13.	4.294	544	2,336	2001
14.	4.272	459	1,961	1969
15.	4.175	418	1,745	1975
16.	3.986	501	1,997	1977
17.	3.970	463	1,838	1980
18.	3.947	493	1,946	1955
19.	3.874	435	1,685	1999
20.	3.819	475	1,814	1981

• Since 1949

## Yards Per Game

No.	Avg.	G	Total	Season
1.	248.1	10	2,481	1949
2.	225.9	10	2,259	1957
3.	223.7	14	3,132	2015
4.	218.2	13	2,837	2009
5.	213.8	13	2,779	2010
6.	210.6	13	2,738	2011
7.	208.9	13	2,716	2016
8.	207.4	14	2,904	2013
9.	202.4	14	2,833	2017
10.	199.6	12	2,395	2008
11.	196.1	10	1,961	1969
12.	194.7	12	2,336	2001
13.	194.6	10	1,946	1955
14.	181.8	10	1,818	1965
15.	178.2	10	1,782	1952
16.	177.4	10	1,774	1968
17.	175.4	11	1,929	1951
18.	174.3	14	2,440	2012
19.	174.2	10	1,742	1967
20.	167.3	10	1,673	1964

• Since 1949

## Fewest Yards Per Game

No.	Avg.	Yards	G	Season
1.	63.6	700	11	1993
2.	65.1	781	12	2006
3.	75.0	825	11	1983
4.	75.5	831	11	1998
5.	81.2	893	11	2004
6.	85.5	941	11	1985
7.	90.4	994	11	1989
8.	92.3	1,015	11	2005
9.	95.8	1,054	11	2003
10.	101.7	1,119	11	1988

## Passing

Yards							
No.	Yards	Att.	Comp.	Int.	TD	Season	
1.	3,712	420	237	12	25	1999	
2.	3,709	474	308	14	27	1993	
3.	3,623	417	297	10	38	2011	
4.	3,550	424	271	11	29	2018	
5.	3,516	513	263	8	22	1998	
6.	3,363	379	266	8	32	2010	
7.	3,358	422	255	12	18	1994	
8.	3,311	422	268	13	25	1982	
9.	3,215	421	226	22	19	1970	
10.	3,157	429	268	17	27	1978	
11.	3,125	408	258	15	23	1977	
12.	3,066	410	241	14	22	1981	
13.	2,988	381	248	8	20	2014	
14.	2,981	369	193	12	26	2001	
15.	2,965	318	213	8	30	2015	
16.	2,958	382	217	17	26	1969	
17.	2,921	383	251	12	27	1980	
18.	2,874	439	295	15	10	1985	
19.	2,805	398	230	11	16	1992	
20.	2,802	420	210	24	15	1983	
	2,802	399	240	10	19	2012	

## Fewest Yards

No.	Yards	Att.	Comp.	Int.	TD	Season	
1.	901	183	85	17	3	1961	
2.	917	159	69	14	8	1963	
3.	1,083	173	88	16	4	1964	
4.	1,172	189	95	7	11	1957	
	1,172	210	101	17	8	1967	
6.	1,214	200	95	12	5	1962	
7.	1,250	207	89	19	7	1966	
8.	1,275	229	104	26	4	1954	
9.	1,313	248	110	16	5	1960	
10.	1,359	205	102	10	5	1965	

## Touchdowns

No.	TD	Season
1.	38	2011
2.	32	2010
3.	30	2015
4.	29	2018
5.	27	1980
	27	1993
	27	1978
8.	26	1969
	26	2001
10.	25	1979
	25	1982
	25	1999

## Attempts

No.	Att.	Yards	Season
1.	513	3,516	1998
2.	474	3,709	1993
3.	439	2,874	1985
4.	437	2,604	1989
5.	429	3,157	1978
6.	424	2,536	2007
	424	3,550	2018
8.	422	3,311	1982
	422	3,358	1994
10.	421	3,215	1970

# Team Season Highs and Low



## Yards Per Game

No.	Avg.	G	Yards	Season
1.	337.2	11	3,709	1993
2.	319.6	11	3,516	1998
3.	309.3	12	3,712	1999
4.	305.3	11	3,358	1994
5.	301.0	11	3,311	1982
6.	295.8	10	2,958	1969
7.	278.7	11	3,066	1981
	278.7	13	3,623	2011
9.	273.1	13	3,550	2018
10.	267.9	12	3,215	1970
11.	265.5	11	2,921	1980
12.	263.1	12	3,157	1978
13.	261.3	11	2,874	1985
14.	260.4	12	3,125	1977
15.	258.7	13	3,363	2010
16.	254.7	11	2,802	1983
17.	252.1	10	2,521	1968
18.	251.2	11	2,763	1990
19.	248.4	12	2,981	2001
20.	247.3	11	2,720	2004

## Fewest Yards Per Game

No.	Avg.	Yards	G	Season
1.	90.1	901	10	1961
2.	91.7	917	10	1963
3.	108.3	1,083	10	1964
4.	117.2	1,172	10	1957
	117.2	1,172	10	1967
6.	121.4	1,214	10	1962
7.	125.0	1,250	10	1966
8.	127.5	1,275	10	1954
9.	131.3	1,313	10	1960
10.	135.9	1,359	10	1965

## Completions

No.	Comp.	Yards	Season
1.	308	3,709	1993
2.	297	3,623	2011
3.	295	2,874	1985
4.	268	3,311	1982
	268	3,157	1978
6.	266	3,363	2010
7.	263	3,516	1998
8.	258	3,125	1977
9.	271	3,550	2018
10.	255	3,358	1994

## Completion Percentage

No.	Pct.	Att.	Comp.	Int.	TD	Season
1.	.712	417	297	10	38	2011
2.	.702	379	266	8	32	2010
3.	.672	439	295	15	10	1985
4.	.670	318	213	8	30	2015
5.	.667	366	244	11	11	1990
6.	.655	383	251	12	27	1980
7.	.651	381	248	8	20	2014
8.	.650	474	308	14	27	1993
9.	.639	424	271	11	29	2018
10.	.635	422	268	13	25	1982

## Scoring

### Points

No.	Total	TD	PAT	2-PT	FG	Saf.	Season
1.	561	73	68	1	17	1	2011
2.	529	68	67	0	18	0	2015
3.	524	68	61	2	17	0	2010
4.	461	59	53	3	16	0	2009
5.	453	56	54	0	21	0	2017
6.	452	56	54	0	20	1	2013
7.	422	55	48	4	12	0	2001
8.	418	53	49	0	15	3	1999
9.	390	49	45	0	17	0	2012
10.	369	46	42	2	15	1	2018

• Since 1951

### Fewest Points

No.	Total	TD	PAT	2-PT	FG	Saf.	Season
1.	93	13	6	3	1	0	1958
2.	105	15	9	0	0	0	1961
3.	111	15	8	2	3	0	1960
4.	123	19	9	0	0	0	1954
5.	124	17	7	3	3	0	1962
6.	127	15	13	0	8	0	2006
7.	144	18	13	1	7	0	1965
8.	149	19	13	2	6	0	1966
9.	150	18	15	0	9	0	1964
10.	154	18	12	4	8	1	1963

• Since 1951

### Points Per Game

No.	PPG	Games	Points	Season
1.	43.2	13	561	2011
2.	40.3	13	524	2010
3.	37.8	14	529	2015
4.	35.5	13	461	2009
5.	35.2	12	422	2001
6.	34.9	10	349	1969
7.	34.8	12	418	1999
8.	32.4	14	453	2017
9.	32.3	14	452	2013
10.	30.7	12	368	1991

• Since 1951

### Fewest Points Per Game

No.	PPG	Games	Points	Season
1.	9.3	10	93	1958
2.	10.5	10	105	1961
3.	10.6	12	127	2006
4.	11.1	10	111	1960
5.	12.3	10	123	1954
6.	12.4	10	124	1962
7.	14.4	10	144	1965
8.	14.5	11	159	1983
9.	14.9	10	149	1966
10.	15.0	10	150	1964

• Since 1951

## Total Offense

### Yards Gained

No.	Yards	Rush	Pass	Season
1.	6,361	2,738	3,623	2011
2.	6,142	2,779	3,363	2010
3.	6,097	3,132	2,965	2015
4.	5,675	2,904	2,771	2013
5.	5,559	2,837	2,722	2009
6.	5,441	2,833	2,608	2017
7.	5,397	1,685	3,712	1999
8.	5,317	2,336	2,981	2001
9.	5,242	2,440	2,802	2012
10.	5,129	1,972	3,157	1978

### Fewest Yards Gained

No.	Yards	Rush	Pass	Season
1.	2,377	1,476	901	1961
2.	2,530	1,217	1,313	1960
3.	2,559	1,642	917	1963
4.	2,728	1,453	1,275	1954
5.	2,756	1,673	1,083	1964
6.	2,758	1,544	1,214	1962
7.	2,783	781	2,002	2006
8.	2,830	1,249	1,581	1958
9.	2,914	1,742	1,172	1967
10.	2,918	1,668	1,250	1966

### Yards Gained Per Game

No.	YPG	Yards	Games	Season
1.	491.9	4,919	10	1969
2.	489.3	6,361	13	2011
3.	472.5	6,142	13	2010
4.	449.8	5,397	12	1999
5.	444.5	4,889	11	1994
6.	443.6	4,880	11	1981
7.	443.1	5,317	12	2001
8.	435.5	6,097	14	2015
9.	432.6	4,759	11	1980
10.	427.4	5,129	12	1978

• Since 1951

### Fewest Yards Gained Per Game

No.	YPG	Yards	Games	Season
1.	231.9	2,377	12	2006
2.	237.7	2,377	10	1961
3.	253.0	2,530	10	1960
4.	255.9	2,559	10	1963
5.	272.8	2,728	10	1954
6.	275.6	2,756	10	1964
7.	275.8	2,758	10	1962
8.	283.0	2,830	10	1958
	283.0	3,113	11	2003
10.	287.9	3,167	11	1973

• Since 1951





**Rushing Defense**

Fewest Rushing Yards Allowed Per Game

No.	Avg.	G	Yards	Season
1.	84.4	13	1,097	2011
2.	89.4	14	1,251	2013
3.	97.0	14	1,358	2012
4.	104.5	13	1,358	2014
5.	110.2	10	1,102	1969
6.	111.9	12	1,343	2001
7.	112.5	12	1,350	1986
8.	120.8	13	1,571	2010
9.	123.6	13	1,607	1992
10.	124.9	11	1,374	1989

• Since 1953

Most Rushing Yards Allowed Per Game

No.	Avg.	G	Yards	Season
1.	248.0	12	2,976	1977
2.	246.6	10	2,466	1958
3.	232.8	10	2,328	1959
4.	231.0	11	2,541	1975
5.	228.8	11	2,517	1993
6.	226.5	10	2,265	1960
7.	223.0	10	2,230	1956
8.	221.1	11	2,432	1973
9.	219.4	11	2,413	1979
10.	214.6	11	2,361	1983

• Since 1953

**Passing Defense**

Fewest Passing Yards Allowed Per Game

No.	Avg.	G	Yards	Season
1.	77.0	10	770	1961
2.	85.0	10	850	1956
3.	89.7	10	897	1958
4.	95.0	10	950	1955
5.	95.7	10	957	1965
6.	97.3	12	1,168	1971
7.	103.6	10	1,036	1953
8.	109.8	10	1,098	1962
9.	112.5	11	1,237	1972
10.	112.7	10	1,127	1960

• Since 1953

Most Passing Yards Allowed Per Game

No.	Avg.	G	Yards	Season
1.	296.3	11	3,259	2003
2.	288.3	12	3,459	1999
3.	285.9	11	3,145	2005
4.	274.1	12	3,289	2001
5.	266.2	12	3,194	2007
6.	264.8	13	3,442	2009
7.	264.0	13	3,432	2018
8.	262.9	11	2,892	1998
9.	255.1	11	2,806	1987
10.	253.8	14	3,553	2013

• Since 1953

**Scoring Defense**

Fewest Points Allowed Per Game

No.	PPG	G	Points	Season
1.	11.3	12	135	1971
2.	13.5	10	135	1955
3.	13.8	10	138	1964
4.	14.6	10	146	1966
5.	14.8	10	148	1953
6.	14.9	10	149	1965
7.	15.1	13	196	1992
8.	15.8	10	158	1957
9.	15.9	12	191	1986
10.	16.2	10	162	1968

• Since 1951

Most Points Allowed Per Game

No.	PPG	G	Points	Season
1.	35.4	11	389	1993
2.	34.3	11	377	2002
3.	33.2	11	365	1998
4.	32.6	11	359	1994
5.	31.4	12	377	2006
6.	30.6	11	337	2005
7.	30.3	12	364	1999
8.	29.5	11	324	2003
9.	28.8	11	317	1997
10.	28.5	11	313	1985

• Since 1951

**Total Defense**

Fewest Yards Allowed Per Game

No.	YPG	Yards	G	Season
1.	226.2	2,714	12	1971
2.	236.1	2,361	10	1965
3.	242.3	2,423	10	1955
4.	267.5	2,675	10	1964
5.	269.6	2,696	10	1962
6.	274.0	2,740	10	1953
7.	275.8	2,758	10	1967
8.	279.4	3,632	13	1992
9.	280.3	2,803	10	1966
10.	282.4	3,671	13	2014

• Since 1953

Most Yards Allowed Per Game

No.	YPG	Yards	G	Season
1.	465.4	5,119	11	1993
2.	443.5	4,879	11	1998
3.	442.7	5,312	12	1999
4.	441.9	4,861	11	2005
5.	435.5	5,226	12	2007
6.	433.8	4,772	11	2003
7.	428.5	4,714	11	1982
8.	410.1	5,331	13	2018
9.	407.6	4,483	11	1987
10.	407.2	4,886	12	1995

• Since 1953

Season-by-Season Leaders



Passing	Att.	Comp.	Pct.	Int.	Yards	TD
1951 Gary Kerkorian	208	114	.548	9	1,583	7
1952 Bob Garrett	126	60	.476	15	871	10
1953 Bob Garrett	205	118	.576	10	1,637	17
1954 John Brodie	163	81	.497	16	937	4
1955 John Brodie	133	76	.571	7	1,024	5
1956 John Brodie	240	139	.579	14	1,633	12
1957 Jack Douglas	146	78	.534	6	957	9
1958 Bob Nicolet	146	77	.527	5	724	2
1959 Dick Norman	263	152	.578	12	1,963	11
1960 Dick Norman	201	95	.473	13	1,057	4
1961 Rod Sears	82	37	.451	4	358	0
1962 Steve Thurlow	115	55	.478	7	768	1
1963 Dick Berg	62	29	.468	5	301	1
1964 Terry DeSylvia	71	39	.549	7	451	1
1965 Dave Lewis	183	94	.514	8	1,257	5
1966 Gene Washington	102	35	.343	11	479	4
1967 Chuck Williams	153	76	.497	11	923	7
1968 Jim Plunkett	268	142	.530	14	2,156	14
1969 Jim Plunkett	336	197	.586	15	2,673	20
1970 Jim Plunkett	388	211	.544	19	2,980	19
1971 Don Bunce	341	186	.545	16	2,555	13
1972 Mike Boryla	350	183	.523	20	2,284	14
1973 Mike Boryla	256	140	.547	10	1,629	17
1974 Mike Cordova	295	128	.434	13	1,569	10
1975 Mike Cordova	231	106	.459	9	1,311	11
1976 Guy Benjamin	295	170	.576	17	1,982	12
1977 Guy Benjamin	366	231	.631	15	2,790	22
1978 Steve Dils	419	264	.630	15	3,153	25
1979 Turk Schonert	221	148	.670	6	1,927	19
1980 John Elway	379	248	.654	11	2,889	27
1981 John Elway	366	214	.584	13	2,674	20
1982 John Elway	405	262	.646	12	3,242	24
1983 John Paye	297	150	.505	17	1,971	10
1984 Fred Buckley	166	81	.488	17	940	5
1985 John Paye	405	271	.669	13	2,589	10
1986 John Paye	349	217	.622	11	2,261	14
1987 Brian Johnson	203	112	.552	13	1,510	11
1988 Jason Palumbis	228	128	.561	7	1,569	8
1989 Steve Smith	270	150	.556	11	1,502	7
1990 Jason Palumbis	341	234	.686	9	2,579	11
1991 Steve Stenstrom	229	135	.590	8	1,853	15
1992 Steve Stenstrom	363	214	.590	10	2,609	16
1993 Steve Stenstrom	455	300	.659	14	3,627	27
1994 Steve Stenstrom	333	217	.652	6	2,822	16
1995 Mark Butterfield	360	209	.581	11	2,672	19
1996 Chad Hutchinson	340	212	.624	13	2,360	11
1997 Chad Hutchinson	315	189	.600	10	2,101	10
1998 Todd Husak	447	233	.521	7	3,092	17
1999 Todd Husak	342	193	.564	11	2,946	18
2000 Randy Fasani	180	93	.517	6	1,400	11
2001 Randy Fasani	188	97	.516	4	1,594	13
2002 Kyle Matter	214	116	.542	10	1,219	8
2003 Chris Lewis	207	100	.483	9	1,178	8
2004 Trent Edwards	273	149	.546	11	1,732	9
2005 Trent Edwards	268	168	.627	7	1,934	17
2006 Trent Edwards	156	94	.603	6	1,027	6
2007 T.C. Ostrander	229	130	.568	3	1,422	7
2008 Tavita Pritchard	254	147	.579	13	1,633	10
2009 Andrew Luck	288	162	.563	4	2,575	13
2010 Andrew Luck	372	263	.707	8	3,338	32
2011 Andrew Luck	404	288	.713	10	3,517	37
2012 Josh Nunes	235	124	.528	7	1,643	10
2013 Kevin Hogan	295	180	.610	10	2,630	20
2014 Kevin Hogan	352	232	.659	8	2,792	19
2015 Kevin Hogan	304	206	.678	8	2,867	27
2016 Ryan Burns	167	102	.611	7	1,151	5
2017 K.J. Costello	211	124	.588	4	1,573	14
2018 K.J. Costello	413	269	.651	11	3,540	29

Rushing	Att.	Yards	Avg.	TD
1951 Harry Hugasian	127	491	3.9	9
1952 Bob Mathias	147	653	4.4	6
1953 Ron Cook	80	424	5.3	5
1954 Bill Tarr	154	729	4.7	7
1955 Bill Tarr	172	687	4.0	8
1956 Lou Valli	120	628	5.2	9
1957 Chuck Shea	163	840	5.2	7
1958 Doug Dick	60	252	4.2	0
1959 Skip Face	96	362	3.8	11
1960 Gil Dowd	116	477	4.1	5
1961 Ken Babajian	55	189	3.4	4
1962 J.D. Lodato	84	357	4.3	2
1963 Steve Thurlow	92	495	5.4	4
1964 Ray Handley	197	936	4.8	4
1965 Ray Handley	163	654	4.0	7
1966 Jack Root	136	571	4.2	6
1967 Nate Kirtman	130	573	4.6	1
1968 Howie Williams	105	499	4.8	3
1969 Bubba Brown	127	588	4.6	4
1970 Hillary Shockley	181	657	3.6	7
1971 Jackie Brown	130	539	4.1	6
1972 John Winesberry	125	536	4.3	7
1973 Scott Laidlaw	145	639	4.4	4
1974 Scott Laidlaw	156	636	4.1	4
1975 Don Stevenson	138	650	4.7	2
1976 Don Stevenson	121	452	3.7	1
1977 Darrin Nelson	194	1,105	5.7	3
1978 Darrin Nelson	183	1,161	6.3	6
1979 Vincent White	104	475	4.6	1
1980 Darrin Nelson	161	889	5.5	4
1981 Darrin Nelson	192	1,014	5.3	11
1982 Mike Dotterer	113	535	4.7	8
1983 Thomas Henley	66	228	3.5	1
1984 Brad Muster	184	823	4.5	2
1985 Brad Muster	140	521	3.7	6
1986 Brad Muster	260	1,123	4.3	13
1987 Brad Muster	119	543	4.6	7
1988 Jon Volpe	228	1,027	4.5	6
1989 Scott Eschelmann	77	334	4.3	0
1990 Glyn Milburn	152	729	4.8	2
1991 Tommy Vardell	247	1,188	4.8	22
1992 Glyn Milburn	186	870	4.7	8
1993 Ellery Roberts	111	419	3.8	3
1994 Anthony Bookman	129	577	4.5	7
1995 Anthony Bookman	196	918	4.7	3
1996 Mike Mitchell	180	883	4.9	4
1997 Anthony Bookman	122	800	6.6	7
1998 Coy Wire	85	298	3.5	2
1999 Brian Allen	121	608	5.0	4
2000 Kerry Carter	179	729	4.1	6
2001 Brian Allen	184	940	5.1	9
2002 Kerry Carter	149	524	3.5	2
2003 Kenneth Tolon	150	522	3.5	2
2004 J.R. Lemon	93	440	4.7	6
2005 Jason Evans	72	248	3.4	1
2006 Anthony Kimble	114	470	4.1	2
2007 Anthony Kimble	115	509	4.4	8
2008 Toby Gerhart	210	1,136	5.4	15
2009 Toby Gerhart	343	1,871	5.5	28
2010 Stefan Taylor	223	1,137	5.1	15
2011 Stefan Taylor	242	1,330	5.5	10
2012 Stefan Taylor	322	1,530	4.8	13
2013 Tyler Gaffney	330	1,709	5.2	21
2014 Remound Wright	135	601	4.5	11
2015 Christian McCaffrey	337	2,019	6.0	8
2016 Christian McCaffrey	253	1,603	6.3	13
2017 Bryce Love	263	2,118	8.1	19
2018 Bryce Love	166	739	4.5	6

Receptions	Rec.	Yards	Avg.	TD
1951 Bill McColl	46	669	14.5	7
1952 Sam Morley	40	523	13.1	6
1953 Sam Morley	45	594	13.2	6
1954 John Stewart	36	577	16.0	2
1955 John Stewart	23	296	12.9	1
1956 Paul Camera	28	350	12.5	2
1957 Gary Van Galder	18	182	10.2	1
1958 Chris Burford	45	493	11.0	2
1959 Chris Burford	61	757	12.4	6
1960 Skip Face	29	270	9.3	3
1961 George Honore	22	225	10.2	0
1962 Frank Patitucci	22	259	11.8	1
1963 Bob Howard	11	174	15.8	2
Dick Ragsdale	11	129	11.7	3
1964 John Mason	22	250	11.4	0
1965 Mike Connelly	29	366	12.6	1
1966 Bob Conrad	45	555	12.3	2
1967 Gene Washington	48	575	12.0	2
1968 Gene Washington	71	1,117	15.7	8
1969 Bob Moore	38	476	12.5	4
1970 Randy Vataha	54	895	16.6	7
1971 John Winesberry	45	655	14.6	4
1972 Eric Cross	53	730	13.8	9
1973 Bill Singler	31	501	16.2	5
1974 Tony Hill	34	542	15.9	2
Eric Test	34	419	12.3	3
1975 Tony Hill	55	916	16.7	7
1976 Tony Hill	44	696	15.8	8
1977 James Lofton	57	1,010	17.7	14
1978 Ken Margerum	58	1,029	17.7	11
1979 Andre Tyler	45	652	14.5	5
1980 Andre Tyler	53	737	13.9	7
1981 Darrin Nelson	67	846	12.6	5
1982 Vincent White	68	677	10.0	8
1983 Mike Tolliver	58	656	11.3	3
1984 Brad Muster	31	228	6.9	0
1985 Brad Muster	78	654	8.3	4
1986 Brad Muster	65	618	9.5	3
1987 Jeff James	42	516	12.3	3
1988 Charlie Young	43	560	13.0	2
1989 Ed McCaffrey	53	871	16.4	4
1990 Glyn Milburn	64	632	9.9	2
1991 Chris Walsh	71	995	14.0	6
1992 Mike Cook	55	704	12.8	1
1993 Ethan Allen	52	313	6.0	1
1994 Justin Armour	67	1,092	16.3	7
1995 Mark Harris	60	1,021	17.0	6
1996 Brian Manning	40	425	10.6	1
1997 Troy Walters	86	1,206	14.0	8
1998 DeRonnie Pitts	74	1,012	13.7	7
1999 Troy Walters	77	1,508	19.6	10
2000 DeRonnie Pitts	77	882	11.5	8
2001 Luke Powell	45	884	19.6	7
2002 Teyo Johnson	41	467	11.4	8
2003 Luke Powell	45	520	11.6	3
2004 Alex Smith	52	706	13.6	3
2005 Mark Bradford	37	609	16.5	6
2006 Richard Sherman	34	581	17.1	3
2007 Mark Bradford	51	642	12.6	3
2008 Ryan Whalen	41	508	12.4	1
2009 Ryan Whalen	57	926	16.2	4
2010 Doug Baldwin	58	857	14.8	9
2011 Griff Whalen	56	749	13.4	4
2012 Zach Ertz	69	898	13.0	6
2013 Ty Montgomery	61	958	15.7	10
2014 Ty Montgomery	61	604	9.9	3
2015 Christian McCaffrey	45	645	14.3	5
2016 Trent Irwin	37	442	11.9	1
Christian McCaffrey	37	310	8.4	3
2017 JJ Arcega-Whiteside	48	781	16.3	9
2018 JJ Arcega-Whiteside	63	1,059	16.8	14

Season-by-Season Leaders



Receiving Yards					Scoring					Total Offense								
Year	Player	Rec.	Yards	Avg.	TD	XP	2XP	FG	Total	Rush	Pass	Yards	Avg.					
1951	Bill McColl	46	669	14.5	7	1951	Harry Hugasian	10	0	0	0	60	1951	Gary Kerkorian	19	1,583	1,602	145.6
1952	Sam Morley	40	523	13.1	6	1952	Bob Mathias	6	0	0	0	36	1952	Bob Mathias	653	225	878	87.8
1953	Sam Morley	45	594	13.2	6	1953	Ron Cook	9	0	0	0	54	1953	Bob Garrett	-135	1,637	1,502	150.2
1954	John Stewart	36	577	16.0	2	1954	Bill Tarr	7	1	0	0	43	1954	John Brodie	-63	937	874	87.4
1955	Paul Camera	22	330	15.0	5	1955	Bill Tarr	8	0	0	0	48	1955	John Brodie	20	1,024	1,044	104.4
1956	Paul Camera	28	350	12.5	2	1956	Lou Valli	10	0	0	0	60	1956	John Brodie	9	1,633	1,642	164.2
1957	Joel Freis	14	218	15.6	2	1957	Chuck Shea	8	0	0	0	48	1957	Jack Douglas	108	957	1,065	106.5
1958	Chris Burford	45	493	11.0	2	1958	Skip Face	3	6	1	1	29	1958	Bob Nicolet	6	724	730	81.0
1959	Chris Burford	61	757	12.4	6	1959	Skip Face	11	19	3	3	100	1959	Dick Norman	55	1,963	2,018	201.8
1960	Mac Wylie	25	377	15.1	0	1960	Skip Face	5	8	0	3	47	1960	Dick Norman	-59	1,057	998	99.8
1961	George Honore	22	225	10.2	0	1961	Ken Babajian	4	0	0	0	24	1961	Rod Sears	1	358	357	35.7
1962	Bob Howard	20	272	13.6	2	1962	Clark Weaver	3	0	0	0	18	1962	Steve Thurlow	194	768	962	96.2
1963	Bob Howard	11	174	15.8	2	1963	Dick Ragsdale	6	0	1	0	38	1963	Steve Thurlow	495	176	671	67.1
1964	Mike Connelly	17	266	15.6	0	1964	Braden Beck	0	15	0	9	42	1964	Ray Handley	936	3	939	93.9
1965	Mike Connelly	29	366	12.6	1	1965	Ray Handley	7	0	1	0	44	1965	Dave Lewis	183	1,257	1,440	144.0
1966	Bob Conrad	45	555	12.3	2	1966	Jack Root	6	0	0	0	36	1966	Gene Washington	362	479	841	84.1
1967	Gene Washington	48	575	12.0	2	1967	Bill Shoemaker	2	17	0	6	47	1967	Chuck Williams	122	923	1,045	130.6
1968	Gene Washington	71	1,117	15.7	8	1968	Gene Washington	9	0	0	0	54	1968	Jim Plunkett	47	2,156	2,203	220.3
1969	Randy Vataha	35	691	19.7	5	1969	Steve Horowitz	0	41	0	10	71	1969	Jim Plunkett	113	2,673	2,786	278.6
1970	Randy Vataha	54	895	16.6	7	1970	Steve Horowitz	0	36	0	11	69	1970	Jim Plunkett	209	2,980	3,189	265.8
1971	Miles Moore	41	868	21.2	6	1971	Rod Garcia	0	25	0	16	73	1971	Don Bunce	250	2,555	2,805	233.8
1972	Eric Cross	53	730	13.8	9	1972	Rod Garcia	0	25	0	10	55	1972	Mike Boryla	-213	2,284	2,071	188.3
1973	Bill Singler	31	501	16.2	5	1973	Rod Garcia	0	22	0	18	76	1973	Mike Boryla	-75	1,629	1,554	141.3
1974	Tony Hill	34	542	15.9	2	1974	Mike Langford	0	20	0	15	65	1974	Mike Cordova	34	1,569	1,603	160.3
1975	Tony Hill	55	916	16.7	7	1975	Mike Langford	0	33	0	9	60	1975	Mike Cordova	10	1,311	1,321	132.1
1976	Tony Hill	44	696	15.8	8	1976	Mike Michel	0	25	0	12	61	1976	Guy Benjamin	-48	1,982	1,934	214.9
1977	James Lofton	57	1,010	17.7	14	1977	James Lofton	14	0	1	0	86	1977	Guy Benjamin	-103	2,790	2,687	244.3
1978	Ken Margerum	58	1,029	17.7	11	1978	Ken Naber	0	29	1	13	70	1978	Steve Dils	-120	3,153	3,033	252.8
1979	Ken Margerum	41	733	17.9	10	1979	Ken Margerum	10	0	0	0	60	1979	Turk Schonert	46	1,927	1,973	179.4
1980	Andre Tyler	53	737	13.9	7	1980	Ken Margerum	11	0	0	0	66	1980	John Elway	50	2,889	2,939	267.2
1981	Darrin Nelson	67	846	12.6	5	1981	Darrin Nelson	16	0	0	0	96	1981	John Elway	-158	2,674	2,516	228.7
1982	Emile Harry	44	763	17.3	5	1982	Vincent White	15	0	1	0	92	1982	John Elway	-138	3,242	3,104	282.2
1983	Emile Harry	44	829	18.8	6	1983	Mark Harmon	0	13	0	10	43	1983	John Paye	-39	1,971	1,932	175.6
1984	Emile Harry	35	482	19.3	4	1984	Mark Harmon	0	23	0	14	65	1984	Fred Buckley	-29	940	911	113.9
1985	Greg Baty	61	690	11.3	3	1985	Brad Muster	10	0	1	0	62	1985	John Paye	-40	2,589	2,549	231.7
1986	Jeff James	56	820	14.6	8	1986	Brad Muster	16	0	0	0	96	1986	John Paye	-72	2,261	2,189	199.0
1987	Ed McCaffrey	30	533	17.8	2	1987	Brad Muster	8	0	0	0	48	1987	Brian Johnson	-90	1,510	1,420	177.5
1988	Charlie Young	43	560	13.0	2	1988	John Hopkins	0	25	0	19	82	1988	Jason Palumbis	-90	1,569	1,479	147.9
1989	Ed McCaffrey	53	871	16.4	4	1989	John Hopkins	0	15	0	18	69	1989	Steve Smith	-115	1,502	1,387	138.7
1990	Ed McCaffrey	61	917	15.0	8	1990	Tommy Vardell	14	0	0	0	84	1990	Jason Palumbis	-136	2,579	2,443	222.1
1991	Chris Walsh	71	995	14.0	6	1991	Tommy Vardell	22	0	0	0	132	1991	Steve Stenstrom	-123	1,853	1,730	173.0
1992	Mike Cook	55	704	12.8	1	1992	Eric Abrams	0	34	0	17	85	1992	Steve Stenstrom	-272	2,609	2,337	179.8
1993	Justin Armour	51	764	15.0	6	1993	Eric Abrams	0	34	0	11	67	1993	Steve Stenstrom	-229	3,627	3,398	308.9
1994	Justin Armour	67	1,092	16.3	7	1994	Eric Abrams	0	28	0	9	55	1994	Steve Stenstrom	-108	2,822	2,714	301.6
1995	Mark Harris	60	1,021	17.0	6	1995	Eric Abrams	0	34	0	16	82	1995	Mark Butterfield	65	2,672	2,737	228.1
1996	Damon Dunn	39	515	13.2	2	1996	Kevin Miller	0	26	0	13	65	1996	Chad Hutchinson	-243	2,360	2,117	176.4
1997	Troy Walters	86	1,206	14.0	8	1997	Troy Walters	10	0	0	0	60	1997	Chad Hutchinson	-216	2,101	1,885	171.4
1998	DeRonnie Pitts	74	1,012	13.7	7	1998	Kevin Miller	0	29	0	10	59	1998	Todd Husak	-66	3,092	3,026	275.1
1999	Troy Walters	77	1,508	19.6	10	1999	Mike Biselli	0	49	0	15	94	1999	Todd Husak	-15	2,946	2,931	266.5
2000	DeRonnie Pitts	77	882	11.5	8	2000	DeRonnie Pitts	8	0	1	0	50	2000	Randy Fasani	123	1,400	1,523	190.4
2001	Luke Powell	45	884	19.6	7	2001	Mike Biselli	0	48	0	12	84	2001	Randy Fasani	205	1,594	1,799	199.9
2002	Teyo Johnson	41	467	11.4	8	2002	Teyo Johnson	8	0	2	0	52	2002	Kyle Matter	64	1,219	1,283	128.3
2003	Mark Bradford	37	587	15.9	3	2003	Michael Sgroi	0	21	0	7	42	2003	Chris Lewis	-11	1,178	1,167	129.7
2004	Alex Smith	52	706	13.6	3	2004	Michael Sgroi	0	22	0	16	70	2004	Trent Edwards	32	1,732	1,764	196.0
2005	Mark Bradford	37	609	16.5	6	2005	Michael Sgroi	0	32	0	15	77	2005	Trent Edwards	153	1,934	2,087	189.7
2006	Richard Sherman	34	581	17.1	3	2006	Aaron Zagory	0	13	0	8	37	2006	Trent Edwards	37	1,027	1,064	152.0
2007	Richard Sherman	39	651	16.7	4	2007	Derek Belch	0	26	0	15	71	2007	T.C. Ostrander	-171	1,422	1,251	156.4
2008	Ryan Whalen	41	508	12.4	1	2008	Toby Gerhart	15	0	0	0	90	2008	Tavita Pritchard	113	1,633	1,746	145.5
2009	Ryan Whalen	57	926	16.2	4	2009	Toby Gerhart	28	0	2	0	172	2009	Andrew Luck	354	2,575	2,929	244.1
2010	Doug Baldwin	58	857	14.8	9	2010	Nate Whitaker	0	61	0	17	112	2010	Andrew Luck	453	3,338	3,791	291.6
2011	Griff Whalen	56	749	13.4	4	2011	Jordan Williamson	0	54	0	13	93	2011	Andrew Luck	150	3,517	3,667	282.1
2012	Zach Ertz	69	898	13.0	6	2012	Jordan Williamson	0	45	0	17	96	2012	Josh Nunes	74	1,643	1,717	171.7
2013	Ty Montgomery	61	958	15.7	10	2013	Tyler Gaffney	22	0	0	0	132	2013	Kevin Hogan	355	2,630	2,985	213.2
2014	Ty Montgomery	61	604	9.9	3	2014	Jordan Williamson	0	43	0	15	88	2014	Kevin Hogan	295	2,792	3,087	237.5
2015	Christian McCaffrey	45	645	14.3	5	2015	Conrad Ukropina	0	67	0	18	121	2015	Kevin Hogan	336	2,867	3,203	228.8
2016	Trent Irwin	37	442	11.9	1	2016	Conrad Ukropina	0	34	0	22	100	2016	Christian McCaffrey	1,603	0	1,603	145.7
2017	JJ Arcega-Whiteside	48	781	16.3	9	2017	Jet Toner	0	54	0	21	117	2017	Bryce Love	2,118	0	2,118	162.9
2018	JJ Arcega-Whiteside	63	1,059	16.8	14	2018	JJ Arcega-Whiteside	14	0	1	0	86	2018	K.J. Costello	-20	3,540	3,520	270.8



## Season-by-Season Leaders



<b>Punt Returns</b>		No.	Yards	TD	Avg.	Lg.
1955	Jeri McMillin	6	56	0	9.3	--
1956	Gordy Young	11	126	0	11.5	--
1957	Jeri McMillin	7	87	0	12.4	--
1958	Dick Bowers	7	56	0	8.0	--
1959	Skip Face	6	63	0	10.5	--
1960	Gary Craig	11	90	0	11.0	--
1961	Gary Craig	17	98	0	5.8	--
1962	Dick Ragsdale	6	70	0	11.7	33
1963	Craig Ritchey	6	141	1	23.5	--
1964	John Guillory	7	88	0	12.6	--
1965	Dale Rubin	14	157	1	11.2	--
1966	Mark Marquess	16	129	0	8.0	--
1967	Tom Massey	18	184	0	10.2	--
1968	Jim Kauffman	22	200	0	9.1	--
1969	Randy Vataha	9	129	1	14.7	--
1970	Eric Cross	29	358	1	12.3	61 (TD)
1971	James Ferguson	18	124	0	6.9	17
1972	Eric Cross	27	191	0	7.1	23
1973	Craig Zaltosky	21	299	1	14.2	68 (TD)
1974	Ray Anderson	29	205	0	7.1	30
1975	Ray Anderson	14	150	1	10.7	65
1976	Savann Thompson	10	83	0	8.3	14
1977	Darrin Nelson	10	77	0	7.7	44
1978	Darrin Nelson	20	254	0	12.7	74
1979	Andre Tyler	19	122	0	6.4	13
1980	Andre Tyler	23	109	0	4.7	21
1981	Darrin Nelson	20	138	0	6.9	27
1982	Vincent White	5	104	1	20.8	76 (TD)
1983	Emile Harry	9	67	0	7.4	18
1984	Emile Harry	17	68	0	4.0	11
1985	Thomas Henley	6	77	0	12.8	33
1986	Thomas Henley	32	389	1	12.2	92 (TD)
1987	Alan Grant	27	446	2	16.5	77 (TD)
1988	Alan Grant	30	207	0	6.9	37
1989	Alan Grant	34	218	0	6.4	26
1990	Glyn Milburn	24	267	1	11.1	73
1991	Glyn Milburn	23	223	0	9.7	54
1992	Glyn Milburn	34	589	3	17.3	79
1993	Leroy Pruitt	20	113	0	5.7	21
1994	Ozzie Grenardo	10	85	0	8.5	24
1995	Damon Dunn	15	95	0	6.3	20
1996	Troy Walters	29	332	1	11.4	75 (TD)
1997	Troy Walters	30	424	2	14.1	77 (TD)
1998	Troy Walters	13	87	0	6.7	22
1999	Troy Walters	19	131	0	6.9	22
2000	DeRonnie Pitts	16	81	0	5.1	13
2001	Luke Powell	21	308	0	14.7	58
2002	Luke Powell	19	154	0	8.1	32
2003	Luke Powell	36	325	1	9.0	90 (TD)
2004	David Marrero	27	224	0	8.3	64
2005	T.J. Rushing	14	128	0	9.1	20
2006	Chris Hobbs	13	73	0	5.6	20
2007	Chris Hobbs	18	122	0	6.8	29
2008	Doug Baldwin	18	155	0	8.6	38
2009	Richard Sherman	15	154	1	10.3	59
2010	Drew Terrell	18	219	0	12.2	34
2011	Drew Terrell	18	216	0	12.0	42
2012	Drew Terrell	24	291	0	12.1	76 (TD)
2013	Kodi Whitfield	9	40	0	4.4	25
2014	Ty Montgomery	12	238	2	19.8	60 (TD)
2015	Christian McCaffrey	15	130	1	8.7	63 (TD)
2016	Christian McCaffrey	10	96	0	9.6	33
2017	Jay Tyler	9	70	0	7.8	18
2018	Trent Irwin	14	162	0	11.6	39

<b>Kickoff Returns</b>		No.	Yards	TD	Avg.
1955	Gordy Young	6	145	0	24.2
1956	Lou Valli	8	187	0	23.4
1957	Chuck Shea	7	173	0	24.7
1958	Jim Byrer	7	154	0	22.0
1959	Skip Face	8	181	0	22.6
1960	Skip Face	19	387	0	20.4
1961	Tyce Fitzmorris	10	161	0	16.1
1962	J.D. Lodato	10	170	0	17.0
1963	Dick Ragsdale	8	179	0	22.4
1964	Bob Blunt	14	347	0	24.8
1965	Bob Blunt	7	151	0	21.5
1966	Dave Lewis	12	251	0	10.9
1967	Nate Kirtman	8	236	1	29.6
1968	Jim Kauffman	15	254	0	16.6
1969	Miles Moore	7	177	0	25.3
1970	Eric Cross	20	418	0	20.9
1971	Miles Moore	16	300	0	18.8
1972	Reggie Sanderson	13	378	1	29.1
1973	Ron Inge	12	407	1	33.9
1974	Ray Anderson	28	579	0	20.7
1975	Ray Anderson	25	540	0	21.6
1976	Ron Inge	10	252	0	25.2
1977	Billy Anderson	19	395	0	20.8
1978	Gordon Banks	15	313	0	20.9
1979	Vincent White	24	518	0	21.6
1980	Vincent White	29	603	0	20.8
1981	Mike Dotterer	24	584	0	24.3
1982	Ken Williams	25	568	0	22.7
1983	Shaun Avant	14	326	0	23.3
1984	Kevin B. Scott	19	455	0	23.9
1985	Thomas Henley	21	440	0	20.9
1986	Kevin B. Scott	12	327	1	27.3
1987	Charlie Young	17	336	0	19.8
1988	Kevin T. Scott	27	596	1	22.1
1989	Kevin T. Scott	24	491	0	20.5
1990	Glyn Milburn	24	594	0	24.8
1991	Ozzie Grenardo	13	344	0	26.5
1992	Glyn Milburn	15	316	0	21.1
1993	Mike Mitchell	25	579	0	23.2
1994	Damon Dunn	17	412	1	24.2
1995	Damon Dunn	22	656	1	29.8
1996	Damon Dunn	16	433	1	27.1
1997	Damon Dunn	21	566	0	27.0
1998	Juan Carlos Lacey	9	196	0	21.8
1999	Ryan Wells	18	460	0	25.5
2000	Ryan Wells	22	494	0	22.5
2001	Brian Allen	16	427	0	26.7
2002	Ryan Wells	36	715	0	19.9
2003	Nick Sebes	19	420	0	22.1
2004	T.J. Rushing	23	653	1	28.4
2005	T.J. Rushing	21	575	2	27.4
2006	Jason Evans	16	349	0	21.8
2007	Doug Baldwin	23	555	0	24.1
2008	Jeremy Stewart	14	328	0	23.4
2009	Chris Owusu	37	1,167	3	31.5
2010	Chris Owusu	19	462	0	24.3
2011	Ty Montgomery	27	680	1	25.2
2012	Ty Montgomery	11	293	0	26.6
2013	Ty Montgomery	36	1,091	2	30.3
2014	Ty Montgomery	17	429	0	25.2
2015	Christian McCaffrey	37	1,070	1	28.9
2016	Christian McCaffrey	14	318	0	22.7
2017	Cameron Scarlett	39	1,008	0	25.8
2018	Cameron Scarlett	24	566	0	23.6

<b>Punting</b>		No.	Yards	Avg.
1955	John Brodie	17	654	38.5
1956	John Brodie	27	906	33.6
1957	Al Harrington	17	571	33.6
1958	Roderick McMillen	19	730	38.4
1959	Roderick McMillen	15	602	40.1
1960	Gary Craig	44	1,678	38.1
1961	Rod Sears	26	839	32.3
1962	Stan Lindskog	27	900	33.3
1963	Dick Ragsdale	34	1,252	36.8
1964	Dave Lewis	34	1,487	43.7
1965	Dave Lewis	29	1,302	44.9
1966	Dave Lewis	52	2,090	40.2
1967	Bob Reinhard	58	2,145	37.0
1968	Tim Abena	41	1,592	38.8
1969	Bob Reinhard	49	1,888	38.5
1970	Steve Murray	40	1,342	33.6
1971	Steve Murray	50	1,891	37.8
1972	Dave Ottmar	71	2,744	38.6
1973	Dave Ottmar	53	2,199	41.5
1974	Tom Lynn	71	2,592	36.5
1975	Mike Michel	41	1,352	33.0
1976	Mike Michel	66	2,627	39.8
1977	Brad Fox	49	1,992	40.7
1978	Ken Naber	32	1,289	40.3
1979	Ken Naber	62	2,628	42.4
1980	Ken Naber	48	1,934	40.3
1981	Greg Topp	54	1,954	36.7
1982	Tripp Hardin	48	1,905	39.6
1983	Tripp Hardin	66	2,765	41.8
1984	Doug Robison	44	1,742	39.5
1985	Doug Robison	47	1,868	39.7
1986	Doug Robison	62	2,589	41.8
1987	Doug Robison	44	2,011	45.7
1988	John Hopkins	44	1,625	36.9
1989	Paul Stonehouse	49	1,840	37.6
1990	Paul Stonehouse	55	2,134	38.8
1991	Paul Stonehouse	60	2,235	37.3
1992	Paul Stonehouse	89	3,724	41.8
1993	Aaron Mills	63	2,661	42.2
1994	Aaron Mills	44	1,781	40.5
1995	Kevin Miller	59	2,204	37.4
1996	Kevin Miller	68	2,750	40.4
1997	Kevin Miller	59	2,556	43.3
1998	Kevin Miller	71	2,826	39.8
1999	Sean Tolpinrud	68	2,489	36.6
2000	Mike Biselli	36	1,340	37.2
2001	Eric Johnson	55	2,083	37.9
2002	Eric Johnson	58	2,306	39.8
2003	Eric Johnson	86	3,687	42.9
2004	Jay Ottovegio	66	2,728	41.3
2005	Jay Ottovegio	67	2,723	40.6
2006	Jay Ottovegio	61	2,417	39.6
2007	Jay Ottovegio	78	3,215	41.2
2008	David Green	53	2,116	39.9
2009	David Green	33	1,360	41.2
2010	Daniel Zychlinski	24	1,003	41.8
2011	David Green	34	1,417	41.7
2012	Daniel Zychlinski	66	2,846	43.1
2013	Ben Rhyne	52	2,230	42.9
2014	Ben Rhyne	56	2,227	39.8
2015	Alex Robinson	38	1,612	42.4
2016	Jake Bailey	50	2,176	43.5
2017	Jake Bailey	57	2,586	45.4
2018	Jake Bailey	68	2,996	44.1

## Season-by-Season Leaders



Interceptions		Int.	Yards	Avg.
1955	Tony Mosich	2	28	14.0
	Gordy Young	2	12	6.0
1956	Five tied	1	--	--
1957	Jack Taylor	3	129	43.0
1958	Roch Conklin	2	30	15.0
	Bob Nicolet	2	12	6.0
1959	Ben Robinson	1	--	--
	Skip Face	1	--	--
	Mac Wylie	1	--	--
1960	Six tied	1	--	--
1961	Gary Craig	4	80	20.0
1962	Dick Ragsdale	3	23	7.7
1963	Dick Ragsdale	3	30	10.0
1964	Dick Ragsdale	5	67	13.4
1965	Craig Ritchey	3	63	21.0
	Dale Rubin	3	26	8.7
1966	Dave Nelson	5	78	15.6
1967	Marty Brill	3	60	20.0
	Tom Massey	3	23	7.7
	Dick Oliver	3	52	17.3
	Donn Renwick	3	0	0.0
1968	Tom Massey	4	35	8.8
	Dennis Moore	4	41	10.3
1969	Jim Kauffman	3	18	6.0
	Rich Keller	3	62	20.8
1970	Jack Schultz	4	63	15.8
1971	Benny Barnes	8	111	13.9
1972	Steve Murray	6	45	7.5
1973	Jim Kaffen	7	58	8.3
1974	Paul Skrabo	4	40	10.0
1975	Rich Waters	4	50	12.5
1976	Gordy Ceresino	3	41	13.6
	Savann Thompson	3	21	7.0
	Rich Waters	3	48	16.0
1977	Ray Cardinalli	2	43	21.5
	Robert Chapman	2	12	6.0
	John Pigott	2	7	3.5
	Rick Parker	2	8	4.0
1978	Steve Budinger	5	50	10.0
1979	Rick Gervais	4	0	0.0
1980	Kevin Baird	3	65	21.7
1981	Charles Hutchings	2	15	7.5
	Dave Morze	2	36	18.0
1982	Charles Hutchings	5	54	10.8
1983	Vaughn Williams	4	21	5.2
1984	Toi Cook	4	29	7.3
	Mark Hashimoto	4	0	0.0
	Eric Price	4	72	18.0
1985	Toi Cook	5	116	23.2
1986	Toi Cook	8	131	16.4
1987	Brad Humphreys	6	14	2.3
1988	Brad Cook	4	77	19.3
1989	Albert Richardson	5	19	3.8
1990	Kevin T. Scott	3	19	6.3
1991	Albert Richardson	2	18	9.0
1992	Vaughn Bryant	6	37	6.2
1993	Vaughn Bryant	4	79	19.8
1994	Leroy Pruitt	4	12	3.0
1995	Josh Madsen	4	33	8.3
	Leroy Pruitt	4	68	17.0
1996	Tim Smith	4	55	13.8
	Josh Madsen	4	62	15.5
1997	Chris Johnson	3	49	16.3
1998	Tim Smith	6	69	11.5
1999	Tim Smith	6	86	14.3

2000	Ryan Fernandez	3	0	0.0
	Aaron Focht	3	2	0.7
	Brian Taylor	3	56	18.7
	Tank Williams	3	10	3.3
2001	Tank Williams	5	22	4.4
2002	Leigh Torrence	3	55	18.3
	Oshiomogho Atogwe	3	43	14.3
2003	Trevor Hooper	3	66	22.0
2004	Oshiomogho Atogwe	4	33	8.2
	Leigh Torrence	4	24	6.0
2005	Brandon Harrison	3	0	0.0
2006	Bo McNally	2	49	24.5
2007	Nick Sanchez	4	0	0.0
2008	Bo McNally	4	65	16.2
2009	Bo McNally	2	82	41.0
	Richard Sherman	2	43	21.5
	Delano Howell	2	4	2.0
2010	Delano Howell	5	0	0.0
2011	Michael Thomas	3	131	43.7
2012	Ed Reynolds	6	301	50.2
2013	Jordan Richards	3	55	18.3
2014	Jordan Richards	3	0	0.0
	Blake Martinez	3	2	0.7
2015	Quenton Meeks	3	83	27.7
2016	Dallas Lloyd	5	142	28.4
2017	Justin Reid	5	1	0.2
2018	Paulson Adebo	4	45	11.3

Tackles		Solo	Assist	Total
1965	Bob Rath	--	--	108
1966	Marty Brill	--	--	83
1967	Blaine Nye	--	--	104
1968	Don Parish	--	--	143
1969	Don Parish	--	--	141
1970	Jeff Siemon	--	--	98
1971	Jeff Siemon	--	--	121
1972	Rich Merlo	--	--	164
1973	Pat Donovan	--	--	109
1974	Drew Palin	68	86	154
1975	Duncan McColl	59	80	139
1976	Gordy Ceresino	85	74	159
1977	Gordy Ceresino	111	85	196
1978	Gordy Ceresino	86	81	167
1979	Chuck Evans	83	35	118
1980	Craig Zellmer	58	50	108
1981	Dave Morze	50	35	85
1982	Vaughn Williams	63	31	94
1983	Dave Wyman	92	52	144
1984	Dave Wyman	68	60	128
1985	Matt Soderlund	26	113	139
1986	Dave Wyman	56	117	173
1987	Kevin Richardson	32	81	113
1988	Jono Tunney	59	96	155
1989	Jono Tunney	44	58	102
1990	Jono Tunney	38	44	82
1991	Seyon Albert	54	21	75
1992	John Lynch	38	45	83
1993	Toby Norwood	61	36	97
1994	Coy Gibbs	51	33	84
1995	Mike Hall	68	47	115
1996	Jon Haskins	61	47	108
1997	Chris Draft	63	18	81
1998	Tim Smith	82	27	109
1999	Marc Stockbauer	57	48	105
2000	Coy Wire	57	24	81
2001	Coy Wire	55	48	103
2002	Oshiomogho Atogwe	47	24	71
2003	Oshiomogho Atogwe	54	36	90
2004	Oshiomogho Atogwe	46	31	77
2005	Kevin Schimmelmann	52	34	86
2006	Michael Okwo	57	38	95
2007	Bo McNally	71	43	114
2008	Bo McNally	53	23	76
2009	Bo McNally	55	28	83
2010	Shayne Skov	50	34	84
2011	Jarek Lancaster	44	26	70
2012	Shayne Skov	43	38	81
2013	Shayne Skov	62	47	109
2014	Blake Martinez	53	49	102
2015	Blake Martinez	75	66	141
2016	Solomon Thomas	41	21	62
2017	Harrison Phillips	37	66	103
2018	Bobby Okereke	52	44	96



<b>Sacks</b>		No.	Yards
1976	Duncan McColl	17	--
1977	Chuck Evans	3	--
1978	Chuck Evans	7	--
	Milt McColl	7	--
1979	Chuck Evans	5	--
1980	Milt McColl	4	--
	Doug Rogers	4	--
1981	Tom Hall	4	--
	Garin Veris	4	--
1982	Garin Veris	9	--
1983	Garin Veris	7	--
1984	Garin Veris	5	65
1985	Tony Leiker	4	45
1986	Lester Archambeau	8	52
1987	Lester Archambeau	7	41
1988	Rob Hinckley	13	109
1989	Jono Tunney	6	47
1990	Ron George	10	64
1991	Ron George	8	58
1992	Ron George	15	107
1993	Damon Phillips	3	28
	Jason White	3	12
1994	Jason Fisk	6	39
1995	Carl Hansen	8	46
1996	Kailee Wong	14	105
1997	Kailee Wong	12	77
1998	Riall Johnson	6	37
1999	Riall Johnson	14	122
2000	Riall Johnson	15	110
2001	Matt Leonard	4.5	34
2002	Amon Gordon	4	65
2003	Babatunde Oshinowo	4	30
2004	Jon Alston	10	100
2005	Julian Jenkins	7	47
2006	Trevor Hooper	2.5	20
2007	Clinton Snyder	8	66
2008	Thomas Keiser	6	33
2009	Thomas Keiser	9	70
2010	Chase Thomas	7.5	56
	Shayne Skov	7.5	51
2011	Chase Thomas	8.5	73
2012	Trent Murphy	10	56
2013	Trent Murphy	15	119
2014	Henry Anderson	8.5	55
2015	Brennan Scarlett	5.5	37
2016	Solomon Thomas	8.0	46
2017	Harrison Phillips	7.5	38
2018	Gabe Reid	5.5	34

<b>Tackles for Loss</b>		No.	Yards
1974	Drew Palin	9	48
	Pat Donovan	9	28
1975	Duncan McColl	26	87
1976	Duncan McColl	23	122
1977	Gordy Ceresino	8	33
1978	Chuck Evans	17	98
1979	Chuck Evans	11	50
1980	Milt McColl	8	27
1981	Tom Hall	9	49
1982	Garin Veris	16	84
1983	Garin Veris	12	46
1984	Garin Veris	16	120
1985	Tom Prukop	8	36
1986	Chris Weber	12.5	55
1987	Lester Archambeau	13	52
1988	Rob Hinckley	22	133
1989	Jono Tunney	12	62
1990	Ron George	28	144
1991	Ron George	18	94
1992	Ron George	26	142
1993	Toby Norwood	10	35
1994	Jason Fisk	11	49
1995	Carl Hansen	10	52
1996	Kailee Wong	24	134
1997	Kailee Wong	22	110
1998	Donnie Spragan	12	56
	Riall Johnson	12	53
1999	Willie Howard	20	86
2000	Riall Johnson	20	130
2001	Coy Wire	13	50
2002	Matt Leonard	8	38
2003	Jared Newberry	10	37
2004	Jon Alston	14.5	109
2005	Babatunde Oshinowo	10.5	51
2006	Tim Sims	5.5	27
	Pannel Egboh	5.5	17
2007	Pat Maynor	16.5	80
2008	Pat Maynor	8.5	39
2009	Thomas Keiser	15	84
2010	Chase Thomas	11.5	63
2011	Chase Thomas	17.5	96
2012	Trent Murphy	18	87
2013	Trent Murphy	23.5	147
2014	Henry Anderson	15.0	72
2015	Aziz Shittu	14.0	49
2016	Solomon Thomas	15.0	67
2017	Harrison Phillips	17.0	58
2018	Jordan Fox	9.5	48



Season-by-Season Team Statistics



Rushing					Passing							Total Offense					Receiving							
	G	Att.	Yards	Avg.	TD	G	Att.	Comp.	Int.	Yards	Pct.	TD	G	Rush	Pass	Total	Avg.	Rec.	Yards	Avg.	TD			
1951	11	556	1,929	3.5	24	1951	11	245	130	14	1,733	531	9	1951	11	1,929	1,733	3,662	332.9	1951	130	1,733	13.3	9
1952	10	473	1,782	3.8	14	1952	10	211	99	23	1,367	469	13	1952	10	1,782	1,367	3,149	314.9	1952	99	1,367	13.8	13
1953	10	438	1,654	3.8	17	1953	10	230	130	13	1,795	565	19	1953	10	1,654	1,795	3,449	344.9	1953	130	1,795	13.8	19
1954	10	406	1,453	3.6	15	1954	10	229	104	26	1,275	454	4	1954	10	1,453	1,275	2,728	272.8	1954	104	1,275	12.3	4
1955	10	493	1,946	3.9	18	1955	10	244	130	15	1,605	533	11	1955	10	1,946	1,605	3,551	355.1	1955	130	1,605	12.3	11
1956	10	388	1,408	3.6	17	1956	10	305	170	18	2,044	557	16	1956	10	1,408	2,044	3,452	345.2	1956	170	2,044	12.0	16
1957	10	506	2,259	4.5	22	1957	10	189	95	7	1,172	503	11	1957	10	2,259	1,172	3,431	343.1	1957	95	1,172	12.3	11
1958	10	330	1,249	3.8	3	1958	10	305	164	11	1,581	538	6	1958	10	1,249	1,581	2,830	283.0	1958	164	1,581	9.6	6
1959	10	358	1,192	3.3	7	1959	10	307	176	18	2,278	573	11	1959	10	1,192	2,278	3,470	347.0	1959	176	2,278	12.9	11
1960	10	366	1,217	3.3	4	1960	10	248	110	16	1,313	444	5	1960	10	1,217	1,313	2,530	253.0	1960	110	1,313	11.9	5
1961	10	475	1,476	3.1	11	1961	10	183	85	17	901	464	3	1961	10	1,476	901	2,377	237.7	1961	85	901	10.6	3
1962	10	478	1,544	3.2	10	1962	10	200	95	12	1,214	475	5	1962	10	1,544	1,214	2,758	275.8	1962	95	1,214	12.8	5
1963	10	457	1,642	3.6	9	1963	10	159	69	14	917	434	8	1963	10	1,642	917	2,559	255.9	1963	69	917	13.3	8
1964	10	475	1,673	3.5	12	1964	10	173	88	16	1,083	509	4	1964	10	1,673	1,083	2,756	275.6	1964	88	1,083	12.3	4
1965	10	521	1,818	3.5	11	1965	10	205	102	10	1,359	498	5	1965	10	1,818	1,359	3,177	317.7	1965	102	1,359	13.3	5
1966	10	504	1,668	3.3	12	1966	10	207	89	19	1,250	430	7	1966	10	1,668	1,250	2,918	291.8	1966	89	1,250	14.0	7
1967	10	512	1,742	3.4	10	1967	10	210	101	17	1,172	481	8	1967	10	1,742	1,172	2,914	291.4	1967	101	1,172	11.6	8
1968	10	519	1,774	3.4	16	1968	10	297	156	18	2,521	525	18	1968	10	1,774	2,521	4,295	429.5	1968	156	2,521	16.2	18
1969	10	459	1,961	4.3	17	1969	10	382	217	17	2,958	568	26	1969	10	1,961	2,958	4,919	491.9	1969	217	2,958	13.6	26
1970	12	512	1,880	3.7	23	1970	12	421	226	22	3,215	537	19	1970	12	1,880	3,215	5,095	424.6	1970	226	3,215	14.2	19
1971	12	538	1,812	3.4	17	1971	12	372	200	16	2,704	538	13	1971	12	1,812	2,704	4,516	376.3	1971	200	2,704	13.5	13
1972	11	430	1,186	2.8	14	1972	11	386	203	23	2,509	526	16	1972	11	1,186	2,509	3,695	335.9	1972	203	2,509	12.4	16
1973	11	408	1,175	2.9	7	1973	11	318	173	12	1,992	544	19	1973	11	1,175	1,992	3,167	287.9	1973	173	1,992	11.5	19
1974	11	413	1,280	3.1	7	1974	11	383	180	17	2,195	470	15	1974	11	1,280	2,195	3,475	315.9	1974	180	2,195	12.2	15
1975	11	418	1,745	4.2	17	1975	11	374	189	20	2,432	505	21	1975	11	1,745	2,432	4,177	379.7	1975	189	2,432	12.9	21
1976	11	428	1,448	3.4	12	1976	11	408	223	23	2,669	547	16	1976	11	1,448	2,669	4,117	374.3	1976	223	2,669	12.0	16
1977	12	501	1,997	4.0	12	1977	12	408	258	15	3,125	632	23	1977	12	1,997	3,125	5,122	426.8	1977	258	3,125	12.1	23
1978	12	521	1,972	3.8	14	1978	12	429	268	17	3,157	625	27	1978	12	1,972	3,157	5,129	427.4	1978	268	3,157	11.8	27
1979	11	460	1,460	3.2	9	1979	11	318	198	9	2,471	623	25	1979	11	1,460	2,471	3,931	357.4	1979	198	2,471	12.5	25
1980	11	463	1,838	4.0	14	1980	11	383	251	12	2,921	655	27	1980	11	1,838	2,921	4,759	432.6	1980	251	2,921	11.6	27
1981	11	475	1,814	3.8	18	1981	11	410	241	14	3,066	588	22	1981	11	1,814	3,066	4,880	443.6	1981	241	3,066	12.7	22
1982	11	355	1,241	3.5	15	1982	11	422	268	13	3,311	635	25	1982	11	1,241	3,311	4,552	413.8	1982	268	3,311	12.3	25
1983	11	336	825	2.5	3	1983	11	420	210	24	2,802	500	15	1983	11	825	2,802	3,627	329.7	1983	210	2,802	13.3	15
1984	11	471	1,696	3.6	18	1984	11	314	158	21	1,788	503	9	1984	11	1,696	1,788	3,484	316.7	1984	158	1,788	11.3	9
1985	11	386	941	2.4	19	1985	11	439	295	15	2,874	672	10	1985	11	941	2,874	3,815	346.8	1985	295	2,874	9.7	10
1986	12	452	1,536	3.4	18	1986	12	399	244	13	2,517	612	17	1986	12	1,536	2,517	4,053	337.8	1986	244	2,517	10.3	17
1987	11	437	1,377	3.2	15	1987	11	340	174	24	2,341	512	14	1987	11	1,377	2,341	3,718	338.0	1987	174	2,341	13.5	14
1988	11	366	1,119	3.1	13	1988	11	363	200	14	2,336	551	11	1988	11	1,119	2,336	3,455	314.1	1988	200	2,336	11.7	11
1989	11	381	994	2.6	6	1989	11	437	252	18	2,604	577	11	1989	11	994	2,604	3,598	327.1	1989	252	2,604	10.3	11
1990	11	451	1,456	3.2	20	1990	11	366	244	11	2,763	667	11	1990	11	1,456	2,763	4,219	383.5	1990	244	2,763	11.3	11
1991	12	527	1,971	3.7	31	1991	12	371	217	12	2,684	585	15	1991	12	1,971	2,684	4,655	387.9	1991	217	2,684	12.4	15
1992	13	536	1,634	3.0	17	1992	13	398	230	11	2,805	578	15	1992	13	1,634	2,805	4,439	341.5	1992	230	2,805	12.2	16
1993	11	301	700	2.3	8	1993	11	474	308	14	3,709	650	27	1993	11	700	3,709	4,409	400.8	1993	308	3,709	12.0	27
1994	11	411	1,531	3.7	24	1994	11	422	255	12	3,358	604	18	1994	11	1,531	3,358	4,889	444.5	1994	255	3,358	13.2	18
1995	12	506	1,891	3.7	21	1995	12	364	212	11	2,684	582	19	1995	12	1,891	2,684	4,575	381.3	1995	212	2,684	12.7	19
1996	12	450	1,393	3.1	12	1996	12	381	232	15	2,574	609	12	1996	12	1,393	2,574	3,967	330.6	1996	232	2,574	11.1	12
1997	11	404	1,306	3.2	17	1997	11	393	226	14	2,683	575	15	1997	11	1,306	2,683	3,989	362.6	1997	226	2,683	11.9	15
1998	11	346	831	2.4	11	1998	11	513	263	8	3,516	513	22	1998	11	831	3,516	4,347	395.2	1998	263	3,516	13.4	22
1999	12	435	1,685	3.9	23	1999	12	420	237	12	3,712	564	25	1999	12	1,685	3,712	5,397	449.8	1999	237	3,712	15.7	25
2000	11	452	1,528	3.4	12	2000	11	385	186	11	2,605	483	20	2000	11	1,528	2,605	4,133	375.7	2000	186	2,605	14.0	20
2001	12	544	2,336	4.3	27	2001	12	369	193	12	2,981	523	26	2001	12	2,336	2,981	5,317	443.1	2001	193	2,981	15.4	26
2002	11	427	1,465	3.4	12	2002	11	369	190	22	1,960	515	14	2002	11	1,465	1,960	3,425	311.4	2002	190	1,960	10.3	14
2003	11	414	1,054	2.5	10	2003	11	397	189	18	2,059	476	12	2003	11	1,054	2,059	3,113	283.0	2003	189	2,059	10.9	12
2004	11	353	893	2.5	13	2004	11	408	208	14	2,720	510	13	2004	11	893	2,720	3,613	328.5	2004	208	2,720	13.1	13
2005	11	387	1,015	2.6	8	2005	11	337	207	8	2,463	614	18	2005	11	1,015	2,463	3,478	316.2	2005	207	2,463	11.9	18
2006	12	367	781	2.1	3	2006	12	316	167	11	2,002	528	10	2006	12	781	2,002	2,783	231.9	2006	167	2,00		



Scoring							Kick Returns					Punt Returns					Punting				
	TD	XP	2XP	FG	Saf.	Total		No.	Yards	Avg.	TD		No.	Yards	Avg.	TD		G	No.	Yards	Avg.
1951	33	28	0	1	0	229	1951	34	599	17.6	--	1951	24	175	7.3	--	1951	11	54	2,107	39.0
1952	27	25	0	0	0	187	1952	38	700	18.4	--	1952	29	242	9.3	--	1952	10	46	1,605	34.9
1953	36	30	0	0	0	246	1953	29	441	15.2	--	1953	18	171	9.5	--	1953	10	42	1,546	36.8
1954	19	9	0	0	0	123	1954	40	666	16.6	--	1954	24	165	6.8	--	1954	10	33	1,098	33.2
1955	29	22	0	0	1	198	1955	27	539	20.0	--	1955	20	149	7.5	--	1955	10	36	1,312	36.4
1956	33	20	0	0	0	218	1956	35	605	17.3	--	1956	29	378	13.0	--	1956	10	34	1,126	33.1
1957	34	23	0	0	0	227	1957	26	588	22.6	--	1957	24	295	12.3	--	1957	10	32	1,045	32.7
1958	13	6	3	1	0	93	1958	38	649	17.1	--	1958	31	161	5.2	--	1958	10	52	1,808	34.8
1959	32	21	5	3	0	232	1959	43	673	15.7	--	1959	17	99	5.8	--	1959	10	33	1,315	39.8
1960	15	8	2	3	0	111	1960	46	852	18.5	--	1960	19	161	8.5	--	1960	10	52	1,982	38.1
1961	14	9	0	4	0	105	1961	32	493	15.4	0	1961	19	98	5.2	0	1961	10	51	1,718	33.7
1962	17	7	3	3	0	124	1962	31	514	16.6	0	1962	14	112	8.0	0	1962	10	61	2,041	33.5
1963	18	12	4	8	1	154	1963	35	689	19.7	0	1963	20	322	16.1	1	1963	10	52	1,914	36.8
1964	18	15	0	9	0	150	1964	30	683	22.8	0	1964	23	192	8.3	0	1964	10	48	1,966	41.0
1965	18	13	1	7	0	144	1965	31	608	19.6	0	1965	28	225	8.0	1	1965	10	56	2,313	41.4
1966	19	13	2	6	0	149	1966	31	575	18.6	0	1966	20	147	7.4	0	1966	10	52	2,090	40.2
1967	20	17	1	6	0	157	1967	39	770	19.7	1	1967	46	369	8.0	0	1967	10	66	2,370	35.9
1968	36	30	2	6	0	268	1968	34	605	17.8	1	1968	40	349	8.7	0	1968	10	48	1,928	40.2
1969	46	41	0	10	1	349	1969	30	598	19.6	0	1969	43	357	8.3	1	1969	10	50	1,917	38.4
1970	45	36	2	11	0	343	1970	40	728	18.2	0	1970	36	482	13.4	1	1970	12	53	1,830	34.5
1971	31	25	1	16	0	261	1971	33	649	19.7	1	1971	38	279	7.3	0	1971	12	66	2,436	36.9
1972	34	26	2	10	1	266	1972	36	712	19.8	1	1972	40	321	8.0	0	1972	11	76	2,928	38.5
1973	28	22	0	18	0	244	1973	44	976	22.2	1	1973	23	306	13.3	1	1973	11	76	2,956	38.9
1974	22	20	0	15	0	197	1974	45	871	19.4	0	1974	32	236	7.4	0	1974	11	74	2,679	36.2
1975	42	33	3	9	2	322	1975	46	940	20.4	0	1975	28	298	10.6	2	1975	11	65	2,164	33.3
1976	29	25	1	12	1	239	1976	35	644	18.4	0	1976	25	160	6.4	0	1976	11	66	2,627	39.8
1977	35	30	2	13	1	285	1977	43	744	17.3	0	1977	24	145	6.0	0	1977	12	49	1,992	40.7
1978	42	29	2	13	1	326	1978	25	463	18.5	0	1978	32	343	10.7	0	1978	12	65	2,310	35.5
1979	34	31	0	8	0	259	1979	32	640	20.0	0	1979	26	152	5.8	0	1979	11	62	2,628	42.4
1980	42	35	1	7	1	312	1980	36	722	20.1	0	1980	24	106	4.1	0	1980	11	48	1,934	40.3
1981	41	30	1	12	0	314	1981	29	670	23.1	0	1981	34	208	6.1	0	1981	11	56	1,983	35.4
1982	41	36	2	14	0	328	1982	39	725	18.5	0	1982	14	162	11.5	1	1982	11	58	2,245	38.7
1983	19	13	1	10	0	159	1983	35	687	19.6	0	1983	13	78	6.0	0	1983	11	69	2,768	40.1
1984	28	23	2	14	1	239	1984	34	725	21.3	0	1984	21	123	5.9	1	1984	11	60	2,354	39.2
1985	30	25	1	12	1	245	1985	44	919	20.8	0	1985	22	149	6.7	0	1985	11	55	2,119	38.5
1986	38	35	1	4	1	279	1986	38	743	19.6	1	1986	36	458	12.7	1	1986	12	69	2,790	40.4
1987	31	25	2	15	1	262	1987	46	836	18.2	0	1987	32	503	15.7	2	1987	11	53	2,305	43.5
1988	26	25	0	19	0	238	1988	46	937	20.4	1	1988	31	232	7.5	0	1988	11	56	1,996	35.6
1989	18	15	3	18	2	187	1989	48	927	19.3	0	1989	35	242	6.9	1	1989	11	62	2,260	36.5
1990	32	23	3	14	0	263	1990	41	878	21.4	0	1990	24	267	11.1	1	1990	11	55	2,134	38.8
1991	49	46	0	8	2	368	1991	33	725	22.0	0	1991	31	392	12.6	1	1991	12	63	2,363	37.5
1992	38	35	1	17	2	320	1992	25	482	19.3	0	1992	39	613	15.7	3	1992	13	89	3,724	41.8
1993	37	34	1	11	0	291	1993	59	1,214	20.6	0	1993	25	128	5.1	0	1993	11	63	2,661	42.2
1994	43	35	2	10	0	327	1994	55	1,080	19.6	1	1994	23	160	7.0	0	1994	11	44	1,781	40.5
1995	43	34	2	16	0	344	1995	45	1,212	26.9	2	1995	28	262	9.4	0	1995	12	60	2,204	36.7
1996	29	26	2	13	2	247	1996	38	817	21.5	1	1996	37	423	11.4	1	1996	12	68	2,750	40.4
1997	37	31	2	5	2	276	1997	34	845	24.9	0	1997	33	460	13.9	2	1997	11	59	2,556	43.3
1998	33	29	1	10	1	261	1998	52	1,032	19.8	0	1998	20	166	8.3	0	1998	11	71	2,826	39.8
1999	53	49	0	15	3	418	1999	46	985	21.4	0	1999	28	199	7.1	1	1999	12	71	2,576	36.3
2000	35	26	1	7	1	261	2000	38	767	20.2	0	2000	28	258	9.2	3	2000	11	78	2,737	35.1
2001	55	48	4	12	0	422	2001	44	957	21.8	0	2001	24	353	14.7	0	2001	12	58	2,083	35.9
2002	28	24	3	9	0	225	2002	44	803	18.2	0	2002	27	237	8.8	0	2002	11	58	2,306	39.8
2003	24	21	0	7	0	186	2003	43	892	20.7	0	2003	36	325	9.0	1	2003	11	86	3,687	42.9
2004	28	22	2	16	0	242	2004	38	936	24.6	1	2004	29	270	9.3	1	2004	11	66	2,728	41.3
2005	32	32	0	15	0	269	2005	41	906	22.1	2	2005	27	178	6.6	1	2005	11	67	2,723	40.6
2006	15	13	0	8	0	127	2006	48	859	17.9	0	2006	13	73	5.6	0	2006	12	68	2,640	38.8
2007	27	26	0	15	1	235	2007	64	1,375	21.5	0	2007	28	177	6.3	0	2007	12	78	3,215	41.2
2008	39	35	0	14	2	315	2008	57	1,274	22.4	0	2008	21	222	10.6	1	2008	12	53	2,116	39.9
2009	59	53	3	16	0	461	2009	58	1,597	27.5	3	2009	30	229	7.6	1	2009	13	38	1,534	40.4
2010	68	61	2	17	0	524	2010	43	936	21.8	0	2010	26	261	10.0	0	2010	13	32	1,347	42.1
2011	73	68	1	17	1	561	2011	44	992	22.5	1	2011	19	215	11.3	0	2011	13	37	1,511	40.8
2012	49	45	0	17	0	390	2012	32	739	23.1	0	2012	25	299	12.0	1	2012	14	75	3,216	42.9
2013	56	54	0	20	1	452	2013	43	1,178	27.4	2	2013	18	147	8.2	0	2013	14	52	2,230	42.9
2014	44	44	0	15	0	353	2014	29	651	22.4	0	2014	22	403	18.3	2	2014	13	59	2,252	38.2
2015	68	67	0	18	0	529	2015	51	1,265	24.8	1	2015	17	130	8.7	1	2015	14	48	1,959	40.8
2016	39	34	1	22	3	342	2016	38	564	14.8	0	2016	13	88	6.8	0	2016	13	54	2,324	43.0
2017	56	54	0	21	0	453	2017	45	1,130	25.1	0	2017	20	172	8.6	1	2017	14	57	2,586	45.4
2018	46	42	2	15	1	369	2018	32	695	21.7	0	2018	24	245	10.2	0	2018	13	68	2,996	44.1

Season-by-Season Team Statistics



Scoring Defense

	TD	XP	2XP	FG	Saf.	Total
1953	22	13	0	1	0	148
1954	34	20	0	1	1	229
1955	20	12	0	1	0	135
1956	32	21	0	0	0	213
1957	24	14	0	0	0	158
1958	32	8	9	2	1	226
1959	37	15	9	2	0	261
1960	36	25	2	3	0	254
1961	24	12	1	1	1	163
1962	24	15	2	3	1	174
1963	26	17	2	6	2	199
1964	19	8	2	4	0	138
1965	21	17	0	2	0	149
1966	19	13	2	5	0	146
1967	22	21	0	8	1	179
1968	23	13	1	3	0	162
1969	23	20	1	4	0	172
1970	25	21	3	9	1	206
1971	17	10	0	7	1	135
1972	23	17	2	8	0	183
1973	29	27	1	11	2	240
1974	27	24	0	14	0	228
1975	34	27	3	14	0	279
1976	38	27	3	7	1	284
1977	37	34	1	7	0	279
1978	27	23	0	12	0	221
1979	30	22	3	9	2	239
1980	37	26	3	7	0	275
1981	36	34	0	9	2	281
1982	38	34	0	11	1	297
1983	32	24	1	23	3	293
1984	35	25	4	12	0	279
1985	40	37	1	10	2	313
1986	23	18	1	11	0	191
1987	32	25	2	15	1	268
1988	25	20	2	14	0	216
1989	31	25	1	15	0	258
1990	35	32	3	12	0	284
1991	33	31	1	5	0	246
1992	26	18	1	6	1	196
1993	50	37	2	16	0	389
1994	44	38	3	17	0	359
1995	38	35	1	14	0	307
1996	28	26	0	11	1	229
1997	40	31	3	12	2	317
1998	48	47	0	10	0	365
1999	48	38	4	10	0	364
2000	39	28	2	8	2	294
2001	43	38	2	13	0	339
2002	44	40	1	23	1	377
2003	43	39	1	7	2	324
2004	28	25	1	12	1	233
2005	46	37	2	6	1	337
2006	46	45	0	18	1	377
2007	39	37	1	22	0	339
2008	40	37	2	16	0	329
2009	44	42	0	13	0	345
2010	29	27	1	7	1	226
2011	37	32	2	9	0	285
2012	28	26	1	15	0	241
2013	31	27	1	17	0	266
2014	26	24	0	11	0	213
2015	36	29	0	23	0	316
2016	33	29	1	12	0	265
2017	39	35	2	15	0	318
2018	33	32	0	22	1	298

Total Defense

	G	Rush	Pass	Total	Avg.
1953	10	1,704	1,036	2,740	274.0
1954	10	1,897	1,193	3,090	309.0
1955	10	1,473	950	2,423	242.3
1956	10	2,230	850	3,080	308.0
1957	10	1,800	1,306	3,106	310.6
1958	10	2,466	897	3,363	336.3
1959	10	2,328	1,280	3,608	360.8
1960	10	2,265	1,127	3,392	339.2
1961	10	2,146	770	2,916	291.6
1962	10	1,598	1,098	2,696	269.6
1963	10	1,746	1,380	3,126	312.6
1964	10	1,367	1,308	2,675	267.5
1965	10	1,404	957	2,361	236.1
1966	10	1,519	1,284	2,803	280.3
1967	10	1,546	1,212	2,758	275.8
1968	10	1,596	1,340	2,936	293.6
1969	10	1,102	1,832	2,934	293.4
1970	12	1,791	2,149	3,940	328.3
1971	12	1,546	1,168	2,714	226.2
1972	11	2,053	1,237	3,290	299.1
1973	11	2,432	1,329	3,761	341.9
1974	11	2,117	1,499	3,616	328.7
1975	11	2,541	1,744	4,285	389.5
1976	11	2,020	1,825	3,845	349.5
1977	12	2,976	1,813	4,789	399.1
1978	12	2,469	1,700	4,169	347.4
1979	11	2,413	1,603	4,016	365.1
1980	11	2,298	2,152	4,450	404.5
1981	11	1,442	2,411	3,853	350.2
1982	11	2,346	2,368	4,714	428.5
1983	11	2,361	1,839	4,200	381.8
1984	11	1,569	2,499	4,068	369.8
1985	11	2,034	2,225	4,259	387.1
1986	12	1,350	2,536	3,886	323.8
1987	11	1,677	2,806	4,483	407.6
1988	11	1,871	2,309	4,180	380.0
1989	11	1,374	2,760	4,134	375.8
1990	11	1,725	2,295	4,020	365.5
1991	12	1,635	2,227	3,862	321.8
1992	13	1,607	2,025	3,632	279.4
1993	11	2,517	2,602	5,119	465.4
1994	11	2,136	2,310	4,446	404.2
1995	12	2,154	2,732	4,886	407.2
1996	12	1,508	2,599	4,107	342.3
1997	11	1,827	2,420	4,247	386.1
1998	11	1,987	2,892	4,879	443.5
1999	12	1,853	3,459	5,312	442.7
2000	11	1,614	2,410	4,024	365.8
2001	12	1,343	3,289	4,632	386.0
2002	11	1,460	2,772	4,232	384.7
2003	11	1,513	3,259	4,772	433.8
2004	11	1,577	2,738	4,315	392.3
2005	11	1,716	3,145	4,861	441.9
2006	12	2,526	2,124	4,650	387.5
2007	12	2,032	3,194	5,226	435.5
2008	12	1,835	2,720	4,555	379.6
2009	13	1,793	3,442	5,235	402.7
2010	13	1,571	2,626	4,197	322.8
2011	13	1,097	3,292	4,389	337.6
2012	14	1,358	3,349	4,707	336.2
2013	14	1,251	3,553	4,804	343.1
2014	13	1,358	2,313	3,671	282.4
2015	14	1,958	3,198	5,156	368.3
2016	13	1,878	2,907	4,785	368.1
2017	14	2,366	3,306	5,672	405.1
2018	13	1,899	3,432	5,331	410.1

Pass Defense

	G	Att.	Comp.	Int.	Yards	Pct.	TD
1953	10	199	81	20	1,036	407	6
1954	10	176	93	13	1,193	528	8
1955	10	142	60	13	950	423	5
1956	10	127	53	5	850	417	7
1957	10	178	90	12	1,306	506	11
1958	10	141	64	14	897	454	9
1959	10	168	92	11	1,280	548	11
1960	10	133	70	6	1,127	526	11
1961	10	126	52	16	770	413	3
1962	10	164	70	14	1,098	427	9
1963	10	186	105	12	1,380	565	12
1964	10	231	121	19	1,308	524	7
1965	10	158	71	11	957	449	6
1966	10	219	111	15	1,284	507	6
1967	10	202	94	18	1,212	465	4
1968	10	241	98	19	1,340	407	4
1969	10	297	145	19	1,832	488	9
1970	12	387	192	18	2,149	496	10
1971	12	253	99	22	1,168	391	4
1972	11	267	113	26	1,237	423	8
1973	11	264	114	18	1,329	432	7
1974	11	249	110	17	1,499	442	5
1975	11	252	116	16	1,744	460	11
1976	11	307	142	14	1,825	463	12
1977	12	254	145	13	1,813	571	11
1978	12	285	131	20	1,700	460	10
1979	11	286	142	16	1,603	497	8
1980	11	270	153	13	2,152	567	9
1981	11	310	181	8	2,411	584	18
1982	11	320	161	22	2,368	503	16
1983	11	269	155	11	1,839	576	10
1984	11	328	176	18	2,499	537	14
1985	11	291	164	13	2,225	564	12
1986	12	389	223	22	2,536	573	8
1987	11	348	209	18	2,806	601	17
1988	11	313	184	21	2,309	588	7
1989	11	362	197	12	2,760	544	15
1990	11	288	159	9	2,295	552	17
1991	12	327	183	8	2,227	560	15
1992	13	394	174	20	2,025	442	10
1993	11	289	166	9	2,602	574	18
1994	11	297	176	10	2,310	593	22
1995	12	444	235	15	2,732	529	14
1996	12	391	204	22	2,599	522	14
1997	11	364	201	13	2,420	552	20
1998	11	336	192	15	2,892	571	17
1999	12	428	230	17	3,459	537	21
2000	11	335	177	17	2,410	528	16
2001	12	471	225	16	3,289	478	22
2002	11	364	204	16	2,772	560	22
2003	11	459	250	9	3,259	545	23
2004	11	372	222	16	2,738	597	13
2005	11	388	236	12	3,145	608	21
2006	12	325	196	7	2,124	603	14
2007	12	418	256	11	3,194	612	18
2008	12	385	243	7	2,720	631	18
2009	13	455	286	8	3,442	629	23
2010	13	424	241	18	2,626	568	16
2011	13	452	279	7	3,292	617	18
2012	14	550	336	15	3,349	611	13
2013	14	554	344	13	3,553	621	22
2014	13	430	245	12	2,313	570	12
2015	14						





**Interceptions**

	No.	Yards	Avg.	TD
1951	20	65	3.3	--
1952	22	378	17.2	--
1953	20	139	7.0	--
1954	13	514	39.5	--
1955	13	215	16.5	0
1956	5	39	7.8	0
1957	12	198	16.5	0
1958	11	91	8.3	0
1959	11	125	11.4	0
1960	6	78	13.0	0
1961	16	200	12.5	0
1962	14	141	10.1	0
1963	12	49	4.1	0
1964	19	223	11.7	2
1965	11	168	15.3	0
1966	15	164	10.9	0
1967	18	159	8.8	1
1968	19	181	9.5	0
1969	19	198	10.4	2
1970	18	221	12.3	2
1971	22	230	10.5	0
1972	26	362	13.9	2
1973	18	108	6.0	0
1974	17	115	6.8	0
1975	16	262	16.4	2
1976	14	131	9.4	1
1977	13	118	9.1	0
1978	20	245	11.7	1
1979	16	201	12.6	0
1980	13	102	7.8	0
1981	8	54	6.8	1
1982	22	224	10.1	1
1983	11	66	6.0	1
1984	18	226	12.6	1
1985	13	146	11.2	1
1986	22	262	11.9	1
1987	18	137	7.6	0
1988	21	236	11.2	1
1989	12	69	5.8	0
1990	9	67	7.5	0
1991	8	88	11.0	1
1992	20	234	11.7	2
1993	9	139	15.4	1
1994	10	93	9.3	0
1995	15	126	8.4	0
1996	22	265	12.0	2
1997	13	200	15.4	2
1998	15	110	7.3	0
1999	17	289	17.0	2
2000	17	136	8.0	0
2001	16	108	6.8	0
2002	16	266	16.6	1
2003	9	95	10.6	0
2004	16	123	7.7	0
2005	12	70	5.8	1
2006	7	147	21.0	2
2007	11	100	9.1	1
2008	7	102	14.6	1
2009	8	152	19.0	2
2010	18	153	8.5	1
2011	7	131	18.7	1
2012	15	359	23.1	4
2013	13	172	13.2	3
2014	12	68	5.7	0
2015	8	125	27.7	1
2016	14	261	18.6	3
2017	18	191	10.6	1
2018	11	113	10.3	0

**Sacks**

	No.	Yards
1974	37.0	--
1975	--	--
1976	41.0	--
1977	13.0	--
1978	27.0	--
1979	17.0	--
1980	15.0	--
1981	22.0	--
1982	27.0	--
1983	13.5	--
1984	27.5	233
1985	17.5	112
1986	40.5	217
1987	33.0	222
1988	41.0	299
1989	20.0	147
1990	31.0	210
1991	17.0	112
1992	39.0	242
1993	17.0	117
1994	31.0	99
1995	22.0	120
1996	39.0	259
1997	32.0	193
1998	28.0	193
1999	48.0	366
2000	30.0	209
2001	21.0	165
2002	24.0	222
2003	22.0	158
2004	30.0	231
2005	32.0	212
2006	14.0	111
2007	37.0	284
2008	34.0	252
2009	21.0	173
2010	36.0	241
2011	39.0	301
2012	57.0	346
2013	44.0	310
2014	46.0	338
2015	34.0	260
2016	37.0	224
2017	32.0	215
2018	36.0	249



**80+ Yard Touchdown Run (14)**

1. 96 Bill Rogers..... vs. Oregon State • 1952
2. 94 Casey Moore..... vs. California • 1999
3. 90 Dave Lewis..... vs. Tulane • 1966
- 90 Christian McCaffrey..... at California • 2016
5. 86 John Winesberry..... vs. San Jose State • 1972
6. 83 Buck Fawcett..... vs. Santa Clara • 1941
- 83 Anthony Kimble..... at Washington • 2008
8. 82 Ethan Allen..... vs. Arizona State • 1993
- 82 J.R. Lemon..... vs. USC • 2004
10. 81 Ken Afflerbaugh..... vs. Oregon State • 1931
11. 80 Bob White..... vs. USC • 1948
- 80 Reggie Sanderson..... at USC • 1971
- 80 Darrin Nelson..... at Oregon State • 1981
- 80 Brian Allen..... at Washington • 2001

**80+ Yard Touchdown Pass (14)**

1. 98 Joe Borchard to Troy Walters..... 1999  
vs. UCLA
2. 96 Jim Plunkett to Randy Vataha..... 1970  
at Washington State
3. 93 Kevin Hogan to Bryce Love..... 2015  
vs. UCF
4. 92 Steve Stenstrom to Glyn Milburn..... 1991  
vs. Oregon State
5. 91 Steve Stenstrom to Brian Manning..... 1993  
vs. Arizona
6. 84 Bobby Garrett to Ron Cook..... 1953  
at USC
- 84 Randy Fasani to Kerry Carter..... 2000  
at Washington State
8. 83 Brian Johnson to Jon Pinckney..... 1989  
at Arizona State
9. 82 Brian Johnson to Walter Batson..... 1987  
vs. California
10. 81 Andrew Luck to Doug Baldwin..... 2010  
vs. Sacramento State
11. 80 John Elway to Emile Harry..... 1980  
vs. Arizona State
- 80 Chad Hutchinson to Damon Dunn..... 1997  
vs. Oregon
- 80 Joe Borchard to Troy Walters..... 1998  
vs. Washington State
- 80 K.J. Costello to J.J. Arcega-Whiteside..... 2018  
vs. San Diego State

**Field Goal**

1. 59 Rod Garcia..... at USC • 1973
- 59 Mark Harmon..... at Purdue • 1981
3. 57 Mark Harmon..... vs. Illinois • 1984
4. 56 Ken Naber..... vs. UCLA • 1979
5. 55 Mike Langford..... at USC • 1975
6. 54 Rod Garcia..... at Oregon • 1972
- 54 John Hopkins..... vs. San Jose State • 1989
- 54 Nate Whitaker..... at Wake Forest • 2009
9. 53 Rod Garcia..... vs. UCLA • 1973
- 53 Mark Harmon..... vs. Washington State • 1984
11. 52 Braden Beck..... at Washington State • 1964
- 52 Rod Garcia..... at USC • 1973
- 52 Mike Langford..... vs. Michigan • 1974
- 52 Mike Michel..... at Penn State • 1976
- 52 Mike Michel..... at Army • 1976
- 52 Mark Harmon..... at Oregon State • 1983
- 52 Mike Biselli..... vs. Washington State • 1999
- 52 Derek Belch..... vs. San Jose State • 2007
- 52 Aaron Zagory..... vs. San Jose State • 2008
- 52 Conrad Ukropina..... vs. UCF • 2015
- 52 Conrad Ukropina..... vs. Oregon State • 2016

**Punt**

1. 84 Jake Bailey..... at Cal • 2018
2. 79 Frankie Albert..... vs. Oregon State • 1940
3. 75 Stan Anderson..... at California • 1932
- 75 Dave Lewis..... at California • 1964
- 75 Kevin Miller..... vs. Utah • 1996
6. 71 Mike Durket..... vs. California • 1947
7. 70 Tom Lynn..... at USC • 1975
- 70 Doug Robison..... vs. Arizona State • 1984
- 70 Paul Stonehouse..... vs. Washington State • 1992
- 70 David Green..... vs. Arizona • 2008

**Kickoff Return for Touchdown**

1. 100 Bob Bryan..... vs. San Francisco • 1950
- 100 Damon Dunn..... at Arizona State • 1994
- 100 Ty Montgomery..... at Utah • 2013
4. 99 T.J. Rushing..... vs. Brigham Young • 2004
- 99 Ty Montgomery..... vs. Washington • 2013
6. 98 Nate Kirtman..... vs. Oregon State • 1967
- 98 Christian McCaffrey..... vs. Cal • 2015
8. 96 Bob Stansberry..... vs. Montana • 1933
- 96 Bob Mathias..... at USC • 1951
- 96 Ron Inge..... at Oregon State • 1973
- 96 Marlon Evans..... at Oregon • 1995
- 96 Ty Montgomery..... at Washington State • 2011
13. 95 Kevin T. Scott..... at California • 1988
14. 94 Chris Owusu..... vs. San Jose State • 2009
15. 93 Damon Dunn..... vs. USC • 1996
- 93 T.J. Rushing..... at Navy • 2005
17. 91 Damon Dunn..... at San Jose State • 1995
- 91 Chris Owusu..... vs. Washington • 2009

**75+ Yard Punt Return for Touchdown (12)**

1. 92 Thomas Henley..... vs. Oregon • 1986
2. 90 Luke Powell..... vs. UCLA • 2003
3. 81 Ozzie Grenardo..... vs. Cornell • 1991
4. 80 Murray Cuddeback..... vs. Olympic Club • 1923
5. 79 Glyn Milburn..... at Oregon State • 1992
6. 77 Alan Grant..... at Washington State • 1987
- 77 Troy Walters..... at Washington State • 1997
8. 76 Vincent White..... vs. Washington • 1982
- 76 Glyn Milburn..... at California • 1992
- 76 Drew Terrell..... vs. Duke • 2012
11. 75 Glyn Milburn..... at UCLA • 1992
- 75 Troy Walters..... at Washington State • 1996

**Interception Return for Touchdown**

1. 95 Tom Work..... vs. Occidental • 1926
2. 85 Ralph Phillips..... vs. Army • 1975
3. 79 Leroy Pruitt • Josh Madsen..... vs. Michigan State • 1996
4. 78 Alan Grant..... vs. San Jose State • 1988
5. 72 Wopamo Osaisai..... vs. Arizona • 2006
6. 71 Gordy Riegel..... at California • 1972
- 71 Ed Reynolds..... vs. Duke • 2012
8. 67 Jack Taylor..... vs. San Jose State • 1957
- 67 Ruben Carter..... vs. Washington State • 1999
10. 66 Quenton Meeks..... vs. Iowa • 2016



<b>Team</b>	
+300 yards passing.....	2018 344 • at UCLA
+400 yards passing.....	2013 417 • vs. Cal
+500 yards passing.....	1981 581 • vs. Arizona State
-100 yards passing.....	2017 80 • at San Diego State
+300 yards rushing.....	2017 328 • vs. Arizona State
+400 yards rushing.....	2017 405 • vs. UCLA
+500 yards total offense.....	2018 596 • Oregon State
+600 yards total offense.....	2017 656 • vs. Rice
-200 yards total offense.....	2017 198 • at Washington State
-150 yards total offense.....	2006 145 • at Arizona State
Top-25 win at home.....	2018 vs. No. 17 USC (W, 17-3)
Top-20 win at home.....	2018 vs. No. 17 USC (W, 17-3)
Top-15 win at home.....	2017 vs. No. 9 Notre Dame (W, 38-20)
Top-10 win at home.....	2017 vs. No. 9 Notre Dame (W, 38-20)
Top-5 win at home.....	2015 vs. No. 4 Notre Dame (W, 38-36)
Top-25 win on road.....	2018 at No. 20 Oregon (W, 38-31 [ot])
Top-20 win on road.....	2018 at No. 20 Oregon (W, 38-31 [ot])
Top-15 win on road.....	2015 at No. 6 USC (W, 41-31)
Top-10 win on road [neutral • Rose Bowl].....	2016 vs. No. 6 Iowa (W, 45-16)
Top-10 win on road.....	2015 at No. 6 USC (W, 41-31)
Top-5 win on road.....	2012 at No. 1 Oregon (W, 17-14) [OT]
Forced five turnovers.....	2010 vs. Oregon State
Threw three interceptions.....	2018 at Washington
No turnovers.....	2018 Sun Bowl vs. Pitt
Four turnovers and won.....	2012 vs. Oregon State
No offensive touchdown.....	2016 vs. Colorado
Two defensive touchdowns.....	2013 vs. Washington State
Two interceptions returned for touchdowns.....	2013 vs. Washington State
Defensive shutout at home.....	2014 vs. Army (W, 35-0)
Defensive shutout on road.....	2012 at Colorado (W, 48-0)
Overtime game.....	2018 at No. 20 Oregon (W, 38-31 • 1OT)
Two-point conversion.....	2018 at UCLA (Love run)

<b>Individual</b>	
<i>Rushing</i>	
+100 yards.....	2018 vs. USC Bryce Love (136)
+200 yards.....	2017 vs. Arizona State 301 • Bryce Love
+50-yard rush.....	2018 vs. USC 59 • Bryce Love
+75-yard rush.....	2017 at USC 75 • Bryce Love
+30 rushing attempts.....	2017 vs. Washington 30 • Bryce Love
+40 rushing attempts.....	2013 vs. Oregon 45 • Tyler Gaffney
Two 100-yard rushers.....	2016 vs. Rice Bryce Love (111) • Christian McCaffrey (204)
Rushing and receiving TD.....	2018 at Cal Cameron Scarlett (3-yard rush, 46-yard reception)
Two players with rushing and receiving TD.....	2015 vs. USC Kevin Hogan (7, 11) • Christian McCaffrey (10, 28)
100 yards rushing and receiving.....	2016 vs. Iowa Christian McCaffrey (172, 105)
<i>Passing</i>	
+300 yards.....	2018 at UCLA 344 • K.J. Costello
+350 yards.....	2018 vs. Utah 381 • K.J. Costello
+400 yards.....	2009 at Arizona 423 • Andrew Luck
+30 completions.....	2018 vs. #14 Washington State 34 • K.J. Costello
+50 attempts.....	2007 vs. UCLA 59 • T.C. Ostrander
+50-yard completion.....	2018 at UCLA 52 • K.J. Costello to Osiris St. Brown
+75-yard completion.....	2018 vs. Oregon State 75 • K.J. Costello to Colby Parkinson
+90-yard completion.....	2015 vs. UCF 93 • Kevin Hogan to Bryce Love
Four touchdowns.....	2018 at UCLA 5 • K.J. Costello
Five touchdowns.....	2018 at UCLA 5 • K.J. Costello
Six touchdowns.....	1980 vs. Oregon State 6 • John Elway
Non-QB threw touchdown pass.....	2015 vs. USC Pac-12 Championship • Christian McCaffrey to Kevin Hogan
<i>Receiving</i>	
+10 receptions.....	2018 vs. #14 Washington State 10 • JJ Arcega-Whiteside
+100 yards.....	2018 at Cal 109 • JJ Arcega-Whiteside and Trent Irwin
+150 yards.....	2018 vs. Oregon State 166 • Colby Parkinson
+200 yards.....	2018 vs. San Diego State 226 • JJ Arcega-Whiteside
+250 yards.....	1999 vs. UCLA 278 • Troy Walters

<b>Individual</b>	
<i>Defense</i>	
15+ tackles.....	2014 vs. Washington State 15 • Zach Hoffpauir
20+ tackles.....	1986 at California 27 • Dave Wyman
2+ interceptions.....	2018 at Cal (W, 23-13) 2 • Malik Antoine
3+ sacks.....	2014 at Washington 3.0 • Peter Kalambayi
Two players with 2+ sacks.....	2016 vs. Kansas State Peter Kalambayi (2.5) • Jordan Watkins (2)
Interception return for TD.....	2017 at Washington State Bobby Okereke (52)
Fumble return for TD.....	2018 at Oregon Joey Alfieri (80)
Safety.....	2018 vs. San Diego State Sack • Bobby Okereke
<i>Special Teams</i>	
+50-yard FG.....	2016 vs. Oregon State 52 • Conrad Ukropina
Kickoff return for TD.....	2015 vs. Cal Christian McCaffrey (98)
Opening kickoff return for TD.....	2013 vs. Washington Ty Montgomery (99)
Fumble return for TD on kickoff.....	2012 at UCLA Usua Amanam (11)
Kickoff return TD and receiving TD.....	2015 vs. Cal Christian McCaffrey (98, 49)
Punt return for TD.....	2016 vs. Iowa Christian McCaffrey (63)
Punt return for TD and receiving TD.....	2016 vs. Iowa Christian McCaffrey (63, 75)
Blocked punt return for TD.....	2017 vs. Oregon Brandon Simmons (2) [Curtis Robinson block]
Blocked punt for safety.....	2013 vs. Arizona State [Team block]
Blocked FG return for TD.....	2011 vs. Colorado Max Bergen (75) [Bergen block]
Blocked FG.....	2018 vs. UC Davis Casey Toohill
Blocked punt.....	2017 vs. Oregon Curtis Robinson
Two blocked punts.....	2013 vs. Arizona State Team (12) • Ben Gardner (24)
Blocked PAT.....	2016 at Washington Casey Toohill
Touchdown on fake FG.....	2008 at Oregon Bo McNally





**Team**

+300 yards passing.....	2018
	466 • at UCLA
+400 yards passing.....	2018
	466 • at UCLA
-100 yards passing.....	2017
	33 • vs. Oregon
-0 yards rushing.....	2014
	-26 • vs. Washington State
No rush 10+ yards.....	2015
	vs. Oregon State
+300 yards rushing.....	2017
	307 • at USC
+500 yards total offense.....	2018
	528 • at UCLA
+600 yards total offense.....	2017
	623 • at USC
-200 yards total offense.....	2015
	181 • vs. UCF
-150 yards total offense .....	2014
	115 • vs. UC Davis
-100 yards total offense .....	2012
	76 • at Colorado
Stanford forced seven turnovers.....	2004
	vs. BYU
Stanford forced five turnovers .....	2014
	vs. California
Opponent threw four interceptions.....	2014
	at California
No opponent turnovers .....	2018
	vs. Pitt (Sun Bowl)
No opponent offensive touchdown .....	2018
	vs. USC
Stanford shut out at home .....	2006
	vs. USC (L, 0-42)
Stanford shut out on road .....	2006
	at UCLA (L, 0-31)

**Individual**

*Rushing*

+100 yards.....	2018 vs. Pitt (W, 14-13, Sun Bowl)
	123 • Darrin Hall
+200 yards.....	2010 at Oregon
	257 • LaMichael James
+50-yard rush.....	2018 at Cal
	62 • Patrick Laird
+60-yard rush.....	2018 at Cal
	62 • Patrick Laird
+70-yard rush.....	2015 vs. Oregon
	75 • Charles Nelson
+30 rushing attempts..	2017 vs. USC (Pac-12 Championship Game)
	30 • Ronald Jones
+40 rushing attempts .....	2009 vs. Cal
	42 • Shane Vereen
Two 100-yard rushers .....	2015 vs. Notre Dame
	Josh Adams (168) • DeShone Kizer (128)
Rushing and receiving TD .....	2017 vs. TCU (Alamo Bowl)
	Kenny Hill (6, 27)
Rushing, receiving and passing TD.....	2017 vs. TCU (Alamo Bowl)
	Kenny Hill (6, 27, 11 • 93)

---

*Passing*

+300 yards.....	2018 at UCLA
	466 • Wilton Speight
+350 yards.....	2018 at UCLA
	466 • Wilton Speight
+400 yards.....	2018 at UCLA
	466 • Wilton Speight
+30 completions.....	2018 vs. #14 Washington State
	40 • Gardner Minshew
+50 attempts .....	2018 vs. #14 Washington State
	50 • Gardner Minshew
+50-yard completion.....	2018 at UCLA
	66 • Wilton Speight to Caleb Wilson
+60-yard completion.....	2018 at UCLA
	66 • Wilton Speight to Caleb Wilson
+70-yard completion.....	2017 vs. TCU (Alamo Bowl)
	93 • Kenny Hill to Jalen Reagor
+80-yard completion.....	2017 vs. TCU (Alamo Bowl)
	93 • Kenny Hill to Jalen Reagor
+90-yard completion.....	2017 vs. TCU (Alamo Bowl)
	93 • Kenny Hill to Jalen Reagor
Four total touchdowns .....	2018 at Notre Dame
	4 • Ian Book
Four passing touchdowns .....	2018 at Notre Dame
	4 • Ian Book
Five passing touchdowns .....	2009 vs. Notre Dame
	5 • Jimmy Clausen

---

*Receiving*

+100 yards.....	2018 at UCLA
	184 • Caleb Wilson
+200 yards.....	2018 at Oregon
	239 • Dillon Mitchell

**Individual**

*Defense*

15+ tackles.....	2018 at Cal
	15 • Evan Weaver
20+ tackles.....	2012 at Oregon
	20 • Michael Clay
2+ interceptions .....	2016 vs. Colorado
	2 • Tedri Thompson
3+ sacks.....	2018 at Notre Dame
	4.0 • Jerry Tiller
4+ sacks.....	2018 at Notre Dame
	4.0 • Jerry Tiller
Interception return for TD.....	2018 vs. Utah
	Jaylon Johnson (100)
Fumble return for TD.....	2014 at Washington
	Shaq Thompson (32)
Safety .....	2018 at UCLA

---

*Special Teams*

Kickoff return for TD.....	2018 at UCLA
	Darnay Holmes (93)
Punt return for TD .....	2017 vs. TCU (Alamo Bowl)
	Desmon White (76)
Blocked FG return for TD .....	2013 vs. Oregon
	Rodney Hardrick (75) [Wade Keliikipi block]
Blocked FG.....	2014 vs. USC
	Delvon Simmons
Blocked punt .....	2014 vs. Oregon State
	Ricky Ortiz
Blocked PAT.....	2012 vs. Duke
	Lee Butler



Opponent	Won	Lost	Tied	First Game	Last Game
Air Force	4	3	0	1958	1970
Alabama	0	1	1	1927	1935
Arizona	16	14	0	1979	2016
Arizona State	15	17	0	1978	2018
Arkansas	1	0	0	1970	1970
Army	7	5	0	1928	2014
Boston College	2	2	0	1979	2002
Brigham Young	2	0	0	2003	2004
California	64	46	11	1892	2018
Cal Tech	3	0	0	1926	1930
Chicago	1	1	0	1894	1894
Clemson	0	1	0	1986	1986
Colorado	6	4	0	1904	2016
Columbia	0	2	1	1904	1937
Cornell	1	0	0	1991	1991
Dartmouth	4	0	0	1930	1939
Duke	3	1	0	1971	2012
East Carolina	0	1	0	1995	1995
Fresno State	3	0	0	1926	1928
Georgia	1	0	0	1978	1978
Georgia Tech	0	2	0	1991	2001
Harvard	1	0	0	1949	1949
Hawaii	3	0	0	1946	1972
Idaho	6	1	0	1923	1949
Illinois	6	4	0	1952	1984
Iowa	1	0	0	2015	2015
Kansas	1	0	0	1967	1967
Kansas State	1	0	0	2016	2016
LSU	1	0	0	1977	1977
Maryland	1	0	0	2014	2014
Michigan	3	6	1	1902	1976
Michigan State	2	4	0	1956	2014
Minnesota	1	1	1	1930	1966
Missouri	1	0	0	1971	1971
Montana	4	0	0	1924	1948
Navy	1	2	1	1954	2006
Nebraska	1	0	0	1941	1941
Nevada	16	1	2	1899	1931
North Carolina	2	1	0	1997	2016

Opponent	Won	Lost	Tied	First Game	Last Game
Northwestern	3	2	2	1933	2015
Notre Dame	13	20	0	1954	2018
Occidental	4	0	0	1923	1926
Ohio State	3	2	0	1955	1982
Oklahoma	1	4	0	1978	2009
Oklahoma State	0	1	0	2012	2012
Oregon	49	32	1	1900	2018
Oregon State	57	25	3	1919	2018
Pacific	4	1	0	1953	1968
Penn State	1	4	0	1973	1992
Pitt	2	2	0	1922	2018
Purdue	1	3	0	1969	1982
Rice	3	3	0	1959	2017
Sacramento State	1	0	0	2010	2010
Saint Mary's	2	1	0	1919	1927
Saint Mary's Pre-Flight	1	0	0	1942	1942
San Diego State	4	2	0	1985	2018
San Francisco	8	0	0	1932	1950
San Jose State	52	14	1	1900	2013
Santa Clara	22	11	2	1912	1952
SMU	1	0	0	1936	1936
Texas	2	2	0	1985	2000
Texas A&M	0	1	0	1992	1992
TCU	0	3	0	2007	2017
Tulane	7	1	0	1961	1980
UC Davis	3	1	0	1932	2018
UCF	1	0	0	2015	2015
UCLA	42	45	3	1925	2018
USC	33	62	3	1905	2018
Utah	4	5	0	1902	2018
Utah Agriculture	1	0	0	1904	1904
Virginia Tech	1	0	0	2011	2011
Wake Forest	1	1	0	2009	2010
Washington	42	43	4	1893	2018
Washington State	40	28	1	1936	2018
West Virginia	1	0	0	1972	1972
Willamette	1	0	0	1905	1905
Wisconsin	1	4	1	1959	2013

**Most Meetings**

California	121
USC	98
UCLA	90
Washington	89
Oregon State	85
Oregon	82
Washington State	69
San Jose State	67
Santa Clara	35
Notre Dame	33
Arizona State	32
Arizona	30
Nevada	19
Army	12
Illinois	10
Michigan	10
Colorado	10

**Most Stanford Wins**

California	64
Oregon State	57
San Jose State	52
Oregon	49
Washington	42
UCLA	42
Washington State	40
USC	33
Santa Clara	22
Nevada	16
Arizona	16
Arizona State	15
Notre Dame	13

**American Athletic (10-4-1)**

	Won	Lost	Tied
East Carolina	0	1	0
Navy	1	2	1
SMU	1	0	0
Tulane	7	1	0
UCF	1	0	0

**Atlantic Coast (11-10-0)**

	Won	Lost	Tied
Boston College	2	2	0
Clemson	0	1	0
Duke	3	1	0
Georgia Tech	0	2	0
North Carolina	2	1	0
Pitt	2	2	0
Virginia Tech	1	0	0
Wake Forest	1	1	0

**Big 12 (6-10-0)**

	Won	Lost	Tied
Kansas	1	0	0
Kansas State	1	0	0
Oklahoma	1	4	0
Oklahoma State	0	1	0
TCU	0	3	0
Texas	2	2	0
West Virginia	1	0	0

**Big Sky (14-2-0)**

	Won	Lost	Tied
Idaho	6	1	0
Montana	4	0	0
Sacramento State	1	0	0
UC Davis	3	1	0

**Big Ten (24-29-5)**

	Won	Lost	Tied
Illinois	6	4	0
Iowa	1	0	0
Maryland	1	0	0
Michigan	3	6	1
Michigan State	2	3	0
Minnesota	1	1	1
Nebraska	1	0	0
Northwestern	3	2	2
Ohio State	3	2	0
Penn State	1	4	0
Purdue	1	3	0
Wisconsin	1	4	1

**Conference USA (3-3-0)**

Rice	3	3	0
------	---	---	---

**Independents (22-25-0)**

	Won	Lost	Tied
Army	7	5	0
Brigham Young	2	0	0
Notre Dame	13	20	0

**Ivy League (6-2-1)**

	Won	Lost	Tied
Columbia	0	2	1
Cornell	1	0	0
Dartmouth	4	0	0
Harvard	1	0	0

**Mountain West (82-20-3)**

	Won	Lost	Tied
Air Force	4	3	0
Fresno State	3	0	0
Hawaii	3	0	0
Nevada	16	1	2
San Diego State	4	2	0
San Jose State	52	14	1

**Pacific-12 (368-321-26)**

	Won	Lost	Tied
Arizona	16	14	0
Arizona State	15	17	0
California	64	46	11
Colorado	6	4	0
Utah	4	5	0
Oregon	49	32	1
Oregon State	57	25	3
UCLA	42	45	3
USC	33	62	3
Washington	42	43	4
Washington State	40	28	1

**Southeastern (4-2-1)**

	Won	Lost	Tied
Alabama	0	1	1
Arkansas	1	0	0
Georgia	1	0	0
LSU	1	0	0
Missouri	1	0	0
Texas A&M	0	1	0

Series History



Air Force (4-3-0)

Season	Result	Stanford	AF	Site
1958	L	0	16	H
1960	L	9	32	A
1965	W	17	16	A
1966	W	21	6	H
1968	W	24	13	H
1969	W	47	34	H
1970	L	14	31	A

Alabama (0-1-1)

Season	Result	Stanford	UA	Site
1927	T	7	7	N
1935	L	13	29	N

Arizona (16-14-0)

Season	Result	Stanford	UA	Site
1979	W	30	10	A
1981	L	13	17	A
1982	L	27	41	H
1983	W	31	22	H
1984	L	14	28	A
1985	W	28	17	H
1986	W	29	24	A
1987	L	13	23	H
1989	L	3	19	A
1990	W	23	10	A
1991	L	23	28	A
1992	L	6	21	H
1993	L	24	27	A
1994	L	10	34	H
1997	L	22	28	A
1998	L	14	31	H
1999	W	50	22	A
2000	L	3	27	H
2001	W	51	37	A
2002	W	16	6	H
2005	W	20	16	A
2006	L	7	20	H
2007	W	21	20	A
2008	W	24	23	H
2009	L	38	43	A
2010	W	42	17	H
2011	W	37	10	A
2012	W	54	48 [OT]	H
2015	W	55	17	H
2016	W	34	10	A

Arizona State (15-17-0)

Season	Result	Stanford	ASU	Site
1978	W	21	14	A
1979	W	28	21	H
1981	L	36	62	H
1982	L	17	21	A
1983	L	11	29	A
1984	L	10	28	H
1985	L	14	21	A
1988	W	24	3	H
1989	L	22	30	A
1993	L	30	38	H
1994	L	35	36	A
1995	W	30	28	A
1996	L	9	41	H
1997	L	14	31	H
1998	L	38	44 [OT]	A
1999	W	50	30	A

2000	W	29	7	H
2001	W	51	28	H
2002	L	24	65	A
2003	W	38	27	H
2004	L	31	34	A
2005	W	45	35	H
2006	L	3	38	A
2007	L	3	41	H
2008	L	17	41	A
2009	W	33	14	H
2010	W	17	13	A
2013	W	42	28	H
2013	W	38	14	A
2014	L	10	26	A
2017	W	34	24	H
2018	W	20	13	A

Arkansas (1-0-0)

Season	Result	Stanford	UA	Site
1970	W	34	28	A

Army (7-5-0)

Season	Result	Stanford	Army	Site
1928	W	26	0	A
1929	W	34	13	H
1948	L	0	43	A
1950	L	0	7	H
1965	W	31	14	H
1967	L	20	24	A
1971	W	38	3	A
1975	W	67	14	H
1976	L	20	21	A
1979	L	13	17	H
2013	W	34	20	A
2014	W	35	0	H

Boston College (2-2-0)

Season	Result	Stanford	BC	Site
1979	W	33	14	H
1980	L	13	30	A
2001	W	38	22	H
2002	L	27	34	A

BYU (2-0-0)

Season	Result	Stanford	BYU	Site
2003	W	18	14	A
2004	W	37	10	H

California (64-46-11)

Season	Result	Stanford	Cal	Site
1892	W	14	10	S.F.
1892	T	10	10	S.F.
1893	T	6	6	S.F.
1894	W	6	0	S.F.
1895	T	6	6	S.F.
1896	W	20	0	S.F.
1897	W	28	0	S.F.
1898	L	0	22	S.F.
1899	L	0	30	S.F.
1900	W	5	0	S.F.
1901	L	0	2	S.F.
1902	L	0	16	S.F.
1903	T	6	6	S.F.
1904	W	18	0	A
1905	W	12	5	H
1906	W	6	3	A

1907	W	21	11	H
1908	W	12	3	A
1909	L	13	19	H
1910	L	6	25	A
1911	L	3	21	H
1912	T	3	3	A
1913	W	13	8	H
1914	W	26	8	A
1919	L	10	14	H
1920	L	0	38	A
1921	L	7	42	H
1922	L	0	28	H
1923	L	0	9	A
1924	T	20	20	A
1925	W	27	14	H
1926	W	41	6	A
1927	W	13	6	H
1928	T	13	13	A
1929	W	21	6	H
1930	W	41	0	A
1931	L	0	6	H
1932	T	0	0	A
1933	W	7	3	H
1934	W	9	7	A
1935	W	13	0	H
1936	L	0	20	A
1937	L	0	13	H
1938	L	0	6	A
1939	L	14	32	H
1940	W	13	7	A
1941	L	0	16	H
1942	W	26	7	A
1946	W	25	6	A
1947	L	18	21	H
1948	L	6	7	A
1949	L	14	33	H
1950	T	7	7	A
1951	L	7	20	H
1952	L	0	26	A
1953	T	21	21	H
1954	L	20	28	A
1955	W	19	0	H
1956	L	18	20	A
1957	W	14	12	H
1958	L	15	16	A
1959	L	17	20	H
1960	L	10	21	A
1961	W	20	7	H
1962	W	30	13	A
1963	W	28	17	H
1964	W	21	3	A
1965	W	9	7	H
1966	W	13	7	A
1967	L	3	26	H
1968	W	20	0	A
1969	W	29	28	H
1970	L	14	22	A
1971	W	14	0	H
1972	L	21	24	A
1973	W	26	17	H
1974	W	22	20	A
1975	L	15	48	H
1976	W	27	24	A
1977	W	21	3	H
1978	W	30	10	A
1979	L	14	21	H

1980	L	23	28	A
1981	W	42	21	H
1982	L	20	25	A
1983	L	18	27	H
1984	W	27	10	A
1985	W	24	22	H
1986	L	11	17	A
1987	W	31	7	H
1988	T	19	19	A
1989	W	24	14	H
1990	W	27	25	A
1991	W	38	21	H
1992	W	41	21	A
1993	L	17	46	H
1994	L	23	24	A
1995	W	29	24	H
1996	W	42	21	A
1997	W	21	20	H
1998	W	10	3	A
1999	W	31	13	H
2000	W	36	30 [OT]	A
2001	W	35	28	H
2002	L	7	30	A
2003	L	16	28	H
2004	L	6	41	A
2005	L	3	27	H
2006	L	17	26	A
2007	W	20	13	H
2008	L	16	37	A
2009	L	28	34	H
2010	W	48	14	A
2011	W	31	28	H
2012	W	21	3	A
2013	W	63	13	H
2014	W	38	17	A
2015	W	35	22	H
2016	W	45	31	A
2017	W	17	14	H
2018	W	23	13	A

Cal Tech (3-0-0)

Season	Result	Stanford	CT	Site
1926	W	13	0	H
1929	W	39	0	H
1930	W	57	7	H

Chicago (1-1-0)

Season	Result	Stanford	UC	Site
1894	L	4	24	S.F.
1894	W	12	0	L.A.

Clemson (0-1-0)

Season	Result	Stanford	CU	Site
1986	L	21	27	N

Colorado (6-4-0)

Season	Result	Stanford	CU	Site
1904	W	33	0	A
1977	L	21	27	A
1987	L	17	31	A
1990	L	17	21	A
1991	W	28	21	H
1993	W	41	37	H
2011	W	48	7	H
2012	W	48	0	A
2015	W	42	10	A
2016	L	5	10	H



Series History



Columbia (0-2-1)

Season	Result	Stanford	CU	Site
1934	L	0	7	N
1936	L	0	7	A
1937	T	0	0	A

Cornell (1-0-0)

Season	Result	Stanford	CU	Site
1991	W	56	6	H

Dartmouth (4-0-0)

Season	Result	Stanford	DC	Site
1930	W	14	7	H
1931	W	32	6	A
1938	W	23	13	H
1939	W	14	3	A

Duke (3-1-0)

Season	Result	Stanford	Duke	Site
1971	L	3	9	H
1972	W	10	6	A
2011	W	44	14	A
2012	W	50	13	H

East Carolina (0-1-0)

Season	Result	Stanford	ECU	Site
1995	L	13	19	N

Fresno State (3-0-0)

Season	Result	Stanford	FSU	Site
1926	W	44	0	H
1927	W	44	7	H
1928	W	47	0	H

Georgia (1-0-0)

Season	Result	Stanford	UGA	Site
1978	W	25	22	N

Georgia Tech (0-2-0)

Season	Result	Stanford	GT	Site
1991	L	17	18	N
2001	L	14	24	N

Harvard (1-0-0)

Season	Result	Stanford	HU	Site
1949	W	44	0	H

Hawaii (3-0-0)

Season	Result	Stanford	UH	Site
1946	W	18	7	A
1950	W	74	20	N
1972	W	39	7	A

Idaho (6-1-0)

Season	Result	Stanford	UI	Site
1923	W	17	7	H
1924	W	3	0	A
1928	W	47	0	S.F.
1942	W	54	7	H
1946	W	45	0	H
1947	L	16	19	H
1949	W	63	0	H

Illinois (6-4-0)

Season	Result	Stanford	UI	Site
1952	L	7	40	N
1953	L	21	33	A
1954	W	12	2	H
1966	W	6	3	A
1973	W	24	0	A
1974	L	7	41	H
1977	W	37	24	H
1978	W	35	10	A
1983	L	7	17	A
1984	W	34	19	H

Iowa (1-0-0)

Season	Result	Stanford	Iowa	Site
2016	W	45	16	N

Kansas (1-0-0)

Season	Result	Stanford	KU	Site
1967	W	21	20	H

Kansas State (1-0-0)

Season	Result	Stanford	KSU	Site
2016	W	26	13	H

LSU (1-0-0)

Season	Result	Stanford	LSU	Site
1977	W	24	14	N

Maryland (1-0-0)

Season	Result	Stanford	UM	Site
2014	W	45	21	N

Michigan (3-6-1)

Season	Result	Stanford	UM	Site
1902	L	0	49	N
1947	L	13	49	A
1949	L	7	27	H
1951	W	23	13	A
1952	W	14	7	H
1972	W	13	12	N
1973	L	10	47	A
1974	L	16	27	H
1975	T	19	19	A
1976	L	0	51	A

Michigan State (2-4-0)

Season	Result	Stanford	MSU	Site
1955	L	14	38	A
1956	L	7	21	H
1961	L	3	31	A
1962	W	16	13	H
1996	W	38	0	N
2014	L	20	24	N

Minnesota (1-1-1)

Season	Result	Stanford	UM	Site
1930	T	0	0	A
1931	W	13	0	H
1966	L	21	35	A

Missouri (1-0-0)

Season	Result	Stanford	UM	Site
1971	W	19	0	A

Montana (4-0-0)

Season	Result	Stanford	UM	Site
1924	W	41	3	H
1933	W	33	7	H
1935	W	32	0	H
1948	W	39	7	H

Navy (1-2-1)

Season	Result	Stanford	Navy	Site
1954	L	0	25	H
1965	T	7	7	H
2005	W	41	38	A
2006	L	9	37	H

Nebraska (1-0-0)

Season	Result	Stanford	NU	Site
1941	W	21	13	N

Nevada (16-1-2)

Season	Result	Stanford	UN	Site
1899	W	17	5	H
1900	L	0	6	H
1901	W	12	0	H
1902	W	11	5	H
1903	T	0	0	H
1904	W	17	0	H
1905	W	21	0	H
1906	W	11	0	H
1907	W	31	0	N
1908	W	14	0	A
1909	W	26	0	H
1910	W	8	0	H
1911	W	41	0	H
1921	T	14	14	H
1922	W	17	7	H
1923	W	27	0	H
1926	W	33	9	H
1927	W	20	2	H
1931	W	26	0	H

North Carolina (2-1-0)

Season	Result	Stanford	UNC	Site
1997	L	17	28	A
1998	W	37	34	H
2016	W	25	23	N

Northwestern (3-2-2)

Season	Result	Stanford	NU	Site
1933	T	0	0	A
1934	W	20	0	H
1957	W	26	6	H
1958	L	0	28	A
1992	W	35	24	H
1994	T	41	41	A
2015	L	6	16	A

Notre Dame (13-20-0)

Season	Result	Stanford	ND	Site
1925	L	10	27	N
1942	L	0	27	A
1963	W	24	14	H
1964	L	6	28	A
1988	L	14	42	A
1989	L	17	27	H
1990	W	36	31	A
1991	L	26	42	H

1992	W	33	16	A
1993	L	20	48	H
1994	L	15	34	A
1997	W	33	15	H
1998	L	17	35	A
1999	W	40	37	H
2000	L	14	20	A
2001	W	17	13	H
2002	L	7	31	A
2003	L	7	57	H
2004	L	15	23	A
2005	L	31	38	H
2006	L	10	31	A
2007	L	14	21	H
2008	L	21	28	A
2009	W	45	38	H
2010	W	37	14	A
2011	W	28	14	H
2012	L	13	20 [OT]	A
2013	W	27	20	H
2014	L	14	17	A
2015	W	38	36	H
2016	W	17	10	A
2017	W	38	20	H
2018	L	17	38	A

Occidental (4-0-0)

Season	Result	Stanford	OC	Site
1923	W	42	0	A
1924	W	20	6	H
1925	W	28	0	H
1926	W	19	0	H

Ohio State (3-2-0)

Season	Result	Stanford	OSU	Site
1955	W	6	0	H
1956	L	20	32	A
1971	W	27	17	N
1981	L	19	24	H
1982	W	23	20	A

Oklahoma (1-4-0)

Season	Result	Stanford	OU	Site
1978	L	39	35	H
1980	W	31	14	A
1983	L	14	27	H
1984	L	7	19	A
2009	L	27	31	N

Oklahoma State (0-1-0)

Season	Result	Stanford	OSU	Site
2012	L	38	41 [OT]	N

Oregon (49-32-1)

Season	Result	Stanford	UO	Site
1900	W	34	0	H
1904	W	35	0	H
1905	W	10	4	H
1920	W	10	0	H
1923	W	14	3	A
1924	W	28	13	H
1925	W	35	13	H
1926	W	29	12	A
1927	W	19	0	H
1928	W	26	12	A
1929	W	33	7	H

Series History



1936	T	7	7	H
1937	L	6	7	A
1938	W	27	16	H
1939	L	0	10	A
1940	W	13	0	H
1941	W	19	15	H
1947	L	6	21	H
1948	L	12	20	H
1951	W	27	20	A
1952	L	20	21	H
1953	W	7	0	A
1954	W	18	13	A
1955	W	44	7	H
1956	W	21	7	A
1957	L	26	27	H
1958	L	0	12	A
1959	L	27	28	H
1960	L	6	27	A
1961	L	7	19	H
1962	L	14	28	A
1963	L	7	36	H
1964	W	10	8	A
1965	W	17	14	H
1966	L	3	7	A
1967	W	17	14	H
1968	W	28	12	A
1969	W	28	0	H
1970	W	33	10	A
1971	W	38	10	H
1972	L	13	15	A
1973	W	24	7	H
1974	W	17	0	A
1975	W	33	30	H
1976	W	28	17	A
1977	W	20	10	H
1979	L	7	16	H
1980	W	35	26	A
1981	W	42	3	H
1983	L	7	16	H
1985	L	28	45	A
1986	W	41	7	A
1987	W	13	10	H
1988	L	3	7	A
1989	W	18	17	H
1990	L	0	31	A
1991	W	33	13	A
1992	W	21	7	H
1993	W	38	34	A
1994	L	21	55	H
1995	W	28	21	A
1996	W	27	24[OT]	H
1997	W	58	49	H
1998	L	28	63	A
2001	W	49	42	A
2002	L	14	41	A
2003	L	0	35	A
2004	L	13	16	H
2005	L	20	44	H
2006	L	10	48	A
2007	L	31	55	H
2008	L	28	35	A
2009	W	51	42	H
2010	L	31	52	A
2011	L	30	53	H
2012	W	17	14[OT]	A
2013	W	26	20	H

2014	L	16	45	A
2015	L	36	38	H
2016	W	52	27	A
2017	W	49	7	H
2018	W	38	31[OT]	A
Oregon State (57-25-3)				
<u>Season</u>	<u>Result</u>	<u>Stanford</u>	<u>OSU</u>	<u>Site</u>
1919	W	14	6	A
1921	W	14	7	H
1922	W	6	0	A
1925	W	26	10	H
1927	W	24	6	A
1929	W	40	7	H
1930	W	13	7	H
1931	W	25	7	H
1932	W	27	0	A
1934	W	17	0	H
1936	W	20	14	A
1937	T	0	0	H
1938	L	0	6	A
1939	L	0	12	H
1940	W	23	14	H
1941	L	0	10	A
1942	W	49	13	H
1946	T	0	0	A
1947	L	7	13	H
1949	W	27	7	H
1950	W	21	0	H
1951	W	35	14	H
1952	W	41	28	A
1953	W	21	0	H
1955	L	0	10	A
1956	L	19	20	H
1957	L	14	24	A
1958	L	16	24	H
1959	W	39	22	A
1960	L	21	25	H
1961	W	34	0	A
1962	L	0	27	H
1963	L	7	10	A
1964	W	16	7	H
1967	L	7	13	A
1968	L	7	29	H
1969	W	33	0	A
1970	W	48	10	H
1971	W	31	24	A
1972	W	17	11	H
1973	W	24	23	A
1974	W	17	13	A
1975	W	28	22	A
1976	W	24	3	H
1977	W	26	7	A
1978	W	24	6	H
1979	L	31	33	A
1980	W	54	13	H
1981	W	63	9	A
1982	W	45	5	H
1983	L	18	31	A
1984	W	28	21	A
1985	W	39	24	H
1986	W	17	7	A
1987	W	38	7	A
1988	T	20	20	H
1989	L	16	20	A
1990	W	37	3	H

1991	W	40	10	H
1992	W	27	21	A
1993	W	31	27	H
1994	W	35	29	A
1995	W	24	3	H
1996	L	12	26	A
1997	W	27	24	A
1998	L	23	30	H
1999	W	21	17	H
2000	L	6	38	A
2002	L	21	31	H
2003	L	3	43	A
2004	L	19	24	H
2005	W	20	17	A
2006	L	7	30	H
2007	L	6	23	A
2008	W	36	28	H
2009	L	28	38	A
2010	W	38	0	H
2011	W	38	13	A
2012	W	27	23	H
2013	W	20	12	A
2014	W	38	14	H
2015	W	42	24	A
2016	W	26	15	H
2017	W	15	14	A
2018	W	48	17	H
Pacific (4-1-0)				
<u>Season</u>	<u>Result</u>	<u>Stanford</u>	<u>UOP</u>	<u>Site</u>
1953	L	20	25	H
1954	W	13	12	A
1955	W	33	14	H
1959	W	21	6	H
1968	W	24	0	A
Penn State (1-4-0)				
<u>Season</u>	<u>Result</u>	<u>Stanford</u>	<u>PSU</u>	<u>Site</u>
1973	L	6	20	H
1974	L	20	24	A
1975	L	14	34	A
1976	L	12	15	A
1993	W	24	3	N
Pitt (2-2-0)				
<u>Season</u>	<u>Result</u>	<u>Stanford</u>	<u>Pitt</u>	<u>Site</u>
1922	L	7	16	H
1928	W	7	6	N
1932	L	0	7	A
2018	W	14	13	N
Purdue (1-3-0)				
<u>Season</u>	<u>Result</u>	<u>Stanford</u>	<u>PU</u>	<u>Site</u>
1969	L	35	36	A
1970	L	14	26	H
1981	L	19	27	A
1982	W	35	14	A
Rice (3-3-0)				
<u>Season</u>	<u>Result</u>	<u>Stanford</u>	<u>Rice</u>	<u>Site</u>
1957	L	7	34	A
1958	L	7	30	H
1963	L	13	23	A
1964	W	34	7	H
2016	W	41	17	H
2017	W	62	7	N

Sacramento State (1-0-0)				
<u>Season</u>	<u>Result</u>	<u>Stanford</u>	<u>SS</u>	<u>Site</u>
2010	W	52	17	H
Saint Mary's (4-1-0)				
<u>Season</u>	<u>Result</u>	<u>Stanford</u>	<u>SMC</u>	<u>Site</u>
1919	W	34	0	H
1920	W	41	0	H
1921	W	10	7	H
1922	W	9	0	H
1927	L	0	16	H
San Diego State (4-2-0)				
<u>Season</u>	<u>Result</u>	<u>Stanford</u>	<u>SDSU</u>	<u>Site</u>
1985	L	22	41	A
1986	W	17	10	H
1987	W	44	40	A
1988	W	31	10	H
2017	L	17	20	A
2018	W	31	10	H
San Francisco (8-0-0)				
<u>Season</u>	<u>Result</u>	<u>Stanford</u>	<u>USF</u>	<u>Site</u>
1932	W	20	7	A
1933	W	20	13	A
1934	W	3	0	H
1935	W	10	0	A
1940	W	27	0	A
1941	W	42	26	H
1946	W	33	7	H
1950	W	55	7	H
San Jose State (52-14-1)				
<u>Season</u>	<u>Result</u>	<u>Stanford</u>	<u>SJSU</u>	<u>Site</u>
1900	W	35	0	A
1900	W	24	0	H
1933	W	27	0	H
1934	W	48	0	H
1935	W	35	0	H
1948	W	26	20	H
1949	W	49	0	H
1950	W	33	16	H
1951	W	26	13	H
1952	W	35	13	H
1953	W	54	0	H
1954	L	14	19	H
1955	W	34	18	H
1956	W	40	20	H
1957	W	46	7	H
1959	W	54	38	H
1960	L	20	34	H
1961	W	17	6	H
1962	W	21	9	H
1963	W	29	13	H
1964	W	10	8	H
1965	W	26	6	H
1966	W	25	21	H
1967	W	28	14	H
1968	W	68	20	H
1969	W	63	21	H
1970	W	34	3	H
1971	L	12	13	H
1972	W	44	0	H
1973	W	23	12	H
1974	T	21	21	H
1975	L	34	36	H



1976	W	28	23	H
1977	W	31	26	H
1978	W	38	9	H
1979	W	45	29	H
1980	W	35	21	H
1981	L	6	28	H
1982	L	31	35	H
1983	L	10	23	H
1984	W	28	27	H
1985	W	41	7	H
1986	W	28	10	H
1987	L	17	24	H
1988	W	44	12	H
1989	L	33	40	H
1990	L	23	29	H
1992	W	37	13	H
1993	W	31	28	H
1994	W	51	20	H
1995	W	47	33	A
1996	W	25	2	H
1997	W	28	12	H
1998	L	23	35	H
1999	L	39	44	H
2000	L	27	40	H
2001	W	41	14	A
2002	W	63	26	H
2003	W	31	10	H
2004	W	43	3	H
2006	L	34	35	A
2007	W	37	0	H
2008	W	23	10	H
2009	W	42	17	H
2011	W	57	3	H
2012	W	20	17	H
2013	W	34	13	H
Santa Clara (22-11-2)				
Season	Result	Stanford	SCU	Site
1912	L	10	15	H
1914	W	13	0	H
1915	W	30	0	S.F.
1916	L	5	38	H
1917	W	15	11	H
1918	W	13	0	H
1920	W	21	7	A
1922	W	7	0	H
1923	W	55	6	H
1924	W	20	0	H
1925	W	20	3	H
1926	W	33	14	H
1927	L	6	13	H
1928	W	31	0	H
1929	L	7	13	H
1930	W	20	0	H
1931	W	6	0	H
1932	W	14	0	H
1933	W	7	0	H
1934	T	7	7	H
1935	W	9	6	H
1936	L	0	13	H
1937	L	7	13	H
1938	L	0	22	H
1939	L	7	27	H
1940	W	7	6	H
1941	W	27	7	H
1942	L	6	14	S.F.

1946	W	33	27	H
1947	L	7	13	H
1948	L	14	27	H
1949	T	7	7	H
1950	W	23	13	H
1951	W	21	14	H
1952	W	28	13	H
SMU (1-0-0)				
Season	Result	Stanford	SMU	Site
1936	W	7	0	N
Texas (2-2-0)				
Season	Result	Stanford	UT	Site
1985	L	34	38	H
1986	W	31	20	A
1999	L	17	69	A
2000	W	27	24	H
Texas A&M (0-1-0)				
Season	Result	Stanford	TAMU	Site
1992	L	7	10	N
TCU (0-3-0)				
Season	Result	Stanford	TCU	Site
2007	L	36	38	H
2008	L	14	31	A
2017	L	37	39	N
Tulane (7-1-0)				
Season	Result	Stanford	TU	Site
1961	W	9	7	H
1962	W	6	3	A
1965	W	16	0	A
1966	W	33	14	H
1977	W	21	17	A
1978	W	17	14	H
1979	L	10	33	A
1980	W	19	14	H
UC Davis (3-1-0)				
Season	Result	Stanford	UCD	Site
1932	W	59	0	H
2005	L	17	20	H
2014	W	45	0	H
2018	W	30	10	H
UCF (1-0-0)				
Season	Result	Stanford	UCF	Site
2015	W	31	7	H
UCLA (42-45-3)				
Season	Result	Stanford	UCLA	Site
1925	W	82	0	H
1928	W	45	7	H
1929	W	57	0	A
1930	W	20	0	H
1931	W	12	6	H
1932	L	6	13	A
1933	W	3	0	H
1934	W	27	0	A
1935	L	6	7	H
1936	W	19	6	A
1937	W	12	7	H
1938	L	0	6	A

1939	T	14	14	H
1940	W	20	14	A
1941	W	33	0	H
1942	L	7	21	H
1946	L	6	26	A
1947	L	6	39	H
1948	W	34	14	A
1949	L	7	14	H
1950	L	7	21	A
1951	W	21	7	H
1952	L	14	24	A
1953	W	21	20	H
1954	L	0	72	A
1955	L	13	21	H
1956	L	13	14	A
1957	W	20	6	H
1958	W	21	19	A
1959	L	13	55	H
1960	L	8	26	A
1961	L	0	20	H
1962	W	17	7	A
1963	L	9	10	H
1964	L	20	27	A
1965	L	13	30	H
1966	L	0	10	A
1967	L	16	21	H
1968	L	17	20	A
1969	T	20	20	H
1970	W	9	7	A
1971	W	20	9	H
1972	L	23	28	A
1973	L	13	59	H
1974	T	13	13	A
1975	L	23	31	H
1976	L	20	38	A
1977	W	32	28	H
1978	L	26	27	A
1979	W	27	24	H
1980	L	21	35	A
1981	W	26	23	H
1982	L	35	38	A
1983	L	21	39	H
1984	W	23	21	A
1985	L	9	34	H
1986	W	28	23	A
1987	L	0	49	H
1988	L	17	27	A
1989	W	17	14	H
1990	L	31	32	A
1991	W	27	10	H
1992	W	19	7	A
1993	L	25	28	H
1994	L	30	31	A
1995	L	28	42	H
1996	W	21	20	A
1997	L	7	27	H
1998	L	24	28	A
1999	W	42	32	H
2000	L	35	37	A
2001	W	38	28	H
2002	L	18	28	A
2003	W	21	14	H
2004	L	0	21	A
2005	L	27	30	H
2006	L	0	31	A
2007	L	17	45	H

2008	L	20	23	A
2009	W	24	16	H
2010	W	35	0	A
2011	W	45	19	H
2012	W	35	17	A
2012	W	27	24	H
2013	W	24	10	H
2014	W	31	10	A
2015	W	56	35	H
2016	W	22	13	A
2017	W	58	34	H
2018	W	49	42	A
USC (33-62-3)				
Season	Result	Stanford	USC	Site
1905	W	16	0	H
1919	L	0	13	A
1920	L	0	10	A
1922	L	0	6	H
1923	L	7	14	H
1925	W	13	9	A
1926	W	13	12	A
1927	T	13	13	H
1928	L	0	10	A
1929	L	0	7	H
1930	L	12	41	A
1931	L	0	19	A
1932	L	0	13	H
1933	W	13	0	A
1934	W	16	0	H
1935	W	3	0	A
1936	L	7	14	H
1937	W	7	6	A
1938	L	2	13	H
1939	L	0	33	A
1940	W	21	7	H
1941	W	13	0	A
1942	W	14	6	S.F.
1946	L	20	28	H
1947	L	0	14	A
1948	L	6	7	H
1949	W	34	13	A
1950	T	7	7	H
1951	W	27	20	A
1952	L	7	54	H
1953	L	20	23	A
1954	L	7	21	H
1955	W	28	20	A
1956	W	27	19	H
1957	W	35	7	A
1958	L	6	29	H
1959	L	28	30	A
1960	L	6	21	H
1961	L	15	30	A
1962	L	14	39	H
1963	L	11	25	A
1964	L	10	15	H
1965	L	0	14	A
1966	L	7	21	H
1967	L	0	30	A
1968	L	24	27	H
1969	L	24	26	A
1970	W	24	14	H
1971	W	33	18	A
1972	L	21	30	H
1973	L	26	27	A



Series History



1974	L	10	34	H
1975	W	13	10	A
1976	L	24	48	H
1977	L	0	49	A
1978	L	7	13	H
1979	T	21	21	A
1980	L	9	34	H
1981	L	17	25	A
1982	L	21	41	H
1983	L	7	30	A
1984	L	11	20	H
1985	L	6	30	A
1986	L	0	10	A
H 1987	L	24	39	A
1988	L	20	24	H
1989	L	0	19	A
1990	L	22	37	H
1991	W	24	21	A
1992	W	23	9	H
1993	L	20	48	A
1994	L	20	27	H
1995	L	30	31	A
1996	W	24	20	H
1997	L	21	45	A
1998	L	9	34	H
1999	W	35	31	A
2000	W	32	30	H
2001	W	21	16	A
2002	L	17	49	H
2003	L	21	44	A
2004	L	28	31	H
2005	L	21	51	A
2006	L	0	42	H
2007	W	24	23	A
2008	L	23	45	H
2009	W	55	21	A
2010	W	37	35	H
2011	W	56	48 [30T]	A
2012	W	21	14	H
2013	L	17	20	A
2014	L	10	13	H
2015	W	41	31	A
2015	W	41	22	N
2016	W	27	10	H
2017	L	24	42	A
2017	L	28	31	N
2018	W	17	3	H

Utah (4-5-0)				
Season	Result	Stanford	Utah	Site
1902	W	35	11	A
1924	W	30	0	N
1989	L	24	27	H
1995	W	27	20	A
1996	L	10	17	H
2013	L	21	27	A
2014	L	17	20 [20T]	H
2017	W	23	20	A
2018	L	21	40	H

Utah Agriculture (1-0-0)				
Season	Result	Stanford	UA	Site
1904	W	57	0	H

Virginia Tech (1-0-0)				
Season	Result	Stanford	VT	Site
2011	W	40	12	N

Wake Forest (1-1-0)				
Season	Result	Stanford	WF	Site
2009	L	17	24	A
2010	W	68	24	H

Washington (42-43-4)				
Season	Result	Stanford	UW	Site
1893	W	40	0	A
1920	W	3	0	A
1921	T	0	0	A
1922	L	8	12	H
1925	L	0	13	A
1926	W	29	10	H
1927	W	13	7	A
1928	W	12	0	H
1929	W	6	0	A
1930	W	25	7	H
1931	T	0	0	A
1932	L	13	18	H
1933	L	0	6	A
1934	W	24	0	H
1935	W	6	0	A
1936	T	14	14	H
1937	W	13	7	A
1938	L	7	10	H
1939	L	5	8	A
1940	W	20	10	H
1941	W	13	7	A
1942	W	20	7	S.F.
1946	L	15	21	H
1947	L	0	25	A
1948	W	20	0	H
1949	W	40	0	A
1950	L	7	21	H
1951	W	14	7	A
1952	L	14	27	H
1953	W	13	7	A
1954	W	13	7	H
1955	T	7	7	A
1956	L	13	34	H
1957	W	21	14	A
1958	W	22	12	H
1959	L	0	10	A
1960	L	10	29	H
1961	L	0	13	A
1962	L	0	14	H
1963	L	11	19	A
1964	L	0	6	H
1965	L	8	41	A
1966	L	20	22	H
1967	W	14	7	A
1968	W	35	20	H
1969	W	21	7	A
1970	W	29	22	H
1971	W	17	6	A
1972	W	24	0	H
1973	W	23	14	A
1974	W	34	17	H
1975	W	24	21	A
1976	W	34	28	H
1977	L	21	45	A
1978	L	31	34	H

1980	L	24	27	H
1981	L	31	42	A
1982	W	43	31	H
1983	L	15	32	A
1984	L	15	37	H
1985	L	0	34	A
1986	L	14	24	H
1987	L	21	31	A
1988	L	25	28	A
1990	L	16	52	H
1991	L	7	42	H
1992	L	7	41	A
1993	L	14	31	A
1994	W	46	28	H
1995	L	28	38	H
1996	L	6	27	A
1999	L	30	35	A
2000	L	28	31	H
2001	L	28	42	A
2003	L	17	28	A
2004	W	27	13	H
2006	W	20	3	A
2007	L	9	27	H
2008	W	35	28	A
2009	W	34	14	H
2010	W	41	0	A
2011	W	65	21	H
2012	L	13	17	A
2013	W	31	28	H
2014	W	20	13	A
2015	W	31	14	H
2016	L	6	44	A
2017	W	30	22	H
2018	L	23	27	A

Washington State (40-28-1)				
Season	Result	Stanford	WSU	Site
1936	L	13	14	A
1937	W	23	0	H
1938	W	8	0	H
1939	L	0	7	H
1940	W	26	14	A
1941	L	13	14	H
1942	L	0	6	H
1946	W	27	26	H
1948	L	7	14	A
1950	W	28	18	H
1951	W	21	13	A
1952	W	14	13	H
1953	W	48	19	H
1954	L	26	30	H
1956	W	40	26	A
1957	L	18	21	H
1958	L	6	40	A
1959	L	19	36	H
1960	L	14	15	A
1961	L	0	30	H
1962	L	6	21	A
1963	L	15	32	H
1964	L	23	29	A
1967	W	31	10	H
1968	T	21	21	A
1969	W	49	0	H
1970	W	63	16	A
1971	L	23	24	H
1972	L	13	27	A

1973	W	45	14	H
1974	W	20	18	A
1975	W	54	14	H
1976	W	22	16	A
1977	W	31	29	H
1978	W	43	27	A
1980	W	48	34	A
1982	W	31	26	A
1984	L	42	49	H
1986	W	42	12	H
1987	W	44	7	A
1988	L	21	24	H
1989	L	13	31	A
1990	W	31	13	H
1991	W	49	14	A
1992	W	40	3	H
1995	W	36	28	A
1996	W	33	17	H
1997	L	28	38	A
1998	W	38	28	H
1999	W	54	17	H
2000	W	24	10	A
2001	L	39	45	H
2002	L	11	36	H
2003	L	14	24	H
2004	W	23	17	A
2005	W	24	21	A
2006	L	10	36	H
2007	L	17	33	A
2008	W	58	0	H
2009	W	39	13	A
2010	W	38	28	H
2011	W	44	14	A
2012	W	24	17	H
2013	W	55	17	A
2014	W	34	17	H
2015	W	30	28	A
2016	L	16	42	H
2017	L	21	24	A
2018	L	38	41	H

West Virginia (1-0-0)				
Season	Result	Stanford	WVU	Site
1972	W	41	35	H

Willamette (1-0-0)				
Season	Result	Stanford	WU	Site
1905	W	12	0	H

Wisconsin (1-4-1)				
Season	Result	Stanford	WIS	Site
1959	L	14	16	A
1960	L	7	24	H
1995	T	24	24	H
1996	L	0	14	A
1999	L	9	17	N
2013	W	20	14	N

# Season-by-Season Results



**1891 (3-1)**  
 Captain • John R. Whittemore

Jan. 30	Hopkins Academy.....	W	10-6
Feb. 6	Berkeley Gym.....	W	22-0
Feb. 13	Olympic Club.....	L	6-10
March 19	California ••.....	W	14-10

• San Jose, Calif.  
 •• San Francisco, Calif. (Haight Street Grounds)

**1892 (1-0-2)**  
 Coach • Walter Camp  
 Captain • Carl L. "Clem" Clemens

Nov. 30	Olympic Club.....	W	20-5
Dec. 11	Olympic Club •.....	T	14-14
Dec. 17	California •.....	T	10-10

• San Francisco, Calif. (Haight Street Grounds)

**1893 (8-0-1)**  
 Coach • C.D. "Pop" Bliss  
 Captain • J.F. Wilson

Nov. 4	Olympic Club •.....	W	46-0
Nov. 11	Reliance Club ••.....	W	34-0
Nov. 18	Olympic Club •.....	W	24-11
Nov. 30	California •.....	T	6-6
Dec. 16	Reliance Club •.....	W	18-0
Dec. 25	at Tacoma.....	W	48-0
Dec. 27	at Port Townsend.....	W	50-0
Dec. 29	at Washington.....	W	40-0
Jan. 1	at Multnomah ••.....	W	18-0

• San Francisco, Calif. (Haight Street Grounds)  
 •• San Jose, Calif.  
 ••• Portland, Ore.

**1894 (6-3)**  
 Coach • Walter Camp  
 Captain • Paul M. Downing

Oct. 20	Reliance Athletic Club •.....	L	4-12
Oct. 27	at Santa Cruz.....	W	14-4
Nov. 3	Reliance Club •.....	L	6-12
Nov. 10	at Sacramento Club.....	W	6-0
Nov. 14	Reliance Athletic Club.....	W	20-0
Nov. 29	California •.....	W	6-0
Dec. 25	Chicago •.....	L	4-24
Dec. 29	Chicago ••.....	W	12-0
Jan. 1	at Los Angeles Athletic Club.....	W	28-0

• San Francisco, Calif. (Haight Street Grounds)  
 •• Los Angeles, Calif.

**1895 (4-0-1)**  
 Coach • Walter Camp  
 Captain • Guy H. Cochran

Oct. 19	Olympic Club.....	W	4-0
Oct. 22	Reliance Athletic Club.....	W	8-0
Nov. 5	Olympic Club •.....	W	10-2
Nov. 16	Olympic Club.....	W	6-0
Nov. 28	California •.....	T	6-6

• San Francisco, Calif. (Central Park at 8th and Market)

**1896 (2-1-1)**  
 Coach • Harold P. "Harry" Cross  
 Captain • Charles M. Fickert

Oct. 10	Olympic Club •.....	T	0-0
Oct. 24	Reliance Athletic Club.....	W	10-0
Oct. 31	Olympic Club •.....	L	0-4
Nov. 26	California •.....	W	20-0

• San Francisco, Calif. (Central Park at 8th and Mission)

**1897 (4-1)**  
 Coach • George H. Brooke  
 Captain • Stewart W. Cotton

Oct. 9	Reliance Athletic Club •.....	W	6-4
Oct. 23	Reliance Athletic Club •.....	W	8-6
Oct. 30	Reliance Athletic Club ••.....	W	12-6
Nov. 13	Reliance Athletic Club •.....	L	0-10
Nov. 25	California.....	W	28-0

• San Francisco, Calif. (Recreation Grounds)  
 •• at San Jose, Calif.

**1898 (5-3-1)**  
 Coach • Harold P. Cross  
 Captain • Forrest S. Fisher

Sept. 30	Washington Volunteers.....	W	22-0
Oct. 5	Kansas Volunteers.....	W	10-0
Oct. 8	Olympic Club •.....	W	22-0
Oct. 14	Kansas Volunteers.....	W	15-11
Oct. 20	Iowa Volunteers.....	L	0-6
Oct. 28	League of the Cross.....	W	18-5
Nov. 5	Olympic Club •.....	T	6-6
Nov. 8	Olympic Club •.....	L	0-12
Nov. 24	California •.....	L	0-22

• San Francisco, Calif. (Recreation Grounds)

**1899 (2-5-2)**  
 Coach • B.C. "Burr" Chamberlain  
 Captain • Chester G. "Chet" Murphy

Sept. 7	Olympic Club •.....	T	0-0
Oct. 5	Olympic Club •.....	T	0-0
Oct. 7	Olympic Club •.....	L	5-6
Oct. 27	Olympic Club.....	L	5-16
Nov. 11	Nevada.....	W	17-5
Nov. 27	Olympic Club •.....	L	0-10
Nov. 30	California •.....	L	0-30
Dec. 16	at Multnomah Club ••.....	L	6-11
Dec. 25	at All-Seattle.....	W	28-0

• San Francisco, Calif.  
 •• Portland, Ore.

**1900 (7-2-1)**  
 Coach • Fielding H. Yost  
 Captain • William W. Burnett

Sept. 29	Reliance Athletic Club.....	W	6-0
Oct. 11	at San Jose Normal.....	W	35-0
Oct. 13	Reliance Club •.....	W	6-0
Oct. 20	San Jose Normal.....	W	24-0
Oct. 26	Stanford Alumni.....	L	0-14
Nov. 3	Reliance Athletic Club.....	W	44-0
Nov. 10	Oregon.....	W	34-0
Nov. 17	Nevada.....	L	0-6
Nov. 29	California.....	W	5-0
Dec. 25	at Multnomah Club ••.....	T	0-0

• San Francisco, Calif.  
 •• Portland, Ore.

**1901 (3-2-2)**  
 Coach • Charles M. Fickert  
 Captain • R.S. Fischer

Sept. 7	Olympic Club.....	W	6-0
Oct. 5	Reliance Club •.....	T	0-0
Oct. 12	Olympic Club •.....	T	6-6
Oct. 26	Reliance Club.....	W	10-0
Nov. 2	Nevada.....	W	12-0
Nov. 9	California •.....	L	0-2
Jan. 1	vs. Michigan ••.....	L	0-49

• San Francisco, Calif.  
 •• Pasadena, Calif. (Rose Bowl)

**1902 (6-1)**  
 Coach • Carl L. "Clem" Clemens  
 Captain • H.S. "Tubby" Lee

Sept. 27	Reliance Athletic Club.....	W	12-0
Oct. 4	Stanford Alumni.....	W	18-0
Oct. 11	Reliance Club.....	W	12-0
Oct. 27	Nevada.....	W	11-5
Nov. 1	Reliance Athletic Club.....	W	23-5
Nov. 8	California •.....	L	0-16
Nov. 27	at Utah.....	W	35-11

• at San Francisco, Calif.

**1903 (8-0-3)**  
 Coach • James F. Lanagan  
 Captain • Louis P. "Little Bansie" Bansbach

Sept. 19	Reliance Athletic Club.....	T	0-0
Sept. 26	Pensacola.....	W	17-0
Oct. 3	Reliance Club.....	W	34-0
Oct. 10	Pensacola.....	W	34-0
Oct. 15	Fort Baker.....	W	57-0
Oct. 24	Nevada.....	T	0-0
Oct. 28	Chemawa Indians.....	W	33-0
Oct. 31	Reliance Club.....	W	17-0
Nov. 7	Multnomah Club.....	W	11-0
Nov. 14	California •.....	T	6-6
Nov. 28	Sherman Indians ••.....	W	18-0

• San Francisco, Calif. (Richmond Field)  
 •• Los Angeles, Calif.

**1904 (7-2-1)**  
 Coach • James F. Lanagan  
 Captain • George H. Clark

Sept. 19	Olympic Club.....	L	0-5
Sept. 26	Pensacola.....	W	34-0
Oct. 1	Olympic Club.....	W	12-0
Oct. 8	Sherman Indians.....	L	0-5
Oct. 12	Multnomah Club.....	T	0-0
Oct. 20	Nevada.....	W	17-0
Oct. 29	Oregon.....	W	35-0
Nov. 5	Utah Agricultural College.....	W	57-0
Nov. 12	at California.....	W	18-0
Nov. 24	at Colorado.....	W	33-0

**1905 (8-0)**  
 Coach • James F. Lanagan  
 Captain • A.J. "Bull" Chalmers

Sept. 23	St. Vincent.....	W	10-0
Sept. 30	Willamette.....	W	12-0
Oct. 7	15th Infantry.....	W	51-0
Oct. 14	Oregon.....	W	10-4
Oct. 21	Nevada.....	W	21-0
Oct. 28	Sherman Indians •.....	W	6-4
Nov. 4	USC.....	W	16-0
Nov. 11	California.....	W	12-5

• Los Angeles, Calif.

**1906 (6-2-1) • Rugby**  
 Coach • James F. Lanagan  
 Captain • Edmund Plowden "Stump" Stott

Oct. 20	Nevada.....	W	11-0
Oct. 27	Pomona.....	W	26-0
Oct. 31	Vancouver.....	W	5-3
Nov. 3	Vancouver.....	W	16-6
Nov. 10	California.....	W	6-3
Dec. 25	at Vancouver.....	L	9-11
Dec. 29	at Vancouver.....	L	0-3
Jan. 1	at Vancouver.....	T	3-3
Jan. 5	Victoria ••.....	W	11-0

• Los Angeles, Calif.  
 •• Seattle, Wash.

**1907 (8-4) • Rugby**  
 Coach • James F. Lanagan  
 Captain • William "Dutch" Koerner

Sept. 28	Barbarians.....	W	10-6
Oct. 5	Castaways of Los Angeles.....	W	15-11
Oct. 18	Barbarians •.....	W	16-13
Oct. 23	Nevada •.....	W	31-0
Oct. 28	Barbarians •.....	L	6-13
Oct. 30	Vancouver •.....	W	23-12
Nov. 2	Vancouver •.....	W	5-3
Nov. 9	California.....	W	21-11
Dec. 25	at Vancouver.....	L	0-3
Dec. 28	at Vancouver.....	W	3-0
Jan. 1	at Vancouver.....	L	5-9
Jan. 4	at Victoria.....	L	3-12

• Los Angeles, Calif.

**1908 (12-2) • Rugby**  
 Coach • James F. Lanagan  
 Captain • David P. "Babe" Crawford

Sept. 19	Barbarians.....	W	22-0
Sept. 26	Olympic Club.....	W	28-0
Oct. 3	Barbarians.....	W	24-0
Oct. 10	Olympic Club.....	W	12-3
Oct. 17	Barbarians.....	W	28-3
Oct. 24	at Nevada •.....	W	14-0
Oct. 31	at Nevada •.....	W	26-0
Nov. 4	Vancouver.....	L	3-11
Nov. 7	Vancouver.....	W	11-3
Nov. 14	at California.....	W	12-3
Dec. 25	at Vancouver ••.....	W	11-0
Dec. 29	at Vancouver ••.....	W	10-3
Jan. 1	at Vancouver ••.....	W	16-10
Feb. 10	Australian Wallabies.....	L	3-13

• Reno, Nevada  
 •• Vancouver, Canada (Stanley Park)

**1909 (8-1) • Rugby**  
 Coach • George J. "Pres" Presley  
 Captain • Mowatt M. "Mow" Mitchell

Sept. 18	Barbarians.....	W	16-0
Sept. 25	Olympics.....	W	3-0
Oct. 2	Barbarians.....	W	11-0
Oct. 9	Olympics.....	W	15-0
Oct. 23	Castaways •.....	W	41-0
Oct. 30	Reliance Club.....	W	59-0
Nov. 3	Vancouver.....	W	56-0
Nov. 6	Vancouver.....	W	19-3
Nov. 13	California.....	L	13-19

• Los Angeles, Calif.

**1910 (7-1) • Rugby**  
 Coach • George J. Presley  
 Captain • Kenneth L. "Kenny" Dole

Sept. 17	Olympics.....	W	4-0
Sept. 24	Barbarians.....	W	21-0
Oct. 1	Olympics.....	W	19-0
Oct. 8	Barbarians.....	W	34-0
Oct. 22	Nevada.....	W	8-0
Oct. 29	Barbarians.....	W	60-0
Nov. 5	Olympics.....	W	27-0
Nov. 12	California.....	L	6-25

# Season-by-Season Results



1911 (10-3) • Rugby  
Coach • George J. Presley  
Captain • Benjamin E. Erb

Sept. 16	Barbarians.....	W	23-3
Sept. 23	Olympics .....	W	19-0
Sept. 30	Barbarians.....	W	31-3
Oct. 7	Olympics .....	W	16-0
Oct. 14	Nevada .....	W	41-0
Oct. 21	USC .....	W	6-3
Oct. 28	Olympics .....	W	39-3
Nov. 1	British Columbia.....	W	27-3
Nov. 4	British Columbia.....	L	5-6
Nov. 11	California.....	L	3-21
Nov. 15	at Vancouver .....	L	6-13
Nov. 22	at Vancouver.....	W	10-5
Nov. 25	at Vancouver .....	W	9-0

1912 (5-3-1) • Rugby  
Coach • George J. Presley  
Captain • Louis Cass

Sept. 28	Barbarians.....	W	12-0
Oct. 5	Olympics .....	W	17-0
Oct. 12	Australian Waratahs .....	L	0-6
Oct. 16	Australian Waratahs .....	W	13-12
Oct. 19	at USC .....	W	14-0
Oct. 23	Santa Clara.....	L	10-15
Oct. 26	Barbarians.....	L	0-6
Nov. 2	Olympics .....	W	19-0
Nov. 9	at California .....	T	3-3

1913 (8-3) • Rugby  
Coach • Floyd C. Brown  
Captain • James H. Thoburn

Sept. 13	Olympics .....	L	3-5
Sept. 20	Barbarians.....	W	88-3
Sept. 27	U.C. Club.....	W	13-3
Oct. 4	Barbarians.....	W	18-0
Oct. 11	Olympics .....	W	29-3
Oct. 15	New Zealand All Blacks.....	L	0-54
Oct. 18	New Zealand All Blacks.....	L	0-56
Oct. 25	Barbarians.....	W	21-5
Nov. 1	Olympics .....	W	19-12
Nov. 8	California.....	W	13-8
Nov. 22	at USC.....	W	10-0

1914 (10-0) • Rugby  
Coach • Floyd C. Brown  
Captain • Frank J. "Deke" Gard

Sept. 12	Olympic Club .....	W	17-0
Sept. 19	Barbarians.....	W	31-3
Sept. 26	University Alumni .....	W	61-8
Oct. 3	Barbarians.....	W	19-4
Oct. 10	Olympic Club .....	W	19-5
Oct. 17	Titans.....	W	35-6
Oct. 24	Santa Clara.....	W	13-0
Oct. 31	University Alumni .....	W	31-3
Nov. 7	Olympic Club .....	W	36-6
Nov. 14	at California .....	W	26-8

1915 (10-0-1) • Rugby  
Coach • Floyd C. Brown  
Captain • Daniel B. "Danny" Carroll

Sept. 11	Olympic Club .....	T	0-0
Sept. 18	Barbarians.....	W	31-6
Sept. 25	Titan Club.....	W	18-0
Oct. 2	Olympic Club .....	W	48-13
Oct. 9	Barbarians.....	W	80-0
Oct. 16	Olympic Club .....	W	49-8
Oct. 20	Palo Alto Athletic Club.....	W	28-3
Oct. 23	Palo Alto Athletic Club.....	W	36-18
Oct. 30	Southern California All-Stars ..	W	21-5
Nov. 6	Olympic Club .....	W	29-11
Nov. 13	Santa Clara •.....	W	30-0

• San Francisco, Calif. (Ewing Field)

1916 (9-1) • Rugby  
Coach • Floyd C. Brown  
Captain • Joseph R. Braden

Sept. 9	Olympic Club .....	W	9-8
Sept. 16	Barbarians.....	W	43-0
Sept. 23	Olympic Club .....	W	38-16
Sept. 30	Palo Alto Athletic Club.....	W	13-8
Oct. 7	Olympic Club .....	W	39-16
Oct. 14	Palo Alto Athletic Club.....	W	19-8
Oct. 21	Presley's All-Stars.....	W	35-6
Oct. 28	Palo Alto Athletic Club.....	W	26-9
Nov. 4	Olympic Club .....	W	29-0
Nov. 11	Santa Clara •.....	L	5-28

• San Francisco, Calif. (Ewing Field)

1917 (1-0)  
Coach • Jim Wylie  
Captain • Henry S. Pettingill

Sept. 9	Santa Clara.....	W	15-11
---------	------------------	---	-------

1918 (0-4)  
Unofficial Schedule  
Student Army Training Corps Team  
Coach • Lieutenant Arthur H. Badenoch  
Captain • Alfred P. "Pret" Holt

Nov. 9	Mare Island.....	L	0-80
Nov. 16	Mather Field .....	L	0-70
Nov. 23	at USC .....	L	8-25
Nov. 28	at California .....	L	0-67

• Pasadena, Calif. (Tournament Park)

1919 (4-3)  
Coach • Melbourne C. Evans  
Captain • Edgar R. "Reg" Caughley

Oct. 15	U.S.S. Boston .....	W	59-0
Oct. 17	Olympic Club .....	L	0-13
Oct. 26	at Agricultural College of Oregon ..	W	14-6
Nov. 1	Saint Mary's.....	W	34-0
Nov. 15	Santa Clara.....	W	13-0
Nov. 22	California.....	L	10-14
Nov. 27	at USC.....	L	0-13

1920 (4-3)  
Coach • Walter D. Powell  
Captain • C.A. "Art" Wilcox

Oct. 2	Saint Mary's.....	W	41-0
Oct. 7	Olympic Club .....	L	7-10
Oct. 16	at USC.....	L	0-10
Oct. 23	at Santa Clara .....	W	21-7
Oct. 30	Oregon .....	W	10-0
Nov. 6	at Washington .....	W	3-0
Nov. 20	at California .....	L	0-38

1921 (4-2-2)  
Coach • C.E. "Gene" Van Gent  
Captain • John C. "Jack" Patrick

Oct. 1	U.S. Marines .....	W	41-0
Oct. 8	Saint Mary's.....	W	10-7
Oct. 15	Olympic Club .....	W	7-0
Oct. 22	Pacific Fleet.....	L	7-27
Oct. 29	Oregon State.....	W	14-7
Nov. 5	at Washington .....	T	0-0
Nov. 12	Nevada .....	T	14-14
Nov. 19	California.....	L	7-42

1922 (4-5)  
Coach • Andrew "Andy" Kerr IV  
Captain • Dudley S. "Dud" DeGroot

Oct. 7	Olympic Club .....	L	9-27
Oct. 14	Santa Clara.....	W	7-0
Oct. 21	Saint Mary's.....	W	9-0
Oct. 28	at Oregon State.....	W	6-0
Nov. 4	Nevada .....	W	17-7
Nov. 11	USC .....	L	0-6
Nov. 18	Washington .....	L	8-12
Nov. 25	California.....	L	0-28
Dec. 30	Pitt.....	L	7-16

1923 (7-2)  
Coach • Andrew "Andy" Kerr IV  
Captain • John D. "Scotch" Campbell

Sept. 29	Mare Island.....	W	82-0
Oct. 6	Nevada .....	W	27-0
Oct. 13	Santa Clara.....	W	55-6
Oct. 20	at Occidental.....	W	42-0
Oct. 27	USC .....	L	7-14
Nov. 3	Olympic Club .....	W	40-7
Nov. 10	at Oregon .....	W	14-3
Nov. 17	Idaho .....	W	17-7
Nov. 24	at California .....	L	0-9

• Portland, Ore.

1924 (7-1-1)  
Coach • Glenn "Pop" Warner  
Captain • James W. "Jim" Lawson

Oct. 4	Occidental.....	W	20-6
Oct. 11	Olympic Club .....	W	7-0
Oct. 18	Oregon .....	W	28-13
Oct. 25	at Idaho •.....	W	3-0
Nov. 1	Santa Clara.....	W	20-0
Nov. 8	vs. Utah •.....	W	30-0
Nov. 15	Montana.....	W	41-3
Nov. 22	at California .....	T	20-20
Jan. 1	vs. Notre Dame ••.....	L	10-27

• Portland, Ore.  
• Berkeley, Calif.  
•• Pasadena, Calif. (Rose Bowl)

1925 (7-2)  
Coach • Glenn "Pop" Warner  
Captain • Ernie Nevers

Sept. 26	Olympic Club .....	L	0-9
Oct. 3	Santa Clara.....	W	20-3
Oct. 10	Occidental.....	W	28-0
Oct. 17	at USC.....	W	13-9
Oct. 24	Oregon State.....	W	26-10
Oct. 31	Oregon .....	W	35-13
Nov. 7	at Washington .....	L	0-13
Nov. 14	UCLA.....	W	82-0
Nov. 21	California.....	W	27-14

1926 (10-0-1)  
National Champions  
Coach • Glenn "Pop" Warner  
Captain • Frederick Swan

Sept. 18	Fresno State.....	W	44-0
Sept. 25	Cal Tech.....	W	13-0
Oct. 2	Occidental.....	W	19-0
Oct. 9	Olympic Club .....	W	7-3
Oct. 16	Nevada .....	W	33-9
Oct. 23	at Oregon .....	W	29-12
Oct. 30	at USC.....	W	13-12
Nov. 6	Santa Clara.....	W	33-14
Nov. 13	Washington .....	W	29-10
Nov. 20	at California .....	W	41-6
Jan. 1	vs. Alabama •.....	T	7-7

• Pasadena, Calif. (Rose Bowl)

1927 (8-2-1)  
Coach • Glenn "Pop" Warner  
Captain • J. Harold McCreery

Sept. 24	Fresno State.....	W	44-7
Sept. 29	Olympic Club .....	W	7-6
Oct. 1	Saint Mary's.....	L	0-16
Oct. 8	Nevada .....	W	20-2
Oct. 15	USC.....	T	13-13
Oct. 22	at Oregon State •.....	W	20-6
Oct. 29	Oregon .....	W	19-0
Nov. 5	at Washington .....	W	13-7
Nov. 12	Santa Clara.....	L	6-13
Nov. 19	California.....	W	13-6
Jan. 1	vs. Pitt ••.....	W	7-6

• Portland, Ore.  
•• Pasadena, Calif. (Rose Bowl)

1928 (8-3-1)  
Coach • Glenn "Pop" Warner  
Captain • Clifford P. "Biff" Hoffman

Sept. 15	YMI.....	L	0-6
Sept. 22	West Coast Army.....	W	21-8
Sept. 29	Olympic Club .....	L	6-12
Oct. 6	at Oregon .....	W	26-12
Oct. 13	UCLA.....	W	45-7
Oct. 20	vs. Idaho •.....	W	47-0
Oct. 27	Fresno State.....	W	47-0
Nov. 3	at USC.....	L	0-10
Nov. 10	Santa Clara.....	W	31-0
Nov. 17	Washington .....	W	12-0
Nov. 24	at California .....	T	13-13
Dec. 1	vs. Army ••.....	W	26-0

• San Francisco, Calif.  
•• New York, N.Y. (Yankee Stadium)

# Season-by-Season Results



1929 (9-2)  
Coach • Glenn "Pop" Warner  
Captain • Donald F. "Mush" Muller

Sept. 21	West Coast Army.....	W	45-0
Sept. 28	Olympic Club .....	W	6-0
Oct. 5	Oregon .....	W	33-7
Oct. 12	at UCLA.....	W	57-0
Oct. 19	Oregon State.....	W	40-7
Oct. 26	USC.....	L	0-7
Nov. 2	Cal Tech.....	W	39-0
Nov. 9	at Washington.....	W	6-0
Nov. 16	Santa Clara.....	L	7-13
Nov. 23	California.....	W	21-6
Dec. 28	Army.....	W	34-13

1930 (9-1-1)  
Coach • Glenn "Pop" Warner  
Captain • Ray E. Tandy

Sept. 20	West Coast Army.....	W	32-0
Sept. 27	Olympic Club .....	W	18-0
Oct. 4	Santa Clara.....	W	20-0
Oct. 11	at Minnesota.....	T	0-0
Oct. 18	Oregon State.....	W	13-7
Oct. 25	at USC.....	L	12-41
Oct. 31	UCLA.....	W	20-0
Nov. 8	Washington.....	W	25-7
Nov. 15	Cal Tech.....	W	57-7
Nov. 22	at California.....	W	41-0
Nov. 29	Dartmouth.....	W	14-7

1931 (7-2-2)  
Coach • Glenn "Pop" Warner  
Captain • Harry Hillman

Sept. 19	West Coast Army.....	W	46-0
Sept. 26	Olympic Club .....	T	0-0
Oct. 3	Santa Clara.....	W	6-0
Oct. 10	Minnesota .....	W	13-0
Oct. 17	Oregon State.....	W	25-7
Oct. 24	at Washington.....	T	0-0
Oct. 31	UCLA.....	W	12-6
Nov. 7	at USC.....	L	0-19
Nov. 14	Nevada .....	W	26-0
Nov. 21	California.....	L	0-6
Nov. 28	vs. Dartmouth.....	W	32-6

• Cambridge, Mass.

1932 (6-4-1)  
Coach • Glenn "Pop" Warner  
Captains • Ernest W. Caddel, William F. Bates

Sept. 17	Olympic Club .....	W	6-0
Sept. 24	at San Francisco .....	W	20-7
Oct. 1	at Oregon State.....	W	27-0
Oct. 8	Santa Clara.....	W	14-0
Oct. 15	West Coast Army.....	W	26-0
Oct. 22	USC.....	L	0-13
Oct. 29	at UCLA.....	L	6-13
Nov. 5	Washington.....	L	13-18
Nov. 12	UC Davis .....	W	59-0
Nov. 19	at California .....	T	0-0
Nov. 26	at Pitt.....	L	0-7

• Portland, Ore.

1933 (8-2-1)  
Pacific Coast Conference Champions  
Coach • Claude E. "Tiny" Thornhill  
Captain • Ray E. Tandy

Sept. 23	San Jose State .....	W	27-0
Sept. 30	UCLA.....	W	3-0
Oct. 7	Santa Clara.....	W	7-0
Oct. 14	at Northwestern.....	T	0-0
Oct. 21	at San Francisco.....	W	20-13
Oct. 28	at Washington.....	L	0-6
Nov. 4	Olympic Club .....	W	21-0
Nov. 11	at USC.....	W	13-7
Nov. 18	Montana.....	W	33-7
Nov. 25	California.....	W	7-3
Jan. 1	vs. Columbia.....	L	0-7

• Chicago, Ill.  
• Pasadena, Calif. (Rose Bowl)

1934 (9-1-1)  
Pacific Coast Conference Champions  
Coach • Claude E. "Tiny" Thornhill  
Captain • Appointed by game

Sept. 22	San Jose State .....	W	48-0
Sept. 29	Santa Clara.....	T	7-7
Oct. 6	at Oregon State.....	W	17-0
Oct. 13	Northwestern.....	W	20-0
Oct. 21	at San Francisco.....	W	3-0
Oct. 27	USC.....	W	16-0
Nov. 3	at UCLA.....	W	27-0
Nov. 10	Washington.....	W	24-0
Nov. 17	Olympic Club .....	W	40-0
Nov. 24	at California .....	W	9-7
Jan. 1	vs. Alabama.....	L	13-29

• Portland, Ore.  
• Pasadena, Calif. (Rose Bowl)

1935 (8-1)  
Pacific Coast Conference Champions  
Coach • Claude E. "Tiny" Thornhill  
Captain • Robert A. "Bones" Hamilton

Sept. 28	San Jose State .....	W	35-0
Oct. 5	at San Francisco .....	W	10-0
Oct. 19	UCLA.....	L	6-7
Oct. 26	at Washington.....	W	6-0
Nov. 2	Santa Clara.....	W	9-6
Nov. 9	at USC.....	W	3-0
Nov. 16	Montana.....	W	32-0
Nov. 23	California.....	W	13-0
Jan. 1	vs. SMU.....	W	7-0

• Pasadena, Calif. (Rose Bowl)

• The AP began its college football poll in 1936.  
• Stanford's rank appears after the game date.

1936 (2-5-2)  
Coach • Claude E. "Tiny" Thornhill  
Captain • Earl M. Hoos

Sept. 26	Santa Clara.....	L	0-13
Oct. 3	at Washington State.....	L	13-14
Oct. 10	Oregon .....	T	7-7
Oct. 24	#6 USC.....	L	7-14
Oct. 31	at UCLA.....	W	19-6
Nov. 7	#6 Washington.....	T	14-14
Nov. 14	at Oregon State.....	W	20-14
Nov. 21	at California .....	L	0-20
Nov. 28	at Columbia .....	L	0-7

• Portland, Ore.

1937 (4-3-2)  
Coach • Claude E. "Tiny" Thornhill  
Captain • Grant B. Stone

Sept. 25	Santa Clara .....	L	7-13
Oct. 2	at Oregon.....	L	6-7
Oct. 9	UCLA.....	W	12-7
Oct. 23	at Washington.....	W	13-7
Oct. 30	Oregon State.....	T	0-0
Nov. 6	at USC.....	W	7-6
Nov. 13	Washington State.....	W	23-0
Nov. 20	#13 #2 California.....	L	0-13
Nov. 27	at Columbia.....	T	0-0

1938 (3-6)  
Coach • Claude E. "Tiny" Thornhill  
Captain • Appointed by game

Oct. 1	Santa Clara.....	L	0-22
Oct. 8	Washington State.....	W	8-0
Oct. 15	Oregon .....	W	27-16
Oct. 22	USC.....	L	2-13
Oct. 29	at UCLA.....	L	0-6
Nov. 5	Washington.....	L	7-10
Nov. 12	at Oregon State.....	L	0-6
Nov. 19	at #9 California.....	L	0-6
Nov. 26	#13 Dartmouth.....	W	23-13

1939 (1-7-1)  
Coach • Claude E. "Tiny" Thornhill  
Captain • Stanley Anderson

Sept. 30	Oregon State.....	L	0-12
Oct. 7	at Oregon.....	L	0-10
Oct. 14	UCLA.....	T	14-14
Oct. 28	at Washington.....	L	5-8
Nov. 4	Santa Clara.....	L	7-27
Nov. 11	at #4 USC.....	L	0-33
Nov. 18	Washington State.....	L	0-7
Nov. 25	California.....	L	14-32
Dec. 2	vs. Dartmouth.....	W	14-3

• Portland, Ore. (Multnomah Stadium)  
• New York, N.Y. (Polo Grounds)

1940 (10-0)  
Pacific Coast Conference Champions  
Final AP Ranking • 2nd  
Coach • Clark Shaughnessy  
Captain • Appointed by game

Sept. 28	at San Francisco.....	W	27-0
Oct. 5	Oregon.....	W	13-0
Oct. 12	Santa Clara.....	W	7-6
Oct. 19	#10 at #19 Washington State....	W	26-14
Oct. 26	#9 #17 USC.....	W	21-7
Nov. 2	#6 at UCLA.....	W	20-14
Nov. 9	#6 #11 Washington.....	W	20-10
Nov. 16	#4 #19 Oregon State.....	W	28-14
Nov. 30	#3 at California.....	W	13-7
Jan. 1	#2 vs. #7 Nebraska.....	W	21-13

• San Francisco, Calif. (Kezar Stadium)  
• Pasadena, Calif. (Rose Bowl)

1941 (6-3)  
Coach • Clark Shaughnessy  
Captains • Appointed by game

Sept. 27	Oregon.....	W	19-15
Oct. 4	UCLA.....	W	33-0
Oct. 11	at Oregon State.....	L	0-10
Oct. 18	San Francisco .....	W	42-26
Oct. 25	#20 at Washington.....	W	13-7
Nov. 1	#12 Santa Clara.....	W	27-7
Nov. 8	#9 at USC.....	W	13-0
Nov. 15	#6 Washington State.....	L	13-14
Nov. 29	California.....	L	0-16

1942 (6-4)  
Final AP Ranking • 12th  
Coach • Marchmont Schwartz  
Captain • Appointed by game

Sept. 26	Washington State.....	L	0-6
Oct. 3	vs. Santa Clara.....	L	6-14
Oct. 10	at Notre Dame.....	L	0-27
Oct. 17	Idaho.....	W	54-7
Oct. 24	vs. USC.....	W	14-6
Oct. 31	#11 UCLA.....	L	7-21
Nov. 7	vs. Washington.....	W	20-7
Nov. 14	Oregon State.....	W	49-13
Nov. 28	at California.....	W	26-7

#12 Saint Mary's Pre-Flight..... W 28-13  
• San Francisco, Calif. (Kezar Stadium)

1943-44 • World War II

1945 (1-1)  
Unofficial Schedule  
Coach • Marchmont Schwartz

Nov. 17	Stockton Commandos.....	L	13-19
Dec. 1	San Mateo Merchant Marine..	W	12-6

1946 (6-3-1)  
Coach • Marchmont Schwartz  
Captain • Appointed by game

Sept. 28	Idaho.....	W	45-0
Oct. 5	San Francisco .....	W	33-7
Oct. 12	#17 at #5 UCLA.....	L	6-26
Oct. 19	Santa Clara.....	W	33-27
Oct. 26	USC.....	L	20-28
Nov. 2	at Oregon State.....	T	0-0
Nov. 9	Washington .....	L	15-21
Nov. 16	Washington State.....	W	27-26
Nov. 23	at California.....	W	25-6
Dec. 23	at Hawaii.....	W	18-7

1947 (0-9)  
Coach • Marchmont Schwartz  
Captain • George Quist

Sept. 27	Idaho.....	L	16-19
Oct. 4	at Michigan.....	L	13-49
Oct. 11	Santa Clara.....	L	7-13
Oct. 18	#19 UCLA.....	L	6-39
Oct. 25	at Washington.....	L	0-25
Nov. 1	Oregon State.....	L	7-13
Nov. 8	at #5 USC.....	L	0-14
Nov. 15	Oregon.....	L	6-21
Nov. 22	#9 California .....	L	18-21



# Season-by-Season Results



1948 (4-6)  
Coach • Marchmont Schwartz  
Captain • Appointed by game

Sept. 18	San Jose State.....	W	26-20
Sept. 25	Oregon.....	L	12-20
Oct. 2	at Washington State.....	L	7-14
Oct. 9	Santa Clara.....	L	14-27
Oct. 16	at UCLA.....	W	34-14
Oct. 23	USC.....	L	6-7
Oct. 30	Washington.....	W	20-0
Nov. 6	vs. #4 Army.....	L	0-43
Nov. 13	Montana.....	W	39-7
Nov. 20	at #4 California.....	L	6-7

• New York, N.Y. (Yankee Stadium)

1949 (7-3-1)  
Coach • Marchmont Schwartz  
Captains • Allan F. Rau, James Castagnoli

Sept. 17	San Jose State.....	W	49-0
Sept. 24	Harvard.....	W	44-0
Oct. 1	Michigan.....	L	7-27
Oct. 8	#18 UCLA.....	L	7-14
Oct. 15	at Washington.....	W	40-0
Oct. 22	Oregon State.....	W	27-7
Oct. 29	Santa Clara.....	T	7-7
Nov. 5	at #12 USC.....	W	34-13
Nov. 12	#17 Idaho.....	W	63-0
Nov. 19	#12 #3 California.....	L	14-33
Jan. 2	at Hawaii.....	W	74-20

1950 (5-3-2)  
Coach • Marchmont Schwartz  
Captains • Russell Pomeroy, Gordon W. White

Sept. 23	#7 San Jose State.....	W	33-16
Sept. 30	#7 San Francisco.....	W	55-7
Oct. 7	#8 at Oregon State.....	W	21-7
Oct. 14	#6 Santa Clara.....	W	23-13
Oct. 21	#6 at UCLA.....	L	7-21
Oct. 28	Washington.....	L	7-21
Nov. 4	USC.....	T	7-7
Nov. 11	Washington State.....	W	26-17
Nov. 18	#3 Army.....	L	0-7
Nov. 25	at #4 California.....	T	7-7

• Portland, Ore.

1951 (9-2)  
Pacific Coast Conference Champions  
Final AP Ranking • 7th  
Coach • Chuck Taylor  
Captains • Bill McColl, Gary Kerkerian

Sept. 22	at Oregon.....	W	27-20
Sept. 29	San Jose State.....	W	26-13
Oct. 6	at Michigan.....	W	23-13
Oct. 13	#19 UCLA.....	W	21-7
Oct. 20	#13 Santa Clara.....	W	21-14
Oct. 27	#11 at Washington.....	W	14-7
Nov. 3	#11 #16 Washington State.....	W	21-13
Nov. 10	#7 at #6 USC.....	W	27-20
Nov. 17	#4 Oregon State.....	W	35-14
Nov. 24	#3 #19 California.....	L	7-20
Jan. 1	#7 vs. #4 Illinois.....	L	7-40

• Portland, Ore.  
• Pasadena, Calif. (Rose Bowl)

1952 (5-5)  
Coach • Chuck Taylor  
Captains • Alfred Kirkland, James A. Vick

Sept. 20	#13 Santa Clara.....	W	28-13
Sept. 27	#13 at #15 Washington State.....	W	14-13
Oct. 4	Michigan.....	W	14-7
Oct. 11	Oregon State.....	W	41-28
Oct. 18	#13 at #10 UCLA.....	L	14-24
Oct. 25	Washington.....	L	14-27
Nov. 1	San Jose State.....	W	35-13
Nov. 8	#6 USC.....	L	7-54
Nov. 15	Oregon.....	L	20-21
Nov. 22	at California.....	L	0-26

1953 (6-3-1)  
Final AP Ranking • 19th  
Coach • Chuck Taylor  
Captain • Norman Manoogian

Sept. 19	Pacific.....	L	20-25
Sept. 26	Oregon.....	W	7-0
Oct. 3	at Illinois.....	L	21-33
Oct. 10	at Oregon State.....	W	21-0
Oct. 17	#4 UCLA.....	W	21-20
Oct. 24	#20 at Washington.....	W	13-7
Oct. 31	#17 Washington State.....	W	48-19
Nov. 7	#11 at #17 USC.....	L	20-23
Nov. 14	#16 San Jose State.....	W	54-0
Nov. 21	#16 California.....	T	21-21

• Portland, Ore.

1954 (4-6)  
Coach • Chuck Taylor  
Captain • Winfred E. Wedge

Sept. 17	at Pacific.....	W	13-12
Sept. 25	at #16 Oregon.....	W	18-13
Oct. 2	Illinois.....	W	12-2
Oct. 9	#17 #19 Navy.....	L	0-25
Oct. 16	at #3 UCLA.....	L	0-72
Oct. 23	Washington.....	W	13-7
Oct. 30	Washington State.....	L	26-30
Nov. 6	#10 USC.....	L	7-21
Nov. 13	San Jose State.....	L	14-19
Nov. 20	at California.....	L	20-28

• Portland, Ore.

1955 (6-3-1)  
Final AP Ranking • 16th  
Coach • Chuck Taylor  
Captains • Robert Marshall, William H. Tarr

Sept. 17	Pacific.....	W	33-14
Sept. 24	at Oregon State.....	L	0-10
Oct. 1	#8 Ohio State.....	W	6-0
Oct. 8	#20 at Michigan State.....	L	14-38
Oct. 15	#9 UCLA.....	L	13-21
Oct. 22	at Washington.....	T	7-7
Oct. 29	San Jose State.....	W	34-18
Nov. 5	at #16 USC.....	W	28-20
Nov. 12	Oregon.....	W	44-7
Nov. 19	#18 California.....	W	19-0

• Portland, Ore.

1956 (4-6)  
Coach • Chuck Taylor  
Captains • John Brodie, Paul Wiggins

Sept. 22	#14 at Washington State.....	W	40-26
Sept. 29	#12 #3 Michigan State.....	L	7-21
Oct. 6	at #4 Ohio State.....	L	20-32
Oct. 13	San Jose State.....	W	40-20
Oct. 20	at Oregon.....	W	21-7
Oct. 27	#6 USC.....	W	27-19
Nov. 3	#10 at UCLA.....	L	13-14
Nov. 10	#20 #14 Oregon State.....	L	19-20
Nov. 17	Washington.....	L	13-34
Nov. 24	at California.....	L	18-20

• Spokane, Wash.

1957 (6-4)  
Coach • Chuck Taylor  
Captains • Jon Douglas, Gary Van Gaider

Sept. 21	San Jose State.....	W	46-7
Sept. 28	#16 Northwestern.....	W	26-6
Oct. 5	#17 at Rice.....	L	7-34
Oct. 12	Washington State.....	L	18-21
Oct. 19	at Washington.....	W	21-14
Oct. 26	#15 UCLA.....	W	20-6
Nov. 2	#15 Oregon.....	L	26-27
Nov. 9	at USC.....	W	35-7
Nov. 16	at Oregon State.....	L	14-24
Nov. 23	California.....	W	14-12

1958 (2-8)  
Coach • Jack Curtice  
Captains • Robert Nicolet, Robert Peterson, Eric Protiva

Sept. 20	at Washington State.....	L	6-40
Sept. 27	Rice.....	L	7-30
Oct. 4	at Northwestern.....	L	0-28
Oct. 11	Washington.....	W	22-12
Oct. 18	Air Force.....	L	0-16
Oct. 25	at UCLA.....	W	21-19
Nov. 1	USC.....	L	6-29
Nov. 8	at Oregon.....	L	0-12
Nov. 15	Oregon State.....	L	16-24
Nov. 22	at #19 California.....	L	15-16

1959 (3-7)  
Coach • Jack Curtice  
Captain • Chris Burford

Sept. 19	Oregon.....	L	27-28
Sept. 26	at #8 Wisconsin.....	L	14-16
Oct. 3	Pacific.....	W	21-6
Oct. 10	at Washington.....	L	0-10
Oct. 17	Washington State.....	L	19-36
Oct. 24	at #5 USC.....	L	28-30
Oct. 31	San Jose State.....	W	54-38
Nov. 7	UCLA.....	L	13-55
Nov. 14	at Oregon State.....	W	39-22
Nov. 21	California.....	L	17-20

1960 (0-10)  
Coach • Jack Curtice  
Captains • Dick Norman, Dean Hinshaw

Sept. 17	at Washington State.....	L	14-15
Sept. 24	Wisconsin.....	L	7-24
Oct. 1	at Air Force.....	L	9-32
Oct. 8	#12 Washington.....	L	10-29
Oct. 15	San Jose State.....	L	20-34
Oct. 22	at #19 UCLA.....	L	8-26
Oct. 29	USC.....	L	6-21
Nov. 5	at Oregon.....	L	6-27
Nov. 12	Oregon State.....	L	21-25
Nov. 19	at California.....	L	10-21

• Spokane, Wash.  
• Portland, Ore.

1961 (4-6)  
Coach • Jack Curtice  
Captains • John R. Butler, Christopher Cottle

Sept. 23	Tulane.....	W	9-7
Sept. 30	at Oregon State.....	W	34-0
Oct. 7	at #6 Michigan State.....	L	3-31
Oct. 14	San Jose State.....	W	17-6
Oct. 21	at Washington.....	L	0-13
Oct. 28	UCLA.....	L	0-20
Nov. 4	Oregon.....	L	7-19
Nov. 11	at USC.....	L	15-30
Nov. 18	Washington State.....	L	0-30
Nov. 25	California.....	W	20-7

1962 (5-5)  
Coach • Jack Curtice  
Captains • Edward Cummings, Gary Sargent

Sept. 21	Tulane.....	W	6-3
Sept. 29	#6 Michigan State.....	W	16-13
Oct. 6	Oregon State.....	L	0-27
Oct. 13	at Washington State.....	L	6-21
Oct. 20	#9 Washington.....	L	0-14
Oct. 27	at UCLA.....	W	17-7
Nov. 3	at Oregon.....	L	14-28
Nov. 10	#2 USC.....	L	14-39
Nov. 17	San Jose State.....	W	21-9
Nov. 24	at California.....	W	30-13

• Spokane, Wash.  
• Portland, Ore.

1963 (3-7)  
Coach • John Ralston  
Captains • Marvin Harris, Clark Weaver

Sept. 21	San Jose State.....	W	29-13
Sept. 28	Oregon.....	L	7-36
Oct. 5	UCLA.....	L	9-10
Oct. 12	at Rice.....	L	13-23
Oct. 19	at Washington.....	L	11-19
Oct. 26	Notre Dame.....	W	24-14
Nov. 2	at Oregon State.....	L	7-10
Nov. 9	at USC.....	L	11-25
Nov. 16	Washington State.....	L	15-32
Nov. 30	California.....	W	28-17

# Season-by-Season Results



1964 (5-5)  
Coach • John Ralston  
Captains • Richard Ragsdale, Guy Rounsaville

Sept. 19	at Washington State •	L	23-29
Sept. 26	San Jose State.....	W	10-8
Oct. 3	at UCLA.....	L	20-27
Oct. 10	Rice.....	W	34-7
Oct. 17	Washington.....	L	0-6
Oct. 24	at #2 Notre Dame.....	L	6-28
Oct. 31	at #7 Oregon.....	W	10-8
Nov. 7	USC.....	L	10-15
Nov. 14	Oregon State.....	W	16-7
Nov. 21	at California.....	W	21-3

• Spokane, Wash.

1965 (6-3-1)  
Coach • John Ralston  
Captains • Robert Handley, Gary Pettigrew, Glenn Myers

Sept. 18	San Jose State.....	W	26-6
Sept. 25	Navy.....	T	7-7
Oct. 2	at Air Force.....	W	17-16
Oct. 9	Oregon.....	W	17-14
Oct. 16	at #6 USC.....	L	0-14
Oct. 23	Army.....	W	31-14
Oct. 30	at Washington.....	L	8-41
Nov. 6	at Tulane.....	W	16-0
Nov. 13	#7 UCLA.....	L	13-30
Nov. 20	California.....	W	9-7

1966 (5-5)  
Coach • John Ralston  
Captains • Allan Mohrman, Albert Wilburn

Sept. 17	San Jose State.....	W	25-21
Sept. 24	at Minnesota.....	L	21-35
Oct. 1	Tulane.....	W	33-14
Oct. 8	at Oregon •.....	L	3-7
Oct. 15	#5 USC.....	L	7-21
Oct. 22	at Illinois.....	W	6-3
Oct. 29	Washington.....	L	20-22
Nov. 5	Air Force.....	W	21-6
Nov. 12	at #8 UCLA.....	L	0-10
Nov. 19	at California.....	W	13-7

• Portland, Ore.

1967 (5-5)  
Coach • John Ralston  
Captains • Marty Brill, John Root

Sept. 16	at Oregon State •.....	L	7-13
Sept. 23	Kansas.....	W	21-20
Sept. 30	San Jose State.....	W	28-14
Oct. 7	at #1 USC.....	L	0-30
Oct. 14	Washington State.....	W	31-10
Oct. 21	#3 UCLA.....	L	16-21
Oct. 28	at Army.....	L	20-24
Nov. 4	at Washington.....	W	14-7
Nov. 11	Oregon.....	W	17-14
Nov. 18	California.....	L	3-26

• Portland, Ore.

1968 (6-3-1)  
Coach • John Ralston  
Captains • Malcolm Snider, Stuart Kellner

Sept. 21	San Jose State.....	W	68-20
Sept. 28	at Oregon.....	W	28-12
Oct. 5	Air Force.....	W	24-13
Oct. 12	#18 #2 USC.....	L	24-27
Oct. 19	#14 at Washington State •.....	T	21-21
Oct. 26	at UCLA.....	L	17-20
Nov. 2	Oregon State.....	L	7-29
Nov. 9	Washington.....	W	35-20
Nov. 16	at Pacific.....	W	24-0
Nov. 23	at #18 California.....	W	20-0

• Spokane, Wash.

1969 (7-2-1)  
Final AP Ranking • 19th  
Coach • John Ralston  
Captains • Don Parish, Patrick Preston

Sept. 20	San Jose State.....	W	63-21
Sept. 27	Oregon.....	W	28-0
Oct. 4	#17 at #8 Purdue.....	L	35-36
Oct. 11	#16 at #4 USC.....	L	24-26
Oct. 18	#18 Washington State.....	W	49-0
Oct. 25	#19 #6 UCLA.....	T	20-20
Nov. 1	#16 at Oregon State.....	W	33-0
Nov. 8	#14 at Washington.....	W	21-7
Nov. 15	#13 #20 Air Force.....	W	47-34
Nov. 22	#14 California.....	W	29-28

1970 (9-3)  
Pac-8 Conference Champions  
Final AP Ranking • 8th  
Coach • John Ralston  
Captains • Jim Plunkett, Jack Schultz

Sept. 12	#10 at #4 Arkansas •.....	W	34-28
Sept. 19	#4 San Jose State.....	W	34-3
Sept. 26	#3 at Oregon.....	W	33-10
Oct. 3	#3 Purdue.....	L	14-26
Oct. 10	#12 #4 USC.....	W	24-14
Oct. 17	#9 at Washington State •.....	W	63-16
Oct. 24	#8 at #16 UCLA.....	W	9-7
Oct. 31	#6 Oregon State.....	W	48-10
Nov. 7	#6 Washington.....	W	29-22
Nov. 14	#6 at #13 Air Force.....	L	14-31
Nov. 21	#11 at California.....	L	14-22
Jan. 1	#12 vs. #2 Ohio State ••.....	W	27-17

• Little Rock, Ark.  
•• Spokane, Wash.  
•• Pasadena, Calif. (Rose Bowl)

1971 (9-3)  
Pac-8 Conference Champions  
Final AP Ranking • 10th  
Coach • John Ralston  
Captains • Don Bunce, Jackie Brown, Jeff Siemon

Sept. 11	#19 at Missouri.....	W	19-0
Sept. 18	#13 at Army.....	W	38-3
Sept. 25	#13 Oregon.....	W	38-17
Oct. 2	#10 #19 Duke.....	L	3-9
Oct. 9	#19 at #11 Washington.....	W	17-6
Oct. 16	#15 at USC.....	W	33-18
Oct. 23	#10 Washington State.....	L	23-24
Oct. 30	#17 at Oregon State.....	W	31-24
Nov. 6	#12 UCLA.....	W	20-9
Nov. 20	#18 California.....	W	14-0
Nov. 23	#10 San Jose State.....	L	12-13
Jan. 1	#16 vs. #4 Michigan •.....	W	13-12

• Pasadena, Calif. (Rose Bowl)

1972 (6-5)  
Coach • Jack Christiansen  
Captains • Younger Klippert, Charles McCloud

Sept. 16	San Jose State.....	W	44-0
Sept. 23	#19 at Duke.....	W	10-6
Sept. 30	#19 #20 West Virginia.....	W	41-35
Oct. 7	#15 #1 USC.....	L	21-30
Oct. 14	#17 #12 Washington.....	W	24-0
Oct. 21	#13 at Oregon.....	L	13-15
Oct. 28	Oregon State.....	W	17-11
Nov. 4	at #8 UCLA.....	L	23-28
Nov. 11	#20 at Washington State.....	L	13-27
Nov. 18	at California.....	L	21-24
Dec. 2	at Hawaii.....	W	39-7

1973 (7-4)  
Coach • Jack Christiansen  
Captains • Mike Boryla, Randy Pottl

Sept. 15	#7 Penn State.....	L	6-20
Sept. 22	at #5 Michigan.....	L	10-47
Sept. 29	San Jose State.....	W	23-12
Oct. 6	at Illinois.....	W	24-0
Oct. 13	#15 UCLA.....	L	13-59
Oct. 20	at Washington.....	W	23-14
Oct. 27	Washington State.....	W	45-14
Nov. 3	at Oregon State.....	W	24-23
Nov. 10	at #8 USC.....	L	26-27
Nov. 17	Oregon.....	W	24-7
Nov. 24	California.....	W	26-17

1974 (5-4-2)  
Coach • Jack Christiansen  
Captains • Drew Palin, Scott Laidlaw

Sept. 13	#20 at #8 Penn State.....	L	20-24
Sept. 21	#19 Illinois.....	L	7-41
Sept. 28	San Jose State.....	T	21-21
Oct. 5	#4 Michigan.....	L	16-27
Oct. 12	at #11 UCLA.....	T	13-13
Oct. 19	Washington.....	W	34-17
Oct. 26	at Washington State.....	W	20-18
Nov. 2	Oregon State.....	W	17-13
Nov. 9	USC.....	L	10-34
Nov. 16	at Oregon.....	W	17-0
Nov. 23	at #19 California.....	W	22-20

1975 (6-4-1)  
Coach • Jack Christiansen  
Captains • Bill Singler, Geb Church

Sept. 13	at #10 Penn State.....	L	14-34
Sept. 20	at #2 Michigan.....	T	19-19
Sept. 27	#18 San Jose State.....	L	34-36
Oct. 4	Army.....	W	67-14
Oct. 11	UCLA.....	L	21-31
Oct. 18	at Washington.....	W	24-21
Oct. 25	Washington State.....	W	54-14
Nov. 1	at Oregon State.....	W	28-22
Nov. 8	at #9 USC.....	W	13-10
Nov. 15	Oregon.....	W	33-30
Nov. 22	#13 California.....	L	15-48

1976 (6-5)  
Coach • Jack Christiansen  
Captains • Alex Karakazoff, Jeff Barton

Sept. 11	at #10 Penn State.....	L	12-15
Sept. 18	at #1 Michigan.....	L	0-51
Sept. 25	San Jose State.....	W	28-23
Oct. 2	at Army.....	L	20-21
Oct. 9	at #5 UCLA.....	L	20-38
Oct. 16	Washington.....	W	34-28
Oct. 23	at Washington State.....	W	22-16
Oct. 30	Oregon State.....	W	24-3
Nov. 6	#4 USC.....	L	24-48
Nov. 13	at Oregon.....	W	28-17
Nov. 20	at California.....	W	27-24

1977 (9-3)  
Final AP Ranking • 15th  
Coach • Bill Walsh  
Captains • Guy Benjamin, Gordy Ceresino

Sept. 10	at #12 Colorado.....	L	21-27
Sept. 17	at Tulane.....	W	21-17
Sept. 24	Illinois.....	W	37-24
Oct. 1	Oregon.....	W	20-10
Oct. 8	UCLA.....	W	32-28
Oct. 15	at Washington.....	L	21-45
Oct. 22	Washington State.....	W	31-29
Oct. 29	at Oregon State.....	L	26-7
Nov. 5	at #16 USC.....	W	0-49
Nov. 12	San Jose State.....	W	31-26
Nov. 19	California.....	W	21-3
Dec. 31	vs. LSU •.....	W	24-14

• El Paso, Texas (Sun Bowl)

1978 (8-4)  
Final AP Ranking • 17th  
Coach • Bill Walsh  
Captains • Gordy Ceresino, Steve Dils

Sept. 9	#4 Oklahoma.....	L	29-35
Sept. 16	San Jose State.....	W	38-9
Sept. 23	at Illinois.....	W	35-10
Sept. 30	#20 Tulane.....	W	17-14
Oct. 7	#17 at #16 UCLA.....	L	26-27
Oct. 14	#18 Washington.....	L	31-34
Oct. 21	at Washington State.....	W	43-27
Oct. 28	Oregon State.....	W	24-6
Nov. 4	#6 USC.....	L	7-13
Nov. 11	at Arizona State.....	W	21-14
Nov. 18	at California.....	W	30-10
Dec. 31	vs. #11 Georgia •.....	W	25-22

• Houston, Texas (Bluebonnet Bowl)

1979 (5-5-1)  
Coach • Rod Dowhower  
Captains • Turk Schonert, Chuck Evans

Sept. 8	#13 at Tulane.....	L	10-33
Sept. 15	San Jose State.....	W	45-29
Sept. 22	Army.....	L	13-17
Sept. 29	Boston College.....	W	33-14
Oct. 6	UCLA.....	W	27-24
Oct. 13	at #1 USC.....	T	21-21
Oct. 20	at Arizona.....	W	30-10
Oct. 27	at Oregon State.....	L	31-33
Nov. 3	Arizona State.....	W	28-21
Nov. 10	Oregon.....	L	7-16
Nov. 17	California.....	L	14-21

# Season-by-Season Results



1980 (6-5)  
Coach • Paul Wiggin  
Captains • Appointed by game

Sept. 6	#15	at Oregon.....	W	35-25
Sept. 13	#13	Tulane.....	W	19-14
Sept. 20	#11	at Boston College.....	L	13-30
Sept. 27		at #4 Oklahoma.....	W	31-14
Oct. 4	#15	San Jose State.....	W	35-21
Oct. 11	#16	at #5 UCLA.....	L	21-35
Oct. 18	#20	Washington.....	L	24-27
Oct. 25		at Washington State.....	W	48-34
Nov. 1		Oregon State.....	W	54-13
Nov. 8		#4 USC.....	L	9-34
Nov. 22		at California.....	L	23-28

1981 (4-7)  
Coach • Paul Wiggin  
Captains • Appointed by game

Sept. 12	#19	at Purdue.....	L	19-27
Sept. 19		San Jose State.....	L	6-28
Sept. 26	#8	Ohio State.....	L	19-24
Oct. 3		at Arizona.....	L	13-17
Oct. 10	#17	UCLA.....	W	26-23
Oct. 17		at #7 USC.....	L	17-25
Oct. 24	#17	Arizona State.....	L	36-62
Oct. 31		at #18 Washington.....	L	31-42
Nov. 7		at Oregon State.....	W	63-9
Nov. 14		Oregon.....	W	42-3
Nov. 21		California.....	W	42-21

1982 (5-6)  
Coach • Paul Wiggin  
Captains • Appointed by game

Sept. 11		at Purdue.....	W	35-14
Sept. 18		San Jose State.....	L	31-35
Sept. 25		at #13 Ohio State.....	W	23-20
Oct. 2		Oregon State.....	W	45-5
Oct. 9		at #11 Arizona State.....	L	17-21
Oct. 16	#14	USC.....	L	21-41
Oct. 23		at Washington State.....	W	31-26
Oct. 30	#2	Washington.....	W	43-31
Nov. 6		Arizona.....	L	27-41
Nov. 13		at #12 UCLA.....	L	35-38
Nov. 20		at California.....	L	20-25

1983 (1-10)  
Coach • Paul Wiggin  
Captains • Appointed by game

Sept. 10	#2	Oklahoma.....	L	14-27
Sept. 17		at Illinois.....	L	7-17
Sept. 24		San Jose State.....	L	10-23
Oct. 1		at #20 Arizona State.....	L	11-29
Oct. 8		UCLA.....	L	21-39
Oct. 15		at #17 Washington.....	L	15-32
Oct. 22	#19	Arizona.....	W	31-22
Oct. 29		at Oregon State.....	L	18-31
Nov. 5		at USC.....	L	7-30
Nov. 12		Oregon.....	L	7-16
Nov. 19		California.....	L	18-27

1984 (5-6)  
Coach • Jack Elway  
Captains • Appointed by game

Sept. 8		at #16 Oklahoma.....	L	7-19
Sept. 15		Illinois.....	W	34-19
Sept. 22		San Jose State.....	W	28-27
Sept. 29		Arizona State.....	L	10-28
Oct. 6		at #17 UCLA.....	W	23-21
Oct. 13	#2	Washington.....	L	15-37
Oct. 20		Washington State.....	L	42-49
Oct. 27		at Oregon State.....	W	28-21
Nov. 3	#18	USC.....	L	11-20
Nov. 10		at Arizona.....	L	14-28
Nov. 17		at California.....	W	27-10

1985 (4-7)  
Coach • Jack Elway  
Captains • Appointed by game

Sept. 14		San Jose State.....	W	41-7
Sept. 21		at Oregon.....	L	28-45
Sept. 28		Texas.....	L	34-38
Oct. 5		at San Diego State.....	L	22-41
Oct. 12		UCLA.....	L	9-34
Oct. 19		at USC.....	L	6-30
Oct. 26		Arizona.....	W	28-17
Nov. 2		at Washington.....	L	0-34
Nov. 9		Oregon State.....	W	39-24
Nov. 16		at Arizona State.....	L	14-21
Nov. 23		California.....	W	24-22

1986 (8-4)  
Coach • Jack Elway  
Captains • Appointed by game

Sept. 13		at Texas.....	W	31-20
Sept. 20		San Jose State.....	W	28-10
Sept. 27		at Oregon State.....	W	17-7
Oct. 4		San Diego State.....	W	17-10
Oct. 11	#18	#12 Washington.....	L	14-24
Oct. 18		at Oregon.....	W	41-7
Oct. 25	#19	USC.....	L	0-10
Nov. 1		Washington State.....	W	42-12
Nov. 8		at #12 UCLA.....	W	28-23
Nov. 22	#16	at California.....	L	11-17
Nov. 29		vs. #12 Arizona.....	W	29-24
Dec. 27	#20	vs. Clemson.....	L	21-27

1987 (5-6)  
Coach • Jack Elway  
Captains • Appointed by game

Sept. 5		at #13 Washington.....	L	21-31
Sept. 19		at Colorado.....	L	17-31
Sept. 26		San Jose State.....	L	17-24
Oct. 3	#11	UCLA.....	L	0-49
Oct. 10		at Washington State.....	W	44-7
Oct. 17		at San Diego State.....	W	44-40
Oct. 24		Oregon.....	W	13-10
Oct. 31		Arizona.....	L	13-23
Nov. 7		at USC.....	L	24-39
Nov. 14		at Oregon State.....	W	38-7
Nov. 21		California.....	W	31-7

1988 (3-6-2)  
Coach • Jack Elway  
Captains • Appointed by game

Sept. 10	#6	USC.....	L	20-24
Sept. 17		San Diego State.....	W	31-10
Sept. 24		at Oregon.....	L	3-7
Oct. 1		at #5 Notre Dame.....	L	14-42
Oct. 8		San Jose State.....	W	44-12
Oct. 15		Arizona State.....	W	24-3
Oct. 22		Oregon State.....	T	20-20
Oct. 29		at Washington.....	L	25-28
Nov. 5		Washington State.....	L	21-24
Nov. 12		at #6 UCLA.....	L	17-27
Nov. 19		at California.....	T	19-19

1989 (3-8)  
Coach • Dennis Green  
Captains • Appointed by game

Sept. 2		at #18 Arizona.....	L	3-19
Sept. 9		at #22 Oregon State.....	L	16-20
Sept. 23		Oregon.....	W	18-17
Sept. 30		San Jose State.....	L	33-40
Oct. 7		#1 Notre Dame.....	L	17-27
Oct. 14		at #17 Washington State.....	L	13-31
Oct. 21		Utah.....	L	24-27
Oct. 28		at #10 USC.....	L	0-19
Nov. 4		UCLA.....	W	17-14
Nov. 11		at Arizona State.....	L	22-30
Nov. 18		California.....	W	24-14

1990 (5-6)  
Coach • Dennis Green  
Captains • Dave Garnett, Tommy Vardell, John Hopkins

Sept. 6		at #6 Colorado.....	L	17-21
Sept. 15		at UCLA.....	L	31-32
Sept. 22		Oregon State.....	W	37-3
Sept. 29		San Jose State.....	L	23-29
Oct. 6		at #1 Notre Dame.....	W	36-31
Oct. 13	#16	USC.....	L	22-37
Oct. 20	#13	Washington.....	L	16-52
Oct. 27		at #25 Oregon.....	L	0-31
Nov. 3		Washington State.....	W	31-13
Nov. 10		at Arizona.....	W	23-10
Nov. 17		at California.....	W	27-25

1991 (8-4)  
Final AP Ranking • 22nd  
Coach • Dennis Green  
Captains • Dave Garnett, Tommy Vardell

Sept. 7	#4	Washington.....	L	7-42
Sept. 14		at Arizona.....	L	23-28
Sept. 28	#17	Colorado.....	W	28-21
Oct. 5	#8	Notre Dame.....	L	26-42
Oct. 12		Cornell.....	W	56-6
Oct. 19		at USC.....	W	24-21
Oct. 26		Oregon State.....	W	40-10
Nov. 2		at Oregon.....	W	33-13
Nov. 9	#22	UCLA.....	W	27-10
Nov. 16	#22	at Washington State.....	W	49-14
Nov. 23	#21	#6 California.....	W	38-21
Dec. 25	#17	vs. Georgia Tech.....	L	17-18

• Honolulu, Hawaii (Aloha Bowl)

1992 (10-3)  
Pac-10 Conference Champions  
Final AP Ranking • 9th  
Coach • Bill Walsh  
Captains • Appointed by game

Aug. 26	#17	vs. #7 Texas A&M.....	L	7-10
Sept. 12	#21	Oregon.....	W	21-7
Sept. 19	#18	Northwestern.....	W	35-24
Sept. 26	#19	San Jose State.....	W	37-13
Oct. 3	#18	at #6 Notre Dame.....	W	33-16
Oct. 10	#11	at #19 UCLA.....	W	19-7
Oct. 17	#8	Arizona.....	L	6-21
Oct. 24	#16	at Oregon State.....	W	27-21
Oct. 31	#15	at #2 Washington.....	L	7-41
Nov. 7	#21	#11 USC.....	W	23-9
Nov. 14	#15	#21 Washington State.....	W	40-3
Nov. 21	#14	at California.....	W	41-21
Jan. 1	#13	vs. #21 Penn State.....	W	24-3

• Anaheim, Calif. (Pigskin Classic)  
• Miami, Fla. (Blockbuster Bowl)

1993 (4-7)  
Coach • Bill Walsh  
Captains • Appointed by game

Sept. 4	#15	at #12 Washington.....	L	14-31
Sept. 11	#23	San Jose State.....	W	31-28
Sept. 18	#20	#7 Colorado.....	W	41-37
Sept. 25	#17	UCLA.....	L	25-28
Oct. 2	#4	Notre Dame.....	L	20-48
Oct. 16		at #11 Arizona.....	L	24-27
Oct. 23		Arizona State.....	L	30-38
Oct. 30		Oregon State.....	W	31-27
Nov. 6		at USC.....	L	20-45
Nov. 13		at Oregon.....	W	38-34
Nov. 20		California.....	L	17-46

1994 (3-7-1)  
Coach • Bill Walsh  
Captains • Appointed by game

Sept. 10	#24	at Northwestern.....	T	41-41
Sept. 17		San Jose State.....	W	51-20
Sept. 24	#8	Arizona.....	L	10-34
Oct. 1		at #8 Notre Dame.....	L	15-34
Oct. 8		at Arizona State.....	L	35-36
Oct. 15		USC.....	L	20-27
Oct. 22		at Oregon State.....	W	35-29
Oct. 29		at UCLA.....	L	30-31
Nov. 5		#12 Washington.....	W	46-28
Nov. 12	#15	Oregon.....	L	21-55
Nov. 19		at California.....	L	23-24

1995 (7-4-1)  
Coach • Tyrone Willingham  
Captains • Mark Butterfield, Mike Hall

Sept. 2		at San Jose State.....	W	47-33
Sept. 9		at Utah.....	W	27-20
Sept. 16		Wisconsin.....	T	24-24
Sept. 23		at #12 Oregon.....	W	28-21
Oct. 7	#19	at Arizona State.....	W	30-28
Oct. 14	#16	#24 Washington.....	L	28-38
Oct. 21	#23	UCLA.....	L	28-42
Oct. 28		Oregon State.....	W	24-3
Nov. 4		at #14 USC.....	L	30-31
Nov. 11		at Washington State.....	W	36-24
Nov. 18		California.....	W	29-24
Dec. 30		vs. East Carolina.....	L	13-19

• Memphis, Tenn. (Liberty Bowl)

# Season-by-Season Results



1996 (7-5)  
Coach • Tyrone Willingham  
Captains • Brad Badger, Pete Swanson

Sept. 7	Utah	..... L	10-17
Sept. 14	San Jose State	..... W	25-2
Sept. 21	at Wisconsin	..... L	0-14
Oct. 5	at #18 Washington	..... L	6-27
Oct. 12	Oregon (OT)	..... W	27-24
Oct. 19	at Oregon State	..... L	12-26
Oct. 26	#4 Arizona State	..... L	9-41
Nov. 2	at UCLA	..... W	21-20
Nov. 9	USC	..... W	24-20
Nov. 16	Washington State	..... W	33-17
Nov. 23	at California	..... W	42-21
Dec. 31	vs. Michigan State	..... W	38-0

• El Paso, Texas (Sun Bowl)

1997 (5-6)  
Coach • Tyrone Willingham  
Captains • Chris Draft, Kailee Wong

Sept. 6	#17 San Jose State	..... W	28-12
Sept. 13	#17 at #7 North Carolina	..... L	17-28
Sept. 20	#21 at Oregon State	..... W	27-24
Sept. 27	#20 Oregon	..... W	58-49
Oct. 4	#19 Notre Dame	..... W	33-15
Oct. 11	#16 at Arizona	..... L	22-28
Oct. 18	#25 Arizona State	..... L	14-31
Nov. 1	#12 UCLA	..... L	7-27
Nov. 8	at USC	..... L	21-45
Nov. 15	at #14 Washington State	..... L	28-38
Nov. 22	California	..... W	21-20

1998 (3-8)  
Coach • Tyrone Willingham  
Captains • Donnie Spragan, Willie Howard

Sept. 5	San Jose State	..... L	23-35
Sept. 12	#21 Arizona	..... L	14-31
Sept. 19	North Carolina	..... W	37-34
Sept. 26	at #20 Oregon	..... L	28-63
Oct. 3	at #23 Notre Dame	..... L	17-35
Oct. 10	Oregon State	..... L	23-30
Oct. 22	at Arizona State (OT)	..... L	38-44
Oct. 31	at #2 UCLA	..... L	24-28
Nov. 7	USC	..... L	9-34
Nov. 14	Washington State	..... W	38-28
Nov. 22	at California	..... W	10-3

1999 (8-4)  
Pac-10 Conference Champions  
Coach • Tyrone Willingham  
Captains • Andrew Currie, Willie Howard, Todd Husak, Troy Walters

Sept. 4	at Texas	..... L	17-69
Sept. 11	Washington State	..... W	54-17
Sept. 18	at #19 Arizona	..... W	50-22
Sept. 25	#18 UCLA	..... W	42-32
Oct. 2	San Jose State	..... L	39-44
Oct. 16	Oregon State	..... W	21-17
Oct. 23	at USC	..... W	35-31
Oct. 30	at Washington	..... L	30-35
Nov. 13	at Arizona State	..... W	50-30
Nov. 20	California	..... W	31-13
Nov. 27	Notre Dame	..... W	40-37
Jan. 1	#22 vs. #4 Wisconsin	..... L	9-17

• Pasadena, Calif. (Rose Bowl)

2000 (5-6)  
Coach • Tyrone Willingham  
Captains • Willie Howard, Riall Johnson, DeRonnie Pitts, Russell Stewart

Sept. 2	at Washington State	..... W	24-10
Sept. 9	San Jose State	..... L	27-40
Sept. 16	#5 Texas	..... W	27-24
Sept. 30	Arizona	..... L	3-27
Oct. 7	at #25 Notre Dame	..... L	14-20
Oct. 14	at #23 Oregon State	..... L	6-38
Oct. 21	USC	..... W	32-30
Oct. 28	#9 Washington	..... L	28-31
Nov. 4	at UCLA	..... L	35-37
Nov. 11	Arizona State	..... W	29-7
Nov. 18	at California (OT)	..... W	36-30

2001 (9-3)  
Final AP Ranking • 16th  
Coach • Tyrone Willingham  
Captains • Randy Fasani, Marcus Hoover, Tank Williams, Coy Wire

Sept. 8	Boston College	..... W	38-22
Sept. 22	Arizona State	..... W	51-28
Sept. 29	at USC	..... W	21-16
Oct. 13	#23 Washington State	..... L	39-45
Oct. 20	at #5 Oregon	..... W	49-42
Oct. 27	#20 #4 UCLA	..... W	38-28
Nov. 3	#10 at #11 Washington	..... L	28-42
Nov. 10	#16 at Arizona	..... W	51-37
Nov. 17	#13 California	..... W	35-28
Nov. 24	#13 Notre Dame	..... W	17-13
Dec. 1	#12 at San Jose State	..... W	41-14
Dec. 27	#11 vs. Georgia Tech	..... L	14-24

• Seattle, Wash. (Seattle Bowl)

2002 (2-9)  
Coach • Buddy Teevens  
Captains • Colin Branch, Casey Moore, Ryan Wells

Sept. 7	at Boston College	..... L	27-34
Sept. 14	San Jose State	..... W	63-26
Sept. 28	at Arizona State	..... L	24-65
Oct. 5	at #9 Notre Dame	..... L	7-31
Oct. 12	#12 Washington State	..... L	11-36
Oct. 19	Arizona	..... W	16-6
Oct. 26	at UCLA	..... L	18-28
Nov. 2	at #19 Oregon	..... L	14-41
Nov. 9	#10 USC	..... L	17-49
Nov. 16	Oregon State	..... L	21-31
Nov. 23	at California	..... L	7-30

2003 (4-7)  
Coach • Buddy Teevens  
Captains • Brett Pierce, Luke Powell, Kirk Chambers

Sept. 6	San Jose State	..... W	31-10
Sept. 20	at Brigham Young	..... W	18-14
Sept. 27	at #18 Washington	..... L	17-28
Oct. 11	at #9 USC	..... L	21-44
Oct. 18	#6 Washington State	..... L	14-24
Oct. 25	at Oregon	..... L	0-35
Nov. 1	UCLA	..... W	21-14
Nov. 8	Arizona State	..... W	38-27
Nov. 15	at Oregon State	..... L	3-43
Nov. 22	California	..... L	16-28
Nov. 29	Notre Dame	..... L	7-57

2004 (4-7)  
Coach • Buddy Teevens  
Captains • Jared Newberry, Oshiomogho Atoogwe

Sept. 4	San Jose State	..... W	43-3
Sept. 11	Brigham Young	..... W	37-10
Sept. 25	#1 USC	..... L	28-31
Oct. 2	Washington	..... W	27-13
Oct. 9	at Notre Dame	..... L	15-23
Oct. 16	at Washington State	..... W	23-17
Oct. 23	Oregon	..... L	13-16
Oct. 30	at UCLA	..... L	0-21
Nov. 6	at #23 Arizona State	..... L	31-34
Nov. 13	Oregon State	..... L	19-24
Nov. 20	at #4 California	..... L	6-41

2005 (5-6)  
Coach • Walt Harris  
Captains • Trent Edwards, Kevin Schimmelmarm, Timi Wusu

Sept. 10	at Navy	..... W	41-38
Sept. 17	UC Davis	..... L	17-20
Oct. 1	Oregon	..... L	20-44
Oct. 8	at Washington State	..... W	24-21
Oct. 15	at Arizona	..... W	20-16
Oct. 22	Arizona State	..... W	45-35
Oct. 29	#8 UCLA (OT)	..... L	27-30
Nov. 5	at #1 USC	..... L	21-51
Nov. 12	at Oregon State	..... W	20-17
Nov. 19	California	..... L	3-27
Nov. 26	Notre Dame	..... L	31-38

2006 (1-11)  
Coach • Walt Harris  
Captains • Brandon Harrison, Trevor Hooper, Wopamo Osaisai, T.C. Ostrander

Sept. 2	at #21 Oregon	..... L	10-48
Sept. 9	at San Jose State	..... L	34-35
Sept. 16	Navy	..... L	9-37
Sept. 23	Washington State	..... L	10-36
Sept. 30	at UCLA	..... L	0-31
Oct. 7	at #12 Notre Dame	..... L	10-31
Oct. 14	Arizona	..... L	7-20
Oct. 21	at Arizona State	..... L	3-38
Nov. 4	#9 USC	..... L	0-42
Nov. 11	at Washington	..... W	20-3
Nov. 18	Oregon State	..... L	7-30
Dec. 2	at #21 California	..... L	17-26

2007 (4-8)  
Coach • Jim Harbaugh  
Captains • T.C. Ostrander, Chris Horn

Sept. 1	#14 UCLA	..... L	17-45
Sept. 15	San Jose State	..... W	37-0
Sept. 22	#13 Oregon	..... L	31-55
Sept. 29	#23 Arizona State	..... L	3-41
Oct. 6	at #2 USC	..... W	24-23
Oct. 13	TCU	..... L	36-38
Oct. 20	at Arizona	..... W	21-20
Oct. 27	at Oregon State	..... L	6-23
Nov. 3	Washington	..... L	9-27
Nov. 10	at Washington State	..... L	17-33
Nov. 24	Notre Dame	..... L	14-21
Dec. 1	California	..... W	20-13

2008 (5-7)  
Coach • Jim Harbaugh  
Captains • Alex Fletcher, Bo McNally

Aug. 28	Oregon State	..... W	36-28
Sept. 6	at #15 Arizona State	..... L	17-41
Sept. 13	at TCU	..... L	14-31
Sept. 20	San Jose State	..... W	23-10
Sept. 27	at Washington	..... W	35-28
Oct. 4	at Notre Dame	..... L	21-28
Oct. 11	Arizona	..... W	24-23
Oct. 18	at UCLA	..... L	20-23
Nov. 1	Washington State	..... W	58-0
Nov. 8	at Oregon	..... L	28-35
Nov. 15	#6 USC	..... L	23-45
Nov. 22	at California	..... L	16-37

2009 (8-5)  
Coach • Jim Harbaugh  
Captains • Bo McNally, Toby Gerhart, Erik Lorig

Sept. 5	at Washington State	..... W	39-13
Sept. 12	at Wake Forest	..... L	17-24
Sept. 19	San Jose State	..... W	42-17
Sept. 26	#24 Washington	..... W	34-14
Oct. 3	UCLA	..... W	24-16
Oct. 10	at Oregon State	..... L	28-38
Oct. 17	at Arizona	..... L	38-43
Oct. 24	Arizona State	..... W	33-14
Nov. 7	#7 Oregon	..... W	51-42
Nov. 14	#25 at #11 USC	..... W	55-21
Nov. 21	#14 California	..... L	28-34
Nov. 28	Notre Dame	..... W	45-38
Dec. 31	#19 vs. Oklahoma	..... L	27-31

• El Paso, Texas (Sun Bowl)

2010 (12-1)  
Final AP Ranking • 4th  
Coach • Jim Harbaugh  
Captains • Owen Marecic, Ryan Whalen, Sione Fua

Sept. 4	Sacramento State	..... W	52-17
Sept. 11	#25 at UCLA	..... W	35-0
Sept. 18	#19 Wake Forest	..... W	68-24
Sept. 25	#16 at Notre Dame	..... W	37-14
Oct. 2	#9 at #4 Oregon	..... L	31-52
Oct. 9	#16 USC	..... W	37-35
Oct. 23	#12 Washington State	..... W	38-28
Oct. 30	#13 at Washington	..... W	41-0
Nov. 6	#10 #13 Arizona	..... W	42-17
Nov. 13	#7 at Arizona State	..... W	17-13
Nov. 20	#7 at California	..... W	48-14
Nov. 27	#7 Oregon State	..... W	38-0
Jan. 3	#5 vs. #12 Virginia Tech	..... W	40-12

• Miami, Fla. (Orange Bowl)

2011 (11-2)  
Final AP Ranking • 7th  
Coach • David Shaw  
Captains • Andrew Luck, Michael Thomas

Sept. 3	#7 San Jose State	..... W	57-3
Sept. 10	#6 at Duke	..... W	44-14
Sept. 17	#6 at Arizona	..... W	37-10
Oct. 1	#6 UCLA	..... W	45-19
Oct. 8	#7 Colorado	..... W	48-7
Oct. 15	#7 at Washington State	..... W	44-14
Oct. 22	#7 #22 Washington	..... W	65-21
Oct. 29	#4 at #20 USC (3OT)	..... W	56-48
Nov. 5	#4 at Oregon State	..... W	38-13
Nov. 12	#3 #6 Oregon	..... L	30-53
Nov. 19	#8 California	..... W	31-28
Nov. 26	#4 #22 Notre Dame	..... W	28-14
Jan. 2	#4 vs. #3 Oklahoma State (OT)	..... L	38-41

• Glendale, Ariz. (Fiesta Bowl)



# Season-by-Season Results



## 2012 (12-2)

Pac-12 Conference Champions  
Final AP Ranking • 7th  
Coach • David Shaw  
Captains • Sam Schwartzstein,  
Stepfan Taylor, Chase Thomas

Aug. 31	#21	San Jose State.....	W	20-17
Sept. 8	#25	Duke.....	W	50-13
Sept. 15	#21	#2 USC.....	W	21-14
Sept. 27	#8	at Washington •.....	L	13-17
Oct. 6	#18	Arizona (OT).....	W	54-48
Oct. 13	#17	at #7 Notre Dame (OT).....	L	13-20
Oct. 20	#22	at California.....	W	21-3
Oct. 27	#19	Washington State.....	W	24-17
Nov. 3	#15	at Colorado.....	W	48-0
Nov. 10	#16	#13 Oregon State.....	W	27-23
Nov. 17	#14	at #1 Oregon (OT).....	W	17-14
Nov. 24	#11	at #15 UCLA.....	W	35-17
Nov. 30	#8	#17 UCLA ••.....	W	27-24
Jan. 1	#8	vs. Wisconsin ••.....	W	20-14

• Seattle, Wash. (CenturyLink Field)  
•• Stanford, Calif. (Pac-12 Championship Game)  
••• Pasadena, Calif. (Rose Bowl)

## 2013 (11-3)

Pac-12 Conference Champions  
Final AP Ranking • 11th  
Coach • David Shaw  
Captains • Shayne Skov, Ben Gardner,  
Trent Murphy, David Yankey

Sept. 7	#5	San Jose State.....	W	34-13
Sept. 14	#5	at Army.....	W	34-20
Sept. 21	#5	#23 Arizona State.....	W	42-28
Sept. 28	#5	at Washington State •.....	W	55-17
Oct. 5	#5	#15 Washington.....	W	31-28
Oct. 12	#5	at Utah.....	L	21-27
Oct. 19	#13	#9 UCLA.....	W	24-10
Oct. 26	#8	at Oregon State.....	W	20-12
Nov. 7	#6	#2 Oregon.....	W	26-20
Nov. 16	#5	at USC.....	L	17-20
Nov. 23	#10	California.....	W	63-13
Nov. 30	#8	#25 Notre Dame.....	W	27-20
Dec. 7	#7	at #11 Arizona State •.....	W	38-14
Jan. 1	#5	vs. #4 Michigan State ••.....	L	20-24

• Seattle, Wash. (CenturyLink Field)  
•• Tempe, Ariz. (Pac-12 Championship Game)  
••• Pasadena, Calif. (Rose Bowl)

## 2014 (8-5)

Coach • David Shaw  
Captains • Kevin Hogan, Jordan Richards,  
Lee Ward, A.J. Tarpley

Aug. 30	#11	UC Davis.....	W	45-0
Sept. 6	#13	#14 USC.....	L	10-13
Sept. 13	#15	Army.....	W	35-0
Sept. 27	#16	at Washington.....	W	20-13
Oct. 4	#14	at #9 Notre Dame.....	L	14-17
Oct. 10	#25	Washington State.....	W	34-17
Oct. 18	#23	at #17 Arizona State.....	L	10-26
Oct. 25		Oregon State.....	W	38-14
Nov. 1		at #5 Oregon.....	L	16-45
Nov. 15		#25 Utah (2OT).....	L	17-20
Nov. 22		at California.....	W	38-17
Nov. 28		at #9 UCLA.....	W	31-10
Dec. 30		vs. Maryland •.....	W	45-21

• Santa Clara, Calif. (Foster Farms Bowl)

## 2015 (12-2)

Pac-12 Conference Champions  
Final AP Ranking • 3rd  
Coach • David Shaw  
Captains • Kevin Hogan, Joshua Garnett,  
Kyle Murphy, Blake Martinez,  
Kevin Anderson, Ronnie Harris

Sept. 5	#21	at Northwestern.....	L	6-16
Sept. 12		UCF.....	W	31-7
Sept. 19		at #6 USC.....	W	41-31
Sept. 25	#21	at Oregon State.....	W	42-24
Oct. 3	#18	Arizona.....	W	55-17
Oct. 15	#15	#18 UCLA.....	W	56-35
Oct. 24	#10	Washington.....	W	31-14
Oct. 31	#8	at Washington State.....	W	30-28
Nov. 7	#9	at Colorado.....	W	42-10
Nov. 14	#7	Oregon.....	L	36-38
Nov. 21	#15	California.....	W	35-22
Nov. 28	#13	#4 Notre Dame.....	W	38-36
Dec. 5	#7	vs. #24 USC •.....	W	41-22
Jan. 1	#5	vs. #6 Iowa ••.....	W	45-16

• Santa Clara, Calif. (Pac-12 Championship Game)  
•• Pasadena, Calif. (Rose Bowl)

## 2016 (10-3)

Final AP Ranking • 12th  
Coach • David Shaw  
Captains • Christian McCaffrey, Johnny Caspers,  
Peter Kalambayi, Solomon Thomas, Dallas Lloyd

Sept. 2	#8	Kansas State.....	W	26-13
Sept. 17	#7	USC.....	W	27-10
Sept. 24	#7	at UCLA.....	W	22-13
Sept. 30	#7	at #10 Washington.....	L	6-44
Oct. 8	#15	Washington State.....	L	16-42
Oct. 15		at Notre Dame.....	W	17-10
Oct. 22		Colorado.....	L	5-10
Oct. 29		at Arizona.....	W	34-10
Nov. 5		Oregon State.....	W	26-15
Nov. 12		at Oregon.....	W	52-27
Nov. 19		at California.....	W	45-31
Nov. 26		Rice.....	W	41-17
Dec. 30	#16	vs. North Carolina •.....	W	25-23

• El Paso, Texas (Sun Bowl)

## 2017 (9-5)

Final AP Ranking • 20th  
Coach • David Shaw  
Captains • David Bright, Peter Kalambayi,  
Alameen Murphy, Harrison Phillips,  
Brandon Simmons, Dalton Schultz, Keller Chryst

Aug. 26	#14	vs. Rice •.....	W	62-7
Sept. 9	#14	at #6 USC.....	L	24-42
Sept. 16	#19	at San Diego State.....	L	17-20
Sept. 23		UCLA.....	W	58-34
Sept. 30		Arizona State.....	W	34-24
Oct. 7		at #20 Utah.....	W	23-20
Oct. 14	#23	Oregon.....	W	49-7
Oct. 26	#20	at Oregon State.....	W	15-14
Nov. 4	#18	at #25 Washington State....	L	21-24
Nov. 10		#9 Washington.....	W	30-22
Nov. 18	#20	California.....	W	17-14
Nov. 25	#20	#9 Notre Dame.....	W	38-20
Dec. 1	#14	#11 USC ••.....	L	28-31
Dec. 28	#15	#13 TCU •••.....	L	37-39

• Sydney, Australia (Sydney Cup)  
•• Santa Clara, Calif. (Pac-12 Championship Game)  
••• San Antonio, Texas (Alamo Bowl)

## 2018 (9-4)

Coach • David Shaw  
Captains • JJ Arcega-Whiteside, K.J. Costello,  
Bryce Love, Alameen Murphy, Bobby Okereke,  
Brandon Simmons

Aug. 31	#13	San Diego State.....	W	31-10
Sept. 8	#10	#17 USC.....	W	17-3
Sept. 15	#9	UC Davis.....	W	30-10
Sept. 22	#7	at #20 Oregon (OT).....	W	38-31
Sept. 29	#7	at #8 Notre Dame.....	L	17-38
Oct. 6	#14	Utah.....	L	21-40
Oct. 18		at Arizona State.....	W	20-13
Oct. 27	#24	#14 Washington State.....	L	38-41
Nov. 3		at Washington.....	L	23-27
Nov. 10		Oregon State.....	W	48-17
Nov. 24		at UCLA.....	W	49-42
Dec. 1		at Cal.....	W	23-13
Dec. 31		vs. Pitt •.....	W	14-13

• El Paso, Texas (Sun Bowl)



**All-Time Bowl Appearances (30) • Bowl Record (15-14-1)**

1901	Rose Bowl Game (Jan. 1, 1902)	Michigan	L	0-49
1924	Rose Bowl Game (Jan. 1, 1925)	Notre Dame	L	10-27
1926	Rose Bowl Game (Jan. 1, 1927)	Alabama	T	7-7
1927	Rose Bowl Game (Jan. 1, 1928)	Pitt	W	7-6
1933	Rose Bowl Game (Jan. 1, 1934)	Columbia	L	0-7
1934	Rose Bowl Game (Jan. 1, 1935)	Alabama	L	13-29
1935	Rose Bowl Game (Jan. 1, 1936)	SMU	W	7-0
1940	Rose Bowl Game (Jan. 1, 1941)	Nebraska	W	21-13
1951	Rose Bowl Game (Jan. 1, 1952)	Illinois	L	7-40
1970	Rose Bowl Game (Jan. 1, 1971)	Ohio State	W	27-17
1971	Rose Bowl Game (Jan. 1, 1972)	Michigan	W	13-12
1977	Sun Bowl (Dec. 31, 1977)	LSU	W	24-14
1978	Bluebonnet Bowl (Dec. 31, 1978)	Georgia	W	25-22
1986	Gator Bowl (Dec. 27, 1986)	Clemson	L	21-27
1991	Aloha Bowl (Dec. 25, 1991)	Georgia Tech	L	17-18

1992	Blockbuster Bowl (Jan. 1, 1993)	Penn State	W	24-3
1995	Liberty Bowl (Dec. 30, 1995)	East Carolina	L	13-19
1996	Sun Bowl (Dec. 31, 1996)	Michigan State	W	38-0
1999	Rose Bowl Game (Jan. 1, 2000)	Wisconsin	L	9-17
2001	Seattle Bowl (Dec. 27, 2001)	Georgia Tech	L	14-24
2009	Sun Bowl (Dec. 31, 2009)	Oklahoma	L	27-31
2010	Orange Bowl (Jan. 3, 2011)	Virginia Tech	W	40-12
2011	Fiesta Bowl (Jan. 2, 2012)	Oklahoma State	L	38-41 (OT)
2012	Rose Bowl Game (Jan. 1, 2013)	Wisconsin	W	20-14
2013	Rose Bowl Game (Jan. 1, 2014)	Michigan State	L	24-20
2014	Foster Farms Bowl (Dec. 30, 2014)	Maryland	W	45-21
2015	Rose Bowl Game (Jan. 1, 2016)	Iowa	W	45-16
2016	Sun Bowl (Dec. 30, 2016)	North Carolina	W	25-23
2017	Alamo Bowl (Dec. 28, 2017)	TCU	L	37-39
2018	Sun Bowl (Dec. 31, 2018)	Pitt	W	14-13

**1902 Rose Bowl Game  
Michigan 49, Stanford 0  
January 1, 1902 • Pasadena, Calif.**

	1	2	Final
Michigan	17	32	49
Stanford	0	0	0

Approximately 8,500 people crowded into Tournament Park on the California Institute of Technology campus to witness the first Rose Bowl Game. The best in the West versus the best in the East had been brought together by tournament officials to attract more national attention to their pageant.

What spectators got was a flat-out massacre by the “point-a-minute” Michigan Wolverines, who had outscored opponents 501-0 during the regular season.

Coached by Fielding H. Yost, an assistant at Stanford the year before, Michigan outplayed Stanford in every aspect of the game. For the Wolverines, fullback Neil Snow rushed for five touchdowns and Ev Sweeley punted for almost 900 yards and kicked four field goals.

In a violent game, Stanford guard William Roosevelt, a second cousin of President Teddy Roosevelt, played an astonishing 15 minutes with a broken leg before having to leave the game with fractured ribs in addition to the leg injury.

The game ended with eight minutes remaining on the clock after the two team captains agreed to finally halt the Michigan onslaught.

Following the contest, the Rose Bowl Game was discontinued until the first day of 1916, when Washington State defeated Brown, 14-3.

**1925 Rose Bowl Game  
Notre Dame 27, Stanford 10  
January 1, 1925 • Pasadena, Calif.**

	1	2	3	4	Final
Notre Dame	0	13	7	7	27
Stanford	3	0	7	0	10

One of the most classic Rose Bowl Game matchups occurred in 1925 when Stanford coach Pop Warner and star player Ernie Nevers went up against Knute Rockne and “The Four Horsemen” of Notre Dame.

When it was over, the Fighting Irish had a 27-10 victory, a 10-0 season and a national championship, while Stanford finished 7-1-1. Turnovers proved to be Stanford’s undoing in the game as three Irish touchdowns were scored on Stanford giveaways.

Nevers, Stanford’s All-American two-way star, turned in one of the greatest performances in the school’s history. Not only did he play all 60 minutes in the game, but he rushed for 114 yards, more yardage than all the Four Horsemen combined, despite having his ankles bandaged so tightly that the circulation was almost completely shut off. Both ankle bones had been broken earlier in the season and the casts had been taken off just 10 days before the Rose Bowl Game. Nevers could barely walk.

Elmer Layden was the star Horseman on this day by scoring three touchdowns for Notre Dame, two on interception returns. His 76-yard return in the second quarter moved the Irish to a 13-3 lead, and his 70-yard touchdown return in the fourth quarter provided Notre Dame with its final score.

Murray Cuddeback kicked a 17-yard field goal in the first quarter to give Stanford an early 3-0 lead. Notre Dame then scored 20 unanswered points before Stanford managed to score and cut the lead to 20-10.

**1927 Rose Bowl Game  
Stanford 7, Alabama 7  
January 1, 1927 • Pasadena, Calif.**

	1	2	3	4	Final
Alabama	0	0	0	7	7
Stanford	7	0	0	0	7

In a game that pitted two unbeaten teams, Stanford and Alabama played to a 7-7 tie in a game that set a Rose Bowl Game attendance record of 57,417.

Pop Warner’s Stanford team entered the game with a 10-0 record while the Crimson Tide brought a 9-0 record to Pasadena. The Tide averted its first loss of the season by scoring the tying touchdown in the last minute of the game.

Stanford’s only score came in the first quarter when quarterback George Bogue connected with Ed Walker for a 20-yard touchdown.

With Stanford nursing a 7-0 lead late in the fourth quarter, Alabama’s Clark Pearce blocked a Stanford punt on the 47-yard line, which was ultimately recovered on Stanford’s 14-yard line.

Five plays later, Alabama scored a touchdown and kicked the extra point to preserve its unbeaten season.

Stanford outgained the Tide 311-92 in total offense.



**1928 Rose Bowl Game**  
**Stanford 7, Pitt 6**  
**January 1, 1928 • Pasadena, Calif.**

	1	2	3	4	Final
Pitt	0	0	6	0	6
Stanford	0	0	7	0	7

For the third time in four years, Stanford was selected to play in the Rose Bowl Game and for the first time, came away with a victory, beating Pittsburgh, 7-6.

Pitt's Jimmy Hagen broke a scoreless tie when he returned a fumble recovery 20 yards for a touchdown in the third quarter. Stanford quickly answered as quarterback Spud Lewis hit Biff Hoffman on a screen pass but fumbled after receiving a hard hit just before the end zone. Stanford's Frankie Wilton recovered the fumble and streaked into the end zone for the tying score.

Hoffman added the extra point to give Stanford its first Rose Bowl Game victory.

**1934 Rose Bowl Game**  
**Columbia 7, Stanford 0**  
**January 1, 1934 • Pasadena, Calif.**

	1	2	3	4	Final
Columbia	0	7	0	0	7
Stanford	0	0	0	0	0

The "Vow Boys" made their first of three straight Rose Bowl Game appearances but were shut out by the Columbia Lions, 7-0.

Columbia scored the game's only touchdown in the second quarter on a skillfully executed hidden ball trick which worked to perfection. The play, known as "KF-79", began on Stanford's 17-yard line. Columbia quarterback Cliff Montgomery handed the ball off to halfback Al Barabas, who hid the ball on his hit and waited patiently. When the entire Stanford team had been either faked or blocked, Barabas ran virtually untouched into the endzone for the game's only score.

The fact the game was even played was remarkable. The Pasadena Fire Department had to pump 12 inches of water off the field after heavy rains pounded Southern California in the days leading up to the game.

**1935 Rose Bowl Game**  
**Alabama 29, Stanford 13**  
**January 1, 1935 • Pasadena, Calif.**

	1	2	3	4	Final
Stanford	7	0	6	0	13
Alabama	0	22	0	7	29

Alabama's passing game led by quarterback Dixie Howell and wide receiver Don Hutson proved too much for Stanford, as the Crimson Tide handed the Indians their second straight Rose Bowl Game defeat, 29-13.

Howell completed nine of 12 passes for 160 yards while Hutson caught six passes for 164 yards and two touchdowns as the Tide completed an undefeated season.

Stanford took an early 7-0 lead in the first quarter, as Bobby Grayson carried over from a yard out for a touchdown which was set up by a Tide turnover.

However, Alabama scored 22 consecutive points in the final 13 minutes of the first half to take a 22-7 lead into the locker room at intermission.

Stanford cut the lead to 22-13 in the third quarter, but the Howell-Hutson combination struck again in the fourth quarter, connecting on a 59-yard touchdown pass on a third-and-23 play from its own 41-yard line.

**1936 Rose Bowl Game**  
**Stanford 7, SMU 0**  
**January 1, 1936 • Pasadena, Calif.**

	1	2	3	4	Final
Stanford	7	0	0	0	7
SMU	0	0	0	0	0

The third time proved to be the charm for the "Vow Boys" who went to Pasadena with another vow: to win the Rose Bowl Game.

Stanford quarterback Bill Paulman scored the game's only touchdown on a one-yard bootleg play in the first quarter.

SMU made its only serious scoring threat in the second quarter when it drove down to the Stanford five-yard line. Stanford's Wes Muller then forced and recovered a fumble inside the five-yard line, ending the threat.

The game was a defensive battle throughout.

Stanford's Bobby Grayson gained just 28 yards in 17 attempts while Bones Hamilton netted 23 yards on 15 carries.

**1941 Rose Bowl Game**  
**Stanford 21, Nebraska 13**  
**January 1, 1941 • Pasadena, Calif.**

	1	2	3	4	Final
Stanford	7	7	7	0	21
Nebraska	7	6	0	0	13

In 1940, Stanford got a new football coach in Clark Shaughnessy and the rest of the football world got a revolutionary style of football that would forever change the game.

Shaughnessy and his "T" Formation proved to be an offense filled with innovative tricks that left fans astonished and opponents flat-footed. The Indians bowled over all nine of its regular season opponents and came into the Rose Bowl Game with a perfect 9-0 record. The Cornhuskers (8-1) were ranked seventh in the nation and had lost just once all season to top-ranked Minnesota.

But, the game belonged to Shaughnessy and the "Wow Boys." The "T" Formation featured a completely new offensive set with the quarterback taking the snap from right behind the center. It is this game that is generally considered the clincher that convinced football pundits that the "T" was the offense of the future.

Of course, Shaughnessy's new offense was not without its stars. In quarterback Frankie Albert, halfbacks Pete Kmetovic and Hugh Gallarneau and fullback Norm Standlee, the Indians had the right tools to run the "T." Shaughnessy would later call this backfield one of the greatest of all-time in American football history.

**1952 Rose Bowl Game**  
**Illinois 40, Stanford 7**  
**January 1, 1952 • Pasadena, Calif.**

	1	2	3	4	Final
Illinois	6	0	7	27	40
Stanford	7	0	0	0	7

In the first nationwide telecast of the Rose Bowl Game, Illinois pounded Stanford, 40-7.

The Indians held an early 7-6 lead in the first quarter, only to see the Illini score 34 unanswered points to secure the sixth straight victory for the Big Ten in the New Year's Day game.

Stanford, which had won nine consecutive games during the regular season, finished the year ranked seventh in the nation in the final wire service polls.



**1971 Rose Bowl Game**  
**Stanford 27, Ohio State 17**  
**January 1, 1971 • Pasadena, Calif.**

	1	2	3	4	Final
Stanford	10	0	3	14	27
Ohio State	7	7	3	0	17

Making its first Rose Bowl Game appearance in 19 years, Stanford stunned the college football world with a convincing 27-17 upset over previously unbeaten Ohio State.

Heisman Trophy winner Jim Plunkett completed 20 of 30 passes for 265 yards and one touchdown, while the Stanford defense, led by tackle Dave Tipton and linebacker Jeff Siemon, limited the Buckeyes to just three points in the second half as the Indians erased a 14-10 halftime deficit.

Stanford trailed 17-13 after three quarters, but Plunkett engineered an 80-yard, 13-play scoring drive early in the fourth period, culminated by a one-yard touchdown run by Jackie Brown.

On the Buckeyes next possession, Stanford's Jack Schultz intercepted a Rex Kern pass, giving the Indians the ball on the Ohio State 25-yard line. Four plays later, Plunkett connected with Randy Vataha for a 10-yard touchdown to give Stanford a 27-17 lead with just over eight minutes left to play.

**1972 Rose Bowl Game**  
**Stanford 13, Michigan 12**  
**January 1, 1972 • Pasadena, Calif.**

	1	2	3	4	Final
Stanford	0	0	3	10	13
Michigan	0	3	0	9	12

Quarterback Don Bunce and the "Thunderchickens" defense gave Stanford head coach John Ralston his second consecutive Rose Bowl Game victory in a thrilling, come-from-behind victory over previously unbeaten Michigan.

A 31-yard field goal by Rod Garcia with 0:12 remaining capped off a wild fourth quarter, as the underdog Indians scored their second straight upset victory before 103,154 at the famed stadium.

A safety gave Michigan a 12-10 lead with 3:18 remaining. After regaining possession on its own 22-yard line with 1:48 remaining, Bunce completed five consecutive passes, moving the Indians down to the Michigan 17-yard line with 22 seconds remaining.

Two plays, three yards gained and two timeouts later, on came Garcia to attempt a game-winning 31-yard field goal. His kick split the uprights, handing Stanford an improbable, come-from-behind victory.

Bunce, who completed 24 of 44 passes for 290 yards, was named the game's MVP.

**1977 Sun Bowl**  
**Stanford 24, LSU 14**  
**December 31, 1977 • El Paso, Texas**

	1	2	3	4	Final
LSU	7	7	0	0	14
Stanford	0	10	7	7	24

Playing in its first post-season bowl game other than the Rose Bowl Game, Stanford notched a 24-14 victory over favored LSU in the Sun Bowl.

Under the direction of first-year head coach Bill Walsh, Stanford ended the season with a 9-3 record and a No. 15 ranking in both wire service polls.

The game was billed as an offensive showdown with the passing of Stanford quarterback Guy Benjamin and the running of LSU All-American Charles Alexander.

Benjamin completed 23 of 36 passes for a Sun Bowl-record 269 yards while Alexander finished the game with 197 yards on the ground, also a record.

But the game was decided by Stanford's defense, which shut out the Tigers in the second half. Linebacker Gordy Ceresino led both teams with 22 tackles and was awarded the Chuck Hughes Memorial Trophy for his outstanding defensive play.

**1978 Bluebonnet Bowl**  
**Stanford 25, Georgia 22**  
**December 31, 1978 • Houston, Texas**

	1	2	3	4	Final
Stanford	0	0	22	3	25
Georgia	3	12	7	0	22

Stanford won its fourth bowl game in four appearances in the 1970s as Bill Walsh led his Cardinal to a spectacular come-from-behind victory over heavily favored Georgia.

The Cardinal entered the game with a 7-4 overall mark, 4-3 in the Pac-10 and unranked. Georgia, on the other hand, was 9-1-1 and ranked seventh and 11th by the two wire service polls.

The Bulldogs jumped out to a 15-0 lead at the half and led 22-0 early in the third quarter before Stanford got its wake-up call. The Cardinal proceeded to score 25 unanswered points in a six-and-a-half minute span to take the lead. Stanford's 25-22 lead early in the fourth quarter held up as the Cardinal defense, led by Gordy Ceresino, shut out the powerful Bulldog offense to preserve the win.

Ceresino was named the game's Defensive MVP as he accounted for 20 tackles. Cardinal quarterback Steve Dils was the Offensive MVP after leading the remarkable comeback. He completed 17 of 28 passes for 210 yards and three touchdowns.

**1986 Gator Bowl**  
**Clemson 27, Stanford 21**  
**December 27, 1986 • Jacksonville, Fla.**

	1	2	3	4	Final
Stanford	0	0	7	14	21
Clemson	7	20	0	0	27

There were two different games played on this day in Jacksonville, Florida. The first belonged to Clemson in the first half and the second belonged to the Cardinal in the final half.

The difference, however, was that Clemson won the first half 27-0 and Stanford won the second half 21-0 - giving the Tigers a 27-21 victory in the Cardinal's first post-season bowl appearance since the 1978 Bluebonnet Bowl.

Clemson gained 291 yards and had 15 first downs in the first half while the Cardinal gained just 57 yards and recorded three first downs. The Tigers' 27-0 first half lead was largely due to the running of Terrence Flagler and Kenny Flowers and the passing of quarterback Rod Williams, who completed 8-of-11 for 101 yards.

Stanford's starting quarterback - John Paye - could not play due to injury and seldom-used backup Greg Ennis was called to action. Ennis completed 20-of-40 for 168 yards for the game, but was just 6-of-13 for 18 yards in the first half. Brad Muster, the 1986 Pac-10 Offensive Player of the Year, earned co-MVP honors with Clemson's Williams after rushing for 70 yards on 17 carries and catching four passes for 53 yards and two touchdowns.

**1991 Aloha Bowl**  
**Georgia Tech 18, Stanford 17**  
**December 25, 1991 • Honolulu, Hawaii**

	1	2	3	4	Final
Georgia Tech	10	0	0	8	18
Stanford	7	10	0	0	17

Stanford's "Now Boys" entered the Aloha Bowl with a seven-game winning streak - the program's longest since 1951 - as the Cardinal was making its first bowl appearance since 1986.

The Cardinal jumped out to first-half leads of 7-0 and 17-10, but Georgia Tech scored a touchdown and two-point conversion in the last 14 seconds of the game to secure an 18-17 victory. Stanford led 17-10 with 1:41 remaining in the game when its drive stalled on the Georgia Tech 45.

Tommy Vardell finished the game with 104 yards and accounted for both of Stanford's touchdowns, but was knocked out of the game in the second half after breaking his collarbone. Quarterback Steve Stenstrom finished the game completing 16 of 32 passes for 170 yards.





**1993 Blockbuster Bowl**  
**Stanford 24, Penn State 3**  
**January 1, 1993 • Miami, Fla.**

	1	2	3	4	Final
Stanford	7	7	10	0	24
Penn State	3	0	0	0	3

The culmination of one of the greatest football seasons in Stanford history came on a warm and cloudy day in Miami.

The Cardinal, Pac-10 Co-Champions for the first time since 1971 and playing in its first New Year's Day Bowl Game since the 1972 Rose Bowl Game, beat traditional power Penn State, 24-3, in the Blockbuster Bowl in a game that clearly showed why Stanford was a top-10 team.

Stanford used a familiar formula: a dominating defense and an effective offense.

After Stanford took a 14-3 lead into the locker room at halftime, Penn State could muster just 29 rushing yards, 53 via the pass and only 82 total yards the entire second half.

Senior cornerback Darrien Gordon was named the game's Most Outstanding Player after holding Penn State All-American wide receiver O.J. McDuffie intact. Gordon recorded seven tackles and was credited with six pass breakups.

Steve Stenstrom completed 17 of 28 passes for 210 yards and two touchdowns while fullback Ellery Roberts added 98 yards on the ground.

**1995 Liberty Bowl**  
**East Carolina 19, Stanford 13**  
**December 30, 1995 • Memphis, Tenn.**

	1	2	3	4	Final
Stanford	0	7	6	0	13
East Carolina	7	9	0	3	19

Stanford was picked to finish last in the Pac-10 by many of the preseason prognosticators but the Cardinal under first-year head coach Tyrone Willingham had different ideas. Stanford found itself unbeaten after its first five games, with only a tie against Wisconsin blemishing an otherwise perfect ledger.

The Cardinal picked up three more wins late in the season against Oregon State, Washington State and Cal to finish the regular season with a 7-3-1 mark and gain an invitation to the St. Jude Liberty Bowl, where it would face East Carolina.

Stanford could not get on track offensively and managed just 11 first downs and 211 yards in total offense in a 19-13 loss to the Pirates. The Cardinal faced a third-and-one from the Pirate 20 with less than a minute left to play, but Mark Butterfield's last two passes fell incomplete and ECU took over on downs with 11 seconds left in the game.

**1996 Sun Bowl**  
**Stanford 38, Michigan State 0**  
**December 31, 1996 • El Paso, Texas**

	1	2	3	4	Final
Stanford	7	14	10	7	38
Michigan State	0	0	0	0	0

In the most lopsided bowl game victory in school history, Stanford completely took apart Michigan State en route to a 38-0 Sun Bowl win, the first shutout by a Cardinal team since 1974.

Stanford advanced to the 18th bowl game in school history and the second straight under Tyrone Willingham. The Cardinal's win gave Stanford a 7-5 final record and five consecutive wins to end the season.

The game was as one-sided as the score indicated. Stanford scored touchdowns on offense, defense and special teams, led 21-0 at the half and never allowed the Spartans to mount any semblance of a comeback in the second half.

Chad Hutchinson was named the game's offensive MVP after completing 22 of 28 passes for 226 yards and one touchdown. Anthony Bookman ran wild in El Paso, finishing the contest with 103 yards on 11 carries.

Defensive end Kailee Wong recorded 10 tackles, three tackles for loss and two sacks and was named the game's defensive MVP.

**2000 Rose Bowl Game**  
**Wisconsin 17, Stanford 9**  
**January 1, 2000 • Pasadena, Calif.**

	1	2	3	4	Final
Stanford	0	9	0	0	9
Wisconsin	0	3	7	7	17

Stanford returned to Pasadena for the first time since 1972 after finishing the regular season 8-4 overall, including a sparkling 7-1 Pac-10 Conference record. Stanford was a heavy underdog to Big Ten champion Wisconsin, but gave the fourth-ranked Badgers all they could handle in a 17-9 defeat.

Stanford's effort was even more impressive considering the Cardinal suffered crucial injuries to key players -- notably wide receiver Troy Walters and defensive end Willie Howard -- leading up to the game. Walters played in the game with a heavily wrapped wrist and caught three passes for 52 yards and Howard defied the odds and made a start at defensive end and recorded five tackles.

Stanford, which had yielded an average of 452.8 yards per game in the regular season, limited the Badgers to just 331 yards in total offense. However, 200 of those yards came on the efforts of Heisman Trophy-winner Ron Dayne. Todd Husak finished the game with 258 passing yards, but Stanford was held to minus-five yards in rushing offense.

**2001 Seattle Bowl**  
**Georgia Tech 24, Stanford 14**  
**December 27, 2001 • Seattle, Wash.**

	1	2	3	4	Final
Georgia Tech	7	10	0	7	24
Stanford	0	3	3	8	14

Coming off one of the best regular season performances in the 106-year history of the program, Stanford rode into postseason play with momentum, boasting a spectacular 9-2 record.

The nine victories marked the first time since 1992 that the Cardinal accomplished this feat, and was only the second time in 50 years that the program had attained this mark. The 11th-ranked Cardinal aimed for its 10th victory in the Pacific Northwest against Georgia Tech in the inaugural Seattle Bowl.

Despite a fourth-quarter surge that pulled the Cardinal within a field goal with 11:39 left in the contest, unranked Georgia Tech surprised Stanford 24-14.

Stanford finished the year with a 9-3 record and was ranked 16th in the nation by the Associated Press. Lewis, who replaced starter Randy Fasani at the end of the third quarter, was named Stanford's Player of the Game after completing 6 of 13 passes for 110 yards and one touchdown.

**2009 Sun Bowl**  
**Oklahoma 31, Stanford 27**  
**December 31, 2009 • El Paso, Texas**

	1	2	3	4	Final
Oklahoma	10	7	14	0	31
Stanford	7	17	0	3	27

Playing in its first bowl game since 2001, Stanford fell to Oklahoma, 31-27, before a sellout crowd of 53,713.

Oklahoma's Landry Jones completed 30 of 51 passes for 418 yards and three touchdowns to earn game MVP honors. The 418 yards tied for the ninth-highest passing total ever by a Stanford opponent.

The 19th-ranked Cardinal was without the services of quarterback Andrew Luck, who was sidelined with a broken right index finger suffered a month earlier.

Tavita Pritchard made his first start of the season and completed 8 of 19 passes for 117 yards. Toby Gerhart ended his Stanford career by rushing for 135 yards on 32 carries to go along with two touchdowns.

Stanford enjoyed a 24-17 halftime lead. The Cardinal managed just 79 yards in total offense and four first downs in the second half.

A 21-yard field goal by Whitaker cut the lead to 31-27 in the fourth quarter. Stanford regained possession at its own 15-yard line with 3:21 remaining, but saw its season come to an end after going four-and-out.



**2011 Orange Bowl**  
**Stanford 40, Virginia Tech 12**  
 January 3, 2011 • Miami Gardens, Fla.

	1	2	3	4	Final
Stanford	7	6	13	14	40
Virginia Tech	2	10	0	0	12

Stanford added an exclamation point to its historic 2010 season with a 40-12 victory over Virginia Tech in the Discover Orange Bowl in Miami Gardens, Fla.

Behind four touchdown passes by quarterback Andrew Luck, Stanford pulled away from the ACC-champion Hokies in the second half en route to its school record 12th victory of the season. Three of Luck's four touchdown strikes went to tight end Coby Fleener, who finished the game with six receptions for 173 yards, both career highs.

Luck, who was named the game's Most Outstanding Player, completed 18 of 23 passes for 287 yards and four touchdowns. After completing 9 of 13 passes in the first half, Luck was nearly perfect following intermission, completing 9 of 10 attempts for 201 yards and three touchdowns – all to Fleener.

Stanford led just 13-12 at halftime, as the Hokies thwarted a fake punt and blocked an extra point try.

Running back Jeremy Stewart, who had been hampered all year with injuries, broke loose for a 60-yard touchdown run at the 6:16 mark of the first quarter to give the Cardinal a 7-0 lead.

After Virginia Tech took a 13-9 lead, Luck connected with tight end Zach Ertz for a 25-yard touchdown pass that capped an eight-play, 79-yard scoring drive. A field goal by Virginia Tech's Chris Hazley just before halftime cut Stanford's lead to 13-12 at the break.

The second half belonged to the Cardinal, as Stanford scored on its first four possessions on its way to its eighth consecutive victory. Owen Marecic opened the second half scoring spree with a one-yard run at the 8:47 mark of the third quarter to give Stanford a 19-12 lead.

Luck then hit Fleener for touchdowns of 41, 58 and 38 yards, securing Stanford's first bowl victory since 1996.

Stanford's defense, behind a 12-tackle effort from linebacker Shayne Skov, limited a strong Hokies running game to just 66 yards.

It was the final game for Stanford head coach Jim Harbaugh, who compiled a 29-21 in four seasons at the helm of the Cardinal program. With the win, Stanford became the first FBS team to win 12 games four years after losing 11 contests.

**2012 Fiesta Bowl**  
**Oklahoma State 41, Stanford 38 (OT)**  
 January 3, 2012 • Glendale, Ariz.

	1	2	3	4	OT	Final
Stanford	7	14	7	10	0	38
Oklahoma State	0	21	3	14	3	41

In the most anticipated postseason game outside of the BCS National Championship Game, third-ranked Oklahoma State dealt fourth-ranked Stanford a heartbreaking 41-38 overtime loss in a wildly entertaining Tostitos Fiesta Bowl in Glendale, Ariz.

Quinn Sharp's 22-yard field goal in overtime gave the Cowboys its first BCS title, only after Stanford kicker Jordan Williamson misfired on two critical field goal attempts, one at the end of regulation and the other in overtime.

Quarterbacks Andrew Luck and Brandon Weeden each threw for over 300 yards while Stanford running back Stepfan Taylor ran for a career-high 177 yards on 35 carries.

Two-time Biletnikoff Award winner Justin Blackman caught eight passes for 186 yards, including touchdowns of 43, 67 and 17 yards.

Luck was especially brilliant in his final game in a Stanford uniform, completing 27 of 31 passes for 347 yards and two touchdowns, including a 53-yard bomb to Ty Montgomery that accounted for the game's first touchdown.

Stanford compiled 590 yards in total offense, compared to 412 for Oklahoma State, and held the Cowboys to just 13 yards rushing.

The Cardinal never trailed in the game until Sharp made the game-winning field goal that left Stanford crestfallen.

The two teams combined for 24 points in a wild fourth quarter.

Taylor's one-yard touchdown run with 4:34 left capped a 13-play, 69-yard scoring drive that gave the Cardinal a short-lived 38-31 lead.

Weeden and the Cowboys marched 67-yards in nine plays and tied the game when Joseph Randall carried over from four yards out with 2:35 left.

Luck then drove the Cardinal down to the Cowboys 23-yard line, setting up a potential game-winning field goal with :03 remaining.

However, Williamson's attempt missed badly, sending the game into overtime. Stanford had the first crack in overtime, but Williamson misfired on a 43-yard attempt.

**2013 Rose Bowl Game**  
**Stanford 20, Wisconsin 14**  
 January 1, 2013 • Pasadena, Calif.

	1	2	3	4	Final
Wisconsin	0	14	0	0	14
Stanford	14	3	0	3	20

Stanford finished a 12-2 campaign with a 20-14 victory over Wisconsin in the 99th Rose Bowl Game. In a defense-dominated second half, Usua Amanam stopped Wisconsin's final drive with an interception near midfield with 2:30 to play to seal the program's first Rose Bowl victory in 40 years.

Stepfan Taylor rushed for 89 yards and an early touchdown, while Kevin Hogan passed for 123 yards, but Stanford won the game with a shutdown effort by its defense, which held Wisconsin scoreless with just 82 yards after halftime.

Kelsey Young took his only carry 16 yards for a score on Stanford's opening possession, and Taylor scored on the second drive after a big catch by Zach Ertz. Wisconsin kept the Cardinal out of the end zone for the final 51 minutes, but Stanford's defense didn't need any more help in the Cardinal's eighth straight victory to end the campaign.

Following Taylor's 3-yard touchdown run just eight and a half minutes in to give the Cardinal a 14-0 lead, Wisconsin briefly got going only to be turned back by Stanford's defense with a goal line stand from its 1-yard line.

Montee Ball had an 11-yard touchdown run midway through the second quarter and, following a Stanford field goal, the Badgers cut the deficit to 17-14 on Jordan Fredrick's short touchdown catch just 19 seconds before the break.

Wisconsin would get no closer as Stanford celebrated in front of 93,359 fans.



**2014 Rose Bowl Game**  
**Michigan State 24, Stanford 20**  
**January 1, 2014 • Pasadena, Calif.**

	1	2	3	4	Final
Michigan State	0	14	3	7	24
Stanford	10	7	0	3	20

Stanford took a 10-0 lead after the first quarter, but could not hold on as Michigan State came back for a 24-20 victory in the 100th Rose Bowl Game.

Tyler Gaffney ran for 91 yards and an early touchdown for Stanford, and linebacker Kevin Anderson returned an interception 40 yards for a score late in the first half.

Kevin Hogan threw for 143 yards on 10 of 18 passing, including a 51-yard connection to Devon Cajuste in the third quarter and a 43-yard strike to Michael Rector in the first.

Ed Reynolds led the defense with 10 tackles and Shayne Skov had a sack and three tackles for loss. But Michigan State's Connor Cook passed for a career-high 332 yards on 22 of 36 passing.

Cook's connection with Tony Lippett in the fourth quarter proved to be the difference.

The tie-breaking pass came from 25-yards out and Stanford could not muster a comeback of its own, despite a late field goal from Jordan Williamson.

The Spartan's defense ended it by stopping the Pac-12 champion Cardinal on fourth-and-1 with 1:46 to play, stuffing a run play up the middle.

A mere 112 years after the game considered the first Rose Bowl was played in a park elsewhere in Pasadena, Stanford and Michigan State engaged in an old-fashioned slugfest in the venerable stadium that later hosted the BCS title game.

Stanford fell to 54-13 over the last five seasons, including four straight appearances in BCS bowl games.

**2014 Foster Farms Bowl**  
**Stanford 45, Maryland 21**  
**December 30, 2014 • Santa Clara, Calif.**

	1	2	3	4	Final
Maryland	0	7	0	14	21
Stanford	7	21	7	10	45

Kevin Hogan threw for 189 yards and two touchdowns, Remound Wright ran for three short scores, and Stanford overwhelmed Maryland, 45-21, in the Foster Farms Bowl.

On a chilly, windy night in Silicon Valley, Stanford blew past the Terrapins with a complete performance. They outgained Maryland 414 to 222 yards and looked right at home at Levi's Stadium, about 11 miles from campus.

It was the most points scored in a bowl game in Stanford history. Stanford denied Maryland its first postseason win since 2010.

Hogan, named the game's most valuable offensive player, completed 14 of 20 passes. Wright tied the bowl record for touchdowns rushing, and Stanford's smothering defense did the rest.

Ten receivers caught passes, with Devon Cajuste (four receptions for 47 yards and two touchdowns) and tight end Austin Hooper (five receptions for 71 yards) leading the way.

Christian McCaffrey had 138 all-purpose yards and Ricky Seale ran for his first career touchdown -- a 1-yard plunge that put Stanford up 42-7 early in the fourth.

Maryland quarterback C.J. Brown moved the offense early, although he was sacked six times. Brown finished 15-for-27 passing for 205 yards and one interception and ran for a late touchdown.

Diggs caught 10 passes for 138 yards, Wes Brown ran for a short touchdown early in the second quarter and William Likely returned a kickoff 100 yards for a score in the fourth after the game had become a rout.

James Vaughters had five tackles, three of which were quarterback sacks, to earn defensive MVP honors.

**2016 Rose Bowl Game**  
**Stanford 45, Iowa 16**  
**January 1, 2016 • Pasadena, Calif.**

	1	2	3	4	Final
Stanford	21	14	3	7	45
Iowa	0	0	3	13	16

The first time Christian McCaffrey touched the ball in the 102nd Rose Bowl, he took it 75 yards for a spectacular touchdown. A few hundred yards later, Stanford's star had smashed the oldest bowl game's record for all-purpose yards while leading the Cardinal to a blowout win over Iowa.

McCaffrey caught a touchdown pass on the opening snap and returned a punt 63 yards for another score while racking up 368 all-purpose yards, propelling No. 5 Stanford to a 45-16 victory over the sixth-ranked Hawkeyes.

McCaffrey was sublime in his Rose Bowl debut, breaking the all-purpose yards record set by Wisconsin's Jared Abbrederis in 2012. The speedy running back turned in one of the most dynamic performances in the Rose Bowl's lengthy history.

The world was wide awake to see McCaffrey in Pasadena -- and he scored 11 seconds in. Hogan's throw to McCaffrey was the second-longest touchdown pass in Rose Bowl history and the longest play given up all season by the stingy Iowa defense.

McCaffrey finished with 172 yards rushing, 105 yards receiving and 91 on kick returns, putting an appropriate cap on the season in which he set the NCAA record for all-purpose yards. He also became the first player ever to rack up more than 100 yards rushing and 100 yards receiving in a Rose Bowl -- and he even became the single-season rushing leader in Stanford history with 2,109 yards on the ground.

With a powerful offensive line and a sturdy defense, Stanford ruined the first Rose Bowl in 25 years for the Hawkeyes, who followed up their remarkable 12-0 regular season with two postseason losses.

C.J. Beathard passed for 239 yards and two fourth-quarter touchdowns for the Hawkeyes, whose thousands of fans proudly filled the venerable stadium with old gold and black. The faithful had painfully little to cheer after Iowa fell behind on the first snap, putting a daylong damper on Kirk Ferentz's first Rose Bowl after 17 years as a head coach.

The Cardinal had the highest-scoring first quarter and first half in the Rose Bowl's lengthy history. After McCaffrey's opening touchdown, Hogan rushed for an 8-yard score and Quenton Meeks returned an interception 66 yards for another touchdown in the first 11 minutes.

Iowa had never trailed by more than seven points at any point in its magical season, which included the first 12-0 start in school history before a narrow loss to Michigan State in the Big Ten title game. But the rout was really on after McCaffrey made his 63-yard touchdown return in the opening minute of the second, juking Iowa linebacker Josey Jewell on the way.

Stanford even got creative -- or cruel, depending on your perspective. Hogan appeared to fake a fumbled handoff to McCaffrey in the second quarter before popping up and throwing to an untouched Michael Rector for a 31-yard score, making it 35-0 at halftime.



**2016 Sun Bowl**  
**Stanford 25, North Carolina 23**  
**December 30, 2016 • El Paso, Texas**

	1	2	3	4	Final
Stanford	7	6	3	9	25
North Carolina	7	0	10	6	23

Stanford got its usual dual-threat, standout performance from its running back, but this time it wasn't Christian McCaffrey.

Bryce Love took over for the absent McCaffrey in the backfield, running for 119 yards and catching a 49-yard touchdown pass to help No. 16 Stanford beat North Carolina, 25-23, in the Sun Bowl.

Stanford held on after North Carolina pulled within two with 25 seconds left on Mitch Trubisky's two-yard pass to Bug Howard, sacking Trubisky on the two-point conversion try.

Stanford took a 25-17 lead on Conrad Ukropina's 27-yard field goal with 3:23 left. North Carolina was forced to punt on its next series, but used two timeouts to get the ball back.

After taking over at their own 3, the Tar Heels drove 97 yards in 10 plays. Completing passes of 44 and 27 yards, Trubisky capped the 1:11 drive with the two-yard touchdown pass to Howard.

Stanford then sacked Trubisky on the two-point try, a rush led by Solomon Thomas forcing the quarterback to retreat before being taken down. Thomas was selected the game's MVP.

Stanford safety Dallas Lloyd intercepted two of Trubisky's passes, returning the second 19 yards for a touchdown to give Stanford a 22-17 lead early in the fourth quarter.

Starting quarterback Keller Chryst left with a knee injury in the second quarter, forcing backup Ryan Burns into the game. At that point, they were without their top two backfield weapons.

Ukropina kicked four field goals to tie a Sun Bowl record and was named the game's Most Valuable Special Teams Player. He also set a Stanford record for field goals in a season with 22. He set the record with his second-quarter kick, then added two more.

**2017 Alamo Bowl**  
**TCU 39, Stanford 37**  
**December 28, 2017 • San Antonio, Texas**

	1	2	3	4	Final
Stanford	14	7	10	6	37
TCU	3	7	13	16	39

TCU rallied from 21-3 down to beat Stanford, 39-37, behind Kenny Hill, who passed for two touchdowns, ran for another, and even caught one. Cole Bunce kicked the winning 33-yard field goal with just over three minutes left after Stanford had retaken the lead.

Bryce Love rushed for 145 yards for Stanford, including a 69-yard touchdown run in the third quarter. K.J. Costello threw three touchdown passes to JJ Arcega-Whiteside, the last one giving Stanford a 37-36 lead.

Love finished with the season with 2,118 yards rushing, setting a Stanford single-season record.

Hill scored the Horned Frogs' first touchdown on a 6-yard scramble. His 27-yard touchdown catch on a throw from receiver Desmon White capped TCU's first drive of the second half.

Hill added a 93-yard touchdown pass to Jalen Reagor in the fourth quarter.

Hill completed three passes on TCU's winning drive. The Horned Frogs sealed the victory with an interception by Innis Gaines with 2:01 left.

After pinning TCU deep, Hill found Reagor for the long touchdown pass early in the fourth quarter. White, who earlier had a costly fumble, then gave TCU its first lead with a punt return touchdown.

**2018 Sun Bowl**  
**Stanford 14, Pitt 13**  
**December 31, 2018 • El Paso, Texas**

	1	2	3	4	Final
Stanford	0	7	0	7	14
Pitt	0	10	3	0	13

Cameron Scarlett scored on a 1-yard run and recovered a fumble in the end zone for a second score to lead Stanford to a 14-13 victory against Pittsburgh in the Sun Bowl.

The Cardinal finished on a four-game winning streak, much the same way it did two years ago when Stanford won the Sun Bowl for a season-ending six-game streak. Making a school-record 10th straight postseason appearance, Stanford has won four of its last five bowl games, with two of those victories coming in the Sun Bowl.

Stanford struggled offensively throughout the game but was playing without five starters: tailback Bryce Love, receiver Trenton Irwin, tight end Kaden Smith, left tackle Walker Little and right guard Nate Herbig.

In fact, the Cardinal did not score in the first quarter, representing its first scoreless quarter of play in a bowl game since being shut out in the third quarter of the 2014 Rose Bowl Game against Michigan State.

Scarlett finished with 91 yards on 21 carries while filling in for Love, who missed the game due to injury. Scarlett was honored as the C.M. Hendricks Most Valuable Player, while on the defensive side, Thomas Booker was recognized as the Jimmy Rogers, Jr. Most Valuable Lineman.

The Cardinal was 0 for 8 on third downs before K.J. Costello hit JJ Arcega-Whiteside for a 12-yard completion. A 49-yard pass to Arcega-Whiteside followed, and Scarlett recovered Costello's fumble for the go-ahead score on the next play with 11:28 left.

Pitt, which had a 10-7 halftime lead and was up 13-7 early in the fourth quarter, was led by tailback Darrin Hall, who had 16 carries for 123 yards and a score.





Season	Opponent (Rank)	Date	Result	Score
1936	USC (6)	---	L	7-14
	Washington (6)	---	T	14-14
1937	California (2)	---	L	0-13
1938	at California (9)	---	L	0-6
	Dartmouth (13)	---	W	23-13
1939	at USC (4)	---	L	0-33
1940	at Washington State (19)	---	W	26-14
	USC (17)	---	W	21-17
	Washington (11)	---	W	20-10
	Oregon State (19)	---	W	28-14
	vs. Nebraska (7) [Rose Bowl]	---	W	21-13
1942	UCLA (11)	---	L	7-21
1946	at UCLA (5)	---	L	6-26
1947	UCLA (19)	---	L	6-39
	at USC (5)	---	L	0-14
	California (9)	---	L	18-21
1948	vs. Army (4)	---	L	0-43
	at California (4)	---	L	6-7
1949	UCLA (18)	---	L	7-14
	at USC (12)	---	W	34-13
	California (3)	---	L	14-33
1950	Army (3)	---	L	0-7
	at California (4)	---	T	7-7
1951	Washington State (16)	---	W	21-13
	at USC (6)	---	W	27-20
	California (19)	---	L	7-20
	vs. Illinois (4)	---	L	7-40
1952	at Washington State (15)	---	W	14-13
	at UCLA (10)	---	L	14-24
	USC (6)	---	L	7-54
1953	UCLA (4)	---	W	21-20
	at USC (17)	---	L	20-23
1954	at Oregon (16)	---	W	18-13
	Navy (19)	---	L	0-25
	at UCLA (3)	---	L	0-72
	USC (10)	---	L	7-21
1955	Ohio State (8)	---	W	6-0
	UCLA (9)	---	L	13-21
	at USC (16)	---	W	28-20
1956	Michigan State (3)	---	L	7-21
	at Ohio State (4)	---	L	20-32
	USC (6)	---	W	27-19
	Oregon State (14)	---	L	19-20
1957	UCLA (15)	---	W	20-6
	Oregon (15)	---	L	26-27
1958	at California (19)	---	L	15-16
1959	at Wisconsin (8)	---	L	14-16
	at USC (5)	---	L	28-30
1960	Washington (12)	---	L	10-29
	at UCLA (19)	---	L	8-26
1961	at Michigan State (6)	---	L	3-31
1962	Michigan State (6)	---	W	16-13
	Washington (9)	---	L	0-14
	USC (2)	---	L	14-39
1964	at Notre Dame (2)	---	L	6-28
	at Oregon (7)	---	W	10-8
1965	at USC (6)	---	L	0-14
	UCLA (7)	---	L	13-30
1966	USC (5)	---	L	7-21
	at UCLA (8)	---	L	0-10
1967	at USC (1)	---	L	0-30
	UCLA (3)	---	L	16-21
1968	USC (2)	---	L	24-27
	California (18)	---	W	20-0

1969	at Purdue (8)	---	L	35-36
	at USC (4)	---	L	24-26
	UCLA (6)	---	T	20-20
	Air Force (20)	---	W	47-34
1970	at Arkansas (4)	---	W	34-28
	USC (4)	---	W	24-14
	at UCLA (16)	---	W	9-7
	at Air Force (13)	---	L	14-31
	vs. Ohio State (2)	---	W	27-17
1971	Duke (19)	---	L	3-9
	at Washington (11)	---	W	17-6
	vs. Michigan (4)	---	W	13-12
1972	West Virginia (20)	---	W	41-35
	USC (1)	---	L	21-30
	Washington (12)	---	W	24-0
	at UCLA (8)	---	L	23-28
1973	Penn State (7)	Sept. 15	L	6-20
	at Michigan (5)	Sept. 22	L	10-47
	UCLA (15)	Oct. 13	L	13-59
	at USC (8)	Nov. 10	L	26-27
1974	at Penn State (8)	Sept. 13	L	20-24
	Michigan (4)	Oct. 5	L	16-27
	USC (11)	Nov. 9	L	10-34
	at California (19)	Nov. 23	W	22-20
1975	at Penn State (10)	Sept. 13	L	14-34
	at Michigan (2)	Sept. 20	T	19-19
	at USC (9)	Nov. 8	W	13-10
	California (13)	Nov. 22	L	15-48
1976	at Penn State (10)	Sept. 11	L	12-15
	at Michigan (1)	Sept. 18	L	0-51
	at UCLA (5)	Oct. 9	L	20-38
	USC (4)	Nov. 6	L	24-48
1977	at Colorado (12)	Sept. 10	L	21-27
	at USC (16)	Nov. 5	L	0-49
1978	Oklahoma (4)	Sept. 9	L	29-35
	at UCLA (16)	Oct. 7	L	26-27
	USC (6)	Nov. 4	L	7-13
	vs. Georgia (11)	Dec. 31	W	25-22
1979	at USC (1)	Oct. 13	T	21-21
1980	at Oklahoma (4)	Sept. 27	W	31-14
	at UCLA (5)	Oct. 11	L	21-35
	USC (4)	Nov. 8	L	9-34
1981	Ohio State (8)	Sept. 26	L	19-24
	UCLA (17)	Oct. 10	W	26-23
	at USC (7)	Oct. 17	L	17-25
	Arizona State (17)	Oct. 24	L	36-62
	at Washington (18)	Oct. 31	L	31-42
1982	at Ohio State (13)	Sept. 25	W	23-20
	at Arizona State (11)	Oct. 9	L	17-21
	USC (14)	Oct. 16	L	21-41
	Washington (2)	Oct. 30	W	43-31
	at UCLA (12)	Nov. 13	L	35-38
1983	Oklahoma (2)	Sept. 10	L	14-27
	at Arizona State (20)	Oct. 1	L	11-29
	at Washington (17)	Oct. 15	L	15-32
	Arizona (19)	Oct. 22	W	31-22
1984	at Oklahoma (16)	Sept. 8	L	7-19
	at UCLA (17)	Oct. 6	W	23-21
	Washington (2)	Oct. 13	L	15-37
	USC (18)	Nov. 3	L	11-20
1986	Washington (12)	Oct. 11	L	14-24
	at UCLA (12)	Nov. 8	W	28-23
	Arizona (12) [Tokyo, Japan]	Nov. 29	W	29-24
1987	at Washington (13)	Sept. 5	L	21-31
	UCLA (11)	Oct. 3	L	0-49
1988	USC (6)	Sept. 10	L	20-24
	at Notre Dame (5)	Oct. 1	L	14-42
	at UCLA (6)	Nov. 12	L	17-27

1989	at Arizona (18)	Sept. 2	L	3-19
	Oregon (22)	Sept. 23	W	18-17
	Notre Dame (1)	Oct. 7	L	17-27
	at Washington State	Oct. 14	L	13-31
	at USC (10)	Oct. 28	L	0-19
1990	at Colorado (6)	Sept. 6	L	17-21
	at Notre Dame (1)	Oct. 6	W	36-31
	USC (16)	Oct. 13	L	22-37
	Washington (13)	Oct. 20	L	16-52
	at Oregon (25)	Oct. 27	L	0-31
1991	Washington (4)	Sept. 7	L	7-42
	Colorado (17)	Sept. 28	W	28-21
	Notre Dame (8)	Oct. 5	L	26-42
	UCLA (22)	Nov. 9	W	27-10
	California (6)	Nov. 23	W	38-21
1992	vs. Texas A&M (7) [Pigskin Classic]	Aug. 26	L	7-10
	at Notre Dame (6)	Oct. 3	W	33-16
	at UCLA (19)	Oct. 10	W	19-7
	at Washington (2)	Oct. 31	L	7-41
	USC (11)	Nov. 7	W	23-9
	Washington State (21)	Nov. 14	W	40-3
	vs. Penn State (21)	Jan. 1	W	24-3
1993	at Washington (12)	Sept. 4	L	14-31
	Colorado (7)	Sept. 18	W	41-37
	Notre Dame (4)	Oct. 2	L	20-48
	at Arizona (11)	Oct. 16	L	24-27
1994	Arizona (8)	Sept. 24	L	10-34
	at Notre Dame (8)	Oct. 1	L	15-34
	Washington (12)	Nov. 5	W	46-28
	Oregon (15)	Nov. 12	L	21-55
1995	at Oregon (12)	Sept. 23	W	28-21
	Washington (24)	Oct. 14	L	28-38
	at USC (14)	Nov. 4	L	30-31
1996	at Washington (18)	Oct. 6	L	6-27
	Arizona State (4)	Oct. 26	L	9-41
1997	at North Carolina (7)	Sept. 13	L	17-28
	UCLA (12)	Nov. 1	L	7-27
	at Washington State (14)	Nov. 15	L	28-38
1998	Arizona (21)	Sept. 12	L	14-31
	at Oregon (20)	Sept. 26	L	28-63
	at Notre Dame (23)	Oct. 3	L	17-35
	at UCLA (2)	Oct. 31	L	24-28
1999	at Arizona (19)	Sept. 18	W	50-22
	UCLA (18)	Sept. 25	W	42-32
	vs. Wisconsin (4) [Rose Bowl]	Jan. 1	L	9-17
2000	Texas (5)	Sept. 16	W	27-24
	at Notre Dame (25)	Oct. 7	L	14-20
	at Oregon State (23)	Oct. 14	L	6-38
	Washington (9)	Oct. 28	L	28-31
2001	at Oregon (5)	Oct. 20	W	49-42
	UCLA (4)	Oct. 27	W	38-28
	at Washington (11)	Nov. 3	L	28-42
2002	at Notre Dame (9)	Oct. 5	L	7-31
	Washington State (12)	Oct. 12	L	11-36
	at Oregon (19)	Nov. 2	L	14-41
	USC (10)	Nov. 9	L	17-49
2003	at Washington (18)	Sept. 27	L	17-28
	at USC (9)	Oct. 11	L	21-44
	Washington State (6)	Oct. 18	L	14-24
2004	USC (1)	Sept. 25	L	28-31
	at Arizona State (23)	Nov. 6	L	31-34
	at California (4)	Nov. 20	L	6-41
2005	UCLA (8)	Oct. 29	L	27-30 (OT)
	at USC (1)	Nov. 5	L	21-51
2006	at Oregon (21)	Sept. 2	L	10-48
	at Notre Dame (12)	Oct. 7	L	10-31
	USC (9)	Nov. 4	L	0-42
	at California (21)	Dec. 2	L	17-26



2007	UCLA (14)	Sept. 1	L	17-45
	Oregon (13)	Sept. 22	L	31-55
	Arizona State (23)	Sept. 29	L	3-41
	at USC (2)	Oct. 6	W	24-23
2008	at Arizona State (15)	Sept. 6	L	17-41
	USC (6)	Nov. 15	L	23-45
2009	Washington (24)	Sept. 26	W	34-14
	Oregon (7)	Nov. 7	W	52-41
	USC (11)	Nov. 14	W	55-21
2010	at Oregon (4)	Oct. 2	L	31-52
	Arizona (13)	Nov. 6	W	42-17
	vs. Virginia Tech (12) [Orange Bowl]	Jan. 3	W	40-12
2011	Washington (22)	Oct. 22	W	65-21
	at USC (20)	Oct. 29	W	56-48
	Oregon (6)	Nov. 12	L	30-53
	Notre Dame (22)	Nov. 26	W	28-14
	vs. Oklahoma State (3) [Fiesta Bowl]	Jan. 2	L	38-41 (OT)
2012	USC (2)	Sept. 15	W	21-14
	at Notre Dame (7)	Oct. 13	L	13-20
	Oregon State (13)	Nov. 10	W	27-23
	at Oregon (1)	Nov. 17	W	17-14 (OT)
	at UCLA (15)	Nov. 24	W	35-17
	UCLA (17) [Pac-12]	Nov. 30	W	27-24
2013	Arizona State (23)	Sept. 21	W	42-28
	Washington (15)	Oct. 5	W	31-28
	UCLA (9)	Oct. 19	W	24-10
	Oregon (2)	Nov. 7	W	26-20
	Notre Dame (25)	Nov. 30	W	27-20
	at Arizona State (11) [Pac-12]	Dec. 7	W	38-14
	vs. Michigan State (4) [Rose Bowl]	Jan. 1	L	20-24
2014	USC (14)	Sept. 6	L	10-13
	at Notre Dame (9)	Oct. 4	L	14-17
	at Arizona State (17)	Oct. 18	L	10-26
	at Oregon (4)	Nov. 1	L	16-45
	Utah (25)	Nov. 15	L	17-20 (20T)
	at UCLA (9)	Nov. 28	W	31-10
2015	at USC (6)	Sept. 12	W	41-31
	UCLA (18)	Oct. 15	W	56-35
	Notre Dame (4)	Nov. 28	W	38-36
	vs. USC (24) [Pac-12]	Dec. 5	W	41-22
	vs. Iowa (6) [Rose Bowl]	Jan. 1	W	45-16
2016	at Washington (10)	Sept. 30	L	6-44
2017	at USC (6)	Sept. 9	L	24-42
	at Utah (20)	Oct. 8	W	23-20
	at Washington State (25)	Nov. 4	L	21-24
	Washington (9)	Nov. 10	W	30-22
	Notre Dame (9)	Nov. 25	W	38-20
	vs. USC (11) [Pac-12]	Dec. 1	L	28-31
	vs. TCU (13) [Alamo Bowl]	Dec. 28	L	37-39
2018	USC (17)	Sept. 8	W	17-3
	at Oregon (20)	Sept. 22	W	38-31 (OT)
	at Notre Dame (8)	Sept. 29	L	17-38
	Washington State (14)	Oct. 27	L	38-41

**Bowl Game Records**

Rushing Attempts.....	35 • Stepfan Taylor
	vs. Oklahoma State • 2012 Fiesta Bowl
Rushing Yards.....	177 • Stepfan Taylor
	vs. Oklahoma State • 2012 Fiesta Bowl
Rushing Touchdowns.....	3 • Remound Wright
	vs. Maryland • 2014 Foster Farms Bowl
Longest Rush.....	69 • Bryce Love
	vs. TCU • 2017 Alamo Bowl
Pass Attempts.....	44 • Don Bunce
	vs. Michigan • 1972 Rose Bowl
Pass Completions.....	27 • Andrew Luck
	vs. Oklahoma State • 2012 Fiesta Bowl
Consecutive Pass Completions.....	11 • Andrew Luck
	vs. Oklahoma State • 2012 Fiesta Bowl
Passing Yards.....	347 • Andrew Luck
	vs. Oklahoma State • 2012 Fiesta Bowl
Passes Intercepted.....	2 (4) • last by K.J. Costello
	vs. TCU • 2017 Alamo Bowl
Touchdown Passes.....	4 • Andrew Luck
	vs. Virginia Tech • 2011 Orange Bowl
Completion Percentage.....	.871 (27-31) • Andrew Luck
	vs. Oklahoma State • 2012 Fiesta Bowl
Longest Pass.....	75 • Kevin Hogan to Christian McCaffrey
	vs. Iowa • 2016 Rose Bowl
Receptions.....	8 (112 yards) • John Winesberry
	vs. Michigan • 1972 Rose Bowl
Receiving Yards.....	173 • Coby Fleener
	vs. Virginia Tech • 2011 Orange Bowl
Touchdown Receptions.....	3 (2) • last by JJ Arcega-Whiteside
	vs. TCU • 2017 Alamo Bowl
Longest Reception.....	75 • Kevin Hogan to Christian McCaffrey
	vs. Iowa • 2016 Rose Bowl
All-Purpose Yards.....	368 • Christian McCaffrey
	vs. Iowa • 2016 Rose Bowl
	[fourth-most ever in NCAA bowl game]
Points.....	18 (4) • last by JJ Arcega-Whiteside
	vs. TCU • 2017 Alamo Bowl
Touchdowns.....	3 (4) • last by JJ Arcega-Whiteside
	vs. TCU • 2017 Alamo Bowl
Kicking Points.....	13 • Conrad Ukropina
	vs. North Carolina • 2016 Sun Bowl
Extra Points.....	6 (2) • last Conrad Ukropina
	vs. Iowa • 2016 Rose Bowl
Field Goals.....	4 • Conrad Ukropina
	vs. North Carolina • 2016 Sun Bowl
Longest Field Goal.....	48 • Steve Horowitz
	vs. Ohio State • 1971 Rose Bowl
Tackles.....	22 • Gordy Ceresino
	vs. LSU • 1977 Sun Bowl
	[tied for third-most ever in NCAA bowl game]
Solo Tackles.....	18 • Gordy Ceresino
	vs. LSU • 1977 Sun Bowl
Sacks.....	4 • Shayne Skov
	vs. Virginia Tech • 2010 Orange Bowl
	[tied for sixth-most ever in NCAA bowl game]
First Downs.....	27 • vs. Oklahoma State • 2012 Fiesta Bowl
Rushing Attempts.....	50 • vs. Oklahoma State • 2012 Fiesta Bowl
Rushing Yards.....	257 • vs. Michigan State • 1996 Sun Bowl
Rushing Touchdowns.....	4 • vs. Maryland • 2014 Foster Farms Bowl
Pass Attempts.....	44 • vs. Michigan • 1972 Rose Bowl
Pass Completions.....	27 • vs. Oklahoma State • 2012 Fiesta Bowl
Completion Pct. ....	.871 (27-31) • vs. Oklahoma State • 2012 Fiesta Bowl
Passing Yards.....	347 • vs. Oklahoma State • 2012 Fiesta Bowl
Passes Intercepted.....	5 • vs. Notre Dame • 1925 Rose Bowl
Touchdown Passes.....	4 • vs. Virginia Tech • 2011 Orange Bowl
Total Yards Gained.....	590 • vs. Oklahoma State • 2012 Fiesta Bowl
Most Points Scored.....	45 (2) • last vs. Iowa • 2016 Rose Bowl
Fewest Points Allowed.....	0 (2) • last vs. Michigan State • 1996 Sun Bowl

## National Awards



### Heisman Trophy (1)

1970 Jim Plunkett • QB

### Heisman Trophy Finalists (10)

1940 Frankie Albert • QB 4th  
 1941 Frankie Albert • QB 3rd  
 1951 Bill McColl • E 4th  
 1970 Jim Plunkett • QB 1st  
 1982 John Elway • QB 2nd  
 2009 Toby Gerhart • RB 2nd  
 2010 Andrew Luck • QB 2nd  
 2011 Andrew Luck • QB 2nd  
 2015 Christian McCaffrey • RB 2nd  
 2017 Bryce Love • RB 2nd

### AFCA Coach of the Year (2)

1940 Clark Shaughnessy  
 1951 Chuck Taylor

### Bobby Dodd Coach of the Year (1)

2017 David Shaw

### AP Player of the Year (1)

2015 Christian McCaffrey • RB

### Walter Camp Award (2)

1970 Jim Plunkett • QB  
 2011 Andrew Luck • QB

### Maxwell Award (2)

1970 Jim Plunkett • QB  
 2011 Andrew Luck • QB

### Lombardi Award (1)

2017 Bryce Love • RB

### Outland Trophy (1)

2015 Joshua Garnett • OG

### Johnny Unitas Golden Arm Award (1)

2011 Andrew Luck • QB

### Manning Award (1)

2011 Andrew Luck • QB

### Doak Walker Award (2)

2009 Toby Gerhart • RB  
 2017 Bryce Love • RB

### Biletnikoff Award (1)

1999 Troy Walters • WR

### Paul Hornung Award (2)

2010 Owen Marecic • FB/LB  
 2015 Christian McCaffrey • RB

### Pop Warner National College Football Award (2)

2014 Jordan Richards

### Pop Warner Trophy (13)

1950 Russ Pomeroy  
 1953 Bobby Garrett  
 1959 Chris Burford  
 1969 Don Parish  
 1970 Jim Plunkett  
 1971 Jeff Siemon  
 1977 Guy Benjamin  
 1980 Ken Margerum  
 1982 John Elway  
 1986 David Wyman  
 1991 Tommy Vardell  
 1992 Glyn Milburn  
 1994 Steve Stenstrom

### Rose Bowl Hall of Fame (6)

	Rose Bowl	Inducted
Jim Plunkett • QB	1970	1989
Bob Reynolds • T	1933-35	1990
Ernie Nevers • RB	1925	1991
Frankie Albert • QB	1941	1992
Ted Shipkey • End	1925, 1927	1995
John Ralston • Coach	1970-71	1996

### National Football Foundation Scholar-Athletes (11)

1967 John Root  
 1970 John Sande III  
 1976 Duncan McColl  
 1980 Milt McColl  
 1981 Darrin Nelson  
 1983 John Bergren  
 1992 Glyn Milburn  
 1994 Justin Armour  
 1995 David Walker  
 1997 Damon Dunn  
 2014 Jordan Richards

### NCAA Postgraduate Scholarship (22)

1965 Joe Neal  
 1966 Terry DeSylvia  
 1968 John Root  
 1971 John Sande III  
 1972 Jackie Brown  
 1974 Randall Poltl  
 1975 Keith Rowen  
 1976 Gerald Wilson  
 1977 Duncan McColl  
 1981 Milton McColl  
 1984 John Bergren  
 1985 Scott Carpenter  
 1986 Matthew Soderlund  
 1987 Brian Morris  
 1988 Douglas Robison  
 1994 Stephen Stenstrom  
 1995 David Walker  
 1996 Eric Abrams  
 David Walker  
 1997 Marlon Evans  
 Damon Dunn  
 2010 Chase Beeler

### Rhodes Scholar (1)

1992 Cory Booker • TE

### CoSIDA Academic All-American of the Year (3)

1991 Tommy Vardell • RB  
 2011 Andrew Luck • QB  
 2016 Christian McCaffrey • RB

### CoSIDA Academic All-America First Team (24)

1970 John Sande • C  
 Terry Ewing • DB  
 1975 Don Stevenson • RB  
 1976 Don Stevenson • RB  
 1977 Guy Benjamin • QB  
 1978 Vince Mulroy • WR  
 Jim Stephens • OG  
 1979 Pat Bowe • TE  
 Milt McColl • LB  
 Joe St. Geme • DB  
 1981 John Bergren • DL  
 Darrin Nelson • RB  
 1982 John Bergren • DL  
 1983 John Bergren • DL  
 1985 Matt Soderlund • LB  
 1987 Brad Muster • RB  
 1990 Ed McCaffrey • WR  
 1991 Tommy Vardell • RB  
 1994 Justin Armour • WR  
 1999 Troy Walters • WR  
 2010 Chase Beeler • OL  
 2011 Andrew Luck • QB  
 2015 Christian McCaffrey • RB  
 2016 Christian McCaffrey • RB

### CoSIDA Academic All-America Second Team (26)

1966 Jack Root • FB  
 1970 Jackie R. Brown • RB  
 Randy Vataha • WR  
 1973 Bruce Blackstone • OL  
 1974 Gordon Riegel • LB  
 Keith Rowen • OL  
 1975 Ted Pappas • TE  
 1977 James Lofton • WR  
 1980 Duker Dapper • DL  
 Milt McColl • LB  
 Ken Margerum • WR  
 1982 Mike Dotterer • RB  
 1983 Eric Mullins • WR  
 Rob Moore • RB  
 1984 Scott Carpenter • OL  
 Emile Harry • WR  
 Kevin Scott • DB  
 Matt Soderlund • LB  
 1985 Craig Landis • DB  
 1990 Jon Volpe • RB  
 1994 Justin Armour • WR  
 2009 Ryan Whalen • WR  
 2010 Owen Marecic • FB/LB  
 2013 Jordan Richards • SS  
 2014 Henry Anderson • DE  
 2017 Jesse Burkett • C  
 Harrison Phillips • DT

### CoSIDA Academic All-America Third Team (1)

1958 Joel Freis • E

• Academic All-American records unavailable before 1964.

**Unanimous All-America (10)**

1935	Bobby Grayson • B
1951	Bill McColl • E
1980	Ken Margerum • WR
1982	John Elway • QB
2009	Toby Gerhart • RB
2011	David DeCastro • OL
2012	Zach Ertz • TE
2013	David Yankey • OL
2015	Joshua Garnett • OL
2017	Bryce Love • RB

**Consensus All-America (37)**

1924	Jim Lawson • E
1925	Ernie Nevers • B
1928	Seraphim Post • G
	Don Robesky • G
1932	Bill Corbus • G
1933	Bill Corbus • G
1934	Bobby Grayson • B
	Bob Reynolds • T
1935	Bobby Grayson • B
	James Moscrip • E
1940	Frank Albert • B
1941	Frank Albert • B
1942	Chuck Taylor • G
1950	Bill McColl • E
1951	Bill McColl • E
1956	John Brodie • QB
1970	Jim Plunkett • QB
1971	Jeff Siemon • LB
1974	Pat Donovan • DL
1977	Guy Benjamin • QB
1979	Ken Margerum • WR
1980	Ken Margerum • WR
1982	John Elway • QB
1986	Brad Muster • RB
1991	Bob Whitfield • OL
1999	Troy Walters • WR
2009	Toby Gerhart • RB
2010	Chase Beeler • C
2011	David DeCastro • OL
2012	Zach Ertz • TE
	David Yankey • OL
2013	Ty Montgomery • KR/AP
	Trent Murphy • LB
	David Yankey • OL
2015	Joshua Garnett • OL
	Christian McCaffrey • AP
2017	Bryce Love • RB

**Stanford Athletics Hall of Fame**

Frank Albert '42
Frank Alustiza '36
Bruno Banducci '43
Benny Barnes '72
Guy Benjamin '78
John Brodie '57
Jackie Brown '72
George Buehler '69
Don Bunce '71
Chris Burford '60
Ernie Caddel '33
Gordy Ceresino '79
Jack Chapple '64
Toi Cook '87
Bill Corbus '34
Murray Cuddeback '25
Ed Cummings '62
Dud DeGroot '23

Steve Dils '78
Pat Donovan '75
John Elway '83
Chuck Evans '79
Skip Face '61
Hugh Gallarneau '41
Bob Garrett '54
Ron George '92
Bob Grayson '36
Bones Hamilton '36
Ray Handley '66
Walt Heinecke '30
Tony Hill '77
Biff Hoffman '29
Brian Holloway '81
Dick Horn '52
Dick Hyland '28
Alex Karakozoff '77
Gary Kerkerian '52
Gordon King '78
Pete Kmetovic '42
Jim Lawson '25
Pete Lazetich '72
Vic Lindskog '42
James Lofton '78
John Lynch '93
Norm Manoogian '53
Ken Margerum '81
Ed McCaffrey '90
Bill McColl '52
Duncan McColl '77
Hal McCreery '28
Glyn Milburn '92
Phil Moffatt '32
Bob Moore '71
Sam Morley '53
Monk Moscrip '36
Wes Muller '36
Brad Muster '88
Darrin Nelson '82
Ernie Nevers '26
Dick Norman '60
Blaine Nye '68
Don Parish '70
John Paye '87
Jim Plunkett '71
Seraphim Post '29
John Ralston (head coach • 1963-71)
Bob Reynolds '36
Don Robesky '29
Ken Rose '49
Harlow Rothert '31
John Sandee III '71
Clark Shaughnessy (head coach • 1940-41)
Harry Shipkey '25
Ted Shipkey '27
Jeff Siemon '72
Bob Sims '29
Malcolm Snider '69
Norm Standlee '41
Steve Stenstrom '95
Roger Stillwell '74
Chuck Taylor '43 (head coach • 1951-57)
Dink Templeton '21
Keith Topping '36
Tommy Vardell '92
Randy Vataha '71
Garin Veris '85
Bill Walsh (head coach • 1977-78, 1992-94)
Glenn "Pop" Warner (head coach • 1924-32)

Gene Washington '69
Bob Whitfield '93
Paul Wiggin '57
Kailee Wong '97
Dave Wyman '87

**College Football Hall of Fame**

Inducted	Name	Record	Seasons
1951	Walter Camp	11-3-3	1892, 1894-95
1951	Fielding Yost	7-4-2	1900
1951	Andy Kerr	11-7-0	1922-23
1951	Pop Warner	71-17-8	1924-32
1968	Clark Shaughnessy	16-3-0	1940-41
1984	Chuck Taylor	40-29-2	1951-57
1992	John Ralston	55-36-3	1963-71
1951	Ernie Nevers	FB	1923-25
1955	Bobby Grayson	FB	1933-35
1956	Frank Albert	QB	1939-41
1957	Bill Corbus	G	1931-33
1961	Bob Reynolds	T	1933-35
1972	Bones Hamilton	HB	1933-35
1973	Bill McColl	E	1949-51
1982	Hugh Gallarneau	FB	1938-40
1984	Chuck Taylor	G	1940-42
1985	Monk Moscrip	RB	1933-35
1986	John Brodie	QB	1954-56
1990	Jim Plunkett	QB	1968-70
1995	Chris Burford	E	1956-59
2000	John Elway	QB	1979-82
2005	Paul Wiggin	DT	1953-55
2006	Jeff Siemon	LB	1969-71
2009	Ken Margerum	WR	1977-80
2014	Darrin Nelson	HB	1977-78, 1980-81

**Conference Player of the Year (3)**

1977	Guy Benjamin • QB
1980	John Elway • QB
1982	John Elway • QB

**Conference Offensive Player of the Year (7)**

1986	Brad Muster • FB
1999	Troy Walters • FL
2009	Toby Gerhart • RB
2010	Andrew Luck • QB
2011	Andrew Luck • QB
2015	Christian McCaffrey • RB
2017	Bryce Love • RB

**Conference Freshman Player of the Year (2)**

2001	Teyo Johnson • WR
2017	Walker Little • OT

**Conference Coach of the Year (7)**

1977	Bill Walsh
1995	Tyrone Willingham
1999	Tyrone Willingham
2011	David Shaw
2012	David Shaw
2015	David Shaw
2017	David Shaw

**Morris Trophy (6)**

1999	Willie Howard • DT
2002	Kwame Harris • OT
2012	David Yankey • OT
2014	Andrus Peat • OT
2015	Joshua Garnett • OG
2016	Solomon Thomas • DE





- 1952 (1) Sam Morley • E  
 1953 (3) Bob Garrett • B  
 Sam Morley • E  
 John Steinberg • E  
 1954 (1) John Stewart • E  
 1955 (2) Bill Tarr • Back  
 Paul Wiggin • T  
 1956 (2) John Brodie • B  
 Paul Wiggin • T  
 1957 (1) Troy Barbee • T  
 1958 (1) Chris Burford • E  
 1959 (1) Chris Burford • E  
 1960 (1) Skip Face • FB  
 1961 (1) George Honor • E  
 1962 (2) Ed Cummings • RS  
 Marv Harris • G  
 1963 (2) Marv Harris • C  
 Frank Patitucci • E  
 1964 (4) Jack Chapple • LB  
 Ray Handley • FB  
 Gary Pettigrew • DT  
 Dick Ragsdale • DB  
 1965 (2) Marty Brill • LB  
 Blaine Nye • DT  
 1967 (2) Mike Hibler • DT  
 Gene Washington • WR  
 1968 (3) Don Parish • LB  
 Malcolm Snider • OT  
 Gene Washington • WR  
 1969 (5) Rick Keller • DB  
 Bob Moore • WR  
 Don Parish • LB  
 Jim Plunkett • QB  
 John Sande III • C  
 1970 (6) Steve Jubb • OT  
 Bob Moore • WR  
 Jim Plunkett • QB  
 Jeff Siemon • LB  
 Dave Tipton • DT  
 Randy Vataha • FL  
 1971 (4) Don Bunce • QB  
 Larry Butler • DT  
 Pete Lazetich • DT  
 Jeff Siemon • LB  
 1972 (3) Rod Garcia • PK  
 Jim Merlo • LB  
 Randy Poltl • DB  
 1973 (5) Mike Boryla • QB  
 Rod Garcia • PK  
 Randy Poltl • DB  
 Bill Singler • WR  
 Roger Stillwell • DE  
 1974 (2) Pat Donovan • DE  
 Gordon Riegel • LB  
 1975 (6) Geb Church • LB  
 Tony Hill • WR  
 Alex Karakazoff • OG  
 Mike Langford • PK  
 Duncan McColl • DE  
 Ted Pappas • TE  
 1976 (3) Tony Hill • WR  
 Alex Karakazoff • OG  
 Duncan McColl • DE  
 1977 (5) Guy Benjamin • QB  
 Gordy Ceresino • LB  
 Gordon King • OT  
 James Lofton • WR  
 Darrin Nelson • RB  
 1978 (3) Gordy Ceresino • LB  
 Ken Margerum • WR  
 Darrin Nelson • RB  
 1979 (2) Ken Margerum • WR  
 Ken Naber • PK/P  
 1980 (6) John Elway • QB  
 Brian Holloway • OT  
 John Macaulay • C  
 Ken Margerum • WR  
 Darrin Nelson • RB  
 Andre Tyler • WR  
 1981 (2) Darrin Nelson • RB  
 Vaughn Williams • DB  
 1982 (4) Chris Dressel • TE  
 John Elway • QB  
 Vincent White • RB  
 Vaughn Williams • DB  
 1984 (2) Brent Martin • OT  
 Garin Veris • DE  
 1985 (3) John Barns • OT  
 Greg Baty • TE  
 Brad Muster • RB  
 1986 (4) Thomas Henley • RS  
 Brad Muster • RB  
 Tony Leiker • DT  
 Dave Wyman • LB  
 1987 (2) Alan Grant • RS  
 Brad Humphreys • DB  
 1988 (2) Rob Hincley • OLB  
 Jon Volpe • RB  
 1990 (4) Ed McCaffrey • WR  
 Glyn Milburn • RB  
 Kevin Scott • CB  
 Bob Whitfield • OT  
 1991 (3) Ron George • OLB  
 Tommy Vardell • FB  
 Bob Whitfield • OT  
 1992 (3) Ron George • OLB  
 John Lynch • FS  
 Glyn Milburn • RB  
 1994 (1) Justin Armour • WR  
 1995 (3) Eric Abrams • PK  
 Jeff Buckley • OT  
 Damon Dunn • RS  
 1996 (1) Kailee Wong • DE  
 1997 (2) Troy Walters • RS  
 Kailee Wong • DE  
 1999 (7) Mike Biselli • PK  
 Emory Brock • RS  
 Jeff Cronshagen • OT  
 Willie Howard • DT  
 Todd Husak • QB  
 Mike McLaughlin • C  
 Troy Walters • FL  
 2000 (3) Willie Howard • DT  
 Riall Johnson • OLB  
 DeRonnie Pitts • WR  
 2001 (4) Brian Allen • KR  
 Eric Heitmann • OG  
 Tank Williams • FS  
 Coy Wire • ILB  
 2002 (1) Kwame Harris • OT  
 2004 (3) Michael Okwo • RS  
 T.J. Rushing • KR  
 Alex Smith • TE  
 2005 (1) Timi Wusu • RS  
 2006 (2) Michael Okwo • LB  
 Wopamo Osaisai • RS  
 2008 (1) Ben Muth • OT  
 2009 (3) Toby Gerhart • RB  
 Chris Marinelli • OT  
 Chris Owusu • KR  
 2010 (7) Chike Amajoyi • ST  
 Chase Beeler • C  
 David DeCastro • RG  
 Andrew Luck • QB  
 Owen Marecic • RB  
 Jonathan Martin • LT  
 Nate Whitaker • K  
 2011 (6) David DeCastro • OL  
 Delano Howell • DB  
 Coby Fleener • TE  
 Andrew Luck • QB  
 Jonathan Martin • OL  
 Chase Thomas • LB  
 2012 (5) Zach Ertz • TE  
 Trent Murphy • LB  
 Ed Reynolds • DB  
 Chase Thomas • LB  
 David Yankey • OL  
 2013 (6) Ben Gardner • DT  
 Ty Montgomery • KR  
 Trent Murphy • OLB  
 Ed Reynolds • FS  
 Shayne Skov • ILB  
 David Yankey • OT  
 2014 (3) Henry Anderson • DE  
 Andrus Peat • OT  
 Jordan Richards • SS  
 2015 (7) Christian McCaffrey • RB/RS  
 Austin Hooper • TE  
 Joshua Garnett • OG  
 Kyle Murphy • OT  
 Aziz Shittu • DE  
 Blake Martinez • ILB  
 2016 (2) Christian McCaffrey • RB  
 Solomon Thomas • DL  
 2017 (5) Nate Herbig • OG  
 Bryce Love • RB  
 Harrison Phillips • DT  
 Justin Reid • DB  
 Dalton Schultz • TE  
 2018 (2) Walker Little • OT  
 Paulson Adebo • DB



Abena, Tim D. ....1966, 67, 68  
 Abendschein, Jon.....1999  
 Abraham, Richard P. ....1945, 50, 51  
 Abrams, Eric.....1992, 93, 94, 95  
 Adama, C.C.....1892  
 Adams, Doug.....1971, 72  
 Adams, Frederic L.....1917, 19, 20  
 Adams, P.A.....1897  
 Adams, Woodrow G.....1933, 34, 35  
 Adebo, Paulson.....2018  
 Afflerbaugh, Jack K. ....1931, 32, 33  
 Aimonetti, Steve.....1980, 82, 83  
 Albert, Frankie.....1939, 40, 41  
 Albert, Seyon.....1990, 91, 92  
 Albertson, Kendall.....1928, 30, 31  
 Albertson, Macellus O. ....1929, 30, 32  
 Albrecht, Craig.....2001, 02  
 Alexander, Terrence.....2014, 15, 16, 17  
 Alexander, William F. ....1969, 70  
 Alfieri, Joey.....2015, 16, 17, 18  
 Allen, Brian.....1998, 99, 2000, 01  
 Allen, Ethan.....1992, 93, 94  
 Allen, Harold K. ....1931, 32, 33  
 Allen, Jeff.....1995, 96, 97, 98  
 Allen, Rau F. ....1946, 47, 48, 49  
 Alston, Jon.....2002, 03, 04, 05  
 Alustiza, Alfonso.....1937  
 Alustiza, Frank.....1933, 34, 35  
 Alustiza, John.....1969  
 Alverado, Donald R. ....1971, 72  
 Amajoyi, Chike.....2007, 08, 09, 10  
 Amanam, Usua.....2010, 11, 12, 13  
 Anderson, E. Martin Jr. ....1946, 47, 48  
 Anderson, Gary A. ....1973, 74, 75, 76  
 Anderson, Henry.....2011, 12, 13, 14  
 Anderson, Kevin.....2012, 13, 14, 15  
 Anderson, Ray.....1973, 74, 75  
 Anderson, Robert W. ....1946, 47  
 Anderson, Stanley.....1932, 34  
 Anderson, Stanley.....1937, 38, 39  
 Anderson, Todd M. ....1973, 74, 75  
 Anderson, Troy.....1988  
 Anderson, William E. ....1976, 77, 78  
 Andrew, Mark S. ....1984, 85  
 Andrews, Robert B. Jr. ....1948, 49  
 Andrews, Robert W. ....1942  
 Angove, Jerry C. ....1955, 56  
 Anhalt, Eric.....1989, 90  
 Antoine, Malik.....2017, 18  
 Arcega-Whiteside, JJ.....2016, 17, 18  
 Arch, Dennis J. ....1966  
 Archambeau, Lester.....1986, 87, 88, 89  
 Armistead, Matt.....1987  
 Armitage, Matthew.....1952, 53, 54  
 Armour, Justin.....1991, 92, 93, 94  
 Armour, Merrill A. ....1925  
 Armstrong, Calvin.....2003, 04, 05  
 Armstrong, Eric B. ....1940, 41  
 Arnett, Richard W. ....1920  
 Arrell, James L. ....1910  
 Artman, Corwin W. ....1928, 29  
 Arvanetes, Louis G. ....1979, 82  
 Askea, Michael V. ....1971, 72  
 Asomugha, Chijioke.....2000, 01, 02  
 Atkins, LaMott.....1980  
 Atkinson, Franklyn R. ....1961, 62  
 Atkinson, Herbert D. ....1954  
 Atkinson, Lacy B. ....1974

Atogwe, Oshiomogho.....2001, 02, 03, 04  
 August, Peter.....1942, 46, 47  
 Austin, Brendon.....2012, 13, 14, 15  
 Austin, Charles A. ....1913, 14  
 Avant, Shaun R. ....1983, 84  
 Avila, Estevan.....1989, 90, 91, 92  
 Awbrey, John C. (Craig).....1979, 80, 81  
 Awofadeju, Emmanuel.....2004, 05, 06, 07  
 Babajan, Kenneth A. ....1961, 62, 63  
 Backer, Phillip T. ....1954  
 Bademosi, Johnson.....2008, 09, 10, 11  
 Badger, Brad.....1993, 94, 95, 96  
 Bailey, Jake.....2015, 16, 17, 18  
 Bailey, Jeff.....1992, 93  
 Bailey, Parker.....1991, 92, 93  
 Baird, Darran.....1987, 88, 89, 90  
 Baird, Kevin M. ....1980, 81, 82, 83  
 Baker, George H. ....1922, 23, 24  
 Baker, Phil H. ....1930, 31  
 Baldwin, Doug.....2007, 08, 09, 10  
 Ballinger, Steven G. ....1979  
 Banducci, Bruno.....1940, 41, 42  
 Banks, Gordon G. ....1977, 78, 79  
 Bansbach, Louis P. ....1900, 02, 03, 04  
 Barbee, Troy W. Jr. ....1956, 57, 58  
 Bardin, William J. ....1929, 30  
 Barker, Bruce C. ....1975, 76, 77  
 Barnes, Benny J. ....1970, 71  
 Barnes, John D. ....1947, 48, 49  
 Barnes, Michael E. ....1961  
 Barneson, Harold J. ....1917  
 Barnhisel, Arthur H. ....1892  
 Barnhisel, Walter B. ....1901, 02  
 Barns, John W. ....1983, 84, 85  
 Bartell, Max J. ....1902  
 Barton, Jeffrey S. ....1975, 76  
 Barton, Sean.....2016, 17, 18  
 Bart-Plange, Emmanuel.....1990, 91, 92  
 Bates, Kevin M. ....1978, 79, 81, 82  
 Bates, William F. ....1931, 32, 33  
 Batson, Brian.....1993, 94, 95, 96  
 Batson, Tyler.....1989, 90, 91, 92  
 Batson, Walter.....1987, 88, 89  
 Baty, Gregory J. ....1983, 84, 85  
 Baumgartner, Edward C. ....1910  
 Baumgartner, Joe.....1974, 75  
 Baur, Turner.....1988, 89, 91  
 Beall, Charlie.....2018  
 Beale, Gregory A. ....1968  
 Beall, David.....2003  
 Beatie, Jerome C. ....1955, 56  
 Beck, Braden W. ....1963, 64  
 Bedford, Charles B. ....1977, 78, 79  
 Beecher, Ryan.....2016, 17, 18  
 Beedle, Dale D. ....1935  
 Beeler, Chase.....2008, 09, 10  
 Belch, Derek.....2006, 07  
 Bell, J. Ainslie.....1946, 47  
 Benjamin, Guy E. ....1974, 75, 76, 77  
 Benner, Sam.....1998, 99, 2000  
 Bennett, Darron.....1986  
 Benson, Boyd H. ....1948, 49, 50  
 Bentler, Matt.....2010, 11  
 Bentrott, Bryan.....2004, 05  
 Berg, Chris.....1992, 93  
 Berg, Richard L. ....1963, 64  
 Bergen, Max.....2008, 09, 10, 11  
 Bergeron, David.....2002, 03, 04

Bergren, John D. ....1980, 81, 82, 83  
 Bergthold, Rudy G. ....1973, 74  
 Bernard, Harold.....2009, 10, 11, 12  
 Bernharad, Harvey H. ....1942, 46  
 Berry, Herbie.....1989, 90  
 Berry, Robert M. ....1972  
 Berryman, Robert P. ....1946  
 Bessey, John D. ....1959, 60  
 Betts, Forrest A. ....1917, 19, 21  
 Bickel, John H.....1951  
 Bickenbach, Lee P. ....1941  
 Bigelow, Windsor D. ....1931  
 Bigloe, David C. ....1898  
 Bihlman, George H. ....1914, 16, 17, 19  
 Biselli, Mike.....1999, 2000, 01  
 Bittner, Robert B. ....1966, 67, 68  
 Black, Robert H. ....1934, 35  
 Blackburn, J. Ramsey.....1975, 76  
 Blackhurst, Cooper.....2000, 01, 02, 03  
 Blackstone, Bruce G. ....1972, 73  
 Blaisdell, Jeff.....1988  
 Blanchard, John G. (Doc).....1972, 73, 74  
 Blanchard, Marcus.....1898  
 Blanche, Robert N. ....1976  
 Blase, Roland R. ....1913, 14  
 Blunt, Robert L. ....1964, 65, 66  
 Boden, Roger.....1993  
 Boensch, Fred M. ....1942, 46  
 Bogue, George R. ....1924, 25, 26  
 Bogue, Harris D. ....1929, 30  
 Boles, Dylan.....2018  
 Bolin, David M. ....1979  
 Bond, John E. ....1957, 58, 59  
 Bonetti, John E. ....1950, 51  
 Bonifas, Kris.....2002, 04, 05  
 Bonnell, Dillon.....2012, 13  
 Bonner, Ethan.....2018  
 Bonney, Fred L. ....1919  
 Booker, Cory.....1989, 90  
 Booker, Thomas.....2018  
 Bookman, Anthony.....1994, 95, 96, 97  
 Borchard, Joe.....1998, 99  
 Borda, Richard J. ....1952  
 Boren, Frank H. ....1899  
 Borkowski, Matt.....1989, 90  
 Boruck, Holbrook M. ....1949  
 Boryla, Michael J. ....1971, 72, 73  
 Boughton, Robert S. ....1972  
 Boulware, George L. ....1919  
 Bowe, Patrick E. ....1977, 78, 79  
 Bowe, Patrick.....2007  
 Bowers, Richard L. ....1958, 59  
 Bowman, Caleb.....2000, 02  
 Boxold, James D. (Bo).....1977, 78  
 Braden, Joseph R., ....1914, 15, 16  
 Bradford, Mark.....2003, 04, 05, 06, 07  
 Bragonier, Dennis S. ....1971, 72  
 Braheny, J. William.....1938, 39  
 Branch, Colin.....1999, 2000, 01, 02  
 Branch, Mustafa.....2015, 16, 17, 18  
 Brandin, Alf E. ....1934, 35  
 Brandt-Sims, Isaiah.....2015, 16, 17  
 Brazel, Charles W. ....1952  
 Breen, Paul.....1972, 73  
 Brenner, John M. ....1938  
 Brewer, Mikal.....2004, 05, 06, 07  
 Briebl, Tom M. ....1982, 83, 84  
 Briggs, Stewart D. ....1892

Brigham, Samuel T.J. ....1936, 37  
 Bright, David.....2014, 15, 16, 17  
 Brill, John Marty.....1965, 66, 67  
 Brock, Emory.....1997, 98, 99, 2000  
 Brockberg, John.....1993  
 Broderick, John R. ....1950, 51, 52  
 Brodie, John R. ....1954, 55, 56  
 Bronstein, Howard S. ....1933  
 Brooks, Irving L. ....1921  
 Broome, Richard D. ....1949, 50  
 Broughton, Gregory J. ....1966, 67, 68  
 Brown, David E. ....1942, 46  
 Brown, Delos E. ....1962, 64, 65  
 Brown, Floyd C. ....1907, 09, 10, 11  
 Brown, Hartwell.....1990, 91  
 Brown, Isaiah (Bubba).....1968, 69  
 Brown, Jackie R. ....1969, 70, 71  
 Brown, James A. ....1978, 79, 80  
 Brown, Mark W. ....1969  
 Brown, Robert L. ....1969  
 Brown, Steven L. ....1983  
 Brown, Terrence.....2010, 11, 12  
 Browning, Barry.....2010, 11, 12, 13  
 Brownson, Lynn J. ....1946  
 Brubaker, E. William.....1942  
 Bryan, Robert E. ....1950  
 Bryant, Vaughn.....1990, 91, 92, 93  
 Buckley, Jeff.....1992, 93, 94, 95  
 Buckley, Frederick O. ....1984, 85  
 Buckley, Mike.....1992  
 Budge, Hamilton W. ....1947, 48  
 Budinger, Stephen M. ....1977, 78  
 Buehler, Charles E. ....1960, 61, 62  
 Buehler, George S. ....1966, 67, 68  
 Bulcke, Brian.....2007, 08, 09, 10  
 Bunce, Donald R. ....1969, 70, 71  
 Buncom, Frank.....2016, 17, 18  
 Bunyard, Guy G. ....1985, 86  
 Burch, Frederick W. ....1977, 78  
 Burcham, Keith G. ....1977, 78, 79  
 Burford, Christopher W. ....1957, 58, 59  
 Burget, Bill G. ....1956  
 Burik, Lewis.....2016, 17, 18  
 Burke, Edward W. Jr. ....1946, 47  
 Burke, Mike.....1998  
 Burke, Thomas R. ....1961, 63  
 Burke, William.....1929  
 Burkett, Jesse.....2015, 16, 17, 18  
 Burkland, Phil V. ....1957, 59  
 Burnett, Brady F. ....1893  
 Burnett, William W. ....1897, 99, 1900  
 Burns, Ryan.....2014, 15, 16, 17  
 Burns, William S. ....1914  
 Burriss, Eli.....1996, 97  
 Bush, Clarence E. ....1930  
 Bush, Ronald J. ....1952, 53, 54  
 Butler, Charles W. ....1961  
 Butler, John R. ....1959, 60, 61  
 Butler, Lawrence A. ....1970, 71  
 Butler, Treyjohn.....2017, 18  
 Butt, Dale I. ....1919  
 Butterfield, Hayden G. ....1904  
 Butterfield, Mark.....1992, 93, 94, 95  
 Buzzell, Cameron.....2018  
 Byers, Dan.....1990, 91  
 Byrd, Jeff.....1995, 96, 97  
 Byrer, James W. ....1957, 58  
 Caddel, Ernest W. Jr. ....1930, 31, 32



Cadwalder, Theodore R. ....1907, 08  
 Caffall, Mark.....1942  
 Caglieri, Guido G. ....1929, 30  
 Cain, Joseph.....1983, 84  
 Cairns, Walter S. ....1899  
 Cajuste, Devon.....2012, 13, 14, 15  
 Calfee, Tsar N. Jr. ....1950, 51  
 Callihan, Lance.....2012, 13, 14  
 Callaway, Claude P. ....1933, 34, 35  
 Calomese, David.....1992  
 Calvelli, Anthony.....1936, 37, 38  
 Camarillo, Greg.....2002, 03, 04  
 Camera, Paul C.....1955, 56  
 Campbell, Don L. ....1947, 48  
 Campbell, Floyd P. ....1919  
 Campbell, Fred.....2006, 07  
 Campbell, Gordon.....1931, 32, 33  
 Campbell, Howard F. ....1917, 19, 20  
 Campbell, John D. ....1921, 22, 23  
 Campbell, William E. ....1895  
 Carder, David.....1992, 93, 94, 95  
 Cardinali, Ray A. ....1974, 75, 76, 77  
 Carle, Nathaniel A. ....1895, 96, 97  
 Carlson, Harry J. Jr. ....1935  
 Carpenter, John.....1988, 89, 90  
 Carpenter, Scott.....1984  
 Carr, Stephen.....2009  
 Carrigan, Andrew J. ....1966, 67  
 Carrington, Devon.....2010, 11, 12, 13  
 Carroll, Casey.....2002, 03, 04  
 Carroll, Daniel B. ....1912, 13, 14, 15, 16  
 Carroll, Jon P. ....1982  
 Carswell, Donn A. ....1954, 55, 56  
 Carter, Alex.....2012, 13, 14  
 Carter, Harley R. ....1921  
 Carter, Kerry.....1999, 2000, 01, 02  
 Carter, Ruben.....1998, 99, 2000, 01  
 Casey, John R. ....1940  
 Caspers, Johnny.....2013, 14, 15, 16  
 Cass, Bruce C. ....1968  
 Cass, Louis.....1909, 11, 12  
 Cassidy, Brian.....1990, 91, 92, 93  
 Castagnoli, James D. ....1948, 49  
 Castellucci, Davis L. ....1951  
 Catron, Josh.....2006, 07, 08, 09  
 Caughey, Edgar R. ....1919  
 Cavanaugh, Glen.....1990, 91, 92, 93  
 Caylor, Drew.....2001, 02, 03  
 Ceresino, Gordon J. ....1975, 76, 77, 78  
 Chaffin, Brian.....2016, 17, 18  
 Chalmers, Alexander J. ....1903, 04, 05, 06  
 Chambers, Kirk.....2000, 01, 02, 03  
 Chandler, Calvin.....2016  
 Chandler, Lore R. ....1917  
 Chapman, Chris P. ....1985  
 Chapman, Robert S. ....1977, 78  
 Chapple, John L. ....1962, 63, 64  
 Chase, Thaddeus.....2006, 07, 08  
 Cheda, Gilbert E. ....1906, 08, 09, 10  
 Childs, Robert D. ....1947  
 Chryst, Keller.....2015, 16, 17  
 Church, Gerald B. ....1973, 74, 75  
 Clark, George H. ....1901, 02, 03, 04  
 Clark, Greg.....1995, 96  
 Clark, John B. ....1956, 57  
 Clark, John E. ....1934, 36, 38  
 Clark, John V. ....1947  
 Clark, Philip L. ....1919

Clark, William N. ....1929, 30  
 Clay, Roger A. ....1965  
 Cleaveland, Norman.....1922, 23, 24  
 Clemans, Carl L. ....1892  
 Cline, Tony.....1992, 93, 94  
 Clinton, Edgar M. ....1898  
 Clover, Philip P. ....1913, 14  
 Clover, Preston.....2004, 05, 06  
 Clymer, James J. ....1980, 81, 82, 83  
 Cobb, Garry.....2001, 02  
 Cochran, Jon.....2003, 04, 05, 06  
 Cochrane, Guy H. ....1892, 93, 94, 95  
 Code, Thomas K. ....1892, 93, 95  
 Coffin, Robbie L. ....1985, 86, 87, 88  
 Coffis, James T. ....1935, 36, 37  
 Coker, Charles M. ....1947  
 Colberg, Kent S. ....1962, 63  
 Coldiron, Gene D. ....1937, 38, 39  
 Cole, Alfred W. ....1940, 41  
 Colehower, Kurt H. ....1984, 85, 86, 87  
 Coleman, Richard R. ....1916  
 Collins, Charles D. ....1980  
 Colvin, Donald L. ....1930, 31, 32  
 Combs, Evan.....2002  
 Comella, Greg.....1993, 95, 96, 97  
 Commissiong, Gerald.....2003  
 Conaway, Carlton D. ....1963  
 Cone, Jesse A. ....1949, 50, 51  
 Conklin, Roch M. ....1956, 58  
 Connelly, Michael O. ....1964, 65  
 Connor, Michael D. ....1975, 76  
 Conrad, Robert L. ....1965, 66  
 Cook, Alex J. ....1927, 28, 29  
 Cook, Archibald B. ....1906, 07, 08, 09  
 Cook, Brad.....1987, 88  
 Cook, Hart N. III.....1948, 49, 51  
 Cook, Mike.....1991, 92  
 Cook, Ronald M. ....1951, 52, 53  
 Cook, Toi.....1984, 85, 86  
 Cooper, Kenneth F. ....1900, 01  
 Corbus, William.....1931, 32, 33  
 Cordes, William (Chuck).....1971, 72  
 Cordova, Michael P. ....1974, 75, 76  
 Costello, K.J. ....2017, 18  
 Cotten, J. Spencer.....1986, 87, 88  
 Cottle, Christopher C. ....1959, 60, 61  
 Cotton, Eric.....2014, 15, 16, 17  
 Cotton, S.W. ....1894, 95, 96, 97  
 Cottrell, Stephen G. ....1981, 82, 83  
 Coughlin, Steve.....1998, 99  
 Covault, Jake.....2001, 02, 03  
 Cowan, Roger D. ....1970, 71, 72  
 Cox, James E. ....1942, 46  
 Crahan, Jack L. ....1947  
 Craig, Gary H. ....1960, 61, 62  
 Crane, Conner.....2014, 15  
 Crane, Robert L. ....1938, 39, 40, 41  
 Crary, Sherman L. ....1929  
 Craven, Michael.....2002, 03, 04, 05  
 Cravens, Robert I. ....1920, 22, 23  
 Crawford, David P. ....1905, 07, 08, 09  
 Crepeau, Richard A. Jr. ....1954  
 Crist, Frank L. (Skip) Jr. ....1950, 51, 52  
 Crochet, Gerren.....2002, 03, 04, 05  
 Cromer, Barry.....1982, 83  
 Cronshagen, Jeff.....1996, 97, 98, 99  
 Crooks, George A. ....1967, 68, 69  
 Cross, Eric C. ....1970, 71, 72

Cross, James K. ....1967, 69  
 Crower, Evan.....2013, 14  
 Cuddeback, Murray W. ....1922, 23, 24  
 Culin, Edward L. ....1948  
 Culver, Capp.....2002  
 Cummings, Edward A. ....1960, 61, 62  
 Cummings, Irving Jr. ....1937  
 Cummings, Jackson.....2011, 12, 13  
 Cunz, Ken S. ....1982  
 Curr, Allan M. ....1962  
 Currie, Andrew.....1996, 97, 98, 99  
 Curtice, Aubrey A. ....1919  
 Daka, Robert E. ....1937, 38  
 Dalman, Chris.....1989, 90, 91, 92  
 Dalman, Drew.....2018  
 Daly, John S. ....1897  
 Dana, I. Ross.....1942  
 Danahy, Patrick.....2003, 04, 05, 06  
 Daniels, David.....1988  
 Danser, Kevin.....2010, 11, 12, 13  
 Dapper, Samuel M. (Duker) .....1978, 79, 80  
 Darsie, William P. ....1912, 13  
 Davidson, E.E. ....1913  
 Davidson, Harry D. ....1947  
 Davidson, Horace H. ....1927, 28  
 Davidson, Nick.....2014, 15  
 Davis, Branyon.....1993, 94  
 Davis, David.....1998, 99  
 Davis, Noor.....2013, 14, 15, 16  
 Dawson, Donald D. ....1958  
 Dawson, Raymond E. ....1929, 30, 31  
 De la Forest, John M. ....1966, 67, 68  
 De Sylvia, Terry.....1964, 65  
 De Young, E. William.....1948, 49  
 Dean, Charley.....1999  
 Deaton, Jeffrey S. ....1981, 82, 83, 84  
 Debnjak, Alex.....2009, 10, 11, 12  
 Deems, Howard E. ....1920  
 DeCastro, David.....2009, 10, 11  
 DeForest, Joseph G. ....1899, 1900  
 DeGroot, Dudley S. ....1920, 21, 22  
 DeLellis, Anthony R. ....1961, 62, 63  
 Delmare, John D. ....1979, 80  
 Dembesky, Joe.....2008, 09  
 Dennis, Guy H. ....1922, 23  
 Derby, Richard.....1965, 66  
 DeSwarte, David.....1946  
 Devine, Aubrey A. Jr. ....1946, 47, 48  
 DeWeese, Armand J. ....1955, 56, 57  
 deWitt, Wallace W. ....1938  
 Dick, Douglas W. ....1956, 58  
 Dillard, Marshall B. ....1983, 85, 86, 87  
 Dils, Stephen W. ....1977, 78  
 Dispalatro, Frank.....1979, 80, 83  
 Ditlevsen, Robert F. ....1940  
 Dittman, Seth.....1991, 92, 93, 94  
 Dockter, Bobby.....2006, 07  
 Doctor, Stephen D. ....1954, 55, 56  
 Doe, Charles W. ....1919  
 Dole, Alfred R. ....1902  
 Dole, Charles S. ....1895, 98  
 Dole, George E. ....1905  
 Dole, Kenneth L. ....1908, 09, 10, 11  
 Dole, Norman D. ....1922, 23  
 Dole, Wilfred H. ....1902, 03, 04  
 Donahue, Neil A. ....1937, 38, 39  
 Donahue, William F. ....1959  
 Donester, Don.....1994

Donoghue, Brian.....1996, 97, 1998  
 Donovan, Pat B. ....1972, 73, 74  
 Dorn, Ernest F. III.....1953, 54, 55  
 Doster, Guy L. ....1952, 53  
 Dotterer, Michael J. ....1979, 80, 81, 82  
 Doub, William K. ....1930, 31, 32  
 Doughty, R.M. ....1921, 22  
 Douglas, Joe G. ....1921  
 Douglas, Jon A. (Jack).....1955, 56, 57  
 Dowd, Bernard G. Jr. ....1958, 59, 60  
 Downing, Claud S. ....1892, 93  
 Downing, Paul M. ....1892, 93, 94  
 Doyle, Morris.....1928, 29  
 Draft, Chris.....1994, 95, 96, 97  
 Dray, Jim.....2006, 07, 08, 09  
 Dressel, Chris.....1980, 81, 82  
 Dreyer, Jack.....2016  
 Driscoll, Thomas A. ....1928, 29  
 Drown, Jack A. ....1933, 34  
 Dubofsky, Frank N. ....1961, 62  
 Dudchok, Davis.....2011, 12, 13  
 DuFault, Scott G. ....1985  
 Dunn, Damon.....1994, 95, 96, 97  
 Durket, Michael.....1947  
 Dwight, Herbert M. ....1923  
 Dykstra, James C. ....1980, 81  
 Eadie, Ronald E. ....1950, 51, 52  
 Eagle, Walter E. ....1955  
 Easter, C.J. ....2008  
 Eboh, Obi.....2017, 18  
 Dawson, Ben.....2015, 16, 17, 18  
 Edwards, Jeff.....2003, 04, 05, 06  
 Edwards, LeRoy M. ....1906  
 Edwards, Trent.....2003, 04, 05, 06  
 Egboh, Pannel.....2005, 06, 07, 08  
 Ehrhorn, Charles S. ....1930, 31  
 Eide, Jon.....1998  
 Eklund, Ryan.....2004  
 Eldredge, David P. ....1952  
 Eller, Jack R. ....1946  
 Elliott, Richard C. ....1955  
 Ellis, Kwame.....1992, 93, 94, 95  
 Elway, John A. ....1979, 80, 81, 82  
 Enberg, Donald M. ....1948, 49, 50  
 Engel, Dennis L. ....1979, 81, 82  
 Engel, Eugene A. ....1977, 78, 79  
 Englehardt, Robert N. ....1986, 87, 88, 89  
 Ennis, Greg C. ....1986, 87, 88  
 Erb, Arthur L. ....1913, 14, 15  
 Erb, Benjamin E. ....1908, 10, 11, 12  
 Erb, William M. ....1899, 1900  
 Erickson, Wayne C. ....1946, 47  
 Ertz, Zach.....2010, 11, 12  
 Eschelman, Scott.....1986, 87, 88, 89  
 Essegian, Charles A. Jr. ....1950, 51, 52  
 Etiz, Brent.....2010, 11, 12  
 Evans, Charles A. ....1976, 77, 78, 79  
 Evans, Charles B. ....1908  
 Evans, Jason.....2005, 06, 07  
 Evans, Kris.....2006, 07, 08, 09  
 Evans, Marlon.....1994, 95, 96  
 Evans, Quinn.....2009, 10  
 Ewing, Terry M. ....1968, 69, 70  
 Face, William H. Jr. ....1958, 59, 60  
 Fair, Lee P. ....1971, 72  
 Fairchild, Joe.....1997, 98, 99  
 Falk, Oliver S. ....1917  
 Fanaika, Brandon.....2015, 16, 17, 18





Fasani, Randy .....1998, 99, 2000, 01  
 Faulkner, George C. ....1908  
 Faust, Justin .....2001, 02  
 Faville, Richard W. ....1921, 22, 23  
 Fawcett, Randall (Buck).....1941, 42  
 Fay, Peter.....1937, 38  
 Fehoko, Simi.....2018  
 Feldman, Martin.....1946, 47  
 Fenton, K.L. ....1906, 07  
 Ferguson, James J. ....1971, 72, 73  
 Ferguson, John.....1971, 72, 73  
 Ferko, Leo M. ....1936, 37  
 Fernandes, Ronald A. ....1958, 59, 60  
 Fernandez, Ryan.....1998, 99, 2000, 01  
 Ferris, Harold H. ....1947  
 Fiander, William B. ....1984, 85, 86, 87  
 Fickert, Charles.....1894, 95, 96, 97, 98  
 Field, Julian D. ....1947, 48, 49  
 Finley, John A. ....1975, 77  
 Fisher, Ernest L. ....1983, 84, 85  
 Fisher, Forrest S. ....1896, 97, 98  
 Fisher, Ralph S. ....1899, 1900  
 Fisk, Jason.....1991, 92, 93, 94  
 Fisk, Tucker.....2018  
 Fitting, John W. ....1909  
 Fitzmorris, Tyce M. ....1961  
 Fix, Donald R. ....1947, 48, 49  
 Flacco, John .....2013, 14  
 Flanagan, Thomas F. ....1964, 65  
 Flatland, Richmond Jr. ....1946, 47  
 Fleener, Coby.....2008, 09, 10, 11  
 Fleishhacker, Herbert Jr. ....1927, 28, 29  
 Fleming, Cameron.....2011, 12, 13  
 Fletcher, Alex.....2005, 06, 07, 08  
 Flood, Randolph G. ....1918, 19  
 Flood, Raymond O. ....1924  
 Flowers, Monteville D. Jr. ....1919  
 Floyd, Dan B. ....1977, 78, 79  
 Focht, Aaron.....1998, 99, 2000  
 Foley, Paul Stephen .....1978  
 Fonoti, Tualalai .....2003, 04, 05  
 Forbes, Frank A. Jr. ....1946  
 Forcier, Jason.....2008  
 Foster, Galen.....1989  
 Foster, Treyvion .....2016  
 Fowler, Andrew .....2010, 11  
 Fox, Andres .....2018  
 Fox, Bradley S. ....1977, 78  
 Fox, Jordan.....2017, 18  
 Francis, Dan R. ....1973, 74, 75  
 Francis, Jack P. ....1940, 41  
 Francis, Phillip K. ....1976, 77, 78  
 Frank, Alvin H. ....1910, 11  
 Frank, Nick.....2003, 04, 05, 06  
 Frankenheimer, Julius J. ....1892, 93, 94, 95  
 Franklin, Denzel.....2015, 16, 17  
 Freeman, Charles G. ....1968  
 Freeman, Christopher.....1925, 26, 27  
 Freeman, Lewis R. ....1898  
 Freeman, Trey .....2000, 01, 02  
 Freis, Joel H. ....1956, 57, 58  
 Frentrup, Lud.....1927, 28, 29  
 Friedrichs, Matt .....1998, 99, 2000, 01  
 Frisbee, Robert D. ....1942  
 Frizell, Porter T. ....1905  
 Frost, Scott.....1993, 94  
 Frost, Steve.....1994, 95  
 Fua, Sione.....2006, 08, 09, 10

Fuentes, Martin K. ....1978  
 Fujikawa, Ronald K. ....1969  
 Furlanic, Richard A. ....1954, 55  
 Gabriel, Anthony .....1998, 99, 2000, 01  
 Gaedtke, Richard J. ....1949, 50  
 Gaertner, Chris .....2013  
 Gaertner, Ryan .....2016  
 Gaffney, Brian.....2000, 01, 02, 03  
 Gaffney, Tyler .....2009, 10, 11, 13  
 Gallarneau, Hugh .....1938, 39, 40  
 Ganong, Carl F. ....1907, 08  
 Gant, Richard A. ....1952, 53  
 Gant, Vernon F. ....1968  
 Garber, Sidney J. ....1957, 58, 59  
 Garcia, Rodrigo F. ....1971, 72, 73  
 Gard, F.J. ....1911, 12, 13, 14  
 Gardener, Greg C. ....1982  
 Gardner, Ben .....2010, 11, 12, 13  
 Garner, Rodney G. ....1950, 51  
 Garnett, David .....1989, 90, 91, 92  
 Garnett, Joshua.....2012, 13, 14, 15  
 Garnett, Kevin.....1992, 93, 94  
 Garnier, Edward P. ....1936, 37  
 Garrett, Robert D. ....1951, 52, 53  
 Garrison, Ben.....1999, 2000  
 Gatewood, Corey.....2007, 08, 09, 10, 11  
 Gayles, Eddie.....2000  
 Gaynor, T.J. ....1992, 93, 94, 95  
 Gebert, Robert R. ....1953  
 Geddes, Donald .....1954, 55  
 Geissler, E.D. ....1910, 11  
 George, Ron.....1990, 91, 92  
 Gerald, Gregory M. ....1915  
 Gergen, Robert R. ....1953  
 Gerhart, Toby .....2006, 07, 08, 09  
 Gervais, Richard P. ....1977, 78, 79, 80  
 Ghilotti, Robert V. ....1947, 48  
 Giallonardo, Thomas M. ....1967  
 Gibbs, Coy.....1991, 92, 93, 94  
 Giles, Scott.....2000, 02  
 Gill, Stan P. ....1985  
 Gillingham, Chuck.....1987, 88, 89, 90  
 Gilman, Charles E. ....1899  
 Gilmete, Joaquin A. ....1983, 84, 85  
 Gilmore, Rodney C. ....1979, 80, 82  
 Gaspie, Byron.....1998, 99, 2000  
 Goldberg, Jerome L. ....1952, 53, 54  
 Goldstein, Max H. ....1971, 72, 73  
 Golia, Travis.....2008  
 Gordon, Amon .....2001, 02, 03  
 Gordon, Darrin.....1990, 91, 92  
 Gordon, Jack S. ....1959, 60, 61  
 Gottfried, Brandon .....2011  
 Gowan, Jacob.....2010, 11, 12  
 Grable, Dave .....1991, 92, 93, 94  
 Graff, Stanley R. ....1938, 39, 40  
 Grant, Alan.....1986, 87, 88, 89  
 Grant, John E. ....1935, 36  
 Graves, Jonathan (Jody).....1968, 69, 70  
 Grayson, Robert H. ....1933, 34, 35  
 Green, David.....2008, 09, 10, 11  
 Green, Henry E. ....1985, 86, 87, 88  
 Greer, Roger P. ....1975  
 Greer, William L. ....1939  
 Grenardo, Ozzie.....1991, 93, 94  
 Grey, George C. ....1930, 31, 32  
 Gribbin, Franklin P. ....1931, 32, 33  
 Griffin, Levirt.....2006, 07

Griffin, Peter .....2005, 06, 07  
 Griffin, Robert R. Jr. ....1949, 50, 51  
 Grimm, Trevor A. ....1959  
 Grissum, Darrell W. ....1981, 82, 83  
 Grosh, M.D. ....1892  
 Groves, James L. ....1937, 39  
 Guillory, John L. ....1964, 65, 66  
 Gunder, Austin.....2005, 06, 07, 08  
 Gustafson, Jerry F. ....1953, 54, 55  
 Hachten, William A. ....1946  
 Haile, Jeffrey A. ....1980, 81  
 Halamandaris, George.....2010  
 Haley, Samuel M. ....1911  
 Hall, A.T. ....2015, 16, 17, 18  
 Hall, Derek .....2008, 09, 10  
 Hall, Efton Jr. ....1970  
 Hall, Elwin B. ....1912, 13, 14  
 Hall, Mike.....1992, 93, 94, 95  
 Hall, Robert P. ....1942, 46  
 Hall, Thomas Z. ....1977, 78, 81  
 Hallick, Brad .....2010  
 Halstead, Samuel T. ....1915  
 Hamilton, Devery .....2017, 18  
 Hamilton, Dwain .....1983, 84  
 Hamilton, Glenn H. ....1936, 38  
 Hamilton, Kadar.....1994, 95, 96, 97  
 Hamilton, Robert A. ....1933, 34, 35  
 Hammett, Raymond M. ....1940, 41, 42  
 Hancock, Ronald C. ....1971, 72  
 Hand, Milton N. ....1930, 31  
 Handley, E.D. ....1963, 64, 65  
 Hanner, Allen F. ....1952  
 Hansel, Peter A. ....1971, 72, 73  
 Hansel, Tim.....1963  
 Hansen, Carl.....1994, 95, 96, 97  
 Hansen, Jeff.....1994  
 Hanson, Mark .....1988, 89, 90  
 Hanson, Tommy.....1994, 95, 96, 97  
 Harder, Theodore.....1926, 27, 28  
 Hardin, Tripp .....1982, 83  
 Hardy, Arthur C. ....1931  
 Harmon, Mark R. ....1981, 82, 83, 84  
 Harper, Matt .....1993, 94  
 Harrell, Chris.....2015, 16  
 Harrelson, William H. ....1893, 94  
 Harrigan, P.F. ....1910, 11, 12  
 Harrington, A. Tauasu .....1955, 56, 57  
 Harrington, Scooter.....2017, 18  
 Harris, John P. ....1975, 76  
 Harris, Kwame.....2000, 01, 02  
 Harris, Larry W. ....1977, 78, 79, 80  
 Harris, Leo A. ....1925, 26  
 Harris, Mark.....1993, 94, 95  
 Harris, Marvin K. ....1961, 62, 63  
 Harris, Ronnie.....2012, 13, 14, 15  
 Harris, Walter L. ....1984, 85, 86  
 Harrison, Brandon.....2003, 04, 05, 06  
 Harry, Emile M. ....1981, 82, 83, 84  
 Hartranft, S. Glenn.....1921  
 Hartvickson, Leon M. ....1967  
 Hartwig, Charles M. ....1962, 63  
 Hashimoto, Mark.....1984, 85  
 Haskins, Jon .....1994, 95, 96, 97  
 Hattis, Henry.....2017, 18  
 Hatzenbuhler, Mark .....1990, 91, 92, 93  
 Hauser, Henry P. ....1917  
 Hauverman, Cornelius D. ....1901, 02, 03  
 Hawkins, Chris.....1987, 88, 89

Hayes, Anthony .....2013, 14  
 Haygood, John T. ....1967, 68  
 Hazelrigg, Thomas R. ....1965, 66, 67  
 Hazzard, William C. ....1894  
 Head, Brian.....2002, 03, 04  
 Head, Gordon E. ....1934  
 Head, Stuart.....2018  
 Hearney, Richard D. ....1960  
 Hebert, John.....1993, 94, 95  
 Heffernan, Robert E. ....1966, 67, 68  
 Heimuli, Houston .....2018  
 Heinecke, Walter .....1927, 28, 29  
 Heinly, Donald.....1908  
 Heiser, Peter E. ....1929, 30, 31  
 Heitmann, Eric.....1998, 99, 2000, 01  
 Helser, Charles W. Jr. ....1920  
 Hemschoot, Joe .....2011, 12, 13, 14  
 Henley, Thomas H. III.....1983, 84, 85, 86  
 Henry, Wilbur A. ....1918  
 Henton, John.....1993, 94  
 Herbig, Nate.....2016, 17, 18  
 Heron, Ivar C. ....1917  
 Herring, Ed.....1992  
 Hewitt, Ryan.....2010, 11, 12, 13  
 Hey, Clifford L. ....1924  
 Hibler, Michael K. ....1964, 65, 66  
 Hibler, Paul J. ....1977, 78, 79  
 Higgins, John M. ....1946  
 Hildebrand, Alfred P. ....1961, 62, 63  
 Hill, Corey .....1994, 95, 96, 97  
 Handley, Donald K. ....1925, 26, 27  
 Hill, Harrison W. ....1898, 1900, 01  
 Hill, L. Anthony.....1973, 74, 75, 76  
 Hill, Mark N. ....1975, 76, 77  
 Hillman, Harry H. Jr. ....1929, 30, 31  
 Hillman, John N. ....1931, 32, 33  
 Hinckley, Beckett .....1990, 91  
 Hinckley, Robert W. ....1986, 87, 88, 89  
 Hinds, Lucas.....2016  
 Hines, Andre P. ....1978, 79  
 Hinshaw, Chester J. ....1960  
 Hinshaw, Dean S. ....1958, 59, 60  
 Hoaglin, Mark K. ....1974, 75, 76  
 Hobbs, Chris.....2006, 07  
 Hobson, Louis.....2001, 02, 03  
 Hodari, Simba.....1998, 99, 2000, 01  
 Hoegh, Robert L. ....1951, 52  
 Hoffman, Clifford P. ....1926, 27, 28  
 Hoffpaur, Zach.....2012, 13, 14, 16  
 Hogan, Kevin .....2012, 13, 14, 15  
 Hogg, Charles H. ....1892  
 Hoisch, Alan M. ....1942  
 Hokanson, Charles R. ....1949, 51  
 Holdridge, Jay F. ....1936  
 Holloway, Brian D. ....1978, 79, 80  
 Holder, Alijah.....2015, 16, 17, 18  
 Holman, John R. ....1906, 07, 08, 09  
 Holman, Mike .....2000  
 Holt, Preston .....1919  
 Holwerda, Jacob J. ....1932, 33  
 Honore, George L. ....1959, 61  
 Hooper, Austin.....2014, 15  
 Hooper, Gregory F. ....1979, 80, 81, 82  
 Hooper, Trevor .....2003, 04, 05, 06  
 Hoos, Earl M. ....1933, 36  
 Hoover, Marcus.....1998, 99, 2000, 01  
 Hopkins, Charlie.....2013, 14  
 Hopkins, John.....1987, 88, 89, 90





Horgan, Michael .....2004, 05  
 Horn, Chris.....2005, 06, 07  
 Horn, Richard H. ....1949, 50, 51  
 Horowitz, Steven C. ....1969, 70  
 Horton, Larry L. ....1905, 06  
 Houck, George M. ....1922  
 Howard, Robert P. ....1962, 63, 64  
 Howard, Willie .....1997, 98, 99, 2000  
 Howe, John M. ....1952, 53  
 Howe, Stephen J. ....1976, 77  
 Howell, Delano.....2008, 09, 10, 11  
 Hoyem, Steve .....1990, 91, 92, 93  
 Hubbard, C. William.....1975, 76  
 Hubbard, Derek .....1995, 97  
 Huckestein, Ray C. ....1985, 86, 87, 88  
 Hugasian, Harry.....1949, 50, 51  
 Hulen, Ray J. ....1930, 31  
 Humphreys, Brad T. ....1985, 86, 87  
 Humphreys, Philip M. ....1965  
 Hunt, Albert B. ....1930  
 Hunt, Robert W. ....1923, 24  
 Husak, Todd .....1996, 97, 98, 99  
 Huss, Jon D. ....1966, 68  
 Hutchings, Charles H. Jr. ....1980, 81, 82, 83  
 Hutchinson, Chad.....1996, 97  
 Hyde, Clarence E. ....1904  
 Hyland, Richard F. ....1925, 26, 27  
 Inge, Ron E. ....1973, 74, 75, 76  
 Ingham, George W. ....1959  
 Irwin, Trent .....2015, 16, 17, 18  
 Isaacs, Carl E. ....1955, 56  
 Ishman, Reginald E. ....1971, 72, 73  
 Jackson, Bill H. ....1985  
 Jackson, David .....2005  
 Jackson, Dylan .....2016, 17, 18  
 Jackson, Jerome.....2007  
 Jackson, Terence.....1981, 82, 83, 84  
 Jacob, Joseph C. ....1949, 50  
 Jacobs, George C. ....1903  
 Jacobs, Quincy.....1993, 94, 95  
 James, Edwin W. ....1898  
 James, Jeffrey D. ....1984, 85, 86, 87  
 Janssen, Clayton R. ....1922  
 Jeffs, A.S. ....1895, 96, 97  
 Jena, Douglas K. ....1972, 73  
 Jenke, James A. ....1974, 75  
 Jenkins, Julian .....2002, 03, 04, 05  
 Jerich, Mike .....1992, 93, 94  
 Jessen, Christopher F. ....1961, 62  
 Johannessen, Edward L.H. ....1939, 41  
 Johnson, Blaise.....2007, 08  
 Johnson, Brian .....1987, 88, 89  
 Johnson, Chris.....1996, 97, 98, 99  
 Johnson, Eric.....2001, 02, 03  
 Johnson, Jim.....2000  
 Johnson, Jimmie.....1997  
 Johnson, Lance .....1987, 88  
 Johnson, Landon .....2004, 06, 07  
 Johnson, Riall.....1997, 98, 99, 2000  
 Johnson, Ryan.....2018  
 Johnson, Teyo.....2001, 02  
 Johnston, Charles F. ....1922, 23, 24  
 Johnston, Philip F. ....1932  
 Jones, Craig.....2013, 14, 15, 16  
 Jones, Lawrence C. ....1970, 71  
 Jones, Ray.....2004, 06  
 Jones, Richard V. Jr. ....1954, 55  
 Jones, Winford M. ....1939

Jordan, Dantonio .....2014, 15  
 Josephson, Kurt H. ....1984, 85, 86  
 Jubb, Stephen W. ....1969, 70  
 Kadziel, Ronald D. ....1968, 69, 70  
 Kaffen, James P. ....1972, 73  
 Kaufusi, Tangaloa.....2018  
 Kalambayi, Peter.....2014, 15, 16, 17  
 Karakozoff, Alex L. ....1973, 74, 75, 76  
 Kass, Dorean.....1998, 99  
 Kauffman, James H. ....1968, 69, 70  
 Kaumatule, Luke.....2012, 13, 14, 16  
 Kazanjian, John C. ....1927  
 Keblusek, Edward R. ....1946  
 Keck, Thunder.....2018  
 Kegley, Carl S. ....1917  
 Kehl, James A. ....1970, 71  
 Kehrl, Bruce A. ....1963, 64, 65  
 Keiser, Thomas.....2008, 09, 10  
 Kellar, William E. ....1974, 75, 76, 77  
 Keller, C.J. ....2014, 15, 16  
 Keller, Richard.....1968, 69  
 Kellner, Stuart L. ....1966, 67, 68  
 Kelly, James B. ....1924  
 Kelly, Pat S. ....1985, 86  
 Kemper, Steve A. ....1973, 74  
 Kennedy, Martin H. ....1892, 93, 94  
 Kerekes, George A. ....1976, 77, 78  
 Kerkorian, Gary R. ....1949, 50, 51  
 Kerman, John R. ....1939, 40  
 Kern, Eugene F. ....1911, 12  
 Kester, Edgar C. ....1916  
 Kousseff, Stephen E. ....1938, 39  
 Kidd, John D. ....1956, 57  
 Kieburz, Geoffrey B. ....1974, 75, 76, 77  
 Killefer, Wade .....1969  
 Kimble, Anthony.....2005, 06, 07, 08  
 Kindler, Dorsey B. ....1946  
 King, Gordon D. ....1975, 76, 77  
 King, Leon.....1950, 51  
 Kinney, Paul B. ....1918  
 Kirkland, Alfred D. ....1951, 52  
 Kirsch, William B. ....1937, 38  
 Kirtman, Nathaniel.....1967  
 Kirwan, Andre.....1993, 94, 95, 96  
 Kite, Walter E. ....1932  
 Klabau, Theodore A. ....1927, 28, 29  
 Klafter, Derron .....1991, 92  
 Klein, Bud D. ....1948, 49  
 Klein, Jimmy.....1989, 90  
 Klipper, L. Younger.....1970, 71, 72  
 Kloos, Michael A. ....1971  
 Kmetovic, Peter G. ....1939, 40, 41  
 Knapp, Sam .....2010  
 Knecht, Tommy.....1991, 92, 93  
 Knight, Courtland W. ....1913, 15  
 Knight, Robert B. ....1901  
 Koehn, John P. ....1970  
 Koerner, William.....1905, 06, 07, 08  
 Kohlmoos, Michael.....1987, 88  
 Kolesnikow, Andy M. ....1974, 77  
 Kolich, Tom .....2002  
 Kopa, Matt .....2006, 07, 08, 09  
 Kraft, Warren H. ....1921  
 Krickeberg, Roy W. ....1953, 54  
 Krishnamurthi, Gautam .....2014  
 Krishnamurthi, Sidhart.....2016, 17, 18  
 Kroeker, Andrew.....1995, 96, 97, 98  
 Kynes, Cason .....2011

La Combe, Emile A. ....1931  
 La Prade, Loren H. ....1941, 42  
 Laakso, Albert M. ....1948, 49  
 Laborde, Henri J. ....1932  
 LaBounty, Trey .....2018  
 Lacey, Juan Carlos.....1998, 99  
 Lacey, Laurcene A. ....1958, 59  
 Lachmund, Otto G. ....1913, 14  
 Ladner, Ben .....2006, 07  
 Laidlaw, Scott R. ....1972, 73, 74  
 Lamanuzzi, Victor.....1971, 72  
 Lamar, Kevin T. ....1980, 82, 84  
 Lambert, Thomas B. ....1930, 31  
 Lancaster, Jarek.....2010, 11, 12, 13  
 Landis, Craig S. ....1985, 86  
 Lang, Bruce.....1986, 87, 88, 89  
 Lange, Scott.....1993  
 Langford, J. Michael.....1974, 75  
 Laord, William H. ....1930  
 Larsen, Neils T. ....1934, 35  
 Lasater, Richard W. II .....1968, 69, 70  
 Lasley, J.J. ....1989, 90, 91, 92  
 Latham, Robert M. ....1951  
 Laubscher, Wesley F. ....1951  
 Laumeister, Clarence F. ....1906  
 Laverty, Roger M. ....1942  
 Lawson, James W. ....1922, 23, 24  
 Lazetich, Peter G. ....1969, 70, 71  
 Le, Tuan Van .....1988, 89, 90, 91  
 Leahy, John G. ....1959  
 Ledebouer, Frederick B. ....1937, 38  
 Lee, Austin .....1998, 99, 2000, 01  
 Lee, Howard S. ....1899, 1900  
 Leeuwenburg, Richard P. ....1962, 63, 64  
 Leiker, Tony W. ....1985, 86  
 Lemon, J.R. ....2002, 03, 04, 05  
 Lemon, Steven R. ....1980, 81, 83  
 Leonard, Matt.....1999, 2000, 01, 02  
 Lettinich, Edward B. ....1934  
 Levy, David N. ....1919, 20  
 Lewis, Chris.....2000, 01, 02, 03  
 Lewis, David R. ....1964, 65, 66  
 Lewis, John K. ....1955  
 Lewis, Laurence D. ....1926, 27, 28  
 Lightfoot, Dan R. ....1968, 69, 70  
 Liljenwall, Theodore J. ....1947, 48  
 Lilly, John K. ....1917  
 Lindskog, Stanley V. ....1960, 61, 62  
 Lindskog, Victor J. ....1940, 41  
 Little, Walker.....2017, 18  
 Lloyd, Dallas.....2013, 14, 15, 16  
 Lodato, Jack D. ....1962, 63, 64  
 Lohn, Nate .....2013, 14, 15  
 Lofton, David .....2004, 05, 06  
 Lofton, James D. ....1975, 76, 77  
 Loncar, Ken.....1994, 95  
 Long, David.....2004  
 Long, Joe E. ....1955  
 Long, Robert W. ....1954, 55, 56  
 Longinotti, John F. ....1965  
 Lonsinger, Donald B. ....1981, 83  
 Loomis, Frederick C. ....1923  
 Lorig, Erik.....2006, 07, 08, 09  
 Lorimer, Delmar B. ....1972, 73  
 Lortie, Joe E. ....1985, 86, 87  
 Lough, Charles.....1989  
 Loukas, Alex.....2008, 09, 10  
 Love, Bryce .....2015, 16, 17, 18

Lovelady, Michael.....2003  
 Lucas, Richard M. ....1949, 50  
 Luck, Andrew.....2009, 10, 11  
 Luckett, William E. ....1936, 37  
 Ludeke, Frederick S. ....1921, 22, 23  
 Ludeke, John M. ....1954  
 Lueders, Blake.....2010, 11, 13, 14  
 Lynch, John .....1990, 91, 92  
 Lynn, Gary.....1975, 76, 77  
 Lynn, Kelton .....2006, 07  
 Lynn, Tom M. ....1974, 75  
 Lyons, Wayne.....2011, 12, 13, 14  
 Lyons, Willard E. ....1905  
 Mabry, Tyler.....2008, 09, 10, 11  
 MacAlpine, Archibald B. ....1920  
 Macaluso, Nick .....2007, 08, 08  
 Macaulay, John D. ....1978, 79, 80, 81  
 Macaulay, Rob M. ....1983  
 MacDonald, John W. ....1956  
 Macellari, Michael .....2005  
 Machtolf, Mark A. ....1983, 84  
 MacMillan, Kevin B. ....1979, 80, 81  
 Maddox, Dorian .....2017, 18  
 Madigan, Richard B. ....1946  
 Madsen, Robert .....1991, 94, 95, 96  
 Maentz, Joseph C. ....1933, 34, 35  
 Mahoney, John V. ....1985, 86, 87, 88  
 Mahoney, Philip A. ....1980, 81  
 Maihen, Austin.....2016, 17  
 Mangan, Robert T. ....1936  
 Mangum-Farrar, Jacob.....2018  
 Manning, Brian .....1993, 94, 95, 96  
 Mannon, William H. ....1942  
 Manoogian, Norman V. ....1950, 51, 53  
 Manoukian, Donald J. ....1954, 55, 57  
 Marchin, Jeff T. ....1985, 86  
 Marcus, Lenard.....1994  
 Marecic, Owen.....2007, 08, 09, 10  
 Margala, Kenneth J. ....1971  
 Margerum, Kenneth .....1977, 78, 79, 80  
 Marinelli, Chris.....2006, 07, 08, 09  
 Marks, William P. ....1930, 31  
 Marohnic, David J. ....1981, 82, 83, 84  
 Marquess, Mark E. ....1966, 67, 68  
 Marrero, David .....2003, 04, 05  
 Marriott, Joseph S. ....1916  
 Marshall, Robert G. II.....1954, 55  
 Martin, Brent J. ....1981, 82, 83, 84  
 Martin, Folrest S. ....1972, 73, 74  
 Martin, Jonathan.....2009, 10, 11  
 Martin, Joseph C. ....1972, 73  
 Martin, Lugene B. ....1946, 47, 48  
 Martinez, Blake.....2012, 13, 14, 15  
 Martinez, Martin J. ....1981  
 Marx, Daniel.....2014, 15, 16, 17  
 Masifilo, Matt.....2008, 09, 10, 11  
 Mason, Grant .....2002  
 Mason, John F. ....1964, 65, 66  
 Massey, Thomas J. ....1967, 68  
 Mastin, Robert H. ....1941  
 Mathias, Robert B. ....1951, 52  
 Matter, Kyle .....2002, 03, 04, 05  
 Matthews, Robert E. ....1935, 36, 37  
 Mattran, Tim .....2004, 05, 07  
 Mattson, Robert M. (Bo).....1980  
 Mauro, Josh.....2010, 11, 12, 13  
 Maxfield, Blaine.....1997  
 Mayers, Frank B. ....1907



Maynor, Pat .....2005, 06, 07, 08  
 Mayrhofer, Leonard F. ....1952  
 McAndrew, Tom .....2006, 07, 08, 09  
 McBride, Bert .....2007, 08, 09  
 McCaffrey, Christian .....2014, 15, 16  
 McCaffrey, Edward T. ....1986, 87, 89, 90  
 McCain, Warren E. ....1940, 41  
 McCamant, James D. ....1954  
 McCann, Eugene D. (Dan) .....1976, 77  
 McClernan, Matt .....2004, 05, 06  
 McClintock, Colin H. ....1939  
 McCloud, Charles E. ....1970, 71, 72  
 McClure, Timothy J. ....1968, 69, 70  
 McColl, Duncan B. ....1974, 75, 76  
 McColl, Milton B. ....1977, 78, 79, 80  
 McColl, William F. ....1949, 50, 51  
 McCombs, Kyle .....2018  
 McCormick, Charles T. ....1961, 63  
 McCreery, John H. ....1925, 26, 27  
 McCullum, Jamien .....1998, 2000, 01  
 McCullum, Justin .....2003, 04, 05  
 McCutcheon, Marcus .....2003, 04, 05, 06  
 McDonough, John T. ....1939  
 McDougal, Damon .....1993  
 McElroy, William D. ....1937, 38  
 McFadden, Conor .....2012, 13  
 McFadden, Pat .....2015, 16  
 McFadden, Ralph J. ....1900, 01, 02  
 McFadden, Thomas L. ....1899, 1900  
 McFall, Carlos .....2005, 06  
 McFarlane, Cameron .....2018  
 McGillicuddy, James .....2008, 09, 10  
 McGilvray, A.B. ....1902  
 McGovern, Larry D. ....1974, 76  
 McGraw, Tyrone .....2007  
 McGillicuddy, James .....2008, 09  
 McGregor, Robert A. ....1978  
 McKay, Charles W. ....1951  
 McKeever, Barry J. ....1985, 86, 87, 88  
 McKenna, John F. ....1956  
 McKenna, Thomas J. ....1955  
 McKenzie, Douglas B. ....1967, 68  
 McKittrick, Jack W. ....1947, 48  
 McLaughlin, Mike .....1996, 97, 98, 99  
 McMillan, Donald C. ....1936  
 McMillan, Frank L. ....1937  
 McMillan, George .....1893  
 McMillen, Roderick E. Jr. ....1957, 58, 59  
 McMillin, Jeri L. ....1955, 56, 57  
 McNally, Bo .....2006, 07, 08, 09  
 McNitzky, Richard .....2016, 17, 18  
 Medved, Anton J. ....1942  
 Meeks, Quenton .....2015, 16, 17  
 Meiners, Arnold W.J. ....1939, 40, 42  
 Meinken, Geoff .....2010, 11  
 Melloway, Marvin L. ....1949  
 Mennie, Carl .....1994  
 Merlo, James L. ....1971, 72  
 Merlo, Richard M. ....1974, 75, 76  
 Merrill, James A. ....1970  
 Merrill, Than .....1997  
 Merriman, Lloyd A. ....1946  
 Mertz, Laurence L. ....1921, 22  
 Mervin, Daniel D. ....1947, 48, 49  
 Mescher, Kevin .....1987, 88  
 Messer, Phillip H. ....1966, 67, 68  
 Meyer, Frederick D. ....1939, 40, 41  
 Meyers, Robert E. Jr. ....1950, 51

Meyers, William J. ....1971, 72  
 Miccichi, Tony .....1988, 89  
 Michel, Michael W. ....1975, 76  
 Middlekauff, Peter D. ....1964  
 Middleton, Joel D. ....1923, 24, 25  
 Miezan, Ricky .....2018  
 Milburn, Glyn .....1990, 91, 92  
 Millage, James H. ....1926  
 Miller, John D. ....1907, 08  
 Miller, Kevin .....1995, 96, 97, 98  
 Miller, Michael R. ....1967  
 Miller, Mike .....2006, 07  
 Miller, Reed .....2012, 13, 14, 15  
 Milligan, Robert F. ....1931  
 Mills, Aaron .....1991, 92, 93, 94  
 Mills, Davis .....2018  
 Mills, James M. ....1965, 66  
 Minturn, LeRoy .....1906, 07, 09, 10  
 Mitchell, Emery F. III .....1948, 49  
 Mitchell, Howard L. ....1923, 24, 25  
 Mitchell, Mike .....1993, 95, 96, 97  
 Mitchell, Mowatt M. ....1907, 08, 09  
 Mitchell, Patrick .....1981, 82, 83, 84  
 Mitchell, Robert S. ....1941  
 Mitchell, Standish L. ....1909, 10  
 Mitre, Anthony .....1977, 78  
 Moffatt, Philip J. ....1929, 30, 31  
 Moffett, Eugene V. ....1966  
 Mohrman, Allen M. Jr. ....1965, 66  
 Molfino, Albert A. ....1905, 06  
 Moller, John M. (Jack) .....1976  
 Molsalve, Carlos A. ....1934  
 Monmouth, Reuben L. Jr. ....1972  
 Monson, Chris S. ....1980, 81, 82  
 Monteeth, Richard J. ....1952, 53  
 Montgomery, Ty .....2011, 12, 13, 14  
 Moore, Casey .....1999, 2000, 01, 02  
 Moore, Dennis J. ....1968, 69, 70  
 Moore, Evan .....2003, 04, 05, 07  
 Moore, Francis J. ....1925  
 Moore, Miles N. ....1969, 70, 71  
 Moore, Patrick S. ....1970, 71, 72  
 Moore, Rob G. ....1980, 81, 82, 83  
 Moore, Robert R. ....1968, 69, 70  
 Morabito, Justin .....1993, 94, 95  
 Moran, Matthew R. ....1981, 82, 83, 84  
 Morehouse, Charles J. ....1960  
 Morley, Samuel R. ....1951, 52, 53  
 Morley, Vivirn A. ....1927  
 Morris, Allyn E. ....1947  
 Morris, Brian M. ....1983, 84, 85, 86  
 Morris, Carl G. ....1984, 85, 86, 87  
 Morrison, Benjamin F. ....1942  
 Morze, David S. ....1978, 79, 80, 81  
 Moscrip, James H. ....1933, 34, 35  
 Mosich, Anthony J. ....1954, 55  
 Motherway, Matt .....1998  
 Muagututia, Myles .....2010, 11  
 Mueller, Mark .....2007, 08, 09  
 Muller, Donald F. ....1927, 28, 29  
 Muller, Wes C. ....1933, 34, 35  
 Mullin, Jack W. ....1939  
 Mullins, Eric D. ....1980, 81, 82, 83  
 Mulroy, Vincent D. ....1976, 77, 78  
 Munger, John R. ....1936  
 Munroe, Richard P. ....1942  
 Murphy, Alameen .....2015, 16, 17, 18  
 Murphy, Chester G. ....1896, 97, 98, 99

Murphy, Kyle .....2012, 13, 14, 15  
 Murphy, Michael .....1925, 26, 27  
 Murphy, Trent .....2010, 11, 12, 13  
 Murray, Gary S. ....1970, 71, 72  
 Murray, Paul C. ....1922, 23  
 Muster, Brad W. ....1984, 85, 86, 87  
 Muth, Ben .....2005, 06, 07, 08  
 Myers, Glenn C. ....1963, 64, 65  
 Naatjes, Darin .....2000  
 Naber, Kenneth E. ....1977, 78, 79, 80  
 Nafzinger, James .....1947, 48  
 Nagel, Otto A. ....1918  
 Nash, Dan .....1987, 88, 89  
 Natcher, Stanlus Z. ....1926  
 Neal, Joe F. ....1962, 63, 64  
 Neal, Ronald B. ....1910  
 Neff, John R. ....1954, 55  
 Neill, Michael R. ....1979, 80, 81  
 Neill, Philip S. ....1929, 30, 31  
 Neill, William C. Jr. ....1923, 24  
 Nelson, Darrin M. ....1977, 78, 80, 81  
 Nelson, David E. ....1965, 66, 67  
 Nelson, Keanu .....2011, 12, 13  
 Nevers, Ernest A. ....1923, 24, 25  
 Newberry, Jared .....2001, 02, 03, 04  
 Newhouse, Brent .....2004, 05, 06, 07  
 Newton, Michael E. ....1986, 87, 88  
 Nichols, Blaik .....1988  
 Nichols, Robert G. Jr. ....1962, 63, 64  
 Nicholson, William H. ....1967, 68  
 Nickel, Paul .....1989, 90, 91, 93  
 Nicolet, Robert A. ....1957, 58  
 Nikolai, Irvin .....1957, 58, 59  
 Nnoli, Emeke .....2005, 06  
 Noble, Michael F. ....1982, 83, 84, 86  
 Nolan, Zach .....2008, 09, 10  
 Norberg, Henry F. Jr. ....1940, 41, 42  
 Norgard, Alvar A. ....1931, 33  
 Norman, Richard M. ....1958, 59, 60  
 Norris, George D. ....1978  
 Norwood, Toby .....1990, 91, 92, 93  
 Nottingham, Brett .....2011, 12  
 Nunes, Josh .....2010, 11, 12  
 Nye, Blaine F. ....1965, 66, 67  
 Nye, Tom A. ....1984, 85, 86  
 O'Connor, Robert C. ....1933  
 O'Neal, Edmond .....2002  
 Ogle, William A. ....1964, 65, 66  
 Okereke, Bobby .....2015, 16, 17, 18  
 Okwo, Michael .....2003, 04, 05, 06  
 Olenchalk, John H. ....1974, 75, 76  
 Oliver, Richard E. ....1967, 68, 69  
 Olmsted, Clarence E. ....1910  
 Olsen, Nathan .....1992, 93, 94  
 Olson, David .....2013  
 Olugbode, Kyle .....2011, 12, 13, 14  
 Orme, Charles H. Jr. ....1938, 39, 40  
 Orvick, Kenneth E. ....1980, 83  
 Osaisai, Wopamo .....2005, 06, 07, 08  
 Oser, Thomas .....2014  
 Oshinowo, Babatunde Jr. ....2002, 03, 04, 05  
 Ostrander, Dale H. ....1960  
 Ostrander, T.C. ....2004, 05, 06, 07  
 Ostrander, William R. ....1965  
 Ostrom, Sig R. ....1973, 74, 75  
 Otoupal, Vince .....1989, 90, 91, 92  
 Ottmar, David A. ....1972, 73  
 Ottovegio, Jay .....2004, 05, 06, 07

Owen, Chauncey C. ....1906, 07  
 Owusu, Chris .....2008, 09, 10, 11  
 Owusu, Francis .....2013, 14, 15, 16  
 Packard, David .....1933  
 Palamountain, Bennett H. ....1932, 33  
 Palin, Drew W. ....1973, 74  
 Pallette, Charles W. Jr. ....1919  
 Pallow, Rick .....1989, 91  
 Palma, Kevin .....2014, 15, 16, 17  
 Palmbush, Scott .....1987, 88, 89, 90  
 Palmer, Richard A. ....1940  
 Palumbis, Jason .....1988, 90, 91  
 Papathanassiou, Andrew .....1986, 87, 88, 89  
 Pape, Terry E. ....1972, 73, 74  
 Pappas, Ted A. ....1973, 74, 75  
 Parish, Don E. ....1967, 68, 69  
 Park, Kaulana H. ....1982, 83, 84  
 Parker, Garth .....1897, 98, 99  
 Parker, Melvin F. ....1918, 19  
 Parker, Richard D. ....1977, 78, 79  
 Parker, Roderick J. ....1938, 40  
 Parker, Tyrone .....1990, 91, 92, 93  
 Parkinson, Colby .....2017, 18  
 Parks, Nathan .....1994, 95, 96  
 Parry, David .....2011, 12, 13, 14  
 Parson, J.J. ....2017, 18  
 Patchett, Ernest L. ....1925, 26  
 Patitucci, Frank M. ....1961, 62, 63  
 Patrick, John C. ....1919, 20, 21  
 Patterson, David E. ....1939, 42  
 Patterson, Jamal-Rashad .....2009, 10, 11, 12  
 Patton, Chester G. ....1939  
 Paulman, William H. ....1935, 36, 38  
 Pavko, Michael R. ....1965, 66  
 Pavlic, John W. ....1961, 63  
 Paye, John A. ....1983, 84, 85, 86  
 Paye, John P. ....1962  
 Payne, Kevin N. ....1985  
 Pease, Grant .....2018  
 Peat, Andrus .....2012, 13, 14  
 Peck, Edward L. ....1913  
 Peck, Kendall .....1947, 49  
 Pelluer, Arnold .....1986, 87, 88  
 Pelouze, Robert F. ....1916, 19, 20  
 Pemberton, John R. ....1906, 07, 09  
 Perez, Jordan .....2015, 16, 17, 18  
 Perreault, Pierre E. ....1970, 71, 72  
 Pershing, Richard S. ....1919, 20, 21  
 Peter, Donald G. ....1959, 60  
 Peterson, Dennis W. ....1971, 72  
 Peterson, Robert L. ....1956, 57, 58  
 Peterson, Thor J. ....1938, 39, 40  
 Pettigrew, Gary L. ....1963, 64, 65  
 Pettingill, Henry S. Jr. ....1914, 15, 16, 17  
 Pfeifer, Travis .....1998, 2000, 01  
 Phelps, Robert C. ....1947  
 Pheney, William D. ....1922  
 Phillips, Andrew .....2007, 08, 09, 10  
 Phillips, Caleb .....2018  
 Phillips, Damon .....1993, 94  
 Phillips, Harrison .....2014, 15, 16, 17  
 Phillips, Ralph L. ....1975, 76, 77  
 Phleger, Atherton M. ....1946, 47, 48  
 Picazo, Robbie .....2010, 11, 12  
 Pierce, Brett .....2000, 01, 03  
 Pierce, Eric .....1988, 89, 90  
 Pigott, John S. ....1976, 77, 78  
 Pike, Gary E. ....1958, 59



Pimental, William E. ....1983  
 Pinckney, Jon .....1988, 89, 90, 91  
 Pippens, Ra'Chard .....2012, 13, 14, 15  
 Pitts, DeRonnie.....1997, 98, 99, 2000  
 Plantaric, Eddie .....2013, 14  
 Plain, Louis C. III .....1956, 58  
 Plate, Horatio R. ....1898  
 Plautz, Dylan.....2018  
 Player, Stephen W. ....1960, 61  
 Pleis, Mitchell F. ....1977, 78  
 Plunkett, James W. ....1968, 69, 70  
 Polich, Tyrone T. ....1956  
 Polt, Randall P. ....1971, 72, 73  
 Pomeroy, Russell A. ....1949, 50  
 Pool, Hampton J. ....1938, 39  
 Porras, Tyler .....2008  
 Post, Ellis .....1926  
 Post, Seraphim T. ....1927, 28  
 Poulson, Charles W. ....1949, 50  
 Poulson, Ward E. ....1924, 25, 26  
 Powell, Dylan .....2017, 18  
 Powell, Luke .....2000, 01, 02, 03  
 Powell, Owen M. ....1950, 51  
 Powers, Will .....2006, 07, 08, 09  
 Pratt, Jordan .....2012, 13, 14  
 Prelisnik, Charles J. ....1931  
 Presley, George J. ....1906  
 Preston, John B. ....1927, 28, 29  
 Preston, Patrick P. ....1967, 68, 69  
 Price, Eric E. ....1981, 82, 83, 84  
 Price, Fred V. ....1925  
 Price, James .....1986, 87, 88, 89  
 Price, Robert L. ....1960, 61, 62  
 Primus, Frank .....1996, 97, 98, 99  
 Pritchard, Tavita.....2006, 07, 08, 09  
 Protiva, Eric V. ....1956, 57, 58  
 Pruitt, Leroy .....1993, 94, 95, 96  
 Prukop, Tom A. ....1984, 85  
 Pryts, Andrew .....2017, 18  
 Ptacek, Edward D. ....1963  
 Puk, Kevin .....1989, 90, 91  
 Purkitt, Claude H. ....1940  
 Pursell, Frank D. ....1958, 59, 60  
 Pursell, Stephen W. ....1960, 61, 62  
 Pyle, H. Carter Jr. ....1951, 52  
 Pyle, John F. ....1976  
 Quaccia, Zack .....1998, 99, 2000, 01  
 Quigley, Brett .....1988  
 Quist, George.....1946, 47  
 Raffetto, Estral J. ....1925  
 Raftery, Michael R. ....1955, 56  
 Ragsdale, Richard A. ....1962, 63, 64  
 Raitt, C.B. ....1899, 1900, 01  
 Rance, Marcus .....2007  
 Rannels, Roland J. ....1957  
 Rasmussen, Neil Jr. ....1936, 37  
 Rath, Robert R. ....1964, 65  
 Rau, Allen F. Jr. ....1946, 47, 48, 49  
 Read, John M. ....1964, 65, 66  
 Rector, Michael.....2013, 14, 15, 16  
 Redell, Ron .....1989, 90, 91, 92  
 Reed, Bill E. ....1982  
 Reed, Harold E. ....1907  
 Reeves, Frank W. ....1910, 13, 14  
 Rehm, Francis E. ....1914, 15  
 Reid, Gabe.....2018  
 Reid, Justin.....2015, 16, 17  
 Reid, William J. ....1972, 73

Reinhard, Robert R. ....1967, 68, 69  
 Reihner, Kevin .....2012, 13, 14  
 Reisner, John A. ....1933, 34  
 Rembisz, Aaron .....1989, 90, 91, 92  
 Rennaker, Terry L. ....1977, 78, 79  
 Renwick, Donn C. ....1965, 66, 67  
 Repath, Charles J. ....1918, 19  
 Reuland, Konrad .....2009, 10  
 Reuland, Warren.....2008  
 Revak, Paul A. ....1952  
 Reynolds, Barry R. ....1971, 72  
 Reynolds, Ed .....2010, 12, 13  
 Reynolds, Jackson E. ....1894, 95  
 Reynolds, Larry D. ....1975, 76, 77, 78  
 Reynolds, Robert C. ....1933, 34, 35  
 Rhyne, Ben .....2011, 12, 13, 14  
 Rhyne, Homer.....1907  
 Riccitelli, Collin.....2018  
 Rice, Arthur H. ....1898, 99  
 Rice, Gordon .....1949, 51  
 Rice, J. Bermingham .....1896, 97  
 Rich, Ellsworth L. ....1892  
 Richards, Jordan .....2011, 12, 13, 14  
 Richardson, Albert.....1988, 89, 90, 91  
 Richardson, Bruce G. ....1985, 86, 87  
 Richardson, Jack .....2017, 18  
 Richardson, Kevin M. ....1985, 86, 87, 88  
 Riegel, Gordon S. ....1972, 73, 74  
 Righter, Cornelius E. ....1917, 19, 20  
 Rinker, Robert L. ....1967  
 Rintala, Rudolph A. ....1930, 31  
 Risser, Randy .....1980  
 Ritchey, Craig S. ....1963, 64, 65  
 Ritchie, Jon.....1996, 97  
 Roberts, Ellery .....1990, 92, 93  
 Robesky, Donald A. ....1926, 27, 28  
 Roberts, Jemari .....2010, 11, 12  
 Robesky, Kenneth L. ....1939, 40, 41  
 Robinson, Alex. ....2015, 16  
 Robinson, Benjamin B. ....1956, 57, 59  
 Robinson, Chuck .....1988, 89  
 Robinson, Curtis.....2016, 17, 18  
 Robinson, Noel J. ....1955, 56, 57  
 Robison, Doug C. ....1984, 85, 86, 87  
 Robnett, Timothy L. ....1970, 71  
 Rodgers, Kit .....1995  
 Rodolph, Frank E. Jr. ....1899  
 Rogers, Charles O. ....1932  
 Rogers, Douglas K. ....1978, 79, 80, 81  
 Rogers, William B. Jr. ....1952, 53  
 Roggeman, Timothy (Buck) ...1986, 87, 88, 89  
 Rohrer, Robert L. ....1947, 48  
 Rominger, Joseph C. ....1978  
 Roosevelt, William K. ....1901, 04  
 Root, John P. ....1965, 66, 67  
 Rose, Christopher C. ....1979, 80, 81, 82  
 Rose, Kenneth C. ....1948, 49  
 Rosekrans, John N. ....1948  
 Ross, Thomas L. ....1963, 64, 65  
 Roth, Almon E. ....1909  
 Rothert, Harlow P. ....1928, 29, 30  
 Rotto, Torsten .....2012, 13, 14, 15  
 Rouble, Lawrence E. ....1933, 34, 35  
 Rounds, George S. ....1960  
 Rounsaville, Guy Jr. ....1962, 63, 64  
 Rowen, Keith L. ....1972, 73, 74  
 Royle, Larry L. ....1960, 61  
 Royster, Brandon .....2001, 03

Rubin, Dale F. ....1965  
 Ruhl, Nick.....2008  
 Rush, John P. ....1898  
 Rushing, T.J. ....2002, 03, 04, 05  
 Rydstedt, Gustav .....2005, 06, 07  
 Rye, John G. ....1949, 50, 51  
 Ryska, Tom A. ....1974, 75  
 Sadler, James D. ....1938  
 Saibel, Charles M. ....1969  
 Salem, J.B. ....2012, 13  
 Salina, Adam.....1993, 94, 95, 96  
 Sampson, Ralph G. ....1969, 70, 71  
 Sanchez, Nick .....2004, 05, 06, 07  
 Sandborn, Thomas.....1909  
 Sande, John III.....1968, 69, 70  
 Sande, John P. IV .....1997, 98, 99, 2000  
 Sanderman, Fred A. ....1942  
 Sanders, Barry J. ....2013, 14, 15  
 Sanders, Donald L. ....1951  
 Sanders, Mark .....1999  
 Sanderson, Reginald J. ....1970, 71, 72  
 Sappenfield, Joel W. ....1954, 55  
 Sargent, Gary A. ....1960, 61, 62  
 Sarell, Foster .....2017, 18  
 Satre, Philip G. ....1969, 70, 71  
 Saylor, Brent E. ....1976, 77, 78, 79  
 Scarlett, Brennan .....2015  
 Scarlett, Cameron .....2016, 17, 18  
 Schaffer, Thomas .....2017, 18  
 Schaklich, Timothy R. ....1970, 71  
 Scharff, Scott .....2002, 03, 04  
 Schaupp, Karl L. ....1911, 12  
 Scheidecker, William R. ....1953  
 Scheller, Robert Sean .....1984, 85, 86, 87  
 Schimmelmann, Kevin.....2002, 03, 04, 05  
 Schimpf, Kerry A. ....1978  
 Schindler, Greg .....1999, 2000, 01, 02  
 Schmitt, Lawrence E. ....1959, 60  
 Schneider, Philip D. ....1965, 67  
 Scholfield, William R. ....1903  
 Scholze, Adam .....1999  
 Schonert, Turk L. ....1977, 78, 79  
 Schott, Carl V. ....1934, 35, 36  
 Schrader, Carl F. ....1962, 63, 64  
 Schultz, Bryan .....1992  
 Schultz, Dalton .....2015, 16, 17  
 Schultz, Jack G. ....1968, 69, 70  
 Schwartz, Harry.....2017, 18  
 Schwartzstein, Sam .....2010, 11, 12  
 Schwarzenbek, Francis.....1917  
 Scott, Errol G. ....1959, 60, 61  
 Scott, Joseph K. ....1947  
 Scott, Kevin B. ....1983, 84, 85, 86  
 Scott, Kevin T. ....1987, 88, 89, 90  
 Scott, Leland S. ....1909  
 Scott, Robert E. ....1950  
 Scott, William D. ....1970, 71, 72  
 Scribner, Frederick F. ....1931  
 Seabright, Benjamin F. ....1896  
 Seals, Brent.....2010, 11  
 Seale, Ricky.....2011, 12, 13, 14  
 Sears, Roger G. ....1959, 60, 61  
 Sebes, Nick .....2001, 02, 03  
 Seeley, Carrol C. ....1900  
 Sellman, Roland .....1926, 27, 28  
 Seymour, Peter M. ....1967, 68, 69  
 Seymour, Robert J. ....1955  
 Sgroi, Michael.....2002, 03, 04, 05

Shane, Mario.....1988  
 Sharp, David B. ....1968, 69  
 Shaw, David.....1991, 92, 93, 94  
 Shaw, Thomas L. ....1948, 49, 50  
 Shea, Charles A. III.....1956, 57  
 Shea, Ryan .....1988  
 Sheehan, Dennis J. ....1969, 70, 71  
 Sheehan, Timothy G. ....1965, 66  
 Sheldon, Willard H. ....1919  
 Sheller, Willard N. ....1941, 42  
 Shelswell, Ian .....2003  
 Sherman, Richard .....2006, 07, 09, 10  
 Shields, Harvey H. ....1903, 04  
 Shinnfield, Patrick.....1998  
 Shipkey, Arthur H. ....1942  
 Shipkey, Harry H. ....1922, 23, 24  
 Shipkey, Theodore E. ....1924, 25, 26  
 Shittu, Aziz .....2012, 13, 14, 15  
 Shlaudeman, Karl W. ....1919, 20  
 Shlaudeman, Robert.....1919, 20, 21  
 Shober, Sam .....2013, 14, 15  
 Shockley, Hillary E. ....1969, 70, 71  
 Shoemaker, William B. ....1966, 67, 68  
 Shore, Robert A. ....1966, 67, 68  
 Shroyer, James L. ....1961, 62, 63  
 Shuler, Graham .....2013, 14, 15  
 Shull, Rod J. ....1985  
 Sickmeier, Andrew C. ....1977, 78  
 Siemens, Jeffrey S. ....1974, 75, 76  
 Siemon, Jeffrey G. ....1969, 70, 71  
 Silva, Mike.....2003, 04, 05, 06  
 Silvas, Nick.....2005  
 Sim, William C. ....1932, 33  
 Simkins, William J. ....1928, 29, 30  
 Simmons, Brandon .....2015, 16, 17, 18  
 Simone, Michael A. ....1970, 71  
 Simons, Carlton B. ....1960, 61, 62  
 Simpson, Ismail.....2003, 04, 05, 06  
 Sims, John .....1992, 93  
 Sims, Robert F. ....1926, 27, 28  
 Sims, Tim .....2005, 06, 07  
 Sinclair, Andy L. ....1985, 86, 87, 88  
 Single, Douglas W. ....1971, 72  
 Singler, William D. ....1973, 74, 75  
 Sinnerud, James A. ....1958  
 Sivara, Dean L. ....1980  
 Skaufel, Taylor.....2007, 08, 09, 10  
 Skrabo, Paul M. ....1974, 75, 76  
 Slaker, Frank L. ....1900, 01  
 Skov, Patrick .....2012, 13, 14  
 Skov, Shayne .....2009, 10, 12, 13  
 Slusher, Dale.....1905  
 Smalling, Charles O. ....1928, 29  
 Smiley, Arthur C. ....1970  
 Smith, Aaron .....2006  
 Smith, Alex.....2001, 02, 03, 04  
 Smith, Allen .....2005, 06, 07  
 Smith, Barrett C. ....1951, 52, 53  
 Smith, Edward A. ....1899, 1900, 01, 02  
 Smith, G.W. ....1903  
 Smith, James Z. ....1959, 61  
 Smith, Kaden .....2017, 18  
 Smith, Lyle W. ....1933  
 Smith, Martin E. ....1976, 77, 78  
 Smith, Rea E. ....1896, 97, 98  
 Smith, S.P. ....1901  
 Smith, Sidney B. ....1947  
 Smith, Steve .....1989, 90, 91





Smith, Terrell W. ....1968, 69, 70  
 Smith, Tim .....1996, 98, 99  
 Smith, Warren L. ....1910, 11, 12  
 Smitherum, Edgar .....1915  
 Smythe, James J. ....1974, 75  
 Snelson, Eric W. ....1984, 85, 86, 87  
 Snider, John E. ....1972, 73, 74  
 Snider, Malcolm P. ....1966, 67, 68  
 Snyder, Ben .....2016, 17, 18  
 Snyder, Clinton.....2006, 07, 08, 09  
 Soderlund, Matt D. ....1982, 83, 84, 85  
 Solomon, Fred F. ....1923, 24, 25  
 Sones, Thomas H. ....1970, 71  
 Soper, Harold C. ....1914, 15  
 Sorensen, Loren R. ....1953  
 South, Glenn E. ....1939, 40  
 Southwood, Eric J. ....1949, 51  
 Spanos, Michael .....2011  
 Spaulding, Alfred B. ....1894, 95  
 Speights, Trevor .....2017, 18  
 Spence, Daniel H. ....1961, 62  
 Spragan, Donnie.....1996, 97, 98  
 Sprott, Walter K. ....1902, 03, 04  
 Sproull, Henry F. ....1921  
 St. Brown, Osiris .....2018  
 St. Geme, Edmond F. ....1981, 82, 83, 84  
 St. Geme, Joseph W. III .....1977, 78, 79  
 St. Geme, Joseph W. Jr. ....1950, 51, 52  
 St. Geme, Peter E. ....1980, 81  
 Stahl, W. Fred .....1985, 86, 87  
 Stahle, Douglas C. ....1939, 40, 41  
 Stallworth, Rollins.....2013, 14, 15  
 Stalwick, David K. (Kent) .....1978  
 Stamm, Edward A. ....1940, 41, 42  
 Standlee, Norman S. ....1938, 39, 40  
 Stanford, J.N. ....1939, 40, 41  
 Stanton, John G. ....1952, 53, 55  
 Steele, Russell B. ....1956, 57, 58  
 Steen, Sharcus.....1996, 97, 98, 99  
 Stein, Richard B. ....1957  
 Steinberg, John C. Jr. ....1951, 52, 53  
 Stenstrom, Steve.....1991, 92, 93, 94  
 Stephen, Roy A. ....1957, 58  
 Stephens, James D. ....1977, 78  
 Stephens, Terrence.....2009, 10, 11, 12  
 Steuber, Harold A. ....1959, 60, 61  
 Stevenson, Don V. ....1974, 75, 76  
 Stevenson, Maxwell .....1998  
 Stewart, Donald .....2016, 17, 18  
 Stewart, James R. ....1952  
 Stewart, Jeremy.....2007, 08, 10, 11  
 Stewart, John K. Jr. ....953, 54, 55  
 Stewart, Russell.....1997, 98, 99, 2000  
 Stice, Robert H. ....1919, 20, 21  
 Stillwell, Roger H. ....1972, 73, 74  
 Stimson, Dustin .....2002  
 Stockbauer, Marc .....1996, 97, 98, 99  
 Stojkovich, Andrew .....1938, 39  
 Stone, Glen J. ....1971, 72, 73  
 Stone, Grant B. ....1936, 37  
 Stonehouse, Paul .....1989, 90, 91, 92  
 Storum, William A. ....1950, 51, 52  
 Stott, Edmund P. ....1904, 05, 06  
 Straight, Herbert R. ....1896  
 Strand, Justin .....1993  
 Strong, V. David.....1975, 76  
 Stubblefield, Don P. ....1981, 82, 83  
 Stundell, Alfred L. ....1910

Sturgeon, John B. ....1939  
 Stutz, Andrew .....2010, 11  
 Sullens, Stephen .....1987, 88, 89  
 Sullivan, Mike .....2003  
 Summers, Alan .....1984, 85  
 Summers, John J. (Jay).....1978, 79, 80, 81  
 Summers, Jon .....1987, 88  
 Sundheim, George M. (Duf) .....1973, 74  
 Supple, Frederick E. Jr. ....1946  
 Sutherland, Sam .....1985  
 Sutton, Richard X. ....1937  
 Svitek, Will .....2002, 03, 04  
 Svitenko, Paul L. ....1985, 86, 87  
 Swan, Frederick H. ....1924, 25, 26  
 Swann, Jovan .....2017, 18  
 Swanson, Pete.....1993, 94, 95, 96  
 Swanson, Peter L. ....1957, 58  
 Swarts, Clifton R. ....1917  
 Swartz, Donald E. ....1966, 67  
 Sweeney, David F. ....1984, 85, 86, 87  
 Swigart, Theodore E. ....1915, 16  
 Swinton, Eliel.....1993, 94, 95, 96  
 Symonds, Jay .....2018  
 Symonds, Nathaniel M. ....1926  
 Taboada, Greg.....2014, 15, 16  
 Tandy, Ray E. ....1928, 29, 30  
 Tanner, Edwin S. (Ted).....1951, 52, 53  
 Targhetta, Paul.....1931, 32, 33  
 Tarpey, Paul A. ....1901, 02  
 Tarpley, A.J. ....2011, 12, 13, 14  
 Tarr, William H. ....1953, 54, 55  
 Taylor, Albert W. ....1921  
 Taylor, Brian .....1998, 99, 2000, 01  
 Taylor, Charles A. ....1940, 41, 42  
 Taylor, Edwin D. ....1950  
 Taylor, Gary .....1988, 89, 91  
 Taylor, Jack R. ....1955, 56, 57  
 Taylor, Michael S. ....1980, 81  
 Taylor, Perry N. ....1929, 30  
 Taylor, Stepfan .....2009, 10, 11, 12  
 Taylor, Wilbur R. ....1949, 50  
 Teeuws, John L. ....1985, 87  
 Teeuws, Michael L. ....1979, 80, 81, 82  
 Telesmanich, Jim .....1999  
 Templeton, Robert L. ....1915, 16, 17, 19, 20  
 Templeton, Robert M. ....1939  
 TenBruggencate, Al J. ....1974, 75, 76  
 Tenn, David T. ....1973, 74, 76  
 Tennefoss, Marvin .....1950, 51, 52  
 Terriell, Chester C. ....1908  
 Terrell, Drew .....2009, 10, 11, 12  
 Test, Eric B. ....1973, 74  
 Theder, Richard R. ....1986, 87, 88  
 Thoburn, James H. ....1910, 12, 13  
 Thomas, Arthur B. ....1922, 23, 24  
 Thomas, Benjamin A. ....1896, 97  
 Thomas, Chase .....2009, 10, 11, 12  
 Thomas, Eric.....1989, 91  
 Thomas, John M. ....1957, 59  
 Thomas, Michael .....2008, 09, 10, 11  
 Thomas, Rooney .....1992  
 Thomas, Solomon .....2015, 16  
 Thomas, Taijuan.....2015, 16  
 Thompson, James G. ....1929  
 Thompson, John M. ....1940  
 Thompson, Robert A. ....1901, 03, 04, 05  
 Thompson, Robert N. ....1951, 52  
 Thompson, Savann J. ....1975, 76, 77, 78

Thorpe, Charles A. ....1906, 07, 09  
 Thurlow, Stephen C. ....1961, 62, 63  
 Tilton, Lloyd I. ....1913  
 Tinsley, Damion.....2000  
 Tipton, David L. ....1969, 70  
 Tipton, Thomas .....1974, 75  
 Titus, Michael G. ....1946, 47  
 Tobin, Donald J. ....1951  
 Tod, Jay K. ....1931, 32, 33  
 Todd, Raymond W. ....1934, 35  
 Toilolo, Levine .....2010, 11, 12  
 Tolliver, Michael T. ....1980, 81, 82, 83  
 Tolon, Kenneth .....2001, 02, 03, 04  
 Tolpinrud, Sean.....1999, 2000  
 Tomerlin, Clemens .....1940  
 Tomlinson, Daniel J. ....1971  
 Toner, Brian .....1996, 97, 98  
 Toner, Eric .....2000  
 Toner, Jet .....2017, 18  
 Toohill, Casey.....2016, 17, 18  
 Toorvald, Philip S. ....1960  
 Topp, Gregory A. ....1981  
 Topping, William K. ....1933, 34, 35  
 Torrence, Leigh .....2001, 02, 03, 04  
 Traeger, William J. ....1899, 1900, 01  
 Traverso, Matt .....2003, 04, 05  
 Trinh, Anthony.....2017, 18  
 Trojan, Jeff .....2013, 14  
 Trombetta, Julius C. ....1926  
 Trompas, Alexander G. ....1934, 35  
 Trouset, Tony .....1988, 89  
 Trout, William W. Jr. ....1939  
 Tsoutsouvas, Louis S. ....1936, 37  
 Tubbs, Austin.....2014  
 Tucker, Casey .....2014, 15, 16  
 Tunney, Jono.....1987, 88, 89, 90  
 Turner, Marcus .....2008  
 Turriziani, Alfred L. ....1948  
 Tyler, Andre M. ....1978, 79, 80, 81  
 Tyler, Jay .....2016, 17  
 Tyler, Mike .....2014, 15, 16, 17  
 Udofia, Ekom .....2006, 07, 08, 09  
 Udofia, Udeme .....2004, 05, 06, 07, 08  
 Ukropina, Conrad .....2013, 14, 15, 16  
 Ukropina, James R. ....1957, 58  
 Umerah, Tobe.....2018  
 Underwood, Cole .....2011, 13  
 Urban, Joseph C. ....1912, 13, 14, 15  
 Uso, Tafiti .....1998, 99  
 Vahan, Randolph K. ....1960, 61, 62  
 Vail, Stanley M. ....1907  
 Valli, Louis P. ....1955, 56, 57  
 Van Alstyne, Bruce E. ....1949, 50  
 Van Dellen, Elzo L. Jr. ....1933, 34  
 Van Dervoort, Theodore Jr. ....1905, 07  
 Van Galder, Gary C. ....1955, 56, 57  
 Van Hook, Stuart G. ....1924, 25  
 Vanderlip, Manford .....1955  
 Vardell, Thomas .....1988, 89, 90, 91  
 Vataha, Randall E. ....1969, 70  
 Vaughn, Matt .....1993  
 Vaughters, James.....2011, 12, 13, 14  
 Veach, Lane .....2015, 16, 17  
 Vella, Tony .....1996  
 Verdick, James E. ....1939, 40  
 Veris, Garin L. ....1981, 82, 83, 84  
 Vermilya, Robert H. ....1928  
 Vick, James A. ....1950, 51, 52

Vickers, Leon .....1993  
 Vigby, Jack.....1917  
 Vigna, Joseph A. ....1935, 36  
 Vincenti, Louis R. ....1927  
 Vinson, Josiah .....2003, 04, 05, 06  
 Volmert, Lawrence E. ....1964, 65, 66  
 Volpe, Jon .....1987, 88, 90  
 Volta, Eric L. ....1984, 85, 86, 87  
 Vucinich, Milton C. ....1940, 41, 42  
 Wade-Perry, Dalyn.....2018  
 Wagner, Evan.....1996  
 Wakefield, Charles.....1942, 46  
 Waldo, John H. ....1918  
 Waldvogel, Jerry A. ....1974, 75  
 Walker, David B. ....1972, 73, 74  
 Walker, David.....1992, 93, 94, 95  
 Walker, Edgar L. ....1924, 25, 26  
 Walker, Frank F. ....1915, 16  
 Walker, Harold L. ....1947  
 Walker, Kelly J. ....1973, 74  
 Walsh, Chris .....1988, 89, 90, 91  
 Walsh, Thomas J. ....1959, 60, 61  
 Walters, Troy .....1996, 97, 98, 99  
 Walton, H.A. ....1892, 1893  
 Walton, Jackson.....1934, 37  
 Ward, Lee .....2011, 12, 13, 14  
 Wark, Thomas L. ....1916, 17, 19  
 Warnecke, John C. ....1939, 40  
 Warwick, Gregory .....1978  
 Washington, Demea G. ....1968, 69, 70  
 Washington, Gene A. ....1966, 67, 68  
 Wasik, Todd R. ....1979, 80  
 Waters, Rich A. ....1974, 75, 76  
 Waters, Ryan .....1993, 94, 95  
 Watkins, Frederick B. ....1911, 13  
 Watkins, Jordan .....2013, 14, 15, 16  
 Watson, Donald R. ....1957, 58  
 Watson, Jarvis P. ....1952, 53  
 Watts, Frank A. ....1918, 19  
 Watts, Nicodemus .....1993, 94, 95, 96  
 Weaver, Clark E. ....1962, 63  
 Webb, Jami.....1993, 94  
 Weber, Chris E. ....1983, 84, 85, 86  
 Weber, Stephen.....1987, 88  
 Wedge, Wesley E. ....1954  
 Wedger, Winfred E. ....1952, 53, 54  
 Wedington, Connor .....2017, 18  
 Wehat, Gilbert C. ....1923  
 Weinacht, Paul .....2000, 01, 02  
 Weingartner, Thomas A. ....1966, 67, 68  
 Weller, Milo J. ....1903, 04  
 Wells, Ryan .....1999, 2000, 01, 02  
 Wentworth, William A. ....1953  
 Werner, Bryan.....1994, 95, 96, 97  
 Werstler, John E. ....1978  
 West, Byron F. ....1937, 38  
 West, Jack .....2018  
 West, R.F. ....1904  
 Westerfield, Dan D. ....1982, 83, 84  
 Wetnight, Ryan .....1991, 92  
 Whalen, Griff .....2008, 09, 10, 11  
 Whalen, Ryan.....2007, 08, 09, 10  
 Whipple, John H. ....1947  
 Whitaker, Eric .....2011  
 Whitaker, Nate .....2009, 10  
 White, Alistair .....1995, 96, 97  
 White, Charles H. ....1934  
 White, Gordon W. ....1948, 49, 50





White, Jason.....1992, 93, 94, 95	Woodcock, Elbert C. ....1911	Alamar, Pete.....2011-present.....Special Teams Coordinator
White, Jason.....2000, 01, 02	Woods, Justus.....2018	Akina, Duane.....2014-present.....Defensive Backs
White, Robert W. ....1948, 49, 50	Woodward, Tyleve F. ....1921, 22, 23	Anderson, Jim.....1981-83.....Running Backs
White, Stephen F. ....1972, 73	Woollomes, James P. ....1920	Anderson, Lance.....2007-present.....Defensive Tackles
White, Vincent D. ....1979, 80, 81, 82	Worden, Richard C. ....1927, 28	.....Outside Linebackers
Whitehouse, Louis M. ....1893	Worley, Davie E. ....1951	.....Recruiting Coordinator
Whitfield, Bob.....1989, 90, 91	Wright, Josh.....1990, 91, 92, 93	.....Willie Shaw Director of Defense
Whitfield, Kodi.....2012, 13, 14, 15	Wright, Matt.....1999, 2000, 01	Axman, Steve .....1986.....Offensive Line
Whitt, Scott.....1994, 95	Wright, Remound.....2012, 13, 14, 15	Baer, Kent.....1995-2001.....Inside • Outside Linebackers (1995-01)
Whittemore, John R. ....1892	Wusu, Timi.....2002, 04, 05	.....Defensive Coordinator (1999-01)
Whittle, Derek W. ....1983	Wylie, James T. ....1914, 15	Baldwin, Dave .....1984-88.....Tight Ends (1984)
Wiggin, Paul D. ....1954, 55, 56	Wylie, Robert M. ....1959, 60	.....Wide Receivers (1985-88)
Wilbur, John L. ....1963, 64, 65	Wyman, David M. ....1982, 83, 84, 86	Banker, Mark .....2002.....Co-Defensive Coordinator
Wilburn, Albert T. ....1964, 65, 66	Wyman, Michael E. ....1981, 82, 83, 84	.....Secondary
Wilcox, Chester A. ....1920, 21, 22	Yancy, Austin.....2006, 07, 09, 10	Bengtson, Phil .....1940-41, 1946-50.....Line
Wilcox-Fogel, Nate .....2007, 08	Yankey, David.....2011, 12, 13	Bible, Dana .....1995-97.....Offensive Coordinator
Wiley, William M. ....1972	Yazdi, Alex.....2013, 14	.....Quarterbacks
Wilkerson, Anthony.....2010, 12, 13	Young, Charles.....1993, 94, 95	Billick, Brian .....1989-91.....Wide Receivers
Wilkes, Khalil.....2010, 11, 12, 13	Young, Charlie.....1987, 88, 90	.....Tight Ends
Wilkin, John S. ....1963	Young, Chris M. ....1985, 87	Bloomgren, Mike .....2011-17.....Offensive Line
Wilkins, Earl B. ....1916	Young, Gordon A. ....1954, 55, 56	.....Andrew Luck Director of Offense
Wilkinson, Michael P. ....1975, 76	Young, Kelsey.....2012, 13, 14	Borbely, Dave .....1995-97.....Offensive Line (Centers and Guards)
Willard, Michael R. ....1967	Young, William B. ....1942	Boulware, Jay.....2004.....Running Backs
Willard, William C. ....1937, 38, 40	Yules, Sam .....2013, 14, 15	Brattan, Tom .....1999-2000.....Offensive Line (Centers and Guards)
Williams, Bradley B. ....1973, 74	Zager, Peter G. ....1936, 37, 38	Buh, Andy.....2007-09.....Linebackers
Williams, Charles R. ....1966, 67	Zagory, Aaron.....2006, 07, 08	.....Co-Defensive Coordinator (2008-09)
Williams, Fred L. ....1934, 35, 36	Zaltosky, Craig R. ....1972, 73	Carberry, Kevin.....2018-present.....Offensive Line
Williams, Howard L. ....1967, 68, 69	Zappettini, Donald M. ....1942	Charles, Russell .....1977-79.....Linebackers • Junior Varsity Coach (1977)
Williams, Ken R. ....1982	Zellmer, Craig A. ....1978, 79, 80, 81	.....Tight Ends (1978)
Williams, Lewis I. ....1971	Zentner, John R. ....1985, 86, 87, 88	.....Offensive Line (1979)
Williams, Michael.....2017, 18	Zychlinski, Daniel.....2009, 10, 11, 12	Christoff, A.J. “Andy” .....1983, 2003-04, 2006.....Defensive Coordinator (1983, 2004, 2006)
Williams, Noah.....2018		.....Co-Defensive Coordinator • Secondary (2003)
Williams, Reagan.....2016, 17, 18		Christiansen, Jack .....1968-71.....Linebackers (1968)
Williams, Tank.....1998, 99, 2000, 01		.....Offensive Backfield (1969-70)
Williams, Thomas M. ....1895, 96		.....Defensive Backs (1971)
Williams, Thomas N. ....1958		Clark, Monte .....1993-94.....Offensive Line
Williams, Tom.....1989, 90, 91, 92		Cosbie, Doug .....1993-94.....Offensive Line
Williams, Vaughn.....1980, 81, 82, 83		Cox, James E. ....1950.....Assistant
Williams, Vincent M. ....1978, 81		Crook, Ron .....2011-12.....Tight Ends
Williamson, Jordan.....2011, 12, 13, 14		Cross, Jack .....1961-62.....Assistant
Williamson, Kendall .....2018		Cubit, Bill .....2003-04.....Quarterbacks (2003-04)
Willis, Anthony.....1995, 96, 97		.....Offensive Coordinator (2004)
Willock, Jason .....1999		Cunningham, Gunther .....1973-76.....Freshmen Head Coach • Assistant (1973)
Wilson, Dean R. ....1977, 78, 79		.....Defensive Line (1974-76)
Wilson, Elwood J. ....1929		Currey, David W. ....1971-76.....Offensive Backs
Wilson, Geoff .....1995, 97, 98		Dalman, Chris.....2007-08.....Offensive Line
Wilson, Gerald E. ....1973, 74, 75		Denbrock, Mike .....2001.....Offensive Line (Tackles and Tight Ends)
Wilson, John H. ....1892, 1893		DeSylvia, Terry G. ....1967-69.....Freshmen Head Coach • Assistant (1967)
Wilson, Michael.....2018		.....Defense (1968)
Wilson, Nick.....2016, 17, 18		.....Assistant (1969)
Wilson, Philip C. ....1952, 53		Detwiler, Chuck .....1980-82.....Defensive Backs
Wilson, Philip L. Jr. ....1931		Dickey, William J. ....1971.....Offensive Line
Wilson, Philip L. ....1898		Diedrick, Bill .....1998-2001.....Offensive Coordinator
Wilson, Phillip E. ....1980		.....Quarterbacks
Wilson, Stanley.....2002, 03, 04		Dowhower, Rod .....1977-78.....Receivers
Wilson, William A. ....1941		Drevno, Tim .....2007-10.....Tight Ends
Wilton, Frank S. Jr. ....1926, 27, 28		.....Offensive Line
Wimmer, Gary E. ....1979, 80, 81, 82		Durkin, D.J. ....2007-09.....Defensive Ends
Wines, Blaine L. ....1913, 14		.....Special Teams
Winesberry, John C. ....1971, 72, 73		Dutton, Bill .....1979.....Defensive Line
Winham, William P. ....1916, 17		Elward, A. H. (Mal) .....1946-56.....Assistant
Winnek, Phil S. ....1929		Everest, Andy .....1958-62.....Assistant
Winters, Jerry E. ....1960		Fangio, Vic .....2010.....Defensive Coordinator
Wiser, Sean .....2008		Fassel, Jim .....1979-83.....Running Backs (1979)
Wire, Coy.....1998, 99, 2000, 01		.....Quarterbacks • Receivers (1980)
Wittenau, Carl.....1929		.....Offensive Coordinator (1981-83)
Wittman, Billy .....1992		Fehring, Dutch .....1949-66.....Assistant
Wong, Kailee.....1994, 95, 96, 97		

## Assistant Coaches



Foerster, Chris .....1988-91	Assistant • Offensive Line (1988-90) Special Teams (1991)	Lynn, George M. ....1951-57	Assistant
Frease, Don ..... 1976	Assistant	Lynn, Ron .....2008-09	Co-Defensive Coordinator Assistant Head Coach
Freeman, Tom .....2005-06	Offensive Line Run Game Coordinator	MacDuff, Larry .....1980-83	Defensive Line (1980-81) Defensive Coordinator (1982) Defensive Line (1983)
Gagnon, Gary .....1987-88	Tight Ends • Offensive Line (1987) Running Backs (1988)	Mannini, Dick .....1984-89	Defensive Coordinator • Secondary (1984-85) Defensive Coordinator • Defensive Line (1986-88) Inside Linebackers (1989)
Gambold, Bob .....1963-71	Assistant (1963-67) Defense (1968-69) Defensive Backs (1970) Defensive Coordinator • Linebackers (1971)	Margerum, Ken ..... 2004	Wide Receivers
Ghilotti, Robert V. ....1950-58	Assistant	Mason, Derek .....2010-2013	Defensive Backs Associate Head Coach Defensive Coordinator Willie Shaw Director of Defense
Gilmete, Jack .....1986-89	Linebackers (1986) Outside Linebackers (1987-89)	McCartney, Max .....1969-71	Assistant (1969) Defensive Line (1970-71)
Godden, John ..... 1979	Inside Linebackers	McCarty, Peter .....2002-03	Defensive Ends
Gould, Ron ..... 2016-present	Running Backs	McDonald, George ..... 2004	Tight Ends
Green, Denny .....1977-78, 1980	Running Backs (1977-78) Offensive Coordinator (1980)	McDonell, John ..... 2001, 2005	Offensive Line • Centers and Guards (2001) Offensive Line • Tackles and Tight Ends (2005)
Hackett, Nathaniel ..... 2005	Specialists • Recruiting Coordinator	McKenna, Jack ..... 1958	Assistant
Hamilton, Bones .....1940-41	Backfield	McLaughlin, Leon .....1959-65	Assistant
Hamilton, Pep .....2010-12	Wide Receivers • Quarterbacks Offensive Coordinator Andrew Luck Director of Offense	McMackin, Greg ..... 1984	Outside Linebackers
Hammerschmidt, Jeff ..... 2006	Outside Linebackers Special Teams	Meister, Herman A. ....1957-58	Assistant
Hammett, Ray .....1946-49	Assistant	Miles, Trent ..... 2001	Wide Receivers
Hampton, Russell E. ....1966-67	Assistant	Moller, Chuck .....1997-2000	Offensive Line
Handley, Ray .....1972-73, 1979-83	Linebackers (1972-73, 1979-80) Outside Linebackers (1981) Associate Head Coach (1982-83)	Mora, James E. .... 1967	Assistant
Hansen, Peter ..... 2014-present	Inside Linebackers	Morton, Steve .....2002-04	Offensive Line
Harbaugh, Jack .....1980-81	Defensive Coordinator	Moses, Wayne .....2002-03, 2005	Running Backs
Hart, Randy .....2010-2015	Defensive Line	Mosley, Earle .....1997-98	Running Backs
Harris, Bill .....1995-98	Defensive Coordinator Secondary	Moultrie, Bill .....1968-73	Defensive Backs (1968) Frosh Head Coach • Assistant (1969-71) Special Teams (1972-73)
Hayes, Tom ..... 2005	Defensive Coordinator Secondary	Morris, Patrick .....1995-96	Offensive Line • Tackles and Tight Ends
Hecker, Norbert E. ....1972-78	Defensive Coordinator • Defensive Line (1972-73) Defensive Coordinator • Linebackers (1974-76) Linebackers (1977-78)	Nelson, Mike .....1990-91	Defensive Line
Holmoe, Tom .....1992-93	Secondary	Nelson, Nate .....2006	Recruiting Coordinator • Specialists
Houck, Hudson .....1972-75	Freshmen Head Coach • Assistant (1972) Offensive Line (1973-75)	Nolan, Mike ..... 1983	Inside Linebackers
Hunt, E. P. (Husky) ..... 1940	Assistant	Ottmar, Dave .....1980-83	Tight Ends (1980-81) Running Backs • Tight Ends (1982) Wide Receivers (1983)
James, Dick .....1980-82	Offensive Line (1980-82)	Patterson, Darrell .....2005-06	Inside Linebackers
Jones, Robert A. ....1963, 1972	Freshmen Head Coach • Assistant (1963) Offensive Coordinator • Offensive Line (1972)	Peasley, Edward .....1966-70	Assistant (1966-67) Defensive Line (1968-69) Linebackers (1970)
Kelly, David .....2002-03	Associate Head Coach Offensive Coordinator Wide Receivers	Polian, Brian .....2010-11	Special Teams Coordinator
Kennedy, Bobby .....2018-present	Wide Receivers	Preston, Buzz .....1999-2001, 2006	Running Backs
Kerr, Larry .....1984-88	Inside Linebackers (1984-85) Linebackers (1986) Inside Linebackers (1987-88)	Pritchard, Tavita .....2013-present	Running Backs Quarterbacks • Wide Receivers Kevin M. Hogan Quarterbacks Coach Andrew Luck Director of Offense (2018-present)
Kettela, Peter P. ....1972-76	Receivers	Quinn, Tom .....2002-05	Tight Ends • Special Teams Coordinator Tight Ends • Special Teams Coordinator Recruiting Coordinator Outside Linebackers • Special Teams
Kmetovic, Peter G. ....1950-62	Assistant	Reynolds, Diron ..... 2015-present	Defensive Line
Kofler, Otto .....1985-88	Tight Ends (1985) Offensive Line • Tight Ends (1986-87) Outside Linebackers (1988)	Ring, Bill ..... 1992	Running Backs
Kotulski, David .....2012-13	Inside Linebackers	Rison, Mose .....1995-2000	Wide Receivers
Krause, Harry G. (Moose) ..... 1948	Assistant	Roman, Greg .....2009-10	Tight Ends Offensive Tackles Running Game Coordinator
Lavan, Al ..... 1979	Running Backs	Ruetz, Joseph H. ....1951-56	Assistant
Lawson, Jim .....1940-41	Ends	Rust, Rod .....1963-66	Assistant
Lindskog, Vic ..... 1942	Assistant	Samuel, Tony .....1984-85	Defensive Line
Lovat, Tom .....1977-79	Offensive Line	Sams, Doug .....2006	Offensive Line
Lubick, Sonny .....1985-88	Outside Linebackers (1985) Secondary (1986-88)	Sanford Sr., Mike ..... 2002	Offensive Coordinator • Quarterbacks



Sanford Jr., Mike	.....2011-13	.....Running Backs Quarterbacks Wide Receivers Recruiting Coordinator
Schuhmann, Scott	.....1989-92	.....Offensive Line
Schuler, Denny	.....1999-2001	.....Defensive Backs
Schwartz, Marchmont	.....1940-41	.....Backfield
Seifert, George E.	.....1972-74, 1977-79	.....Defensive Backs
Shafer, Scott	.....2007	.....Defensive Coordinator Assistant Head Coach
Shaw, Bryan	.....1983	.....Tight Ends
Shaw, David	.....2007-10	.....Offensive Coordinator Wide Receivers Running Backs
Shaw, Willie	.....1974-76, 1989-91	.....Special Teams (1974) Defensive Backs (1975-76) Secondary (1989) Defensive Coordinator • Secondary (1990-91)
Shea, Terry	.....1992-94	.....Assistant Head Coach Offensive Coordinator
Shipkey, Harry	.....1940-42	.....Frosh Head Coach • Assistant (1940-41) Line (1942)
Shurmur, Patrick	.....1998	.....Offensive Line
Single, Doug	.....1976-78	.....Offensive Line
Singler, Bill	.....1992-94	.....Special Teams (1992) Running Backs (1993-94)
Smith, Homer	.....1958-60	.....Frosh Head Coach • Assistant (1958-59) Assistant (1960)
Stamm, Ed	.....1946	.....Assistant
Stavelly, Dan	.....1959-62	.....Assistant (1959) Frosh Head Coach • Assistant (1960-62)
Taggart, Willie	.....2007-09	.....Running Backs
Tarver, Jason	.....2011	.....Co-Defensive Coordinator Inside Linebackers
Taylor, Chuck	.....1948-49	.....Frosh Head Coach • Assistant
Taylor, Lance	.....2014-16	.....Running Backs
Theeder, Roger	.....1968-71	.....Backs (1968-69) Receivers (1970) Quarterbacks • Running Backs (1971)
Thornhill, C.E.	.....1922-32	.....Line
Tipton, Dave	.....1989-2006	.....Outside Linebackers (1989-91) Defensive Line (1992-94, 2005-06) Defensive Interior Line Recruiting Coordinator (1995-2001) Defensive Tackles • Recruiting Coordinator (2002) Assistant Head Coach • Defensive Tackles (2003-04)
Tolleson, Mike	.....1989-91	.....Inside Linebackers
Treadwell, Don	.....1995-96	.....Running Backs
Troppman, Jim	.....1968	.....Frosh Head Coach/Assistant
Turner, Keena	.....1992-94	.....Outside Linebackers
Turner, Morgan	.....2013-present	.....Tight Ends
Turner, Ron	.....1989-91	.....Offensive Coordinator Quarterbacks
Vermeil, Richard A.	.....1965-68	.....Frosh Head Coach • Assistant (1965) Assistant (1966-67) Backfield (1968)
vonAppen, Fred	.....1977-78, 1982, 1989, 1992-94	.....Defensive Line (1977-78, 1982) Defensive Coordinator • Defensive Line (1989) Defensive Coordinator • Inside Linebackers (1992-94)
Walsh, Bill	.....1963-65	.....Assistant
Walsh, Jimmy	.....1984-87	.....Running Backs
Waters, Bob	.....1968	.....Receivers
Waugh, Tucker	.....2005-06	.....Wide Receivers
White, Clayton	.....2007-09	.....Defensive Backs

White, Mike	.....1964-71	.....Assistant (1964-67) Offensive Line (1968-70) Offensive Coordinator • Offensive Line (1971)
Wilcox, Francis	.....1942	.....Frosh Head Coach • Assistant
Williams, Frank	.....1963	.....Assistant
Williams, Tom	.....2002-04	.....Co-Defensive Coordinator • Linebackers (2002-03) Inside Linebackers (2004)
Williams, Vaughn	.....1994	.....Defensive Backs
Willingham, Tyrone	.....1989-91	.....Running Backs
Wilson, Mike	.....1992-94	.....Wide Receivers Tight Ends
Yelovich, Tony	.....1984-85	.....Offensive Line
Zacharias, Phil	.....1995-2001	.....Defensive Ends Special Teams

• Complete information unavailable before 1940.

**Stanford Coaches Who Became NFL Coaches**

Phil Bengtson	Wayne Moses
Dana Bible	Earle Mosley
Brian Billick	Mike Nolan
Monte Clark	Tom Quinn
Jack Christiansen	John Ralston
Gunther Cunningham	Mose Rison
Rob Dowhower	Greg Roman
Tim Drevno	Rod Rust
Vic Fangio	Willie Shaw
Jim Fassel	Terry Shea
Bob Gambold	Pat Shurmur
Denny Green	George Seifert
Nathaniel Hackett	Jason Tarver
Pep Hamilton	Lance Taylor
Ray Handley	Roger Theder
Jim Harbaugh	Ron Turner
Tom Hayes	Dick Vermeil
Norb Hecker	Fred vonAppen
Hudson Houck	Bill Walsh
Al Lavan	Mike White
Tom Lovat	Paul Wiggin
Larry MacDuff	Tom Williams
Greg McMakin	Tyrone Willingham
Jim Mora	Mike Wilson
Pat Morris	Phil Zacharias

**Stanford Assistant Coaches Who Became Division I Head Coaches**

Steve Axman	Scott Shafer
Dave Baldwin	Terry Shea
Mike Bloomgren	Homer Smith
Bill Cubit	Willie Taggart
D.J. Durkin	Roger Theder
Jack Harbaugh	Don Treadwell
Tom Holmoe	Ron Turner
Al Lavan	Dick Vermeil
Sonny Lubick	Fred vonAppen
Derek Mason	Bob Waters
Greg McMackin	Mike White
Trent Miles	Tom Williams
Brian Polian	Tyrone Willingham
Tony Samuel	
Mike Sanford, Sr.	
Mike Sanford, Jr.	



**Quarterback Legacy**

Beginning with Frankie Albert, who earned All-America honors in 1940 and '41, and continuing with the likes of Bobby Garrett, John Brodie, Jim Plunkett, Mike Boryla, Guy Benjamin, John Elway, John Paye, Steve Stenstrom, Kevin Hogan, Todd Husak, Trent Edwards and Andrew Luck, Stanford has enjoyed a long tradition of excellence at the quarterback position for eight decades.

Plunkett won the 1970 Heisman Trophy and finished his career with a school and NCAA record 7,887 yards in total offense. After engineering Stanford's 27-17 upset victory over Ohio State in the 1971 Rose Bowl, Plunkett was the No. 1 pick in the 1971 NFL Draft by the New England Patriots. Luck presided over the three most prolific offenses in school history from 2009-11, leading the Cardinal to three straight bowl appearances and a top-10 ranking.

Four former quarterbacks – Garrett, Plunkett, Elway and Luck – were No. 1 picks in the NFL Draft while Brodie was a first-round draft pick by the San Francisco 49ers in 1956.

Four quarterbacks – Plunkett (XV, XVIII), Elway (XXI, XXI, XXIV, XXXII, XXXIII), Turk Schonert (XVI, XXII) and Guy Benjamin (XVI) have combined to play in 10 Super Bowls, winning five rings and earning two Super Bowl MVP awards.

Stanford quarterbacks have left an indelible mark in the evolution of the game. Albert was part of Clark Shaughnessy's T-formation scheme that revolutionized college football in the early 1940s. Under Albert's direction, Stanford was recognized as national champions by several polls following its undefeated season in 1940, which culminated with a 21-3 victory over Nebraska in the Rose Bowl.

**NFL Quarterbacks**

	Round	Team
Frankie Albert	1st	San Francisco 49ers (1946-52)
Guy Benjamin	2nd	Miami Dolphins (1978-79) • New Orleans Saints (1980) San Francisco 49ers (1981-84)
Mike Boryla	4th	Philadelphia Eagles (1974-76) • Tampa Bay Buccaneers (1978)
John Brodie	1st	San Francisco 49ers (1957-73)
Steve Dils	4th	Minnesota Vikings (1979-83) Los Angeles Rams (1984-87; 89) • Atlanta Falcons (1988) Buffalo Bills (2007)
Trent Edwards	3rd	Buffalo Bills (2007)
John Elway	1st	Denver Broncos (1983-98)
Randy Fasani	5th	Carolina Panthers (2002)
Bob Garrett	1st	Green Bay Packers (1954)
Kevin Hogan	5th	Kansas City Chiefs (2016) • Cleveland Browns (2016-17) Washington Redskins (2018) • Denver Broncos (2018)
Todd Husak	6th	Washington Redskins (2000) • Denver Broncos (2001) New York Jets (2002-03) • Cleveland Browns (2004) Dallas Cowboys (2002-03) • Chicago Bears (2004)
Chad Hutchinson	--	Dallas Cowboys (2002-03) • Chicago Bears (2004)
Chris Lewis	--	Arizona Cardinals (2004)
Dave Lewis	5th	Cincinnati Bengals (1970-73)
Andrew Luck	1st	Indianapolis Colts (2012-present)
Dick Norman	5th	Chicago Bears (1961)
John Paye	10th	San Francisco 49ers (1987-88)
Hampton Pool	7th	Chicago Bears (1940-43)
Jim Plunkett	1st	New England Patriots (1971-75) San Francisco 49ers (1976-77) • Oakland Raiders (1978-81) Los Angeles Raiders (1982-86)
Turk Schonert	9th	Cincinnati Bengals (1980-85; 87-89) • Atlanta Falcons (1986)
Steve Stenstrom	4th	Chicago Bears (1995-98) • San Francisco 49ers (1999)

**Super Bowl Quarterbacks**

Guy Benjamin	San Francisco 49ers (XVI)
John Elway	Denver Broncos (XXI, XXII, XXIV, XXXII, XXXIII)
Jim Plunkett	Oakland Raiders (XV, XVIII)
Turk Schonert	Cincinnati Bengals (XVI, XXII)

**Super Bowl MVP**

John Elway (XXXIII)
Jim Plunkett (XV)

**1970 Heisman Trophy Winner Jim Plunkett**

In 1970, Jim Plunkett became Stanford's first and only player to win the Heisman Trophy as the best player in college football. Plunkett led the Indians to the Pacific-8 Conference title with a 9-3 record, including a 27-17 upset victory over previously undefeated Ohio State in the Rose Bowl.

He was the runaway winner for the trophy, garnering 510 of 1,059 first place ballots cast. He compiled 2,299 points to 1,401 for runner-up Joe Theismann of Notre Dame. In addition to the Heisman, Plunkett won the Maxwell Award, was a consensus first-team All-America, and was named Player of the Year by United Press International, Sporting News, Sport Magazine, the Walter Camp Association, and the American College Football Coaches Association.

He completed 191 of 358 passes for 2,715 yards, and he ran for another 183 yards, giving him 2,898 yards of total offense that season (a school and Pac-8 record). Highlights of the season include his 275 passing yards in a 24-14 drubbing of USC, 22-of-36 passing for 268 yards and four touchdowns in a 29-22 win against Washington, and a phenomenal 20-of-30 for 265 yards in the 1971 Rose Bowl, Plunkett's final game at Stanford.

After finishing eighth in the Heisman balloting as a junior in 1969, Plunkett turned down an opportunity to turn pro and returned to Stanford for his senior season. "Coach (John) Ralston, all of our coaches, and my teammates have been building something at Stanford for the past couple of years," Plunkett explained. "If I were to leave now, I would always have the feeling that I let them down before our goals were reached. Besides, we are always telling kids today not to drop out, to finish school, to set targets and to work towards them. What would they think if I were to drop out now for professional football?"

Plunkett returned to Stanford for the 1970 season and wound up having a storybook year he would never forget. He led the Indians to their first Rose Bowl appearance in 19 years and their first Rose Bowl victory in 30 seasons. His performance in the Rose Bowl earned him Most Valuable Player honors. He finished his career with 7,887 yards in total offense, which not only set a Stanford record but also established a new NCAA record.

He went on to become the number-one draft pick in the NFL by the New England Patriots. He played 16 seasons in the NFL with the Patriots, San Francisco 49ers and Oakland and Los Angeles Raiders. He was named NFL Rookie of the Year in 1971 and won two Super Bowl championships with the Raiders. He was the MVP of Super Bowl XV following the 1981 season when he led the Oakland Raiders over the Philadelphia Eagles. Three years later, Plunkett led the Los Angeles Raiders to a victory in Super Bowl XVIII over the Washington Redskins.

In November 1991, Plunkett's jersey number 16 became the second number retired in Stanford history (the first was Ernie Never's number 1). He is a member of the National Football Foundation College Football Hall of Fame and the Stanford Athletic Hall of Fame.

*Plunkett's 1970 Game-by-Game Statistics*

Opponent	Attempts	Completions	Percentage	Interceptions	Yards	TD
at Arkansas	39	22	.564	3	262	2
San Jose State	29	17	.586	0	302	1
at Oregon	38	18	.474	1	250	3
Purdue	36	15	.417	5	200	1
USC	31	19	.613	1	275	1
at Washington State	14	10	.714	0	224	2
at UCLA	37	18	.486	2	262	0
Oregon State	26	13	.500	2	210	3
Washington	36	22	.611	2	268	4
at Air Force	35	17	.486	0	182	0
at California	37	20	.541	2	280	2
Ohio State (Rose Bowl)	30	20	.667	1	265	1

*Plunkett's Career Passing Statistics*

Season	Attempts	Completions	Percentage	Interceptions	Yards	TD
1968	268	142	.529	14	2,156	14
1969	336	197	.586	15	2,673	20
1970	388	211	.544	19	2,980	19
Totals	992	550	.544	48	7,809	53





Frankie Albert .....	San Francisco 49ers • 1946-52	Miami Dolphins • 2007-09	Coby Fleener .....	Indianapolis Colts • 2012-15	
Brian Allen .....	Indianapolis Colts • 2002-04	Minnesota Vikings • 2010-11		New Orleans Saints • 2016-17	
Jon Alston.....	St. Louis Rams • 2006	Alex Carter .....	Detroit Lions • 2015-17	Cameron Fleming.....	New England Patriots • 2014-17
	Oakland Raiders • 2007-09	Kerry Carter .....	Seattle Seahawks • 2003-04		Dallas Cowboys • 2018-current
	Tampa Bay Buccaneers • 2010	Gordy Ceresino.....	San Francisco 49ers • 1979	Phil Francis.....	San Francisco 49ers • 1979-80
Gary Anderson.....	Detroit Lions • 1977-78	Kirk Chambers.....	Cleveland Browns • 2004-06	Sione Fua.....	Carolina Panthers • 2011-2012
	New Orleans Saints • 1978		Buffalo Bills • 2007-09		Denver Broncos • 2013
	Washington Redskins • 1980		Cincinnati Bengals • 2010		Cleveland Browns • 2014
Henry Anderson.....	Indianapolis Colts • 2015-17		Atlanta Falcons • 2011		Denver Broncos • 2015
	New York Jets • 2018	Jack Chapple.....	San Francisco 49ers • 1965	Tyler Gaffney .....	New England Patriots • 2014-16
Stan Anderson.....	Cleveland Rams • 1940-41	Greg Clark .....	San Francisco 49ers • 1997-2001	Hugh Gallarneau .....	Chicago Bears • 1941-42; 45-47
	Detroit Lions • 1941	Tony Cline.....	Buffalo Bills • 1995-97	Ben Gardner.....	Dallas Cowboys • 2014-15
Lester Archambeau.....	Green Bay Packers • 1990-92		Pittsburgh Steelers • 1999		San Diego Chargers • 2015-16
	Atlanta Falcons • 1993-99	Greg Comella .....	New York Giants • 1998-2001	David Garnett .....	Minnesota Vikings • 1993-94
	Denver Broncos • 2000		Tennessee Titans • 2002		Carolina Panthers • 1995
Justin Armour.....	Buffalo Bills • 1995-97		Houston Texans • 2003		Denver Broncos • 1995
	San Francisco 49ers • 1997		Tampa Bay Buccaneers • 2004		Minnesota Vikings • 1996
	Denver Broncos • 1998	Toi Cook.....	New Orleans Saints • 1987-1993	Joshua Garnett.....	San Francisco 49ers • 2016-current
	Baltimore Ravens • 1999		San Francisco 49ers • 1994-95	Bob Garrett.....	Green Bay Packers • 1954
Corwin Artman .....	New York Giants • 1931		Denver Broncos • 1996	Ron George.....	Atlanta Falcons • 1993-96
	Pittsburgh Steelers • 1933		Carolina Panthers • 1997		Minnesota Vikings • 1997
Mike Askea .....	Denver Broncos • 1973	Mike Cordova.....	Philadelphia Eagles • 1977		Kansas City Chiefs • 1998-99
Franklyn Atkinson.....	Pittsburgh Steelers • 1963	Jim Cox .....	San Francisco 49ers • 1948	Toby Gerhart.....	Minnesota Vikings • 2010-13
Oshiomogho Atoogwe.....	St. Louis Rams • 2005-10	Ed Cummings .....	New York Jets • 1964		Jacksonville Jaguars • 2014-15
Brad Badger.....	Washington Redskins • 1997-99		Denver Broncos • 1965	Rick Gervais .....	San Francisco 49ers • 1981-83
	Minnesota Vikings • 2000-01	Chris Dalman .....	San Francisco 49ers • 1993-2000	Amon Gordon .....	Cleveland Browns • 2004-05
	Oakland Raiders • 2002-06	David DeCastro.....	Pittsburgh Steelers • 2012-current		Denver Broncos • 2006-07
Johnson Bademosi .....	Cleveland Browns • 2012-15	Steve Dils .....	Minnesota Vikings • 1979-83		Baltimore Ravens • 2007
	Detroit Lions • 2016-17		Los Angeles Rams • 1984-87		Tennessee Titans • 2008
	New England Patriots • 2017		Atlanta Falcons • 1988		Seattle Seahawks • 2010
	Houston Texans • 2018-current		Los Angeles Rams • 1989		Kansas City Chiefs • 2011
Doug Baldwin .....	Seattle Seahawks • 2011-current	Seth Dittman .....	Indianapolis Colts • 1995-96	Darrien Gordon.....	San Diego Chargers • 1993-96
Bruno Banducci.....	Philadelphia Eagles • 1944-45	Pat Donovan .....	Dallas Cowboys • 1975-83		Denver Broncos • 1997-98
	San Francisco 49ers • 1946-54	Mike Dotterer.....	Los Angeles Raiders • 1983-84		Oakland Raiders • 1999-2000
Gordon Banks.....	New Orleans Saints • 1980-81	Chris Draft .....	Chicago Bears • 1998		Atlanta Falcons • 2001
	Dallas Cowboys • 1985-87		San Francisco 49ers • 1999		Oakland Raiders • 2002
Benny Barnes .....	Dallas Cowboys • 1972-83	Jim Dray.....	Arizona Cardinals • 2010-2013	Alan Grant.....	Indianapolis Colts • 1990-91
Greg Baty .....	New England Patriots • 1986-87		Cleveland Browns • 2014-15		San Francisco 49ers • 1992-93
	Los Angeles Rams • 1987		Buffalo Bills • 2016		Cincinnati Bengals • 1994
	Phoenix Cardinals • 1988-89		San Francisco 49ers • 2016	John Guillory .....	Cincinnati Bengals • 1969-70
	Miami Dolphins • 1990-94		Arizona Cardinals • 2017	Bill Hachten .....	New York Giants • 1947
Braden Beck .....	Houston Oilers • 1971	Chris Dressel.....	Houston Oilers • 1983-86	Carl Hansen .....	New York Jets • 1998-99
Guy Benjamin .....	Miami Dolphins • 1978-79		San Francisco 49ers • 1987	Kwame Harris.....	San Francisco 49ers • 2003-07
	New Orleans Saints • 1980		Cleveland Browns • 1988		Oakland Raiders • 2008
	San Francisco 49ers • 1981-84		Kansas City Chiefs • 1989	Mark Harris .....	San Francisco 49ers • 1996-99
Fred Boensch.....	Washington Redskins • 1947-48		New York Jets • 1989-91	Marv Harris .....	Los Angeles Rams • 1964
George Bogue.....	Chicago Cardinals • 1930	Damon Dunn .....	Jacksonville Jaguars • 1998	Walt Harris .....	San Diego Chargers • 1987
	Newark Tornadoes • 1930		Cleveland Browns • 1999	Brandon Harrison.....	Houston Texans • 2008
Mike Boryla .....	Philadelphia Eagles • 1974-76	Trent Edwards .....	Buffalo Bills • 2007-09	Emile Harry .....	Kansas City Chiefs • 1986-93
	Tampa Bay Buccaneers • 1978		Jacksonville Jaguars • 2010	Jon Haskins .....	San Diego Chargers • 1998-99
Dennis Bragonier.....	San Francisco 49ers • 1974		Philadelphia Eagles • 2012		Philadelphia Eagles • 1998
Colin Branch .....	Carolina Panthers • 2003-04 • 2006		Tennessee Titans • 2010-11	Eric Heitmann.....	San Francisco 49ers • 2002-10
Tom Briehl .....	Houston Oilers • 1985 • 1987		New York Jets • 1996	Thomas Henley.....	San Francisco 49ers • 1987
John Brodie .....	San Francisco 49ers • 1957-73	John Elway .....	Denver Broncos • 1983-98	Ryan Hewitt .....	Cincinnati Bengals • 2014-current
Jeff Buckley .....	Miami Dolphins • 1996-98	Zach Ertz .....	Philadelphia Eagles • 2013-current	Mike Hibler.....	Cincinnati Bengals • 1968
	San Francisco 49ers • 1999	Chuck Evans .....	New Orleans Saints • 1980-81	Don Hill .....	Green Bay Packers • 1929
George Buehler.....	Oakland Raiders • 1969-78	Randy Fasani .....	Carolina Panthers • 2002		Chicago Cardinals • 1929
	Cleveland Browns • 1978-79	Jason Fisk .....	Minnesota Vikings • 1995-98	Tony Hill.....	Dallas Cowboys • 1977-86
Chris Burford .....	Kansas City Chiefs • 1960-67		San Diego Chargers • 2002-04	Andre Hines .....	Seattle Seahawks • 1980
Mark Butterfield .....	Arizona Cardinals • 1996		Cleveland Browns • 2005	Kevin Hogan .....	Kansas City Chiefs • 2016
	Chicago Bears • 1996				Cleveland Browns • 2016-17
Ernie Caddell .....	Detroit Lions • 1934-38				Washington Redskins • 2018-current
Devon Cajuste.....	Green Bay Packers • 2016-current			Brian Holloway.....	New England Patriots • 1981-86
Tony Calvelli .....	Detroit Lions • 1939-40				Los Angeles Raiders • 1987-88
	San Francisco 49ers • 1947			Austin Hooper.....	Atlanta Falcons • 2016-current
Greg Camarillo.....	San Diego Chargers • 2006			Dick Horn.....	Baltimore Colts • 1958



Willie Howard .....	Minnesota Vikings • 2001	Christian McCaffrey .....	Carolina Panthers • 2017-current	Oakland Raiders • 1978-81
Delano Howell .....	Buffalo Bills • 2012	Ed McCaffrey .....	New York Giants • 1991-93	Los Angeles Raiders • 1982-86
	Indianapolis Colts • 2012-14		San Francisco 49ers • 1994	Minnesota Vikings • 1974
Steve Hoyem .....	Buffalo Bills • 1994-95		Denver Broncos • 1995-2003	Denver Broncos • 1975-77
Harry Hugasian .....	Chicago Bears • 1955	Bill McColl .....	Chicago Bears • 1952-59	Hampton Pool .....
	Baltimore Colts • 1955	Milt McColl .....	San Francisco 49ers • 1981-87	Chicago Bears • 1940-43
Todd Husak .....	Washington Redskins • 2000		Los Angeles Raiders • 1988	Miami Seahawks • 1946
	Denver Broncos • 2001	Jim Merlo .....	New Orleans Saints • 1973-79	Jim Price .....
	New York Jets • 2002-03	Bob Meyers .....	San Francisco 49ers • 1952	Los Angeles Rams • 1990-92
	Cleveland Browns • 2004	Fred Meyers .....	Philadelphia Eagles • 1942, 1945	Dallas Cowboys • 1993-94
Chad Hutchinson .....	Dallas Cowboys • 2002-03	Mike Michel .....	Miami Dolphins • 1977	Bill Reid .....
	Chicago Bears • 2004		Philadelphia Eagles • 1978	San Francisco 49ers • 1975
Julian Jenkins .....	Tampa Bay Buccaneers • 2006	Glyn Milburn .....	Denver Broncos • 1993-95	Terry Rennaker .....
Riall Johnson .....	Cincinnati Bengals • 2001-03		Detroit Lions • 1996-97	Seattle Seahawks • 1980
	Denver Broncos • 2004		Chicago Bears • 1998-2001	Konrad Reuland .....
Teyo Johnson .....	Oakland Raiders • 2003-04		San Diego Chargers • 2001	San Francisco 49ers • 2011
	Arizona Cardinals • 2005	Bob Moore .....	Oakland Raiders • 1971-75	New York Jets • 2012-13
Ron Kadziel .....	New England Patriots • 1972		Tampa Bay Buccaneers • 1976-77	Indianapolis Colts • 2014
Thomas Keiser .....	Carolina Panthers • 2011-2012		Denver Broncos • 1978	Baltimore Ravens • 2014-15
	San Diego Chargers • 2013	Casey Moore .....	Carolina Panthers • 2003-04	Indianapolis Colts • 2016
	Arizona Cardinals • 2014	Evan Moore .....	Green Bay Packers • 2009	Bob Reynolds .....
Bill Kellar .....	Kansas City Chiefs • 1978		Cleveland Browns • 2009-11	Detroit Lions • 1937-38
Gary Kerkorian .....	Pittsburgh Steelers • 1952		Seattle Seahawks • 2012	Ed Reynolds .....
	Baltimore Colts • 1954-56	Matt Moran .....	Kansas City Chiefs • 1986	Philadelphia Eagles • 2014-16
Gordon King .....	New York Giants • 1978-85	Ty Montgomery .....	Green Bay Packers • 2015-current	Cleveland Browns • 2016
	New York Jets • 1986-87	Sam Morley .....	Washington Redskins • 1954	Jordan Richards .....
Pete Kmetovic .....	Philadelphia Eagles • 1946	Monk Moscrip .....	Detroit Lions • 1938-39	New England Patriots • 2015-current
	Detroit Lions • 1947	Eric Mullins .....	Houston Oilers • 1984	Jon Ritchie .....
Matt Kopa .....	Miami Dolphins • 2010-11	Kyle Murphy .....	Green Bay Packers • 2016-current	Oakland Raiders • 1998-2002
Scott Laidlaw .....	Dallas Cowboys • 1975-79	Trent Murphy .....	Washington Redskins • 2014-17	Philadelphia Eagles • 2003-04
	New York Giants • 1980		Buffalo Bills • 2018-current	Doug Rogers .....
Kevin Lamar .....	Buffalo Bills • 1987	Brad Muster .....	Chicago Bears • 1988-92	Atlanta Falcons • 1982-83
Pete Lazetich .....	San Diego Chargers • 1972-74		New Orleans Saints • 1993-94	New England Patriots • 1983-84
	Philadelphia Eagles • 1976-77	Darrin Nelson .....	Minnesota Vikings • 1982-89 • 91-92	T.J. Rushing .....
Dick Leeuwenburg .....	Chicago Bears • 1965		Dallas Cowboys • 1989	Indianapolis Colts • 2006-09
Tony Leiker .....	Green Bay Packers • 1987		San Diego Chargers • 1989-90	Greg Sampson .....
Chris Lewis .....	Arizona Cardinals • 2004	Ernie Nevers .....	Chicago Cardinals • 1929-31	Houston Oilers • 1972-78
Dave Lewis .....	Cincinnati Bengals • 1970-73	Bob Nichols .....	Pittsburgh Steelers • 1965	Reggie Sanderson .....
Matt Leonard .....	Jacksonville Jaguars • 2003-04		Los Angeles Rams • 1966-67	Chicago Bears • 1973
Vic Linskog .....	Philadelphia Eagles • 1944-51	Mike Noble .....	Los Angeles Raiders • 1987	Brennan Scarlett .....
James Lofton .....	Green Bay Packers • 1978-86	Hank Norberg .....	San Francisco 49ers • 1946-47	Houston Texans • 2016-current
	Los Angeles Raiders • 1987-88		Chicago Bears • 1948	Turk Schonert .....
	Buffalo Bills • 1989-92	Al Norgard .....	Green Bay Packers • 1934	Cincinnati Bengals • 1980-85 • 1987-89
	Philadelphia Eagles • 1993	Dick Norman .....	Chicago Bears • 1961	Atlanta Falcons • 1986
Erik Lorig .....	Tampa Bay Buccaneers • 2010-13	Blaine Nye .....	Dallas Cowboys • 1968-76	Kevin B. Scott .....
	New Orleans Saints • 2014	Bob O'Connor .....	Green Bay Packers • 1935	San Diego Chargers • 1988
Andrew Luck .....	Indianapolis Colts • 2012-current	Michael Okwo .....	Chicago Bears • 2007-08	Dallas Cowboys • 1989
John Lynch .....	Tampa Bay Buccaneers • 1993-2003	John Olenchak .....	Kansas City Chiefs • 1981-82	Kevin T. Scott .....
	Denver Broncos • 2004-07	Chris Owusu .....	Tampa Bay Buccaneers • 2012-14	Detroit Lions • 1991-95
John Macaulay .....	San Francisco 49ers • 1984		New York Jets • 2014-15	Richard Sherman .....
Brian Manning .....	Miami Dolphins • 1997	Babatunde Oshinowo .....	Cleveland Browns • 2006	Seattle Seahawks • 2011-17
	Green Bay Packers • 1998		Chicago Bears • 2007	San Francisco 49ers • 2018-current
Don Manoukian .....	Oakland Raiders • 1960	Don Parish .....	St. Louis Cardinals • 1970-71	Aziz Shittu .....
Owen Marcic .....	Cleveland Browns • 2011		Los Angeles Rams • 1971	Philadelphia Eagles • 2016-current
Ken Margerum .....	Chicago Bears • 1981-86	John Paye .....	San Francisco 49ers • 1987-88	Jeff Siemon .....
	San Francisco 49ers • 1986-87	Andrus Peat .....	New Orleans Saints • 2015-current	Minnesota Vikings • 1972-82
Jonathan Martin .....	Miami Dolphins • 2012-13	Gary Pettigrew .....	Philadelphia Eagles • 1966-73	Mike Simone .....
	San Francisco 49ers • 2014		New York Giants • 1974	Denver Broncos • 1972-74
	Carolina Panthers • 2015	David Parry .....	Indianapolis Colts • 2015-17	Shayne Skov .....
Blake Martinez .....	Green Bay Packers • 2016-current		New Orleans Saints • 2017-current	San Francisco 49ers • 2014-16
Matthew Masifilo .....	Tampa Bay Buccaneers • 2012-15	John Paye .....	San Francisco 49ers • 1987-88	Alex Smith .....
	Carolina Panthers • 2016		Atlanta Falcons • 2009-11	Tampa Bay Buccaneers • 2005-08
Tim Mattran .....	St. Louis Rams • 2009	John Paye .....	New England Patriots • 2013	Philadelphia Eagles • 2009
Josh Mauro .....	Pittsburgh Steelers • 2014	Andrus Peat .....	New Orleans Saints • 2015-current	Cleveland Browns • 2010-12
	Arizona Cardinals • 2014-17	Gary Pettigrew .....	Philadelphia Eagles • 1966-73	Cincinnati Bengals • 2013-14
	New York Giants • 2018-current		New York Giants • 1974	Washington Redskins • 2015
		Brett Pierce .....	Dallas Cowboys • 2004-05	Jack Smith .....
		Jim Plunkett .....	New England Patriots • 1971-75	Philadelphia Eagles • 1942
			San Francisco 49ers • 1976-77	Washington Redskins • 1943
				Malcolm Snider .....
				Atlanta Falcons • 1969-71
				Green Bay Packers • 1972-74
				Donnie Spragan .....
				New Orleans Saints • 1999-2001
				Denver Broncos • 2002-04
				Miami Dolphins • 2005-06
				Norm Standlee .....
				Chicago Bears • 1941
				San Francisco 49ers • 1946-52
				Steve Stenstrom .....
				Chicago Bears • 1995-98
				San Francisco 49ers • 1999
				Jeremy Stewart .....
				Oakland Raiders • 2012-13
				Russell Stewart .....
				Seattle Seahawks • 2001-02
				Roger Stillwell .....
				Chicago Bears • 1975-77
				Will Svitek .....
				Kansas City Chiefs • 2005-07
				Atlanta Falcons • 2009-11
				New England Patriots • 2013
				Tennessee Titans • 2014
				Pete Swanson .....
				Kansas City Chiefs • 1997-98
				San Francisco 49ers • 1999
				St. Louis Rams • 2000
				A.J. Tarpley .....
				Buffalo Bills • 2015
				Chuck Taylor .....
				Miami Seahawks • 1946



Stepfan Taylor	Arizona Cardinals • 2013-16
Chase Thomas	San Francisco 49ers • 2014
Michael Thomas	Miami Dolphins • 2013-17 New York Giants • 2018-current
Solomon Thomas	San Francisco 49ers • 2017-current
Steve Thurlow	New York Giants • 1964-66 Washington Redskins • 1966-68
Dave Tipton	New York Giants • 1971-73 San Diego Chargers • 1974-75 Seattle Seahawks • 1976
Levine Toilolo	Atlanta Falcons • 2013-18 Detroit Lions • 2018-current
Leigh Torrence	Atlanta Falcons • 2005 Washington Redskins • 2006-07 New Orleans Saints • 2008-11
Lou Tsoutsouvas	Pittsburgh Steelers • 1938
Andre Tyler	Tampa Bay Buccaneers • 1982-83
Tommy Vardell	Cleveland Browns • 1992-95 San Francisco 49ers • 1996 Detroit Lions • 1997-98 San Francisco 49ers • 1999
Randy Vataha	New England Patriots • 1971-76 Green Bay Packers • 1977
Garin Veris	New England Patriots • 1985-92 San Francisco 49ers • 1993
Milt Vucinich	Chicago Bears • 1945
Chris Walsh	Buffalo Bills • 1992-93 Minnesota Vikings • 1994-2002
Troy Walters	Minnesota Vikings • 2000-01 Indianapolis Colts • 2002-05 Arizona Cardinals • 2006 Detroit Lions • 2007
Gene Washington	San Francisco 49ers • 1969-77 Detroit Lions • 1978-79
Ryan Wetnight	Chicago Bears • 1993-99 Green Bay Packers • 2000
Griff Whalen	Indianapolis Colts • 2012-15 Miami Dolphins • 2016 San Diego Chargers • 2016 Baltimore Ravens • 2017 Oakland Raiders • 2018
Ryan Whalen	Cincinnati Bengals • 2011-13
Bob White	San Francisco 49ers • 1951-52 Cleveland Browns • 1955 Baltimore Colts • 1955
Bob Whitfield	Atlanta Falcons • 1992-2003 Jacksonville Jaguars • 2004 New York Giants • 2005-06
Paul Wiggin	Cleveland Browns • 1957-67
John Wilbur	Dallas Cowboys • 1966-69 Los Angeles Rams • 1970 Washington Redskins • 1971-73
Tank Williams	Tennessee Titans • 2002-05 Minnesota Vikings • 2006-07
Vaughn Williams	Indianapolis Colts • 1984 San Francisco 49ers • 1986
Stanley Wilson	Detroit Lions • 2005-07
Gary Wimmer	Seattle Seahawks • 1983
Coy Wire	Buffalo Bills • 2002-07 Atlanta Falcons • 2008-10
Kailee Wong	Minnesota Vikings • 1998-2001 Houston Texans • 2002-06
Dave Wyman	Seattle Seahawks • 1987-92 Denver Broncos • 1993-96
David Yankey	Minnesota Vikings • 2014-15 Carolina Panthers • 2016-17

**NFL Draft Picks**

2019			
JJ Arcega-Whiteside • WR	Philadelphia Eagles	2nd	
Bobby Okereke • LB	Indianapolis Colts	3rd	
Bryce Love • RB	Washington Redskins	4th	
Jake Bailey • P	New England Patriots	5th	
Kaden Smith • TE	San Francisco 49ers	6th	
2018			
Justin Reid • S	Houston Texans	3rd	
Harrison Phillips • DT	Buffalo Bills	3rd	
Dalton Schultz • TE	Dallas Cowboys	4th	
Peter Kalambayi • LB	Houston Texans	6th	
2017			
Solomon Thomas • DE	San Francisco 49ers	1st	
Christian McCaffrey • RB	Carolina Panthers	1st	
2016			
Joshua Garnett • OG	San Francisco 49ers	1st	
Austin Hooper • TE	Atlanta Falcons	3rd	
Blake Martinez • ILB	Green Bay Packers	4th	
Kevin Hogan • QB	Kansas City Chiefs	5th	
Kyle Murphy • OT	Green Bay Packers	6th	
2015			
Andrus Peat • OT	New Orleans Saints	1st	
Jordan Richards • SS	New England Patriots	2nd	
Alex Carter • CB	Detroit Lions	3rd	
Henry Anderson • DE	Indianapolis Colts	3rd	
Ty Montgomery • WR	Green Bay Packers	3rd	
David Parry • DT	Indianapolis Colts	5th	
2014			
Trent Murphy • OLB	Washington Redskins	2nd	
Cameron Fleming • OT	New England Patriots	4th	
David Yankey • OG	Minnesota Vikings	5th	
Ed Reynolds • FS	Philadelphia Eagles	5th	
Tyler Gaffney • RB	Carolina Panthers	6th	
Ben Gardner • DE	Dallas Cowboys	7th	
2013			
Zach Ertz • TE	Philadelphia Eagles	2nd	
Levine Toilolo • TE	Atlanta Falcons	4th	
Stepfan Taylor • RB	Arizona Cardinals	5th	
2012			
Andrew Luck • QB	Indianapolis Colts	1st	
David DeCastro • OG	Pittsburgh Steelers	1st	
Coby Fleener • TE	Indianapolis Colts	2nd	
Jonathan Martin • OT	Miami Dolphins	2nd	
2011			
Sione Fua • DT	Carolina Panthers	3rd	
Owen Marecic • FB	Cleveland Browns	4th	
Richard Sherman • DB	Seattle Seahawks	5th	
Ryan Whalen • WR	Cincinnati Bengals	6th	
2010			
Toby Gerhart • RB	Minnesota Vikings	2nd	
Jim Dray • TE	Arizona Cardinals	7th	
Erik Lorig • DE	Tampa Bay Buccaneers	7th	
2007			
Trent Edwards • QB	Buffalo Bills	3rd	
Michael Okwo • LB	Chicago Bears	3rd	
Brandon Harrison • S	Houston Texans	5th	

2006			
Jon Alston • OLB	St. Louis Rams	3rd	
Julian Jenkins • DE	Tampa Bay Buccaneers	5th	
Babatunde Oshinowo • NT	Cleveland Browns	6th	
T.J. Rushing • CB	Indianapolis Colts	7th	
2005			
Oshiomogho Atogwe • FS	St. Louis Rams	3rd	
Alex Smith • TE	Tampa Bay Buccaneers	3rd	
Stanley Wilson • CB	Detroit Lions	3rd	
Jared Newberry • OLB	Washington Redskins	6th	
Will Svitek • DE	Kansas City Chiefs	6th	
David Bergeron • ILB	Philadelphia Eagles	6th	
2004			
Amon Gordon • DT	Cleveland Browns	5th	
Kirk Chambers • OT	Cleveland Browns	6th	
Drew Caylor • C	Pittsburgh Steelers	6th	
2003			
Kwame Harris • OT	San Francisco 49ers	1st	
Teyo Johnson • WR	Oakland Raiders	2nd	
Colin Branch • S	Carolina Panthers	4th	
Casey Moore • FB	Carolina Panthers	7th	
2002			
Tank Williams • S	Tennessee Titans	2nd	
Coy Wire • S	Buffalo Bills	3rd	
Randy Fasani • QB	Carolina Panthers	5th	
Brian Allen • RB	Indianapolis Colts	6th	
Eric Heitmann • OG	San Francisco 49ers	7th	
Zack Quaccia • C	Tampa Bay Buccaneers	7th	
2001			
Willie Howard • DT	Minnesota Vikings	2nd	
Riall Johnson • OLB	Cincinnati Bengals	6th	
2000			
Troy Walters • FL	Minnesota Vikings	5th	
Todd Husak • QB	Washington Redskins	6th	
1998			
Kailee Wong • DE	Minnesota Vikings	2nd	
Jon Ritchie • FB	Oakland Raiders	3rd	
Chris Draft • ILB	Chicago Bears	6th	
Carl Hansen • DT	Seattle Seahawks	6th	
Jon Haskins • ILB	San Diego Chargers	7th	
1997			
Greg Clark • TE	San Francisco 49ers	3rd	
Brad Badger • OG	Washington Redskins	5th	
Brian Manning • FL	Miami Dolphins	6th	
Nathan Parks • OT	Kansas City Chiefs	7th	
1996			
Jeff Buckley • OT	Miami Dolphins	7th	
1995			
Justin Armour • WR	Buffalo Bills	4th	
Tony Cline • TE	Buffalo Bills	4th	
Steve Stenstrom • QB	Kansas City Chiefs	4th	
Jason Fisk • NT	Minnesota Vikings	7th	
1994			
Vaughn Bryant • CB	Detroit Lions	4th	
1993			
Darrien Gordon • CB	San Diego Chargers	1st	
Glyn Milburn • RB	Denver Broncos	2nd	
John Lynch • DB	Tampa Bay Buccaneers	3rd	
Ron George • OLB	Atlanta Falcons	5th	
Chris Dalman • C	San Francisco 49ers	6th	



1992	Bob Whitfield • OT	Atlanta Falcons	1st	1978	James Lofton • WR	Green Bay Packers	1st	1967	Dave Lewis • QB	New York Giants	5th
	Tommy Vardell • FB	Cleveland Browns	1st		Gordon King • OT	New York Giants	1st		Mike Hibler • T	Oakland Raiders	5th
	Chris Walsh • WR	Buffalo Bills	9th		Guy Benjamin • QB	Miami Dolphins	2nd		Tim Sheehan • C	Houston Oilers	10th
	Turner Baur • TE	New England Patriots	10th		Bill Kellar • WR	Kansas City Chiefs	7th	1966 (NFL)	Gary Pettigrew • E	Philadelphia Eagles	2nd
1991	Ed McCaffrey • WR	New York Giants	3rd	1977	Tony Hill • WR	Dallas Cowboys	3rd	1966 (AFL)	Gary Pettigrew • E	San Diego Chargers	6th
	Kevin T. Scott • CB	Detroit Lions	4th		Duncan McColl • DE	Washington Redskins	4th		Craig Ritchey • HB	Oakland Raiders	16th
					Mike Michel • K	Miami Dolphins	5th				
1990	Alan Grant • CB/PR	Indianapolis Colts	4th		Gary Anderson • OT	Detroit Lions	10th	1966 (AFL Redshirt)	John Mason • E	Denver Broncos	7th
	Rob Hinckley • LB	New York Giants	4th		Mike Cordova • QB	Philadelphia Eagles	11th		Bill Ogle • T	Kansas City Chiefs	7th
	Lester Archambeau • DT	Green Bay Packers	7th	1976	Geb Church • LB	Los Angeles Rams	9th	1965 (NFL)	Jack Chapple • G	San Francisco 49ers	3rd
1989	Andy Sinclair • OL	San Francisco 49ers	10th		Todd Anderson • OL	New England Patriots	17th		Bob Howard • E	Pittsburgh Steelers	17th
1988	Brad Muster • RB	Chicago Bears	1st	1975	Pat Donovan • DE	Dallas Cowboys	4th	1965 (AFL)	Jack Chapple • G	Kansas City Chiefs	2nd
	Jeff James • WR	Detroit Lions	7th		Roger Stillwell • DE	Chicago Bears	9th		Bob Howard • E	Kansas City Chiefs	10th
					Gordy Riegel • LB	Los Angeles Rams	10th		Braden Beck • E	San Diego Chargers	19th
1987	Dave Wyman • LB	Seattle Seahawks	2nd		Keith Rowen • OT	Philadelphia Eagles	11th	1965 (AFL Redshirt)	John Wilbur • G	Kansas City Chiefs	6th
	Thomas Henley • WR	New Orleans Saints	6th		John Snider • LB	Kansas City Chiefs	13th				
	Tony Leiker • DT	Green Bay Packers	7th		Scott Laidlaw • FB	Dallas Cowboys	14th	1964 (NFL)	Steve Thurlow • H/QB	New York Giants	2nd
	Toi Cook • CB	New Orleans Saints	8th	1974	Mike Boryla • QB	Cincinnati Bengals	4th		Bob Nichols • T	Pittsburgh Steelers	9th
	John Payne • QB	San Francisco 49ers	10th		James Ferguson • DB	Minnesota Vikings	5th		Dick Leeuwenburg • T	Chicago Bears	11th
1986	Greg Baty • TE	New England Patriots	8th		John Winesberry • RB	Denver Broncos	6th		Marvin Harris • C	Los Angeles Rams	13th
					Rod Garcia • PK	Oakland Raiders	7th				
1985	Garin Veris • DE	New England Patriots	2nd		Randy Polt • SS	Minnesota Vikings	12th	1964 (NFL)	Dick Leeuwenburg • T	Houston Oilers	17th
	Tom Briehl • LB	Houston Oilers	4th		Dave Ottmar • QB/P	Los Angeles Rams	16th		Bob Nichols • T	Houston Oilers	18th
	Emile Harry • WR	Atlanta Falcons	4th	1973	Jim Merlo • LB	New Orleans Saints	4th	1963 (NFL)	Carlton Simons • C	Green Bay Packers	4th
	Jeff Deaton • OL	New York Jets	6th		Mike Askea • OT	Denver Broncos	7th		Frank Atkinson • T	Pittsburgh Steelers	8th
	Matt Moran • OL	Dallas Cowboys	6th		Roger Cowan • DE	Pittsburgh Steelers	14th		Al Hildebrand • T	Los Angeles Rams	13th
	Brent Martin • C	Atlanta Falcons	10th					1963 (AFL)	Carlton Simons • C	Denver Broncos	24th
1984	Eric Mullins • WR	Houston Oilers	6th	1972	Greg Sampson • DT	Houston Oilers	1st		Al Hildebrand • T	Houston Oilers	27th
					Jeff Siemon • LB	Minnesota Vikings	1st	1961 (AFL)	Dick Norman • QB	Oakland Raiders	5th
1983	John Elway • QB	Baltimore Colts	1st		Pete Lazetich • DG	San Diego Chargers	2nd		Dean Hinshaw • T	Oakland Raiders	26th
	Chris Dressel • TE	Houston Oilers	3rd		Jackie Brown • RB	Oakland Raiders	8th		Bill Face • F	Oakland Raiders	30th
	Vincent White • RB	New York Jets	6th		Don Bunce • QB	Washington Redskins	12th	1960 (NFL)	Dick Norman • QB	Chicago Bears	5th
	Mike Dotterer • RB	Los Angeles Raiders	8th		Larry Butler • DG	Atlanta Falcons	16th		Chris Burford • E	Cleveland Browns	9th
	Chris Rose • OT	Baltimore Colts	9th	1971	Jim Plunkett • QB	New England Patriots	1st		Dean Hinshaw • T	San Francisco 49ers	13th
1982	Darrin Nelson • HB	Minnesota Vikings	1st		Dave Tipton • DT	New York Giants	4th				
	Doug Rogers • DT	Atlanta Falcons	2nd		Bob Moore • TE	Oakland Raiders	5th				
	Andre Tyler • SE	Tampa Bay Buccaneers	6th		Ron Kadziel • OLB	Dallas Cowboys	5th	1960 (NFL)	Chris Burford • E	Cleveland Browns	9th
	John Macaulay • C	Green Bay Packers	11th		Randy Vataha • FL	Los Angeles Rams	17th		Dean Hinshaw • T	San Francisco 49ers	13th
1981	Brian Holloway • OT	New England Patriots	1st	1970	Don Parish • LB	St. Louis Cardinals	4th	1959	Chris Plain • T	Chicago Bears	19th
	Ken Margerum • WR	Chicago Bears	3rd		Bob Reinhard • OG	Green Bay Packers	9th				
	Ken Naber • K	New England Patriots	8th		Bubba Brown • HB	Pittsburgh Steelers	10th	1957	John Brodie • QB	San Francisco 49ers	1st
1980	Andre Hines • OT	Seattle Seahawks	2nd		Dave Sharp • OT	Houston Oilers	15th		Paul Camera • HB	Cleveland Browns	4th
	Chuck Evans • DT	New Orleans Saints	8th	1969	Gene Washington • WR	San Francisco 49ers	1st	1956	Paul Wiggin • T	Cleveland Browns	6th
	Turk Schonert • QB	Chicago Bears	9th		George Buehler • TE	Oakland Raiders	2nd		Jerry Gustafson • QB	San Francisco 49ers	27th
					Malcolm Snider • T	Atlanta Falcons	3rd	1955	Don Sanders • QB	San Francisco 49ers	28th
1979	Steve Dils • QB	Minnesota Vikings	4th		Bill Nicholson • T	Chicago Bears	6th				
	Phil Francis • FB	San Francisco 49ers	7th		Bill Shoemaker • HB/PK	Cincinnati Bengals	15th				
				1968	Blaine Nye • OL	Dallas Cowboys	5th				





1954			
Bobby Garrett • QB	Cleveland Browns	1st	
John Steinberg • E	New York Giants	10th	
Sam Morley • E	Washington Redskins	20th	
Marv Tennefoss • E	Green Bay Packers	24th	
1953			
Bob Mathias • F	Washington Redskins	30th	
1952			
Bill McColl • E	Chicago Bears	3rd	
Bob Meyers • F	San Francisco 49ers	16th	
Dick Horn • QB	Dallas Texans	17th	
Harry Hugasian • HB	Dallas Texans	22nd	
1951			
Bruce Van Alstyne • E	San Francisco 49ers	9th	
1950			
Robert Andrews • QB	Chicago Bears	18th	
Bill De Young • F	New York Bulldogs	24th	
1948 (NFL)			
George Quist • HB	Detroit Lions	2nd	
Robert Andrews • QB	Washington Redskins	7th	
1947 (AAFC)			
Lloyd Merriman • F	Los Angeles Dons	3rd	
1947 (NFL)			
Lloyd Merriman • F	Chicago Bears	3rd	
Bill Hachten • G	New York Giants	11th	
Charley Wakefield • T	Philadelphia Eagles	26th	
Lynn Brownson • QB	Washington Redskins	27th	
1946			
Al Hoisch • HB	Chicago Bears	23rd	
1945			
Bill Shipkey • F	Washington Redskins	18th	
Bob Hall • E	Philadelphia Eagles	23rd	
Doug Graham • T	New York Giants	24th	
1944			
Loren La Prade • G	Philadelphia Eagles	2nd	
Buck Fawcett • E	Chicago Bears	6th	
Fred Boensch • T	Cleveland Browns	7th	
Bill Joslyn • B	Washington Redskins	10th	
Jim Cox • T	Green Bay Packers	19th	
Bob Frisbee • HB	Philadelphia Eagles	23rd	
1943			
Ed Stamm • T	Chicago Bears	3rd	
Chuck Taylor • G	Cleveland Browns	4th	
Milt Vucinich • FB	Chicago Bears	5th	
Bruno Banducci • T	Philadelphia Eagles	6th	
Ray Hammett • RB	Chicago Bears	9th	
Henry Norberg • E	Chicago Bears	16th	
1942			
Pete Kmetovic • HB	Philadelphia Eagles	1st	
Frankie Albert • QB	Chicago Bears	1st	
Vic Lindskog • C	Philadelphia Eagles	2nd	
Fred Meyer • E	Philadelphia Eagles	12th	
Arnold Meiners • E	Philadelphia Eagles	17th	
1941			
Norm Standlee • FB	Chicago Bears	1st	
Hugh Gallarneau • HB	Chicago Bears	4th	

1940			
Hampton Pool • QB/G	Chicago Bears	7th	
Stan Anderson • T	Chicago Cardinals	12th	
1939			
Pete Zagar • T/G	New York Giants	6th	
Tony Calvelli • C	Detroit Lions	9th	
Bill Paulman • QB	New York Giants	17th	
1936			
Keith Topping • E	Boston Redskins	2nd	
Wes Muller • C	Philadelphia Eagles	3rd	
Bobby Grayson • FB	Pittsburgh Steelers	3rd	
Bob Reynolds • T	Green Bay Packers	6th	
Bones Hamilton • HB	Brooklyn Dodgers	8th	
Monk Moscrip • E	Brooklyn Dodgers	9th	
Neils Larsen • T	Chicago Cardinals	9th	

**First-Round Draft Picks**

Norm Standlee • FB	1941	3rd	Bears
Pete Kmetovic • RB	1942	3rd	Eagles
Frankie Albert • QB	1942	10th	Bears
Bobby Garrett • QB	1954	1st ••	Browns
John Brodie • QB	1957	2nd	49ers
Gene Washington • WR	1969	16th	49ers
Jim Plunkett • QB	1971	1st ••	Patriots
Greg Sampson • DT	1972	6th	Oilers
Jeff Siemon • LB	1972	10th	Vikings
James Lofton • WR	1978	6th	Packers
Gordon King • OT	1978	10th	Giants
Brian Holloway • OT	1981	19th	Patriots
Darrin Nelson • RB	1982	7th	Vikings
John Elway • QB	1983	1st ••	Colts
Brad Muster • FB	1988	23rd	Bears
Bob Whitfield • OT	1992	8th	Falcons
Tommy Vardell • FB	1992	9th	Browns
Darrien Gordon • CB	1993	22nd	Chargers
Kwame Harris • OT	2003	26th	49ers
Andrew Luck • QB	2012	1st ••	Colts
David DeCastro • OG	2012	24th	Steelers
Andrus Peat • OT	2015	13th	Saints
Joshua Garnett • OG	2016	28th	49ers
Solomon Thomas • DE	2017	3rd	49ers
Christian McCaffrey • RB	2017	8th	Panthers

**Players in the Super Bowl**

Lester Archambeau • DE	Atlanta Falcons	XXXIII
Johnson Bademosi • CB	New England Patriots	LII
Brad Badger • OT	Oakland Raiders	XXXVII
Doug Baldwin • WR	Seattle Seahawks	XLVIII • XLIX
Benny Barnes • CB	Dallas Cowboys	X • XII • XIII
Guy Benjamin • QB	San Francisco 49ers	XVI
George Buehler • G	Oakland Raiders	XI
Chris Burford • TE	Kansas City Chiefs	I
Greg Comella • FB	New York Giants	XXXV
Toi Cook • CB	San Francisco 49ers	XXIX
Chris Dalman • C/G	San Francisco 49ers	XXIX
Pat Donovan • DT	Dallas Cowboys	X • XII • XIII
John Elway • QB	Denver Broncos	XXI • XXII • XXIV XXXII • XXXIII
Zach Ertz • TE	Philadelphia Eagles	LII
Jason Fisk • OT	Tennessee Titans	XXXIV
Cameron Fleming • OT	New England Patriots	XLIX • LI • LII
Tyler Gaffney • RB	New England Patriots	XLIX • LI
Darrien Gordon • CB	San Diego Chargers	XXIX
	Denver Broncos	XXXII • XXXIII
	Oakland Raiders	XXXVII
	Dallas Cowboys	XII • XIII
Tony Hill • WR	Dallas Cowboys	XII • XIII
Brian Holloway • OT	New England Patriots	XX

Austin Hooper • TE	Atlanta Falcons	LI
Scott Laidlaw • RB	Dallas Cowboys	XII • XIII
James Lofton • WR	Buffalo Bills	XXV • XXVI • XXVII
John Lynch • S	Tampa Bay Buccaneers	XXXVII
Ken Margerum • WR	Chicago Bears	XX
Ed McCaffrey • WR	San Francisco 49ers	XXIX
	Denver Broncos	XXXII • XXXIII
Milt McColl • LB	San Francisco 49ers	XVI • XIX
Blaine Nye • OG	Dallas Cowboys	V • VI • X
Jim Plunkett • QB	Oakland Raiders	XV
	Los Angeles Raiders	XVIII
Randy Polt • S	Minnesota Vikings	IX
	Denver Broncos	XII
Jordan Richards • S	New England Patriots	LI • LII
Jon Ritchie • FB	Oakland Raiders	XXXVII
	Philadelphia Eagles	XXXIX
T.J. Rushing • DB	Indianapolis Colts	XLI • XLIV
Turk Schonert • QB	Cincinnati Bengals	XVI • XXIII
Richard Sherman • CB	Seattle Seahawks	XLVIII • XLIX
Aziz Shittu • DE	Philadelphia Eagles	LII
Jeff Siemon • LB	Minnesota Vikings	VIII • IX • XI
Levine Toilolo • TE	Atlanta Falcons	LI
Leigh Torrence • DB	New Orleans Saints	XLIV
Garin Veris • DE	New England Patriots	XX
Chris Walsh • WR	Buffalo Bills	XXXVIII
Bob Whitfield • OT	Atlanta Falcons	XXXIII
John Wilbur • OG	Washington Redskins	VII

**Coaches in the Super Bowl**

Phil Bengtson	Green Bay Packers	I • II
Brian Billick	Baltimore Ravens	XXXV*
Monte Clark	Miami Dolphins	VI • VII • VIII
Rod Dowhower	Washington Redskins	XXVI
Tim Drevno	San Francisco 49ers	XLVII
Vic Fangio	San Francisco 49ers	XLVII
Jim Fassel	New York Giants	XXXV*
Bob Gambold	Denver Broncos	XII
Dennis Green	San Francisco 49ers	XXIII
Jim Harbaugh	San Francisco 49ers	XLVII*
Norbert Hecker	San Francisco 49ers	XVI • XIX
Tom Holmoe	San Francisco 49ers	XXIX
Greg Roman	San Francisco 49ers	XLVII
Rod Rust	New England Patriots	XX
George Seifert	San Francisco 49ers	XVI • XIX • XXIII XXIV* • XXIX*
Willie Shaw	San Diego Chargers	XXIX
Dick Vermeil	Philadelphia Eagles	XV*
	St. Louis Rams	XXXIV*
Fred VonAppen	San Francisco 49ers	XIX • XXIII
Bill Walsh	San Francisco 49ers	XVI* • XIX* • XXIII*
Mike White	St. Louis Rams	XXXIV

- \* Head coach
- 76 • Super Bowl appearances by Stanford student-athletes
- 43 • Former student-athletes who played in the Super Bowl
- 20 • Former coaches in the Super Bowl (six head coaches)
- 18 • Former student-athletes in at least two Super Bowls
- 5 • Super Bowl appearances by John Elway
- 4 • Former quarterbacks on Super Bowl rosters
- 2 • Super Bowl MVPs (Jim Plunkett, John Elway)