

NCAA Gymnastics Score Sheet

Teams: Home Cal Berkeley Visitor SC United

Date Jan 13, 2018 Place RHS Attendance 0

Name		D	1	2	3	4	nd	AVE	Name		D	1	2	3	4	nd	AVE
FLOOR	1 Jonathan Wang	101	4.70	8.60	8.20			13.100	1 Andrew Kirk	113	4.30	6.20	6.20				10.500
	2 Shane Sadighi	102	4.40	7.30	7.30			11.700	2 Cam Edwards Rea	114	5.00	5.90	5.70				10.800
	3 Yordan Aleksandrov	103	5.20	7.50	7.10		-0.5	12.000	3 Ivan Alpizar	115	3.60	5.50	5.90				9.300
	4 Nathaniel Ramil	104	5.00	8.60	8.40			13.500	4 Micah Cliffe	116	4.10	7.30	7.00				11.250
	5 Michael Rauchwerger	105	5.40	8.40	8.30			13.750	5 Diego Neimaier	117	4.80	7.80	7.80				12.600
	6 Aaron Mah	106	5.60	8.40	8.40			14.000	6 Will Pearce	119	3.80	7.00	6.80				10.700

Floor Score: **66.350** Running Score: **66.350** Floor Score: **55.850** Running Score: **55.850**

POMMEL	1 Jonathan Wang	101	4.60	6.70	6.50			11.200	1 Andrew Kirk	113	3.70	6.70	7.00				10.550
	2 Shane Sadighi	102	4.50	8.30	8.00			12.650	2 Ceo Garcia	118	2.00	0.00	0.00				2.000
	3 Joseph Dixon	109	4.50	6.20	6.60			10.900	3 Will Pearce	119	4.30	7.00	6.70				11.150
	4 Anton Vorona	110	4.70	4.80	5.10			9.650	4 Calvin Valrie	120	4.00	7.80	7.30				11.550
	5 Mitchell Awisus	107	4.20	7.70	7.90			12.000	5 Diego Neimaier	117	4.90	4.60	4.40				9.400
	6 Aaron Mah	106	4.90	8.60	8.80			13.600	6 Michael Palumbo	121	2.90	5.10	5.60				8.250

Pommel Score: **60.350** Running Score: **126.700** Pommel Score: **50.900** Running Score: **106.750**

RINGS	1 Bailey Chang	111	4.70	7.90	8.20			12.750	1 Cam Edwards Rea	114	4.30	6.00	6.50				10.550
	2 Shane Sadighi	102	4.60	8.40	8.30			12.950	2 Calvin Valrie	120	3.40	6.80	7.00				10.300
	3 Yordan Aleksandrov	103	4.90	8.80	8.60			13.600	3 Andrew Kirk	113	3.30	7.10	7.10				10.400
	4 Anton Vorona	110	4.50	8.00	8.20			12.600	4 Ceo Garcia	118	3.20	7.20	7.30				10.450
	5 Aaron Mah	106	4.80	7.80	8.20			12.800	5 Diego Neimaier	117	4.40	6.00	6.50				10.650
	6 Harrison Plate	108	5.00	8.50	8.20			13.350									

Rings Score: **65.450** Running Score: **192.150** Rings Score: **52.350** Running Score: **159.100**

VAULT	1 Yordan Aleksandrov	103	4.00	10.00	9.50			13.750	1 Andrew Kirk	113	2.80	8.30	8.00				10.950
	2 Shane Sadighi	102	4.80	8.90	9.00			13.750	2 Cam Edwards Rea	114	4.00	9.00	9.10				13.050
	3 Jonathan Wang	101	4.80	9.00	9.00			13.800	3 Micah Cliffe	116	4.00	8.30	8.50				12.400
	4 Nathaniel Ramil	104	4.00	9.00	8.80			12.900	4 Ivan Alpizar	115	4.40	9.00	9.20				13.500
	5 Aaron Mah	106	4.80	9.30	9.50			14.200	5 Diego Neimaier	117	0.00	10.00	10.00				0.000
	6 Michael Rauchwerger	105	4.80	9.00	9.20			13.900									

Vault Score: **69.400** Running Score: **261.550** Vault Score: **49.900** Running Score: **209.000**

P.BARS	1 Joseph Dixon	109	3.90	8.20	7.70			11.850	1 Michael Palumbo	121	2.60	6.90	7.30				9.700
	2 Bailey Chang	111	4.70	7.60	7.30			12.150	2 Sam Ekayanake	124	3.50	7.90	8.00				11.450
	3 Shane Sadighi	102	4.40	7.50	7.20			11.750	3 Andrew Kirk	113	3.70	6.70	7.20				10.650
	4 Mitchell Awisus	107	4.90	8.30	8.40			13.250	4 Ceo Garcia	118	0.00	10.00	10.00				0.000
	5 Aaron Mah	106	5.30	9.00	8.70			14.150	5 Will Pearce	119	3.70	6.20	5.70				9.650
	6 Yordan Aleksandrov	103	5.60	8.80	8.70			14.350	6 Diego Neimaier	117	2.50	3.10	3.00				5.550

P. Bar Score: **65.750** Running Score: **327.300** P. Bar Score: **47.000** Running Score: **256.000**

H.BARS	1 Harrison Plate	108	4.20	8.20	8.00			12.300	1 Gabriel Friet	125	2.70	8.00	8.00				10.700
	2 Nathaniel Ramil	104	4.70	7.90	7.80			12.550	2 Ely Khatib	122	2.30	5.60	6.30				8.250
	3 Shane Sadighi	102	4.40	7.90	8.20			12.450	3 Will Pearce	119	2.60	5.00	5.00				7.600
	4 Michael Rauchwerger	105	4.60	7.60	7.60			12.200	4 Ceo Garcia	118	0.00	10.00	10.00				0.000
	5 Aaron Mah	106	4.90	6.90	7.20			11.950	5 Diego Neimaier	117	0.00	10.00	10.00				0.000
	6 Yordan Aleksandrov	103	5.60	8.20	8.20			13.800	6 Calvin Valrie	120	2.40	6.50	6.50				8.900

H. Bar Score: **63.300** Running Score: **390.600** H. Bar Score: **35.450** Running Score: **291.450**

Final Team Score: **390.600**

Final Team Score: **291.450**

All-Arounders

	Sadighi	Mah				
FX	11.700	14.000				
PH	12.650	13.600				
SR	12.950	12.800				
VT	13.750	14.200				
PB	11.750	14.150				
HB	12.450	11.950				
AA	75.250	80.700				

All-Arounders

	Neimaier				
	12.600				
	9.400				
	10.650				
	0.000				
	5.550				
	0.000				
	38.200				

Judge's Signatures *FX _____ *PH _____ *SR _____ *VT _____ *PB _____ *HB _____

* Head Judge FX PH SR VT PB HB *[Signature]*

Coach's Signature _____ Coach's Signature _____ *[Signature]* 1/14/18

NCAA Gymnastics Score Sheet

Teams: Home Stanford Visitor _____

Date Jan 13, 2018 Place RHS Attendance 0

Name		D	1	2	3	4	nd	AVE	Name		D	1	2	3	4	nd	AVE
FLOOR	1 Bryan Perla	126	5.30	8.30	7.90			13.400									
	2 Gareth Weiss	127	5.00	8.20	8.10			13.150									
	3 Andrew Bitner	128	5.30	8.00	7.70			13.150									
	4 Robert Neff	129	5.70	8.20	8.20			13.900									
	5 Connor Lewis	130	5.10	8.50	8.40			13.550									
	6 Bailey Perez	131	5.10	8.20	7.90			13.150									

Floor Score: **67.150** Running Score: **67.150** Floor Score: **0.000** Running Score: **0.000**

Pommel	1 Blake Sun	133	4.60	6.80	6.80			11.400									
	2 Grant Breckenridge	134	4.30	7.50	7.70			11.900									
	3 Andrew Bitner	128	5.00	8.50	8.60			13.550									
	4 Robert Neff	129	5.40	8.50	8.50			13.900									
	5 David Jessen	135	4.90	7.50	7.40			12.350									
	6 Joey Ringer	136	5.80	7.00	6.60			12.600									

Pommel Score: **64.300** Running Score: **131.450** Pommel Score: **0.000** Running Score: **0.000**

Rings	1 Gareth Weiss	127	4.80	8.60	8.70			13.450									
	2 Grant Breckenridge	134	4.40	9.10	9.20			13.550									
	3 Andrew Bitner	128	5.00	8.30	8.50			13.400									
	4 Robert Neff	129	4.90	8.60	8.70			13.550									
	5 Bailey Perez	131	4.40	8.00	8.00			12.400									
	6 Thomas Lee	137	4.80	9.00	9.20			13.900									

Rings Score: **67.850** Running Score: **199.300** Rings Score: **0.000** Running Score: **0.000**

Vault	1 Bryan Perla	126	4.80	9.30	9.20			14.050									
	2 Gareth Weiss	127	4.80	9.20	9.10			13.950									
	3 Andrew Bitner	128	4.80	9.10	8.90			13.800									
	4 Robert Neff	129	5.20	8.40	8.20			13.500									
	5 Bailey Perez	131	5.20	8.10	8.20			13.350									
	6 Connor Lewis	130	4.80	9.00	9.20			13.900									

Vault Score: **69.200** Running Score: **268.500** Vault Score: **0.000** Running Score: **0.000**

P. Bar	1 Blake Sun	133	4.50	9.20	9.40			13.800									
	2 Andrew Bitner	128	5.00	8.40	8.70			13.550									
	3 Bailey Perez	131	4.60	8.30	8.20			12.850									
	4 Jacob Barrus	138	4.70	7.40	7.60			12.200									
	5 Grant Breckenridge	134	5.40	8.30	8.60			13.850									
	6 Robert Neff	129	5.60	8.20	8.20			13.800									

P. Bar Score: **67.850** Running Score: **336.350** P. Bar Score: **0.000** Running Score: **0.000**

H. Bar	1 Bailey Perez	131	4.70	7.70	8.00			12.550									
	2 Andrew Bitner	128	4.60	8.60	8.50			13.150									
	3 David Jessen	135	5.00	6.90	7.10			12.000									
	4 Robert Neff	129	5.70	8.50	8.50			14.200									
	5 Grant Breckenridge	134	5.70	8.00	8.00			13.700									
	6 Jacob Barrus	138	5.00	7.00	7.40			12.200									

H. Bar Score: **65.800** Running Score: **402.150** H. Bar Score: **0.000** Running Score: **0.000**

Final Team Score: 402.150 Final Team Score: 0.000

All-Arounders

All-Arounders

	Bitner	Neff															
FX	13.150	13.900															
PH	13.550	13.900															
SR	13.400	13.550															
VT	13.800	13.500															
PB	13.550	13.800															
HB	13.150	14.200															
AA	80.600	82.850															

Judge's Signatures: *FX [Signature] *PH [Signature] *SR [Signature] *VT [Signature] *PB [Signature] *HB [Signature]
 * Head Judge: FX [Signature] PH [Signature] SR [Signature] VT [Signature] PB [Signature] HB [Signature]
 Coach's Signature: [Signature] Coach's Signature: [Signature]

2018 CBC NCAA Meet

Meet Results

Jan 13, 2018







Page: 1

Printed: 1/14/2018 7:53:40 AM

Men / NC / All Ages

Session: 05

Judge's Signatures







Rank	Num	Name	Gym							AA
1	129	Robert Neff	Stanford	Diff: 5.700	5.400	4.900	5.200	5.600	5.700	
				Exec: 8.200	8.500	8.650	8.300	8.200	8.500	
				ND: ---	---	---	---	---	---	
				Final: 13.900	13.900	13.550	13.500	13.800	14.200	82.850
				Place: 2	1	4T	11T	5T	1	1
2	106	Aaron Mah	Cal Berkeley	Diff: 5.600	4.900	4.800	4.800	5.300	4.900	
				Exec: 8.400	8.700	8.000	9.400	8.850	7.050	
				ND: ---	---	---	---	---	---	
				Final: 14.000	13.600	12.800	14.200	14.150	11.950	80.700
				Place: 1	2	9	1	2	12	2
3	128	Andrew Bitner	Stanford	Diff: 5.300	5.000	5.000	4.800	5.000	4.600	
				Exec: 7.850	8.550	8.400	9.000	8.550	8.550	
				ND: ---	---	---	---	---	---	
				Final: 13.150	13.550	13.400	13.800	13.550	13.150	80.600
				Place: 9T	3	6	6*	6	4	3
4	102	Shane Sadighi	Cal Berkeley	Diff: 4.400	4.500	4.600	4.800	4.400	4.400	
				Exec: 7.300	8.150	8.350	8.950	7.350	8.050	
				ND: ---	---	---	---	---	---	
				Final: 11.700	12.650	12.950	13.750	11.750	12.450	75.250
				Place: 13	4	8	9T	12	7	4
5	103	Yordan Aleksandrov	Cal Berkeley	Diff: 5.200	---	4.900	4.000	5.600	5.600	
				Exec: 7.300	---	8.700	9.750	8.750	8.200	
				ND: -0.500	---	---	---	---	---	
				Final: 12.000	---	13.600	13.750	14.350	13.800	67.500
				Place: 12	32*	2	8T	1	2	5
6	131	Bailey Perez	Stanford	Diff: 5.100	---	4.400	5.200	4.600	4.700	
				Exec: 8.050	---	8.000	8.150	8.250	7.850	
				ND: ---	---	---	---	---	---	
				Final: 13.150	---	12.400	13.350	12.850	12.550	64.300
				Place: 8T	28*	12	12	8	5*	6
7	113	Andrew Kirk	SC United	Diff: 4.300	3.700	3.300	2.800	3.700	---	
				Exec: 6.200	6.850	7.100	8.150	6.950	---	
				ND: ---	---	---	---	---	---	
				Final: 10.500	10.550	10.400	10.950	10.650	---	53.050
				Place: 17	14	16	16	14	37*	7
8	134	Grant Breckenridge	Stanford	Diff: ---	4.300	4.400	---	5.400	5.700	
				Exec: ---	7.600	9.150	---	8.450	8.000	
				ND: ---	---	---	---	---	---	
				Final: ---	11.900	13.550	---	13.850	13.700	53.000
				Place: 27*	8	3T	26*	3	3	8
9	127	Gareth Weiss	Stanford	Diff: 5.000	---	4.800	4.800	---	---	
				Exec: 8.150	---	8.650	9.150	---	---	
				ND: ---	---	---	---	---	---	
				Final: 13.150	---	13.450	13.950	---	---	40.550
				Place: 7T	20*	5	3	19*	22*	9
10	105	Michael Rauchwerger	Cal Berkeley	Diff: 5.400	---	---	4.800	---	4.600	
				Exec: 8.350	---	---	9.100	---	7.600	
				ND: ---	---	---	---	---	---	
				Final: 13.750	---	---	13.900	---	12.200	39.850
				Place: 3	31*	31*	5*	31*	9T	10

2018 CBC NCAA Meet

Meet Results

Jan 13, 2018

Page: 2
 Printed: 1/14/2018 7:53:40 AM
 Men / NC / All Ages
 Session: 05







Rank	Num	Name	Gym							AA
11	119	Will Pearce	SC United	Diff: 3.800	4.300	---	---	3.700	2.600	
				Exec: 6.900	6.850	---	---	5.950	5.000	
				ND: ---	---	---	---	---	---	
				Final: 10.700	11.150	---	---	9.650	7.600	39.100
				Place: 16	12	34*	34*	16	16	11
12	104	Nathaniel Ramil	Cal Berkeley	Diff: 5.000	---	---	4.000	---	4.700	
				Exec: 8.500	---	---	8.900	---	7.850	
				ND: ---	---	---	---	---	---	
				Final: 13.500	---	---	12.900	---	12.550	38.950
				Place: 5	33*	33*	14	33*	6*	12
13	117	Diego Neimaier	SC United	Diff: 4.800	4.900	4.400	0.000	2.500	0.000	
				Exec: 7.800	4.500	6.250	0.000	3.050	0.000	
				ND: ---	---	---	---	---	---	
				Final: 12.600	9.400	10.650	0.000	5.550	0.000	38.200
				Place: 11	16	13	38*	17	35*	13
14	101	Jonathan Wang	Cal Berkeley	Diff: 4.700	4.600	0.000	4.800	---	---	
				Exec: 8.400	6.600	0.000	9.000	---	---	
				ND: ---	---	---	---	---	---	
				Final: 13.100	11.200	0.000	13.800	---	---	38.100
				Place: 10	11	32*	7*	32*	31*	14
15	114	Cam Edwards Rea	SC United	Diff: 5.000	---	4.300	4.000	---	---	
				Exec: 5.800	---	6.250	9.050	---	---	
				ND: ---	---	---	---	---	---	
				Final: 10.800	---	10.550	13.050	---	---	34.400
				Place: 15	38*	14	13	38*	38*	15
16	120	Calvin Valrie	SC United	Diff: ---	4.000	3.400	---	---	2.400	
				Exec: ---	7.550	6.900	---	---	6.500	
				ND: ---	---	---	---	---	---	
				Final: ---	11.550	10.300	---	---	8.900	30.750
				Place: 36*	9	17	35*	28*	14	16
17T	126	Bryan Perla	Stanford	Diff: 5.300	---	---	4.800	---	---	
				Exec: 8.100	---	---	9.250	---	---	
				ND: ---	---	---	---	---	---	
				Final: 13.400	---	---	14.050	---	---	27.450
				Place: 6	19*	18*	2	18*	18*	17T
18T	130	Connor Lewis	Stanford	Diff: 5.100	---	---	4.800	---	---	
				Exec: 8.450	---	---	9.100	---	---	
				ND: ---	---	---	---	---	---	
				Final: 13.550	---	---	13.900	---	---	27.450
				Place: 4	27*	19*	4*	26*	26*	18T
19	108	Harrison Plate	Cal Berkeley	Diff: ---	---	5.000	---	---	4.200	
				Exec: ---	---	8.350	---	---	8.100	
				ND: ---	---	---	---	---	---	
				Final: ---	---	13.350	---	---	12.300	25.650
				Place: 33*	29*	7	33*	29*	8	19
20	107	Mitchell Awisus	Cal Berkeley	Diff: ---	4.200	---	---	4.900	---	
				Exec: ---	7.800	---	---	8.350	---	
				ND: ---	---	---	---	---	---	
				Final: ---	12.000	---	---	13.250	---	25.250
				Place: 32*	7	29*	32*	7	32*	20

2018 CBC NCAA Meet

Meet Results

Jan 13, 2018

Page: 3
 Printed: 1/14/2018 7:53:40 AM
 Men / NC / All Ages
 Session: 05







Rank	Num	Name	Gym							AA
21	133	Blake Sun	Stanford	Diff: ---	4.600	---	---	4.500	---	
				Exec: ---	6.800	---	---	9.300	---	
				ND: ---	---	---	---	---	---	
				Final: ---	11.400	---	---	13.800	---	25.200
				Place: 20*	10	27*	19*	4T	25*	21
22	111	Bailey Chang	Cal Berkeley	Diff: ---	---	4.700	---	4.700	---	
				Exec: ---	---	8.050	---	7.450	---	
				ND: ---	---	---	---	---	---	
				Final: ---	---	12.750	---	12.150	---	24.900
				Place: 30*	30*	10	30*	10	29*	22
23	138	Jacob Barrus	Stanford	Diff: ---	---	---	---	4.700	5.000	
				Exec: ---	---	---	---	7.500	7.200	
				ND: ---	---	---	---	---	---	
				Final: ---	---	---	---	12.200	12.200	24.400
				Place: 25*	25*	24*	24*	9	10T	23
24	135	David Jessen	Stanford	Diff: ---	4.900	---	---	---	5.000	
				Exec: ---	7.450	---	---	---	7.000	
				ND: ---	---	---	---	---	---	
				Final: ---	12.350	---	---	---	12.000	24.350
				Place: 28*	6	25*	27*	25*	11	24
25	116	Micah Cliffe	SC United	Diff: 4.100	---	---	4.000	---	---	
				Exec: 7.150	---	---	8.400	---	---	
				ND: ---	---	---	---	---	---	
				Final: 11.250	---	---	12.400	---	---	23.650
				Place: 14	34*	36*	15	34*	34*	25
26	115	Ivan Alpizar	SC United	Diff: 3.600	---	---	4.400	---	---	
				Exec: 5.700	---	---	9.100	---	---	
				ND: ---	---	---	---	---	---	
				Final: 9.300	---	---	13.500	---	---	22.800
				Place: 18	36*	38*	10T	36*	36*	26
27	109	Joseph Dixon	Cal Berkeley	Diff: ---	4.500	---	---	3.900	---	
				Exec: ---	6.400	---	---	7.950	---	
				ND: ---	---	---	---	---	---	
				Final: ---	10.900	---	---	11.850	---	22.750
				Place: 31*	13	30*	31*	11	30*	27
28	110	Anton Vorona	Cal Berkeley	Diff: ---	4.700	4.500	---	---	---	
				Exec: ---	4.950	8.100	---	---	---	
				ND: ---	---	---	---	---	---	
				Final: ---	9.650	12.600	---	---	---	22.250
				Place: 29*	15	11	29*	30*	28*	28
29	122	Ely Khatib	SC United	Diff: ---	---	---	1.600	---	2.300	
				Exec: ---	---	---	8.650	---	5.950	
				ND: ---	---	---	---	---	---	
				Final: ---	---	---	10.250	---	8.250	18.500
				Place: 35*	35*	28*	17	21*	15	29
30	121	Michael Palumbo	SC United	Diff: ---	2.900	---	---	2.600	---	
				Exec: ---	5.350	---	---	7.100	---	
				ND: ---	---	---	---	---	---	
				Final: ---	8.250	---	---	9.700	---	17.950
				Place: 34*	17	35*	28*	15	21*	30

2018 CBC NCAA Meet

Meet Results

Jan 13, 2018

Page: 4
 Printed: 1/14/2018 7:53:40 AM
 Men / NC / All Ages
 Session: 05

Rank	Num	Name	Gym							AA
31	137	Thomas Lee	Stanford	Diff: ---	---	4.800	---	---	---	
				Exec: ---	---	9.100	---	---	---	
				ND: ---	---	---	---	---	---	
				Final: ---	---	13.900	---	---	---	13.900
				Place: 24*	24*	1	23*	24*	24*	31
32	136	Joey Ringer	Stanford	Diff: ---	5.800	---	---	---	---	
				Exec: ---	6.800	---	---	---	---	
				ND: ---	---	---	---	---	---	
				Final: ---	12.600	---	---	---	---	12.600
				Place: 26*	5	23*	25*	23*	23*	32
33	118	Ceo Garcia	SC United	Diff: ---	2.000	3.200	---	0.000	0.000	
				Exec: ---	0.000	7.250	---	0.000	0.000	
				ND: ---	---	---	---	---	---	
				Final: ---	2.000	10.450	---	0.000	0.000	12.450
				Place: 38*	18	15	36*	35*	20*	33
34	124	Sam Ekayanake	SC United	Diff: ---	---	---	---	3.500	---	
				Exec: ---	---	---	---	7.950	---	
				ND: ---	---	---	---	---	---	
				Final: ---	---	---	---	11.450	---	11.450
				Place: 23*	23*	22*	22*	13	17*	34
35	125	Gabriel Friet	SC United	Diff: ---	---	---	---	---	2.700	
				Exec: ---	---	---	---	---	8.000	
				ND: ---	---	---	---	---	---	
				Final: ---	---	---	---	---	10.700	10.700
				Place: 21*	21*	20*	20*	20*	13	35
36*	132	Ryan Sheppard	Stanford	Diff: ---	---	0.000	---	---	---	
				Exec: ---	---	0.000	---	---	---	
				ND: ---	---	---	---	---	---	
				Final: ---	---	0.000	---	---	---	0.000
				Place: 19*	26*	26*	18*	27*	27*	36*
37*	123	Constantin Flocos	SC United	Diff: ---	---	---	---	---	---	
				Exec: ---	---	---	---	---	---	
				ND: ---	---	---	---	---	---	
				Final: ---	---	---	---	---	---	0.000
				Place: 22*	22*	21*	21*	22*	19*	37*
38*	112	Angel Haro	Cal Berkeley	Diff: ---	---	---	---	---	---	
				Exec: ---	---	---	---	---	---	
				ND: ---	---	---	---	---	---	
				Final: ---	---	---	---	---	---	0.000
				Place: 37*	37*	37*	37*	37*	33*	38*