

2023 SCHEDULE

SEPTEMBER

Date	Day	Opponent	TV	Result
2	Sat.	PORTLAND STATE	P12N	W, 81-7
9	Sat.	at Texas Tech	FOX	W, 38-30
16	Sat.	HAWAI'I	P12N	W, 55-10
23	Sat.	#19 COLORADO*	ABC	W, 42-6
30	Sat.	at Stanford*	P12N	3:30 p.m.

OCTOBER

Date	Day	Opponent	TV	Time
14	Sat.	at Washington*	TBD	TBD
21	Sat.	WASHINGTON STATE*	TBD	TBD
28	Sat.	at Utah*	TBD	TBD

NOVEMBER

Date	Day	Opponent	TV	Time
4	Sat.	CALIFORNIA*	TBD	TBD
11	Sat.	USC*	TBD	TBD
18	Sat.	at Arizona State*	TBD	TBD
24	Fri.	OREGON STATE*	FOX	5:30 p.m.

DECEMBER

Date	Day	Opponent	TV	Time
1	Fri.	Pac-12 CG %	ABC	5:00 p.m.

All Times PST

Home games at Autzen Stadium in **BOLD CAPS**

* Pac-12 Conference Game

% Pac-12 Championship Game at Allegiant Stadium in Las Vegas, Nev.

SERIES VS. STANFORD

SERIES HISTORY

Stanford leads, 50-35-1

In Eugene: Stanford leads, 17-15

In Stanford: Stanford leads, 30-15-1

Neutral Site: Oregon leads, 5-3

Last 10 Games

Year	UO/Opp. Rank	Site	Result
10/1/2022	13/NR	Eugene, Ore.	W, 45-27
10/2/2021	3/NR	Stanford, Calif.	(OT) L, 31-24
11/7/2020	12/NR	Eugene, Ore.	W, 35-14
9/21/2019	16/NR	Stanford, Calif.	W, 21-6
9/20/2018	20/7	Eugene, Ore.	(OT) L, 38-31
10/14/2017	NR/23	Stanford, Calif.	L, 49-7
11/12/2016	NR/NR	Eugene, Ore.	L, 52-27
11/14/2015	NR/7	Stanford, Calif.	W, 38-36
11/1/2014	5/NR	Eugene, Ore.	W, 45-16
11/7/2013	2/6	Stanford, Calif.	L, 26-20

WHAT'S INSIDE

Series History vs. Stanford	2	Honors & Awards	26
Rosters	3	Polls & #ProDucks	27
Coaching Staff	6	HC Dan Lanning	28
Team Notes	7	Individual Player Pages	30
QB Bo Nix	9	Explosive Plays	64
WR Troy Franklin	12	Drive Charts	65
Offensive Line Notes	13	The Last Time	66
Offensive Notes	14	Game Recaps	68
Defensive Notes	20	Media Info	72
Leaders & Starters	24	2023 Stats	73



GAME 5

#9 OREGON AT STANFORD

Saturday, September 30, 2023
3:30 p.m. PT | Pac-12 Network
Stanford Stadium | Stanford, Calif.
Twitter: @OregonFootball

THE MATCHUP



#9 OREGON DUCKS (4-0, 1-0 PAC-12)

AP/Coaches Rank: 9/9

Head Coach: Dan Lanning (William Jewell College, 2008)

Record at Oregon: 14-3 (2nd Season)

Career Record: Same

AT



STANFORD CARDINAL (1-3, 0-2 PAC-12)

AP/Coaches Rank: NR/NR

Head Coach: Troy Taylor (California, 1990)

Record at Stanford: 1-3 (1st Season)

Career Record: 31-11 (4th Season)

BROADCAST INFORMATION

TV: Pac-12 Network
Play-By-Play: Roxy Bernstein
Analyst: Lincoln Kennedy

RADIO: Oregon Sports Network
Local: KUJZ-FM 95.3 (Eugene) | KFXX-AM 1080 (Portland) | **Sirius:** 133 | **XM:** 197
Play-By-Play: Jerry Allen | **Analyst:** Mike Jorgensen
Sideline: Dusty Harrah | **Pre-Game Show:** Joey McMurry

TALKING POINTS

PAC-12 ROAD OPENER UP NEXT

The No. 9 Ducks head to Stanford this week for their first Pac-12 road contest of the season after opening conference play with a dominant 42-6 win over then-No. 19 Colorado last week in Autzen Stadium. Oregon is off to a 4-0 start for the second time since 2014, and is 1-0 in Pac-12 play for the fifth year in a row. UO last got off to a 4-0 start in 2021, before suffering a 31-24 overtime loss to the Cardinal in Stanford Stadium. The Ducks avenged that loss last season with a 45-27 win over Stanford in Eugene.

A WIN WOULD...

- » Make Oregon 5-0 for the first time since 2013, and 2-0 in Pac-12 play for the second year in a row.
- » Be the Ducks' fourth over Stanford in the last five meetings.
- » Give UO a 17-game win streak over unranked opponents.

DUCKS SHINE IN NATIONAL SPOTLIGHT

In a game that wasn't as close as the final score indicated, Oregon won its conference opener over Colorado last week, 42-6, before 59,889 fans in Autzen Stadium. Playing a Buffaloes team that had commanded the spotlight this season due to its resurgence under head coach Deion Sanders, the Ducks dominated the matchup of top-25 teams. The Ducks led 35-0 at halftime, at which point Oregon had more first downs (22) than Colorado had total yards (21). Through three quarters the UO lead was 42-0, and the advantage in yardage was 481-72. Oregon's defense held the Buffs to 199 total yards, 127 of those coming in the fourth quarter. The Ducks had seven sacks - most in a game since 2017 - broke up six passes, and didn't allow a point until just 2:51 remained in the game.

- » **QB BO NIX** - 28-of-33, 276 yards, 3 TD, Rush TD
- » **WR TROY FRANKLIN** - 8 receptions, 126 yards, 2 TD
- » **RB BUCKY IRVING** - 10 rushes, 89 yards
- » **RB JORDAN JAMES** - 7 rushes, 54 yards, TD
- » **DE JORDAN BURCH** - 4 tackles, 2.0 sacks
- » **DB EVAN WILLIAMS** - 4 tackles, 1.5 sacks
- » **DB KHYREE JACKSON** - 4 tackles, 3 pass breakups

DID YOU KNOW?



BO NIX is the most experienced QB in the nation with 51 career starts, and he is tied for No. 42 all-time with 12,013 passing yards.

NUMBERS TO KNOW

1

Oregon has committed just one turnover through four games, tied for second-fewest in the nation.

The Ducks lead the nation with 6.98 yards per rush. **BUCKY IRVING** ranks fourth in the Pac-12 with 8.24 yards per carry.

6.98

26

Oregon has played 26 true freshmen this season, including five who have appeared in all four games.

Oregon is No. 2 nationally with 54.0 points per game and leads the nation in first-half scoring at 34.25 points per game.

54.0

158.8

The Ducks lead the Pac-12 and rank ninth in the FBS in passing defense, allowing just 158.8 yards per game.

SERIES HISTORY: OREGON VS. STANFORD

INSIDE THE SERIES

Overall Record: Stanford leads, 50-35-1
In Eugene: Stanford leads, 17-15
In Stanford: Stanford leads, 30-15-1
In Portland: Oregon leads, 5-3
Most points scored by Oregon: 63 (1998)
Most points scored by Stanford: 58 (1997)
Largest margin of victory by Oregon: 38 (2006)
Largest margin of victory by Stanford: 42 (2017)

SERIES HISTORY

Stanford leads 50-35-1

Date	UO/Opp. Rank	Site	Result
10/1/2022	13/NR	Eugene, Ore.	W, 45-27
10/2/2021	3/NR	Stanford, Calif.	(OT) L, 31-24
11/7/2020	12/NR	Eugene, Ore.	W, 35-14
9/21/2019	16/NR	Stanford, Calif.	W, 21-6
9/20/2018	20/7	Eugene, Ore.	(OT) L, 38-31
10/14/2017	NR/23	Stanford, Calif.	L, 49-7
11/12/2016	NR/NR	Eugene, Ore.	L, 52-27
11/14/2015	NR/7	Stanford, Calif.	W, 38-36
11/1/2014	5/NR	Eugene, Ore.	W, 45-16
11/7/2013	2/6	Stanford, Calif.	L, 26-20
11/17/2012	1/14	Eugene, Ore.	(OT) L, 17-14
11/12/2011	6/3	Stanford, Calif.	W, 53-30
10/2/2010	4/9	Eugene, Ore.	W, 52-31
11/7/2009	7/NR	Stanford, Calif.	L, 51-42
11/8/2008	NR/NR	Eugene, Ore.	W, 35-28
9/22/2007	13/NR	Stanford, Calif.	W, 55-31
9/2/2006	21/NR	Eugene, Ore.	W, 48-10
10/1/2005	NR/NR	Stanford, Calif.	W, 44-20
10/23/2004	NR/NR	Stanford, Calif.	W, 16-13
10/25/2003	NR/NR	Eugene, Ore.	W, 35-0
11/2/2002	19/NR	Eugene, Ore.	W, 41-14
10/20/2001	5/NR	Eugene, Ore.	L, 49-42
9/26/1998	20/NR	Eugene, Ore.	W, 63-28
10/27/1997	NR/NR	Stanford, Calif.	L, 58-49
10/12/1996	NR/NR	Stanford, Calif.	(OT) L, 27-24
9/23/1995	12/NR	Eugene, Ore.	L, 28-21
11/12/1994	15/NR	Stanford, Calif.	W, 55-21
11/13/1993	NR/NR	Eugene, Ore.	L, 38-34
9/12/1992	NR/21	Stanford, Calif.	L, 21-7
11/2/1991	NR/NR	Eugene, Ore.	L, 33-13
10/27/1990	25/NR	Eugene, Ore.	W, 31-0
9/23/1989	22/NR	Stanford, Calif.	L, 18-17
9/24/1988	NR/NR	Eugene, Ore.	W, 7-3
10/24/1987	NR/NR	Stanford, Calif.	L, 13-10
10/18/1986	NR/NR	Eugene, Ore.	L, 41-7
9/21/1985	NR/NR	Eugene, Ore.	W, 45-28
11/12/1983	NR/NR	Stanford, Calif.	W, 16-7
11/14/1981	NR/NR	Stanford, Calif.	L, 42-3
9/6/1980	NR/15	Eugene, Ore.	L, 35-25
11/10/1979	NR/NR	Stanford, Calif.	W, 16-7
10/1/1977	NR/NR	Stanford, Calif.	L, 20-10
11/13/1976	NR/NR	Eugene, Ore.	L, 28-17
11/15/1975	NR/NR	Stanford, Calif.	L, 33-30
11/16/1974	NR/NR	Eugene, Ore.	L, 17-9
11/17/1973	NR/NR	Stanford, Calif.	L, 24-7
10/21/1972	NR/13	Eugene, Ore.	W, 15-13
9/25/1971	NR/13	Stanford, Calif.	L, 38-17
9/26/1970	NR/3	Eugene, Ore.	L, 33-10
9/27/1969	NR/NR	Stanford, Calif.	L, 28-0
9/28/1968	NR/NR	Eugene, Ore.	L, 28-12
11/11/1967	NR/NR	Stanford, Calif.	L, 17-14
10/8/1966	NR/NR	Portland, Ore.	W, 7-3
10/9/1965	NR/NR	Stanford, Calif.	L, 17-14
10/31/1964	7/NR	Portland, Ore.	L, 10-8
9/28/1963	NR/NR	Stanford, Calif.	W, 36-7
11/3/1962	NR/NR	Portland, Ore.	W, 28-14
11/4/1961	NR/NR	Stanford, Calif.	W, 19-7

11/5/1960	NR/NR	Portland, Ore.	W, 27-6
9/19/1959	NR/NR	Stanford, Calif.	W, 28-27
11/8/1958	NR/NR	Eugene, Ore.	W, 12-0
11/2/1957	15/NR	Portland, Ore.	W, 27-26
10/20/1956	NR/NR	Eugene, Ore.	L, 21-7
11/12/1955	NR/NR	Stanford, Calif.	L, 44-7
9/25/1954	16/NR	Portland, Ore.	L, 18-13
9/26/1953	NR/NR	Stanford, Calif.	L, 7-0
11/15/1952	NR/NR	Stanford, Calif.	W, 21-20
9/22/1951	NR/NR	Portland, Ore.	L, 27-20
9/25/1948	NR/NR	Stanford, Calif.	W, 20-12
11/15/1947	NR/NR	Stanford, Calif.	W, 21-6
9/27/1941	NR/NR	Stanford, Calif.	L, 19-15
10/5/1940	NR/NR	Stanford, Calif.	L, 13-0
10/7/1939	NR/NR	Portland, Ore.	W, 10-0
10/15/1938	NR/NR	Stanford, Calif.	L, 27-16
10/2/1937	NR/NR	Eugene, Ore.	W, 7-6
10/10/1936	NR/NR	Stanford, Calif.	T, 7-7
10/29/1929	NR/NR	Stanford, Calif.	L, 33-7
10/6/1928	NR/NR	Eugene, Ore.	L, 26-12
10/29/1927	NR/NR	Stanford, Calif.	L, 19-0
10/23/1926	NR/NR	Eugene, Ore.	L, 29-12
10/31/1925	NR/NR	Stanford, Calif.	L, 35-13
10/18/1924	NR/NR	Stanford, Calif.	L, 28-13
11/10/1923	NR/NR	Eugene, Ore.	L, 14-3
10/30/1920	NR/NR	Stanford, Calif.	L, 10-0
10/18/1905	NR/NR	Stanford, Calif.	L, 10-4
10/29/1904	NR/NR	Stanford, Calif.	L, 35-0
11/10/1900	NR/NR	Stanford, Calif.	L, 34-0

100-YARD RUSHING GAMES

Player	Date	Carries	Yards	TDs
LaMichael James	10/2/2010	20	257	3
Tony Cherry	9/21/1985	27	227	3
Reuben Droughns	9/26/1998	22	214	3
Terrence Whitehead	10/25/2003	23	172	2
Jonathan Stewart	9/2/2006	22	168	2
Jonathan Stewart	9/22/2007	19	160	1
Bobby Moore	9/25/1971	29	150	0
Reggie Brown	9/6/1980	21	149	1
LaMichael James	11/12/2011	20	146	3
Sean Burwell	10/27/1990	19	144	2
Royce Freeman	10/14/2017	18	143	0
Bo Nix	10/1/2022	6	141	2
Jeremiah Johnson	11/8/2008	15	135	1
Terrence Whitehead	11/2/2002	29	132	0
Terrence Whitehead	10/23/2004	28	131	1
LaMichael James	11/7/2009	18	125	1
Saladin McCullough	9/27/1997	12	123	0
Don Reynolds	10/21/1972	7	118	1
Darron Thomas	10/2/2010	15	117	1
Dwight Robertson	11/10/1979	18	117	1
CJ Verdell	9/20/2018	20	115	1
Royce Freeman	11/12/2016	20	111	1
CJ Verdell	11/7/2020	20	105	1
Royce Freeman	11/14/2015	16	105	1
Jim Evenson	11/11/1967	28	101	0

300-YARD PASSING GAMES

Player	Date	C-A	Yards	TDs
Kellen Clemens	10/1/2005	22-29	393	3
Danny O'Neil	11/13/1993	31-44	386	4
Dennis Dixon	9/22/2007	28-37	374	4
Akili Smith	9/26/1998	18-29	357	4
Justin Herbert	9/20/2018	26-33	346	1
Danny O'Neil	11/12/1994	21-37	339	6
Jeremiah Masoli	11/7/2009	21-37	334	3

100-YARD RECEIVING GAMES

Player	Date	Catches	Yards	TDs
Dillon Mitchell	9/20/2018	14	239	0
Cristin McLemore	11/13/1993	11	230	3
Pat Johnson	9/27/1997	8	179	2
Cristin McLemore	9/23/1995	11	176	1
Demetrius Williams	10/1/2005	6	168	0
Keenan Howry	10/13/2001	9	152	2
Greg Bauer	11/13/1976	11	151	0
Cameron Colvin	9/22/2007	8	136	1
Pat Johnson	11/12/1994	7	128	1
Greg Bauer	11/15/1975	8	123	0
Samie Parker	10/25/2003	8	118	0
Damon Griffin	9/26/1998	5	118	2
Jaison Williams	9/22/2007	7	113	2

SERIES SUPERLATIVES (since 1970)

Rushing Yards	Player	Date	Yards
By a Duck	LaMichael James	10/2/2010	257
By a Cardinal	Toby Gerhart	11/7/2009	223

Rushing TDs	Player	Date	TDs
By a Duck	LaMichael James	11/12/2011	3
	4 more times		3
By a Cardinal	Kerry Carter	10/20/2001	4

Completions	Player	Date	Comp
By a Duck	Danny O'Neil	11/13/1994	31
By a Cardinal	John Paye	9/21/1985	31

Passing Yards	Player	Date	Yards
By a Duck	Kellen Clemens	10/1/2005	393
By a Cardinal	John Paye	9/21/1985	408

Passing TDs	Player	Date	TDs
By a Duck	Danny O'Neil	11/13/1994	6
By a Cardinal	Chad Hutchinson	10/27/1997	4

Receptions	Player	Date	Rec
By a Duck	Dillon Mitchell	9/20/2018	14
By a Cardinal	Brad Muster	9/21/1985	14

Receiving Yards	Player	Date	Yards
By a Duck	Dillon Mitchell	9/20/2018	239
By a Cardinal	Mark Harris	11/13/1993	189

Receiving TDs	Player	Date	TDs
By a Duck	Cristin McLemore	11/12/1994	3
	Cristin McLemore	11/13/1993	3
By a Cardinal	Many times		2

Tackles	Player	Date	Tackles
By a Duck	Michael Clay	11/17/2012	20
By a Cardinal	Dave Morze	11/10/1979	20

Tackles for Loss	Player	Date	TFLs
By a Duck	Mel Cook	10/1/1977	4.0
	Rod Rickert	11/15/1975	4.0
	Justin Reid	11/12/2016	3.0
	3 more times		3.0

Sacks	Player	Date	Sacks
By a Duck	Andrew Williams	9/23/1989	3.0
By a Cardinal	Brennan Scarlett	11/14/2015	2.5
	3 more times		2.5

Field Goals	Player	Date	FG
By a Duck	Paul Schwabe	11/12/1983	4
By a Cardinal	Conrad Ukropina	11/14/2015	3
	3 more times		3



NUMERICAL ROSTER

No.	Name	Pos.	Ht.	Wt.	Cl./Exp.	Hometown (HS/Other)
0	Bucky Irving	RB	5-10	195	Jr./1L	Chicago, Ill. (Hillcrest HS/Minnesota)
0	Tysheem Johnson	DB	5-10	195	Jr./TR	Philadelphia, Pa. (Neumann Goretto/Ole Miss)
1	Jordan Burch	DE	6-6	290	Jr./TR	Columbia, S.C. (Hammond School/South Carolina)
1	Kris Hutson	WR	5-11	176	Jr./3L	Compton, Calif. (St. John Bosco HS)
2	Jeffrey Bassa	ILB	6-2	230	Jr./2L	Kearns, Utah (Kearns HS)
2	Gary Bryant Jr.	WR	5-11	185	R-So./TR*	Riverside, Calif. (Centennial HS/USC)
3	Brandon Dorlus	DE	6-3	290	Sr./4L	Fort Lauderdale, Fla. (Deerfield Beach HS)
3	Terrance Ferguson	TE	6-5	255	Jr./2L	Denver, Colo. (Heritage HS)
4	Jestin Jacobs	ILB	6-4	245	Jr./TR*	Englewood, Ohio (Northmont HS/Iowa)
5	Traeshon Holden	WR	6-3	215	Jr./TR	Kissimmee, Fla. (Narbonne HS/Alabama)
5	Khyree Jackson	DB	6-3	195	Sr./TR	Upper Marlboro, Md. (Wise HS/East Mississippi CC/Alabama)
6	Jahlil Florence	DB	6-1	193	So./1L	Southeast San Diego, Calif. (Lincoln HS)
6	Noah Whittington	WR	5-8	208	Jr./1L	Fort Valley, Ga. (Peach County HS/Western Kentucky)
7	Steve Stephens IV	DB	6-0	205	Sr./4L*	Fresno, Calif. (Edison HS)
8	Dontae Manning	DB	5-10	185	Jr./2L	Kansas City, Mo. (Raytown HS)
9	Jamal Hill	ILB	6-0	226	Sr./4L	Rex, Ga. (Morrow HS)
10	Bo Nix	QB	6-2	217	Sr./1L	Pinson, Ala. (Pinson Valley HS/Auburn)
10	Matayo Uiagalelei	OLB	6-5	270	Fr./HS	Bellflower, Calif. (St. John Bosco HS)
11	Trikweze Bridges	DB	6-3	198	Jr./3L*	Lanett, Ala. (Lanett HS)
11	Troy Franklin	WR	6-3	187	Jr./2L	East Palo Alto, Calif. (Menlo-Atherton HS)
12	Daymon David	DB	6-0	185	Jr./2L	Baltimore, Md. (Franklin HS)
12	Brock Thomas	QB	5-11	180	Fr./HS	Eugene, Ore. (Sheldon HS)
13	Bryan Addison	DB	6-5	198	Sr./4L*	Gardena, Calif. (Junipero Serra HS)
13	Ty Thompson	QB	6-4	220	So./1L*	Gilbert, Ariz. (Mesquite HS)
14	Justius Lowe	WR	6-1	180	R-Fr./SQ*	Portland, Ore. (Lake Oswego HS)
14	Khamari Terrell	DB	6-1	185	So./1L	Killeen, Texas (Shoemaker HS)
15	Solomon Davis	DB	6-0	190	Fr./HS	Fontana, Calif. (Charter Oak HS)
15	Tez Johnson	WR	5-10	160	Jr./TR	Pinson, Ala. (Pinson Valley HS/Troy)
16	Austin Novosad	QB	6-3	200	Fr./HS	Dripping Springs, Texas (Dripping Springs HS)
16	Rodrick Pleasant	DB	5-9	180	Fr./HS	Gardena, Calif. (Serra HS)
17	Kyler Kasper	WR	6-6	205	R-Fr./SQ*	Gilbert, Ariz. (Williams Field HS)
17	Blake Purchase	OLB	6-3	255	Fr./HS	Green Valley Ranch, Colo. (Cherry Creek HS)
18	Mase Funa	OLB	6-3	270	Sr./4L	Anaheim, Calif. (Mater Dei HS)
18	Kenyon Sadiq	TE	6-3	235	Fr./HS	Idaho Falls, Idaho (Skyline Senior HS)
19	Tyler Turner	DB	6-0	190	Fr./HS	San Antonio, Texas (Brennan HS)
20	Collin Gill	DB	6-0	215	Fr./HS	Waldorf, Md. (St. John's College HS)
20	Jordan James	RB	5-10	205	So./1L	Nashville, Tenn. (Oakland HS)
21	Cole Martin	DB	5-10	180	Fr./HS	Pasadena, Calif. (Basha HS (Ariz.))
22	Connor Soelle	ILB	6-1	230	Jr./TR*	Scottsdale, Ariz. (Saguaro HS/Arizona State)
23	Ellis Bynum	RB	5-8	203	R-Fr./SQ*	Portland, Ore. (Central Catholic HS)
23	Marko Vidackovic	DB	6-1	200	So./SQ*	Stuttgart, Germany (Lincoln HS [Ore.])
24	Dante Dowdell	RB	6-2	215	Fr./HS	Picayune, Miss. (Picayune Memorial HS)
24	Devin Morrow	DB	5-10	165	So./SQ*	Atlanta, Ga. (National Christian Academy)
25	Brison Cobbins	RB	5-8	195	R-So./SQ*	Kansas City, Kan. (Bishop Miege HS/Missouri Western)
25	Nikko Reed	DB	5-10	180	Jr./TR	Oakland, Calif. (Moreau Catholic/Colorado)
26	Devon Jackson	ILB	6-2	228	R-Fr./SQ*	Omaha, Neb. (Burke HS)
27	Daylen Austin	DB	6-1	195	Fr./HS	Long Beach, Calif. (Long Beach Poly HS)
27	Jayden Limar	RB	5-11	200	Fr./HS	Lake Stevens, Wash. (Lake Stevens HS)
28	Preston Alford	WR	5-10	195	R-Fr./SQ*	Dripping Springs, Texas (Dripping Springs HS)
28	Bryce Boettcher	ILB	6-2	220	Jr./1L	Eugene, Ore. (South Eugene HS)
29	Kilohana Haasenritter	RB	5-8	205	So./SQ*	Hilo, Hawaii (Hilo HS/Hawaii)
29	Ashton Porter	OLB	6-3	265	Fr./HS	Cypress, Texas (Cypress Ranch HS)
30	Xavier Barksdale	DB	6-2	170	Fr./HS	San Diego, Calif. (Steele Canyon HS)
31	Kodi DeCambrá	DB	6-0	188	Fr./HS	Honolulu, Hawaii (Bishop Gorman HS [Nev.])
32	Emar'ion Winston	OLB	6-4	255	R-Fr./SQ*	Portland, Ore. (Central Catholic HS)
33	Evan Williams	DB	6-1	205	Sr./TR	Campbell, Calif. (Saint Francis HS/Fresno State)
35	DJ Beckum	DB	5-9	180	So./SQ*	Columbus, Miss. (McQueen HS/Ole Miss)
36	Timon Davis	DB	5-9	165	So./SQ*	Portland, Ore. (Grant HS)
37	Hunter Roberts	DB	5-8	180	Fr./HS	Sunrise, Fla. (American Heritage School)
38	Will Straton	ILB	6-0	195	Fr./HS	Honolulu, Hawaii (Punahou School)
39	Dane Sipos	DB	6-0	195	So./SQ*	Lebanon, Ore. (Lebanon HS)
41	Zach Grisham	DB	5-11	195	R-Fr./SQ*	Portland, Ore. (Central Catholic HS)
42	Kaden Ludwick	TE	6-4	245	R-Fr./TR*	Happy Valley, Ore. (Clackamas HS/Colorado)
43	Luke Basso	LS	6-3	215	So./1L*	Lake Oswego, Ore. (Lakeridge HS)

ALPHABETICAL ROSTER

No.	Name	Pos.
13	Bryan Addison	DB
28	Preston Alford	WR
46	Chip Allers	ILB
86	Darrian Anderson	WR
54	Junior Angilau	OL
50	Popo Aumavae	DT
27	Daylen Austin	DB
30	Xavier Barksdale	DB
2	Jeffrey Bassa	ILB
43	Luke Basso	LS
35	DJ Beckum	DB
28	Bryce Boettcher	ILB
66	Bryce Boulton	OL
91	Johnny Bowens III	DL
98	Andrew Boyle	K
85	Travis Brashear	TE
11	Trikweze Bridges	DB
47	Colson Brunner	LS
2	Gary Bryant Jr.	WR
1	Jordan Burch	DE
45	Peter Burke	TE
23	Ellis Bynum	RB
25	Brison Cobbins	RB
76	Josh Conerly Jr.	OL
65	Ajani Cornelius	OL
80	Ashton Cozart	WR
67	Beau CressAllen	OL
12	Daymon David	DB
15	Solomon Davis	DB
36	Timon Davis	DB
31	Kodi DeCambrá	DB
64	Ty Delgado	OL
83	Josh Delgado	WR
61	JaJuan Dickey	DL
99	Jurion Dickey	WR
3	Brandon Dorlus	DE
24	Dante Dowdell	RB
45	Luke Dunne	P
96	Nick Duzansky	LS
3	Terrance Ferguson	TE
6	Jahlil Florence	DB
11	Troy Franklin	WR
18	Mase Funa	OLB
93	My'Keil Gardner	DL
20	Collin Gill	DB
44	Zach Grace	TE
99	Terrance Green	DL
41	Zach Grisham	DB
29	Kilohana Haasenritter	RB
55	Marcus Harper II	OL
88	Patrick Herbert	TE
9	Jamal Hill	ILB
5	Traeshon Holden	WR
1	Kris Hutson	WR
0	Bucky Irving	RB
52	Dave Iuli	OL
5	Khyree Jackson	DB
26	Devon Jackson	ILB
4	Jestin Jacobs	ILB
20	Jordan James	RB
92	Ross James	P
69	Bailey Jaramillo	OL
0	Tysheem Johnson	DB
15	Tez Johnson	WR



NUMERICAL ROSTER

No.	Name	Pos.	Ht.	Wt.	Cl./Exp.	Hometown (HS/Other)
44	Zach Grace	TE	6-3	240	Fr./HS	Kearney, Mo. (Kearney HS)
44	Teitum Tuioti	OLB	6-3	245	Fr./HS	Laie, Hawaii (Sheldon HS [Ore.])
45	Peter Burke	TE	6-4	240	R-Fr./SQ*	Tualatin, Ore. (Tualatin HS)
45	Luke Dunne	P	6-5	225	Fr./HS	Benalla, Victoria, Australia (Benalla P-12 College/ProKick Australia)
46	Chip Allers	ILB	6-2	220	Fr./HS	Bend, Ore. (Summit HS)
47	Colson Brunner	LS	6-1	230	Jr./TR	Cashmere, Wash. (Cashmere HS/Central Washington)
47	Elijah Williams	ILB	6-1	220	R-Fr./SQ*	Chicago, Ill. (Saint Ignatius College Prep)
49	Camden Lewis	K	5-10	205	Sr./4L	Charlotte, N.C. (Hough HS)
50	Popo Aumavae	DT	6-3	315	Sr./4L*	Stockton, Calif. (St. Mary's HS)
50	Nishad Strother	OL	6-2	320	Jr./TR	Havelock, N.C. (Havelock HS/East Carolina)
52	Dave Iuli	OL	6-3	330	So./1L	Puyallup, Wash. (Puyallup HS)
52	Ben Roberts	DL	6-2	310	So./1L	Lakewood, Wash. (East HS [Utah])
54	Junior Angilau	OL	6-5	310	Sr./TR*	Salt Lake City, Utah (East HS/Texas)
54	Jerry Mixon	ILB	6-2	230	Fr./HS	San Francisco, Calif. (Sacred Heart Cathedral Prep)
55	Marcus Harper II	OL	6-3	325	Jr./2L	Chicago Heights, Ill. (Homewood-Flossmor HS)
55	Taki Taimani	DL	6-3	330	Sr./1L*	Salt Lake City, Utah (East HS/Washington)
56	Jaeden Moore	OLB	6-4	240	Fr./HS	Hanford, Calif. (Central Valley Christian)
58	Jackson Powers-Johnson	OL	6-3	320	Jr./2L	Draper, Utah (Corner Canyon HS)
58	A'Mauri Washington	DL	6-3	330	Fr./HS	Detroit, Mich./Chandler HS [Ariz.]
59	Tevita Pome'e	DL	6-3	318	Fr./HS	Hofoa, Tonga (Layton Christian Academy [Utah])
60	Kanen Rossi	OL	6-1	300	So./SQ*	Portland, Ore. (Sunset HS)
61	JaJuan Dickey	DL	6-2	340	So./JC	East Palo Alto, Calif. (Valley Christian HS/Foothill College)
62	Holden Whipple	OL	6-4	300	So./SQ*	Salem, Ore. (West Salem HS/Northern Arizona)
63	Brodie Wright	OL	6-3	310	Fr./HS	Clackamas, Ore. (Rex Putnam HS)
64	Ty Delgado	OL	6-2	295	R-Fr./SQ*	Portland, Ore. (Parkrose HS)
65	Ajani Cornelius	OL	6-5	308	Jr./TR	Harlem, N.Y. (Stepinac HS/Rhode Island)
66	Bryce Boulton	OL	6-2	280	Fr./HS	Palm Desert, Calif. (Palm Desert HS)
67	Beau CressAllen	OL	6-4	270	Fr./HS	Portland, Ore. (Central Catholic HS)
68	Auston Mims	OL	6-2	310	Fr./HS	Akron, Ohio (Chaminade College Prep [Calif.])
69	Bailey Jaramillo	OL	6-6	315	So./SQ*	Portland, Ore. (Lake Oswego HS/Northland Christian [Texas])
70	Charlie Pickard	OL	6-4	305	So./SQ*	Portland, Ore. (Jesuit HS)
71	George Silva	OL	6-7	320	Jr./JC	Torrance, Calif. (La Habra HS/Fullerton College)
72	Iapani Laloulu	OL	6-2	325	Fr./HS	Honolulu, Hawaii (Farrington HS)
73	Kawika Rogers	OL	6-5	320	R-Fr./SQ*	Kapa'a, Hawaii (Kapa'a HS)
74	Steven Jones	OL	6-5	340	Sr./4L*	Temecula, Calif. (Chaparral HS)
75	Faaope Laloulu	OL	6-7	315	Jr./2L	Honolulu, Hawaii (Farrington HS)
76	Josh Conerly Jr.	OL	6-4	305	So./1L	Seattle, Wash. (Rainier Beach HS)
77	Michael Wooten	OL	6-4	310	R-Fr./SQ*	Simi Valley, Calif. (Sierra Canyon HS)
78	Gernorris Wilson	OL	6-5	295	Fr./HS	Lakeland, Fla. (Lakeland HS)
79	Lipe Moala	OL	6-5	320	Fr./HS	Riverside, Calif. (Mater Dei HS)
80	Ashton Cozart	WR	6-3	195	Fr./HS	Flower Mound, Texas (Marcus HS)
81	Casey Kelly	TE	6-3	245	Jr./TR*	Niagara Falls, N.Y. (Mallard Creek HS/Ole Miss)
82	Andrew Walker	WR	6-0	175	Fr./HS	Medford, Ore. (South Medford HS)
83	Josh Delgado	WR	5-9	185	Jr./3L*	Carson, Calif. (IMG Academy [Fla.])
84	Micah Williams	WR	5-8	195	Jr./HS	Portland, Ore. (Benson HS)
85	Travis Brashear	TE	6-4	275	Fr./HS	Inglewood, Calif. (Lawndale HS)
86	Darrian Anderson	WR	5-9	190	R-Fr./SQ*	Waipahu, Hawaii (Junipero Serra HS [Calif.])
87	Von Reames	WR	5-7	175	So./1L*	Baltimore, Md. (Franklin HS)
88	Patrick Herbert	TE	6-5	255	Jr./1L*	Eugene, Ore. (Sheldon HS)
89	Landen Shepard	TE	6-2	265	R-Fr./TR*	Kansas City, Mo. (Lees Summit HS/Quincy University)
90	Jake Shipley	OLB	6-3	255	Jr./2L	Indio, Calif. (Shadow Hills HS)
91	Johnny Bowens III	DL	6-3	290	Fr./HS	Judson, Texas (Judson HS)
92	Ross James	P	6-2	180	R-So./SQ*	Brandon, Miss. (Hartfield Academy/East Central CC)
93	My'Keil Gardner	DL	6-2	290	Fr./HS	El Mirage, Ariz. (Liberty HS)
93	Grant Meadors	K	5-11	180	Fr./HS	Bakersfield, Calif. (Liberty HS)
94	Keller Stafford	LS	5-10	190	Fr./HS	Dripping Springs, Texas (Dripping Springs HS)
95	Keyon Ware-Hudson	DT	6-2	300	Jr./3L*	Duarte, Calif. (Mater Dei HS)
96	Nick Duzansky	LS	6-4	185	Fr./HS	Wheaton, Ill. (St. Francis HS)
97	Josh Simmons	DL	6-6	300	Jr./SQ*	Asheville, N.C. (T.C. Roberson/Catawba College)
98	Andrew Boyle	K	6-2	200	Jr./1L*	Camas, Wash. (Camas HS/Washington State)
98	Casey Rogers	DL	6-5	305	Sr./1L*	Syracuse, N.Y. (Westhill HS/Old Farms Prep/Nebraska)
99	Jurrion Dickey	WR	6-2	215	Fr./HS	East Palo Alto, Calif. (Menlo-Atherton HS)
99	Terrance Green	DL	6-5	315	Fr./HS	Cypress, Texas (Cypress Woods HS)

* - Utilized Redshirt

ALPHABETICAL ROSTER

No.	Name	Pos.
74	Steven Jones	OL
17	Kyler Kasper	WR
81	Casey Kelly	TE
72	Iapani Laloulu	OL
75	Faaope Laloulu	OL
49	Camden Lewis	K
27	Jayden Limar	RB
14	Justius Lowe	WR
42	Kaden Ludwick	TE
8	Dontae Manning	DB
21	Cole Martin	DB
93	Grant Meadors	K
68	Auston Mims	OL
54	Jerry Mixon	ILB
79	Lipe Moala	OL
56	Jaeden Moore	OLB
24	Devin Morrow	DB
10	Bo Nix	QB
16	Austin Novosad	QB
70	Charlie Pickard	OL
16	Rodrick Pleasant	DB
59	Tevita Pome'e	DL
29	Ashton Porter	OLB
58	Jackson Powers-Johnson	OL
17	Blake Purchase	OLB
87	Von Reames	WR
25	Nikko Reed	DB
37	Hunter Roberts	DB
52	Ben Roberts	DL
73	Kawika Rogers	OL
98	Casey Rogers	DL
60	Kanen Rossi	OL
18	Kenyon Sadiq	TE
89	Landen Shepard	TE
90	Jake Shipley	OLB
71	George Silva	OL
97	Josh Simmons	DL
39	Dane Sipos	DB
22	Connor Soelle	ILB
94	Keller Stafford	LS
7	Steve Stephens IV	DB
38	Will Straton	ILB
50	Nishad Strother	OL
55	Taki Taimani	DL
14	Khamari Terrell	DB
12	Brock Thomas	QB
13	Ty Thompson	QB
44	Teitum Tuioti	OLB
19	Tyler Turner	DB
10	Matayo Uiagalelei	OLB
23	Marko Vidackovic	DB
82	Andrew Walker	WR
95	Keyon Ware-Hudson	DT
58	A'Mauri Washington	DL
62	Holden Whipple	OL
6	Noah Whittington	RB
33	Evan Williams	DB
47	Elijah Williams	ILB
84	Micah Williams	WR
78	Gernorris Wilson	OL
32	Emar'ion Winston	OLB
77	Michael Wooten	OL
63	Brodie Wright	OL



ROSTER BY POSITION

Quarterback (4)

#10 Bo Nix #13 Ty Thompson
#12 Brock Thomas #16 Austin Novosad

Running Back (8)

#0 Bucky Irving #24 Dante Dowdell
#6 Noah Whittington #25 Brison Cobbins
#20 Jordan James #27 Jayden Limar
#23 Ellis Bynum #29 Kilohana Haasenritter

Wide Receiver (15)

#1 Kris Hutson #80 Ashton Cozart
#2 Gary Bryant Jr. #82 Andrew Walker
#5 Traeshon Holden #83 Josh Delgado
#11 Troy Franklin #84 Micah Williams
#14 Justius Lowe #86 Darrian Anderson
#15 Tez Johnson #87 Von Reames
#17 Kyler Kasper #99 Jurrion Dickey
#28 Preston Alford

Tight End (9)

#3 Terrance Ferguson #81 Casey Kelly
#18 Kenyon Sadiq #85 Travis Brashear
#42 Kaden Ludwick #88 Patrick Herbert
#44 Zach Grace #89 Landen Shepard
#45 Peter Burke

Offensive Line (24)

#50 Nishad Strother #68 Auston Mims
#52 Dave Iuli #69 Bailey Jaramillo
#54 Junior Angilau #70 Charlie Pickard
#55 Marcus Harper II #71 George Silva
#58 JacksonPowers-Johnson #72 Iapani Lulu
#60 Kanen Rossi #73 Kawika Rogers
#62 Holden Whipple #74 Steven Jones
#63 Brodie Wright #75 Faaope Laloulu
#64 Ty Delgado #76 Josh Conerly Jr.
#65 Ajani Cornelius #77 Michael Wooten
#66 Bryce Boulton #78 Gernorris Wilson
#67 Beau CressAllen #79 Lipe Moala

Kicker (3)

#49 Camden Lewis #98 Andrew Boyle
#93 Grant Meadors

Defensive Line (13)

#1 Jordan Burch #61 JaJuan Dickey
#3 Brandon Dorlus #91 Johnny Bowns III
#50 Popo Aumavae #93 My'Kiel Gardner
#52 Ben Roberts #95 Keyon Ware-Hudson
#55 Taki Taimani #97 Josh Simmons
#58 A'Mauri Washington #98 Casey Rogers
#59 Tevita Pome'e #99 Terrance Green

Outside Linebacker (8)

#10 Matayo Uiagalelei #32 Emar'rion Winston
#17 Blake Purchase #44 Teitum Tuioti
#18 Mase Funa #56 Jaeden Moore
#29 Ashton Porter #90 Jake Shipley

Inside Linebacker (10)

#2 Jeffrey Bassa #28 Bryce Boettcher
#4 Jestin Jacobs #38 Will Straton
#9 Jamal Hill #46 Chip Allers
#22 Connor Soelle #47 Elijah Williams
#26 Devon Jackson #54 Jerry Mixon

Defensive Back (26)

#0 Tysheem Johnson #21 Cole Martin
#5 Khyree Jackson #23 Marko Vidackovic
#6 Jahlil Florence #24 Devin Morrow
#7 Steve Stephens IV #25 Nikko Reed
#8 Dontae Manning #27 Daylen Austin
#11 Trikweze Bridges #30 Xavier Barksdale
#12 Daymon David #31 Kodi DeCambra
#13 Bryan Addison #33 Evan Williams
#14 Khamari Terrell #35 DJ Beckum
#15 Solomon Davis #36 Timon Davis
#16 Rodrick Pleasant #37 Hunter Roberts
#19 Tyler Turner #39 Dane Sipos
#20 Collin Gill #41 Zach Grisham

Punter (3)

#45 Luke Dunne #92 Ross James

Long Snapper (4)

#43 Luke Basso #94 Keller Stafford
#47 Colson Brunner #96 Nick Duzansky

ROSTER BY GEOGRAPHY

California (30)

#1 Hutson, #2 Bryant Jr., #6 Florence, #7 Stephens IV, #10 Uiagalelei, #11 Franklin, #13 Addison, #15 S. Davis, #16 Pleasant, #18 Funa, #21 Martin, #25 Reed, #27 Austin, #30 Barksdale, #33 Williams, #50 Aumavae, #54 Mixon, #56 Moore, #61 Ja. Dickey, #66 Boulton, #71 Silva, #74 Jones, #77 Wooten, #79 Moala, #83 Delgado, #85 Brashear, #90 Shipley, #93 Meadors, #95 Ware-Hudson, #99 Ju. Dickey

Oregon (22)

#12 Thomas, #14 Lowe, #23 Bynum, #28 Boettcher, #32 Winston, #36 Davis, #39 Sipos, #41 Grisham, #42 Ludwick, #43 Basso, #45 Burke, #46 Allers, #60 Rossi, #62 Whipple, #63 Wright, #64 Delgado, #67 CressAllen, #69 Jaramillo, #70 Pickard, #82 Walker, #84 Williams, #88 Herbert

Texas (9)

#14 Terrell, #16 Novosad, #19 Turner, #28 Alford, #29 Porter, #80 Cozart, #91 Bowns III, #94 Stafford, #99 Green

Hawaii (8)

#29 Haasenritter, #31 DeCambra, #38 Straton, #44 Tuioti, #72 I. Laoulu, #73 K. Rogers, #75 F. Laloulu, #86 Anderson

Washington (6)

#27 Limar, #47 Brunner, #52 Iuli, #52 Roberts, #76 Conerly Jr., #98 Boyle

Arizona (4)

#13 Thompson, #17 Kasper, #22 Soelle, #93 Gardner

Florida (4)

#3 Dorlus, #5 Holden, #37 Roberts, #78 Wilson

Illinois (4)

#0 Irving, #47 E. Williams, #55 Harper II, #96 Duzansky

Maryland (4)

#5 Jackson, #12 David, #20 Gill, #87 Reames

Utah (4)

#2 Bassa, #54 Angilau, #55 Taimani, #58 Powers-Johnson

Alabama (3)

#10 Nix, #11 Bridges, #15 Johnson

Georgia (3)

#6 Whittington, #9 Hill, #24 Morrow

Mississippi (3)

#24 Dowdell, #35 Beckum, #92 R. James

Missouri (3)

#8 Manning, #44 Grace, #89 Shepard

New York (3)

#65 Cornelius, #81 Kelly, #98 C. Rogers

North Carolina (3)

#49 Lewis, #50 Strother, #61 Simmons

Colorado (2)

#3 Ferguson, #17 Purchase

Ohio (2)

#4 Jacobs, #68 Mims

Australia (1)

#45 Dunne

Germany (1)

#27 Vidackovic

Idaho (1)

#18 Sadiq

Kansas (1)

#25 Cobbins

Michigan (1)

#58 Washington

Tennessee (1)

#20 J. James

Nebraska (1)

#26 D. Jackson

Pennsylvania (1)

#0 Ty. Johnson

South Carolina (1)

#1 Burch

Tonga (1)

#59 Pome'e

PRONUNCIATIONS

PLAYERS

Junior **Angilau**.....ON-gee-lau
Popo Aumavae.....poe-poe / ah-moo-VYE
Bryce **Boettcher**.....BETCH-er
Trikweze Bridges.....TRY-kwez
Ajani Cornelius.....uh-JOHN-ee
Timon Davis.....tim-ON
Jurrion Dickey.....jury-on
Brandon **Dorlus**.....door-lus
Dante **Dowdell**.....Dow-DELL
Luke **Dunne**.....Done
Mase Funa.....mace / foo-nuh
My'Keil Gardner.....my-kell
Kilohana Haasenritter.....key-low-HA-na / HOSS-en-ritt-er
Dave **Iuli**.....EYE-ool-ee
Devon Jackson.....Dev-in
Bailey **Jaramillo**.....jer-uh-mill-oh
Faaope Laloulu.....fa-oh-pay / la-low-ooH-loo
Iapani Laloulu.....ee-uh-pawn-ee / la-low-ooH-loo
Jayden **Limar**.....luh-mar
Lipe Moala.....lee-peh / mo-la-luh

Tevita Pome'e.....tuh-VEET-uh / po-MAY-ay
Kawika Rogers.....Kuh-vee-ka
Kanen Rossi.....KANE-in / ross-E
Kenyon Sadiq.....ken-yen suh-deek
Dane **Sipos**.....see-pis
Connor **Soelle**.....SOUL-ee
Nishad Strother.....nuh-shod / strother (like brother)
Taki Taimani.....TAH-kee / Tie-MA-nee
Khamari Terrell.....Kuh-MAR-ee / Ter-EL
Teitum Tuioti.....Tay-tum / TOO-ee-oh-tee
Matayo Uiagalelei.....muh-tay-oh / ooh-ee-ahn-guh-luh-lay
Marko **Vidackovic**.....vi-DOTCH-ko-vitch
Gernorris Wilson.....juh-nor-iss
Emar'rion Winston.....Eh-MAR-ee-on

COACHES

Tosh **Lupoi**.....Loo-poy
Demetrice Martin.....Duh-MEE-tris
A'Lique Terry.....uh-LEEK
Tony **Tuioti**.....TOO-ee-oh-tee



COACHING STAFF

Table with 4 columns: Name, Position, UO Experience, Alma Mater. Lists coaching staff members including Dan Lanning, Will Stein, Tosh Lupoi, Junior Adams, Chris Hampton, Joe Lorig, Carlos Locklyn, Demetrice Martin, Drew Mehringer, A'Lique Terry, Tony Tuioti, and Wilson Love.



Dan Lanning



Will Stein



Tosh Lupoi




Junior Adams



Chris Hampton



Joe Lorig



Carlos Locklyn



Demetrice Martin



Drew Mehringer



A'Lique Terry



Tony Tuioti



Wilson Love

SUPPORT STAFF

Senior Support Staff

Marshall Malchow Chief of Staff
Jeff Hawkins Sr. Assoc. AD of HDC Admin. & Ops
Matt Noyer Assistant AD of Football Operations
Kodi Look Director of Football Operations
Cassidy Noyer Director of External Relations
Eden Mahina Director of Player Academic Development
Osman Kamara Director of Player Development
Karl Holmes Assistant Director of Player Development

Recruiting

Tyler Dean Director of Scouting
JR Moala Director of Recruiting Operations
Pat Biondo Director of Recruiting Strategy
Lydia Gibbs Director of On-Campus Recruiting
Jake Kaneda Onboarding Coordinator/Assistant Director of Personnel
Brian Bachman Assistant Director of Player Personnel
Ryan Brosnan Assistant Director of Player Personnel
Drew House Assistant Director of Player Personnel
Coby Sayyah Assistant Director of Player Personnel
Alex Bullock Assistant Director of Recruiting
Blake Redmond Recruiting Assistant

Strength & Conditioning

Jarwarski Beckum Director of Speed & Performance
Shaud Williams Assistant Head Strength & Conditioning Coach
Mark Davis Assistant Strength & Conditioning Coach
Christian Tupou Assistant Strength & Conditioning Coach

Graduate Assistants

Cutter Leftwich Graduate Assistant - Offense
Colin Lockett Graduate Assistant - Offense
Rashad Wadood Graduate Assistant - Defense
Tony Washington Jr. Graduate Assistant - Defense

Analysts

Mike Cavanaugh Offensive Analyst
Steven Haunga Offensive Analyst
Koa Ka'ai Offensive Analyst
Antonio Parks Offensive Analyst
Jordan Salkin Offensive Analyst
Jack Smith Offensive Analyst
Kamran Araghi Defensive Analyst
Dante Bartee Defensive Analyst
Connor Boyd Defensive Analyst
Skyler Jones Defensive Analyst
Brian Michalowski Defensive Analyst
Josh Robinson Special Teams Analyst

Video & Creative

Steve Pohl Video Production Coordinator
Gio Aguilar Video Coordinator
Amy Behr Assistant Video Coordinator
Josh Heim Director of Digital Media
Jackie Mikula Senior Content Designer

Equipment


Kenny Farr Football Equipment Administrator
Devin Cramer Equipment Manager

Athletic Training

Dr. Craig Davidson Team Physician
Kevin Steil Head Athletic Trainer
Stephanie Brooks Athletic Trainer
Travis Halseth Athletic Trainer
Lani Jo Hernandez Athletic Trainer

Sports Performance & Nutrition

Jordan Troester Director of Performance & Sports Science
Ben Mckay Sports Science Coordinator
Brenna Sleggs Senior Sports Dietitian
Bailey Veitenheimer Assistant Sports Dietitian



QUICK HITS: QB BO NIX

CAREER

- » The most experienced starting quarterback in college football with 51 career starts, two away from the all-time record of 53 held by Jake Browning (Washington) and Clayton Thorson (Northwestern).
- » Surpassed 1,000 career completions last week vs. Colorado; Tied with Baker Mayfield for No. 29 all-time with 1,026.
- » Tied with Zac Dysert for No. 42 in NCAA history with 12,013 career passing yards.
- » No. 2 among active QBs with 33 rushing touchdowns; 15 rushing TDs in 17 games as a Duck.

2023 SEASON

- » No. 2 in the FBS with a 79.4 completion percentage (104-of-131), and No. 13 with a 180.53 passer rating.
- » Tied for ninth in the nation with 11 passing touchdowns, and No. 15 with 292.3 passing yards per game.
- » 28-of-33 for 276 yards and three touchdowns last week vs. Colorado, and added first rushing TD of the season.
- » Named the Pac-12 Offensive Player of the Week after completing 32-of-44 passes for 359 yards and two touchdowns in Oregon's comeback win at Texas Tech on Sept. 9. Also led Ducks with 46 rushing yards.
- » 32 completions at TTU tied for seventh-most in UO single-game history; fourth career game with 30-plus completions.
- » 23-of-27 for 287 yards and three touchdowns in season opener vs. Portland State.
- » 85.2 completion percentage vs. PSU was his best as a Duck and second-best in UO single-game history.
- » 84.8 completion percentage vs. Colorado tied for third-best in UO single-game history, giving him four of the top seven completion-percentage performances in program history.

2022 SEASON

- » No. 5 in the FBS with 44 total touchdowns (29 passing, 14 rushing, 1 receiving), and No. 12 with 315.6 total yards per game.
- » No. 1 among all FBS quarterbacks with 14 rushing touchdowns, tied for No. 2 in the Pac-12 and No. 16 in the nation.
- » No. 2 nationally with a UO single-season record 71.9 completion percentage (294-of-409), and No. 7 with a 165.65 passer rating.
- » The only FBS player in 2022 and just the eighth since 2000 with at least 29 TDs passing and 14 rushing in a season.

QUICK FACTS

UNIVERSITY OF OREGON

Location: Eugene, Ore.
Enrollment: 24,500
Founded: 1876
Colors: Green and Yellow
Nickname: Ducks
Conference: Pac-12 Conference
President: John Karl Scholz
Director of Athletics: Rob Mullens

FOOTBALL INFORMATION

First Year of Football: 1894
Years of Football: 128th Season
All-Time Record: 697-509-46
Conference Record: 348-332-20
Pacific Coast Record (1916-1958): 107-122-17
Pac-8 Record (1964-77): 21-63-1
Pac-10 Record (1978-2010): 144-117-2
Pac-12 Record (Since 2011): 75-30
Pac-12 Championship Game: 4-1 (2011, 14, 19, 20, 21)
All-Time Bowl Record: 16-20

AUTZEN STADIUM

Opened: 1967
Capacity: 54,000
Playing Surface: FieldTurf Core Vertex
Total Seasons: 56
Winning Seasons (Over .500): 39
Unbeaten Seasons (Years): 10 (1990, 1998, 1999, 2000, 2009, 2010, 2013, 2019, 2020 & 2021)
All-Time Record: 228-101-5
Conference Record: 131-85-2
Pac-8 Record (1964-77): 10-25
Pac-10 Record (1978-2010): 78-49-2
Pac-12 Record (Since 2011): 43-11
Nonconference Record: 95-16-3
Longest Win Streak (Years): 23 (1997-2001, 2018-2022)
Longest Conference Win Streak (Years): 17 (2018-2022)
Longest Nonconference Win Streak (Years): 32 (2009-Present)

TEAM NOTES

LAST TIME VS. STANFORD

Oregon rushed for a whopping 351 yards in a 45-27 win over Stanford on Oct. 1, 2022, at Autzen Stadium, beating the Cardinal in Eugene for the first time since 2014. UO averaged a whopping 9.5 yards per carry, the program's highest average vs. a FBS team since at least 1971. **BO NIX** led the way with a career-high 141 rushing yards with two touchdowns on just five carries - averaging an incredible 23.5 yards per carry on the strength of a career-long 80-yard touchdown run - and also threw for two scores. **BUCKY IRVING** rushed for 97 yards on just 10 carries, and **TROY FRANKLIN** caught four passes for 52 yards and a touchdown. **BRYAN ADDISON** led the Ducks defensively with eight tackles, and **BRANDON DORLUS** shined with a career-high 2.0 sacks and 3.0 tackles for loss.

STARTING FAST

The Ducks' 35 first-half points last week vs. Colorado continued Oregon's early-season trend of getting off to terrific starts. Oregon leads the nation in both first-quarter scoring (18.5 PPG) and first-half scoring (34.25 PPG), and ranks second in second-quarter scoring (15.75 PPG). The Ducks also own the nation's best point differential in the first half (+28.5), and rank second in scoring differential in both the first half (+15) and second quarter (+13.5). Defensively, Oregon is allowing just 2.25 points per game in the second quarter to rank fourth in the nation, and its 5.75 first-half scoring average against is No. 16 in the FBS.

- » Oregon scored 50 points in the first half vs. Portland State in the season opener - its most in a half since scoring 52 in the first half against Oregon State in 2017, and tied for the fourth-most in a half by UO since 1948.
- » UO has scored at least 30 points in the first half in three of its four games.
- » The Ducks have allowed just one touchdown in the second quarter this season.
- » Oregon has also held its opponent scoreless in the third quarter three times in four games.

ALL ABOUT THE BALL

Oregon has committed just one turnover so far this season, tied for second-fewest in the nation, and is one of 16 schools yet to lose a fumble. The Ducks are tied for ninth in the FBS with a plus-5 turnover margin, headlined by four takeaways (three interceptions and a fumble recovery) in their Week 2 win at Texas Tech. An emphasis on the ball has been a trend under head coach **DAN LANNING**, after Oregon ranked 15th nationally with a plus-9 turnover margin in his first season in 2022. In 17 games under Lanning (14-3), UO has committed just 13 total turnovers with 27 takeaways.

FRESH FACES

The 2023 Ducks feature 63 total newcomers, making up 49.6 percent of the 127-player roster. Among those 63 newcomers are 18 transfers who combined to make 213 starts at the collegiate level prior to arriving in Eugene, as well as a group of freshmen that made up a consensus top-10 recruiting class in the nation. Oregon's 63 newcomers are tied for the third-most in the nation with Oklahoma State, trailing only Colorado (88) and Arizona State (79).

- » Oregon has played 40 total newcomers through the first four games, including 37 in the season opener.
- » Six newcomers have started each of the first four games - **WR GARY BRYANT JR., DE JORDAN BURCH, OL AJANI CORNELIUS, DB KHYREE JACKSON, WR TEZ JOHNSON AND DB TYSHEEM JOHNSON.**
- » 26 true freshmen have seen action so far for the Ducks, including 25 against Portland State.
- » Five true freshmen have played in each of the first four games - **OL IAPANI LALOULU, DB COLE MARTIN, OLB MATAYO UIAGALELEI, OLB BLAKE PURCHASE AND TE KENYON SADIQ.**





TEAM NOTES

STREAKING INTO 2024

The Ducks' win over Hawai'i on Sept. 16 ensured they will bring the nation's longest active nonconference home winning streak into the 2024 season. After taking over the top spot with Alabama's loss to Texas in Week 2, Oregon pushed its streak to 32 games with its 55-10 victory over the Rainbow Warriors. The Ducks have not lost a nonconference home game since Sept. 20, 2008, and have been dominant overall in Autzen Stadium in that span with an 83-11 (.883) record at home since the start of the 2009 season. UO is 36-3 (.923) at home since the start of the 2017 season, and 24-1 (.960) since the start of 2019. Oregon matched the longest overall home win streak in program history last season at 23 in a row before falling to No. 25 Washington on Nov. 12, and secured the longest conference home win streak in program history at 17 games.

Active Home Nonconference Winning Streaks (Last home nonconference loss)

- 1. Oregon - 32 (9/20/2008)
2. Utah - 30 (9/8/2007)
3. Penn State - 24 (9/21/2013)
4. Michigan - 22 (9/20/2014)
West Virginia - 22 (9/24/2011)

DUCKS STORM BACK FOR MILESTONE VICTORY

Trailing 27-18 through three quarters, the Ducks erupted for 20 fourth-quarter points on Sept. 9 to avoid heartbreak and escape Lubbock with a 38-30 win over Texas Tech. BUCKY IRVING's rushing touchdown on the second play of the fourth got Oregon within two, and the UO defense forced a turnover on downs when Texas Tech tried to go for it on fourth down in its own territory. CAMDEN LEWIS put Oregon up 28-27 with a field goal before the Red Raiders responded with one of their own to regain the lead, but BO NIX marched the offense down the field and once again set Lewis up for a field goal that gave Oregon a 31-30 lead with 1:10 remaining. Former UO quarterback Tyler Shough looked poised to lead Texas Tech down the field for a game-winning field goal, but BRANDON DORLUS applied pressure and forced Shough into a pick-six by JEFFREY BASSA that all but sealed the win for the Ducks. Shough and TTU made one final comeback attempt, but BRYAN ADDISON pulled in an interception at the goal line and sent Oregon back to Eugene with a victory.

- » Oregon's first true road-win over a Big 12 team, and first true road win over a nonconference Power 5 team since 2021 (Ohio State).
» First regular-season win over a Big 12 team since 2006 (Oklahoma).
» First win in Texas since the 2013 Alamo Bowl (Texas), and first regular-season win in Texas since the 2005 season opener (Houston).

THEY WON BY HOW MUCH?

74 points! Oregon's 81-7 season-opening win over Portland State marked the fourth-largest margin of victory in program history, and the largest since a 97-point win over Willamette in 1916. The Ducks set the modern-day program scoring record and the Autzen Stadium scoring record, becoming the first FBS team since 2015 and just the 12th since 1996 to eclipse 80 points in a game. Oregon scored 50 points in the first half, its most in a half since scoring 52 in the first half against Oregon State in 2017, and tied for the fourth-most in a half by UO since 1948.

80-Point Games Since 1996

- 1. Western Kentucky - 87 vs. West Virginia Tech (9/8/2007)
2. Oklahoma State - 84 vs. Savannah State (9/1/2012)
3. Wisconsin - 83 vs. Indiana (11/13/2010)
Arkansas State - 83 vs. Texas Southern (9/6/2008)
5. TCU - 82 vs. Texas Tech (10/25/2014)
Florida - 82 vs. Central Michigan (9/6/1997)
7. Oregon - 81 vs. Portland State (9/2/2023)
8. UNLV - 80 vs. Idaho State (9/26/2015)
Florida State -80 vs. Idaho (11/23/2013)
North Carolina - 80 vs. Old Dominion (11/23/2013)
Texas Tech - 80 vs. Sam Houston State (9/17/2005)
West Virginia - 80 vs. Rutgers (11/03/2001)

Largest Margin of Victory in Oregon History

- 1. 114 vs. Puget Sound (10/22/1910)
2. 97 vs. Willamette (10/7/1916)
3. 95 vs. Portland (1898)
4. 74 vs. Portland State (9/2/2022)
5. 72 vs. New Mexico (9/4/2010)
6. 70 vs. Pacific (11/21/1902)
7. 69 vs. Portland State (9/18/2010)
8. 63 vs. Nicholls (8/31/2013)
9. 62 vs. Nevada (9/18/1999)
10. 61 vs. Willamette (10/30/1914)

FAMILY AFFAIR

The Ducks' 2023 roster features a handful of family connections.

- » Transfer wide receiver TEZ JOHNSON is the adopted brother of quarterback BO NIX.
» Transfer offensive lineman JUNIOR ANGLAU is the cousin of senior defensive lineman TAKI TAIMANI.
» Freshman offensive lineman IAPANI LALOULU is the younger brother of junior offensive lineman FAAOPE LALOULU.
» Freshman defensive back COLE MARTIN is the son of cornerbacks coach DEMETRICE MARTIN.
» Freshman outside linebacker TEITUM TUIOTI is the son of defensive line coach TONY TUIOTI.

DUCK TRENDS

Table with columns: Overall, Pac-12, Streak. Rows include Record (4-0), At Home (3-0), On the Road (1-0), Neutral (0-0), August (0-0), September (4-0), October (0-0), November (0-0), December (0-0), vs. Unranked Opponents (3-0), vs. Ranked Opponents (1-0).

Record in Games... Decided by 7 pts or less (0-0), Decided by 3 pts or less (0-0), During the day (2-0), At night (2-0).

Record When Scoring... Less than 21 points (0-0), 21+ points (4-0), 30+ points (4-0), 40+ points (3-0), 50+ points (2-0).

Record When Allowing... Less than 14 points (3-0), Less than 24 points (3-0), 24+ points (1-0).

Record When... Scoring first (3-0), Opponents score first (1-0), Leading after the 1st qtr (4-0), Trailing after the 1st qtr (0-0), Tied after the 1st qtr (0-0), Leading at halftime (4-0), Trailing at halftime (0-0), Tied at halftime (0-0), Leading after the 3rd qtr (3-0), Trailing after the 3rd qtr (1-0), Tied going into the 4th qtr (0-0), In overtime games (0-0).

Record With... 400+ yards total offense (4-0), 500+ yards total offense (3-0), Less than 100 yards rushing (0-0), 100+ yards rushing (4-0), 200+ yards rushing (3-0), 250+ yards rushing (1-0), 300+ yards rushing (1-0), Less than 200 yards passing (0-0), 200+ yards passing (4-0), 300+ yards passing (3-0), 400+ yards passing (0-0), A 100-yard rusher (1-0), 2+ 100-yard rushers (0-0).

Record When Allowing... Less than 200 total yards (1-0), 200+ total yards (3-0), 300+ total yards (1-0), 400+ total yards (1-0), Less than 100 rush yards (2-0), 100+ rush yards (2-0), 200+ rush yards (0-0), Less than 200 pass yards (3-0), 200+ pass yards (1-0), 300+ pass yards (0-0), 400+ pass yards (0-0), A 100-yard rusher (1-0).

Record When Having... No turnovers (3-0), 1-2 turnovers (1-0), 3 or more turnovers (0-0), No takeaways (1-0), 1-2 takeaways (2-0), 3 or more takeaways (1-0), Win turnover battle (3-0), Lost turnover battle (1-0), Turnovers even (0-0), More than 30:00 TOP (3-0), Less than 30:00 TOP (1-0).



CAREER & GBG STATS

CAREER PASSING

	COMP	ATT	PCT	YDS	TD	INT	LNG
2019 (AUB)	217	377	57.6	2,542	16	6	78
2020 (AUB)	214	357	59.9	2,415	12	7	91
2021 (AUB)	197	323	61.0	2,294	11	3	71
2022	294	409	71.9	3,593	29	7	67
2023	104	131	79.4	1,169	11	1	72
TOTAL	1,026	1,597	64.2	12,013	79	24	91

CAREER RUSHING

	GP	GS	CAR	YDS	AVG.	TD
2019 (AUB)	13	13	97	313	3.2	7
2020 (AUB)	11	11	108	388	3.6	7
2021 (AUB)	10	10	57	168	3.0	4
2022	13	13	89	510	5.7	14
2023	4	4	16	69	4.3	1
TOTAL	51	51	367	1,448	3.9	33

2023 GAME-BY-GAME PASSING

	COMP	ATT	PCT	YDS	TD	INT	LNG
PORTLAND STATE	23	27	85.2	287	3	0	33
at Texas Tech	32	44	72.7	359	2	0	72
HAWAII	21	27	77.8	247	3	0	49
#19 COLORADO	28	33	84.8	276	3	1	36
at Stanford							
at Washington							
WASHINGTON STATE							
at Utah							
CALIFORNIA							
USC							
at Arizona State							
OREGON STATE							
TOTAL	104	131	79.4	1,169	11	1	72

2023 GAME-BY-GAME RUSHING

	CAR	YDS	AVG.	TD
PORTLAND STATE	0	0	0.0	0
at Texas Tech	9	46	5.1	0
HAWAII	2	14	7.0	0
#19 COLORADO	5	9	1.8	1
at Stanford				
at Washington				
WASHINGTON STATE				
at Utah				
CALIFORNIA				
USC				
at Arizona State				
OREGON STATE				
TOTAL	16	69	4.3	1

Full career game-by-game stats on page 44

CAREER HIGHS

Completions	33 at Washington State (9/24/22)
Attempts	50 vs. Georgia (11/16/19)
Completion Percentage	90.9 (20-for-22) vs. Akron (9/4/21)
Passing Yards	428 at Washington State (9/24/22)
TD Passes	5 (2x) last vs. #9 UCLA (10/22/22)
Interceptions	3 (2x) last at South Carolina (10/17/20)
Long Pass	91 vs. LSU (10/31/20)
Rushes	15 at South Carolina (10/17/20)
Rushing Yards	141 vs. Stanford (10/1/22)
Rushing TDs	3 (3x), last at California (10/29/22)
Long Rush	80 vs. Stanford (10/1/22)

QB BO NIX

EXPERIENCE UNDER CENTER

Oregon boasts the nation's most experienced signal caller in **BO NIX**, who returned to Eugene for his fifth and final season of eligibility following a tremendous first year with the Ducks. Nix leads all active FBS quarterbacks with 51 career starts, just two away from the all-time NCAA record of 53 held by Jake Browning (Washington, 2015-18) and Clayton Thorson (Northwestern, 2014-18). Nix is tied with Baker Mayfield for No. 29 all-time in career completions (1,026) after passing the 1,000 mark last week vs. Colorado, and he is tied for No. 42 all-time with 12,013 career passing yards. Among active quarterbacks, Nix ranks second in career rushing touchdowns (33), second in total yards of offense (13,461), second in completions, third in total touchdowns (113), third in pass attempts (1,597), third in passing yards, sixth in passing touchdowns (79), 12th in rushing yards (1,448) and 17th in completion percentage (64.2).

NCAA All-Time Completion Leaders

Rk	Player	Years (Last School)	Comp.
22.	Brent Stockstill	2014-18 (Middle Tennessee State)	1,054
23.	Shane Carden	2012-14 (East Carolina)	1,052
24.	Kenny Pickett	2017-21 (Pittsburgh)	1,045
25.	Mason Fine	2016-19 (North Texas)	1,039
26.	Brett Rypien	2015-18 (Boise State)	1,035
	Keith Wenning	2010-13 (Ball State)	1,035
28.	Chris Redman	1996-99 (Louisville)	1,031
29.	Bo Nix	2019-23 (Oregon)	1,026
	Baker Mayfield	2013-17 (Oklahoma)	1,026
31.	Sam Hartman	2018-23 (Notre Dame)	1,025
32.	Brandon Doughty	2011-15 (Western Kentucky)	1,023

NCAA All-Time Passing Yard Leaders

Rk	Player	Years (Last School)	Pass Yds
35.	Matt Barkley	2009-12 (USC)	12,327
36.	Kenny Pickett	2017-21 (Pittsburgh)	12,303
37.	Jake Browning	2015-18 (Washington)	12,296
38.	Jared Goff	2013-15 (California)	12,195
39.	Drew Lock	2015-18 (Missouri)	12,193
40.	Brock Purdy	2018-21 (Iowa State)	12,170
41.	Zach Terrell	2013-16 (Western Mich.)	12,100
42.	Bo Nix	2019-23 (Oregon)	12,013
	Zac Dysert	2009-12 (Miami, OH)	12,013
44.	Clayton Tune	2018-22 (Houston)	11,994
	Nick Mullens	2013-16 (Southern Miss.)	11,994

ONE OF A KIND

Nix was responsible for 57 total touchdowns (39 passing, 18 rushing) in 34 career games while at Auburn, and is just one score away from exceeding that mark with 56 total touchdowns (40 passing, 15 rushing, 1 receiving) in just 17 games as a Duck. The Pinson, Ala., native is the first player in FBS history to be responsible for at least 55 total touchdowns for two different schools, and his 113 total touchdowns responsible for are tied with Taylor Lamb (Appalachian State, 2014-17) and Phillip Rivers (NC State, 2000-03) for No. 41 in NCAA history.

BO CAN'T MISS

After ranking second in the nation and shattering the UO single-season record with a 71.9 completion percentage in 2022, Nix has been even more efficient so far in 2023 while leading Oregon to a 4-0 start. The fifth-year senior has completed 104-of-131 passes for 1,169 yards and 11 touchdowns with just one interception, ranking No. 2 in the FBS with a 79.4 completion percentage. Nix has been especially good early in games, ranking second nationally in first-quarter completions (38) and third in both completions (71) and completion percentage (80.7) in the first half. In home games, Nix is tied for second in the country with an 82.8 completion percentage (72-of-87),

- » No. 7 nationally in completions (104), tied for No. 9 in passing touchdowns (11), and No. 15 in passing yards per game (292.3).
- » 28-of-33 for 276 yards and three TDs last week vs. Colorado, starting the game 11-of-11 and going 22-of-24 in the first half.
- » Named the Pac-12 Player of the Week after going 32-of-44 for 359 yards and two touchdowns on Sept. 9 at Texas Tech.
- » 32 completions tied for the second-most in UO single-game history; fourth career game with 30-plus completions.
- » 23-of-27 for 287 yards and three TDs in season opener vs. Portland State, playing just the first half and one series in second half.
- » 85.2 completion percentage vs. PSU was Nix's best as a Duck and second-best in UO single-game history.
- » 84.8 completion percentage vs. Colorado tied for No. 3 in UO single-game history, giving him four of the top seven marks in Oregon single-game history.
- » First completion of the season went to **TEZ JOHNSON**, Nix's adopted younger brother.
- » 104 completions have gone to 10 different players - four receivers, three running backs and three tight ends.

Nix 2023 Completions By Receiver

Player	Rec.	Yds	TD	Long	Player	Rec.	Yds	TD	Long
Troy Franklin	25	418	5	72	Traeshon Holden	9	83	1	32
Tez Johnson	15	203	3	49	Noah Whittington	8	58	0	31
Bucky Irving	15	114	0	25	Patrick Herbert	4	57	0	23
Terrance Ferguson	11	80	0	30	Jordan James	4	24	0	9
Gary Bryant Jr.	10	119	1	31	Casey Kelly	3	13	1	6

LOVIN' AUTZEN

Nix has been phenomenal in nine career games at Autzen Stadium, completing 195-of-260 (75.0) passes for 2,319 yards and 26 touchdowns with just two interceptions while also rushing for six scores. This season, Nix is tied for second in the nation with an 82.8 completion percentage (72-of-87) in home games, and ranks fifth in completions (72).





QB BO NIX

BILLBOARD BO

Oregon's quarterback has been a national topic this fall, with giant billboards featuring Nix popping up in both New York and Dallas. The billboards kept Nix and the Ducks in the national headlines throughout the month of August, and ramped up the excitement for the 2023 season. The 'BoDacious' movement took over Autzen Stadium last week vs. Colorado, with t-shirts and signs passed out throughout the stadium. "It's a lot bigger than me," Nix said of the billboards and campaign. "It is a blessing to be in that opportunity and be in that position. I couldn't have done it without my teammates first of all, to even be in this situation where someone wants to do this for me. It speaks to the university. It speaks to the football program. It speaks to how prestigious it is to go to a place like Oregon. At one time you're on one side and you get to a school like Oregon and then things change and your story changes. I'm just blessed."

NIX DOES IT ALL IN 2022

Nix was one of the nation's most dynamic players in 2022, playing himself into the thick of the Heisman Trophy conversation before being slowed by a late-season injury. Nix was arguably the nation's top dual-threat quarterback - he was the only player in the country to record at least 3,500 passing yards, 500 rushing yards, 25 passing touchdowns and 10 rushing touchdowns. He accounted for multiple touchdowns in 11 of 13 games, headlined by a career-high six (3 passing, 3 rushing) at California and a unique five (2 passing, 2 rushing, 1 receiving) at Colorado.

- » No. 5 in the FBS in total touchdowns (44 - 29 passing, 14 rushing, 1 receiving) while ranking fourth in points responsible for per game (20.5) and fifth in points responsible for (266).
- » Led all FBS quarterbacks with a career-high 14 rushing touchdowns, tied for 16th nationally among all players.
- » No. 12 nationally with 315.6 total yards of offense per game and No. 5 with 8.24 total yards per play.
- » All 44 touchdowns came after week one, second only to Heisman Trophy winner Caleb Williams (54) during that stretch.
- » One of five FBS QBs with at least three passing TDs and three rushing TDs in a single game, joining Jayden Daniels (LSU), John Ryhs Plumlee (UCF), Michael Pratt (Tulane) and Diego Pavia (New Mexico State).
- » Just the fourth Oregon QB ever with three passing TDs and three rushing TDs in a game, joining Jeremiah Masoli (2009), Kellen Clemens (2004) and Joey Harrington (2001).
- » One of three Pac-12 players with six total touchdowns in a game (Jayden de Laura & Dorian Thompson-Robinson).
- » Four games with multiple touchdowns both passing and rushing.
- » Caught an 18-yard touchdown pass from running back **BUCKY IRVING** in Oregon's win at Colorado, joining Bowling Green's Josh Harris (2001) as the only FBS players to have two passing TDs, two rushing TDs and a receiving TD in a single game.

HISTORIC PRODUCTION

Nix was the only FBS quarterback last season and just the eighth since 2000 to have at least 29 passing touchdowns and 14 rushing touchdowns in a season, joining Jalen Hurts (2019, Oklahoma), D'Eriq King (2018, Houston), Lamar Jackson (2016, Louisville), Marcus Mariota (2014, Oregon), Bryce Petty (2013, Baylor), Cam Newton (2010, Auburn) and Tim Tebow (2007, Florida).

GO BO GO!

Oregon's quarterback was one of the nation's most dangerous runners with the football last season, regardless of position. Nix led all FBS quarterbacks with 14 rushing touchdowns, just one shy of the Oregon single-season record for a quarterback. He rushed for three touchdowns in a game three times (vs. BYU, at Arizona, at Cal), becoming the first Oregon QB ever and the only FBS QB in 2022 to accomplish that feat. He exploded for a career-high 141 yards on just six carries (23.5 YPC) vs. Stanford with a career-long 80-yard touchdown run, the longest by a UO QB since 2015. Nix was effective with his legs once again in last week's win at Texas Tech, leading Oregon with 46 rushing yards and converting on four third downs with his legs.

- » 141 rushing yards vs. Stanford in 2022 were the most by a Duck QB since Jeremiah Masoli in 2009.
- » First FBS QB to average 23.0+ YPC on 5+ carries in a game since Denard Robinson in 2010, and just the third since 1996.
- » The only FBS quarterback with four games of multiple touchdowns both passing and rushing in 2022.
- » One of 19 active FBS quarterbacks with at least 1,000 career rushing yards.
- » Seven career games with multiple rushing TDs (five in 2022).

HE CAN SLING IT

While his running ability largely stole the headlines last season, Nix also put together the most effective passing season of his career. He set career-highs for completions (294), passing yards (3,593) and passing touchdowns (29), and he threw multiple touchdowns in 10 of 13 games including a career-high five TD passes against both Eastern Washington and No. 9 UCLA. Nix surpassed 400 passing yards twice, including a career-high 428 yards on a career-high 33 completions with three touchdowns in Oregon's comeback win at Washington State.

- » Joined Justin Herbert (2019) and Marcus Mariota (2014) as the only Oregon QBs to throw five touchdowns multiple times in a season; one of nine FBS quarterbacks to do so last season.
- » Career-high 33 completions at WSU tied for the fifth-most in Oregon single-game history.
- » 412 yards vs. Cal were the most ever by an Oregon quarterback vs. the Golden Bears.
- » 28-of-33 (84.8%) vs. Eastern Washington, the second-best completion percentage in UO single-game history.
- » 294 completions were spread out between 15 different receivers, and his 29 TDs went to 12 different players.

FULL CIRCLE

Oregon fans remember Nix from the 2019 season opener, when he led Auburn to a thrilling 27-21 win over the Ducks in his collegiate debut. Nix completed 13-of-31 passes for two touchdowns, including a 26-yard, game-winning TD pass with nine seconds remaining. Nix also rushed seven times for 42 yards.

NUMBERS TO KNOW

13

With 1,026 career completions, Nix is just 13 away from cracking the top 25 in NCAA history.

Nix is 52 rushing yards away from 1,500 in his career. Only eight active FBS QBs have 1,500-plus career rushing yards.

52

85.2

Nix's 85.2 completion percentage (23-of-27) vs. PSU was his best as a Duck and the second-best mark in UO single-game history.

Nix rushed for a career-high 149 yards in last year's win over Stanford, headlined by a career-long 80-yard touchdown run.

149

NIX IN THE RANKINGS

Category	Stat	P12	FBS
Completion Percentage	79.4	1	2
Completions	104	3	7
Passes of 30+ Yards	9	T-3	T-15
Passer Rating	180.53	4	13
Passing Touchdowns	11	T-4	T-9
Passing Yards Per Game	292.3	5	15
Total Yards Per Game	309.5	5	16
Passing Yards	1,169	5	17
Total Yards	1,238	5	19
Passes of 10+ Yards	43	5	T-20
Total Yards Per Play	8.42	5	23
Passes of 20+ Yards	15	6	T-33

AWARDS & HONORS

2023

Regular Season

- » Pac-12 Offensive Player of the Week (Week 2)
- » Davey O'Brien Great 8 List (Week 2)

Preseason

- » Maxwell Award watch list
- » Walter Camp Player of the Year watch list
- » Davey O'Brien National Quarterback Award watch list
- » Manning Award watch list
- » Johnny Unitas Golden Arm Award watch list
- » Reese's Senior Bowl watch list
- » Phil Steele All-America fourth team
- » All-Pac-12 honorable mention
- » Athlon Sports All-Pac-12 third team
- » Phil Steele All-Pac-12 third team
- » Pro Football Focus All-Pac-12 third team

2022

Postseason

- » Pac-12 all-conference honorable mention
- » Pro Football Focus all-Pac-12 third team
- » Phil Steele all-Pac-12 third team

Regular Season

- » Johnny Unitas Golden Arm Award top-five finalist
- » Walter Camp Player of the Year semifinalist
- » Maxwell Award semifinalist
- » Davey O'Brien National Quarterback Award semifinalist
- » 3x Pac-12 Offensive Player of the Week
- » 3x Rose Bowl Pac-12 Player of the Week
- » 3x Manning Award Star of the Week
- » 2x Maxwell Award Player of the Week
- » 2x Reese's Senior Bowl Offensive Player of the Week



BO NIX IN THE OREGON RECORD BOOK

SINGLE GAME

COMPLETIONS

Rk	Comp.	Name	Date
1.	41	Danny O'Neil vs. Penn State	1/2/95
2.	36	Kellen Clemens vs. Washington	10/15/05
	36	Kellen Clemens at Washington State	10/9/04
4.	35	Akili Smith at Oregon State	11/21/98
5.	33	Bo Nix at Washington State	9/24/22
	33	Chris Miller at USC	10/4/96
7.	32	Bo Nix at Texas Tech	9/9/23
	32	Kellen Clemens vs. Minnesota	12/31/03
9.	31	Justin Herbert vs. Arizona State	10/29/16
	31	Dennis Dixon vs. California	9/29/07
	31	Danny O'Neil vs. Stanford	11/13/93
	31	Bill Musgrave vs. San Diego State	9/8/90

PASSING TOUCHDOWNS

Rk	TDs	Name	Date
1.	6	Justin Herbert at California	10/21/16
	6	Vernon Adams Jr. vs. USC	11/21/15
	6	Marcus Mariota at California	11/10/12
	6	Darron Thomas vs. Nevada	9/10/11
	6	Joey Harrington vs. Arizona State	11/3/01
	6	Joey Harrington at Arizona State	10/28/00
	6	Danny O'Neil at Stanford	11/12/94
8.	5	Bo Nix vs. UCLA	10/22/22
	5	Bo Nix vs. Eastern Washington	9/10/22
	5	Justin Herbert vs. Montana	9/14/19
	5	Justin Herbert vs. Nevada	9/7/19
	5	Justin Herbert vs. Bowling Green	9/1/18
	5	Marcus Mariota at California	10/24/14
	5	Marcus Mariota at Washington State	9/20/14
	5	Marcus Mariota at Colorado	10/5/13
	5	Jason Maas at Stanford	9/27/97

COMPLETION PERCENTAGE (min. 20 attempts)

Rk	Pct.	Name	Date
1.	.870	Marcus Mariota at USC (20-23)	11/3/12
2.	.852	Bo Nix vs. Portland State (23-27)	9/2/23
3.	.848	Bo Nix vs. Colorado (28-33)	9/23/23
	.848	Bo Nix vs. Eastern Washington (28-33)	9/10/22
5.	.840	Marcus Mariota at Washington St. (21-25)	9/20/14
	.840	Jeremiah Masoli vs. California (21-25)	9/26/09
7.	.833	Bo Nix at Colorado (20-24)	11/5/22
8.	.826	Marcus Mariota vs. Wyoming (19-23)	9/13/14
9.	.821	Anthony Brown vs. Oregon St. (23-28)	11/27/21
10.	.818	Marcus Mariota vs. Arkansas St. (18-22)	9/1/12

QB 100-YARD RUSHING GAMES (all shown)

Rk	GMs	Name	Date
1.	173	Reggie Ogburn at Oregon State	11/15/80
2.	170	Jeremiah Masoli vs. UCLA	10/11/08
3.	164	Jeremiah Masoli vs. USC	10/31/09
4.	143	Reggie Ogburn at Washington State	10/27/79
5.	141	Bo Nix vs. Stanford	10/1/22
	141	Dennis Dixon vs. Houston	9/1/07
7.	135	Marcus Mariota at Arizona State	10/18/12
8.	133	Marcus Mariota vs. Texas	12/30/13
9.	123	Anthony Brown vs. Washington State	11/13/21
10.	122	Marcus Mariota at Virginia	9/7/13
11.	117	Darron Thomas vs. Stanford	10/2/10
12.	114	Marcus Mariota at Utah	11/8/14
13.	113	Marcus Mariota vs. Nicholls	8/31/13
14.	108	Reggie Ogburn at Colorado	9/8/79
15.	106	Jeremiah Masoli vs. Oklahoma St.	12/30/08
16.	100	Reggie Ogburn vs. California	10/6/79

SINGLE SEASON

COMPLETIONS

Rk	Comp.	Name	Year
1.	304	Marcus Mariota	2014
2.	294	Bo Nix	2022
3.	286	Justin Herbert	2019
4.	250	Anthony Brown	2021
5.	245	Marcus Mariota	2013
6.	240	Justin Herbert	2018
7.	231	Bill Musgrave	1989
8.	230	Marcus Mariota	2012
9.	223	Kellen Clemens	2004
	223	Danny O'Neil	1993

PASSING YARDS

Rk	Yards	Name	Year
1.	4,454	Marcus Mariota	2014
2.	3,763	Akili Smith	1998
3.	3,665	Marcus Mariota	2013
4.	3,593	Bo Nix	2022
5.	3,471	Justin Herbert	2019
6.	3,224	Danny O'Neil	1993
7.	3,151	Justin Herbert	2018
8.	3,081	Bill Musgrave	1989
9.	2,989	Anthony Brown	2021
10.	2,967	Joey Harrington	2000

PASSING TOUCHDOWNS

Rk	TDs	Name	Year
1.	42	Marcus Mariota	2014
2.	33	Darron Thomas	2011
3.	32	Justin Herbert	2019
	32	Marcus Mariota	2012
	32	Akili Smith	1998
6.	31	Marcus Mariota	2013
7.	30	Darron Thomas	2010
8.	29	Bo Nix	2022
	29	Justin Herbert	2018
10.	27	Joey Harrington	2001

COMPLETION PERCENTAGE (min. 200 attempts)

Rk	Pct.	Name (Comp.-Att.)	Year
1.	.719	Bo Nix (294-409)	2022
2.	.685	Marcus Mariota (230-336)	2012
3.	.683	Marcus Mariota (245-386)	2014
4.	.677	Dennis Dixon (172-254)	2007
5.	.675	Justin Herbert (139-206)	2017
6.	.668	Justin Herbert (286-428)	2019
7.	.649	Vernon Adams Jr. (168-259)	2015
8.	.641	Anthony Brown (250-390)	2021
9.	.640	Kellen Clemens (185-289)	2005
10.	.635	Justin Herbert (162-255)	2016
	.635	Marcus Mariota (245-386)	2013

PASS ATTEMPTS

Rk	Att.	Name	Year
1.	445	Marcus Mariota	2014
2.	428	Justin Herbert	2019
3.	426	Tony Graziani	1995
4.	409	Bo Nix	2022
5.	405	Joey Harrington	2000
6.	404	Justin Herbert	2018
7.	401	Bill Musgrave	1989
8.	390	Anthony Brown	2021
9.	386	Marcus Mariota	2013
10.	372	Kellen Clemens	2004

QB RUSHING TOUCHDOWNS

Rk	TDs	Name	Year
1.	15	Marcus Mariota	2014
2.	14	Bo Nix	2022
3.	13	Jeremiah Masoli	2009
4.	10	Jeremiah Masoli	2008
5.	9	Anthony Brown	2021
	9	Marcus Marioa	2013
	9	Dennis Dixon	2007
8.	7	Joey Harrington	2001
	7	Reggie Ogburn	1980
10.	6	Bryan Bennett	2012
	6	Joey Harrington	2000

QB RUSHING YARDS

Rk	Yards	Name	Year
1.	770	Marcus Mariota	2014
2.	752	Marcus Mariota	2012
3.	718	Jeremiah Masoli	2008
4.	715	Marcus Mariota	2013
5.	668	Jeremiah Masoli	2009
6.	658	Anthony Brown	2021
7.	644	Reggie Ogburn	1979
8.	583	Dennis Dixon	2007
9.	527	Reggie Ogburn	1980
10.	510	Bo Nix	2022

CAREER

TOUCHDOWN PASSES

Rk	TDs	Name	Year
1.	105	Marcus Mariota	2012-14
2.	95	Justin Herbert	2016-19
3.	66	Darron Thomas	2008-11
4.	62	Danny O'Neil	1991-94
5.	61	Kellen Clemens	2002-05
6.	60	Bill Musgrave	1987-90
7.	59	Joey Harrington	1998-01
8.	45	Akili Smith	1997-98
9.	42	Chris Miller	1983-86
10.	40	Bo Nix	2022-Present

COMPLETION PERCENTAGE (min. 500 attempts)

Rk	Pct.	Name	Year
1.	.668	Marcus Mariota (779-1,167)	2012-14
2.	.640	Justin Herbert (827-1,293)	2016-19
3.	.639	Dennis Dixon (444-695)	2004-07
4.	.613	Darron Thomas (449-733)	2008-11
5.	.610	Kellen Clemens (613-1,005)	2002-05
6.	.574	Jeremiah Masoli (312-544)	2008-09
	.574	Bill Musgrave (634-1,104)	1987-90
8.	.566	Akili Smith (323-571)	1997-98
9.	.562	Danny O'Neil (636-1,132)	1991-94
10.	.552	Joey Harrington (512-928)	1998-01
	.552	Chris Miller (560-1,015)	1983-86
	.737	Bo Nix (398-540)	2022-Present

WR TROY FRANKLIN



ELITE TARGET

TROY FRANKLIN is the go-to target for quarterback **BO NIX**, putting together a tremendous 2022 season and picking up right where he left off through the first four games of 2023. Franklin leads the Ducks with 25 catches for 418 yards and five touchdowns, ranking 12th in the nation with 104.5 receiving yards per game. He opened the season with back-to-back 100-yard receiving games vs. Portland State (106) and Texas Tech (103), and added his third 100-yard performance last week vs. Colorado with eight catches for 126 yards and two touchdowns. Franklin enters Saturday's game with at least one reception in 21 consecutive games, and multiple catches in 17 of his last 18 contests.

- » Tied for first in the Pac-12 and sixth in the nation with five touchdown catches.
- » Became the 30th player in program history to surpass 100 career receptions last week vs. Colorado.
- » Six career 100-yard receiving games and three career games with multiple touchdown receptions.
- » At least one touchdown reception in seven of his last eight games; nine touchdowns in that stretch.
- » First Duck since 2020 with back-to-back 100-yard receiving games.
- » Eight consecutive games with at least four receptions, and has at least five receptions in six of those eight games.
- » Tied for second in the nation with three first-quarter TD catches, and No. 4 with 207 first-quarter receiving yards.
- » 55 receptions for 820 yards and 10 touchdowns in last nine games at Autzen Stadium (91.1 YPG).

STELLAR 2022 SEASON

Franklin enjoyed a breakout season as sophomore after playing sparingly as a true freshman, leading Oregon with 61 receptions for 891 yards and nine touchdowns in 2022. The East Palo Alto, Calif., native tied for the Pac-12 lead with nine receiving touchdowns, and he ranked ninth with 68.5 receiving yards per game. Franklin was especially dynamic down the stretch, catching 22 passes for 255 yards and four touchdowns over the final four games.

- » 61 receptions and nine receiving touchdowns both tied for 10th-most in Oregon single-season history.
- » Three 100-yard receiving games, headlined by a career-high 139 yards vs. Washington that included a then-career-long 67-yard touchdown catch.
- » Career-high 10 catches for 84 yards and a touchdown in the 2022 home opener vs. Eastern Washington, becoming the first Duck with double-digit receptions in a game since Johnny Johnson III on Nov. 23, 2019.

NUMBERS TO KNOW

5

Franklin is tied for the Pac-12 lead with five touchdown receptions after matching his career-high with two vs. Colorado.

Franklin has at least one reception in 21 consecutive games, and multiple catches in 17 of his last 18 games.

21

86

86 of **BO NIX's** 398 completions (21.6%) have gone to Franklin, as well as 14 of his 40 passing touchdowns (35.0%).

FRANKLIN IN THE RANKINGS

Category	Stat	P12	FBS
1st Quarter Receiving Yards	177	1	4
1st Quarter Receiving TDs	3	T-1	T-2
Receiving TDs	5	T-1	T-6
Receptions of 30+ Yards	5	T-2	T-8
Receptions of 40+ Yards	2	T-2	T-30
Receptions of 10+ Yards	16	3	T-7
Receiving Yards Per Game	104.5	4	12
Receiving Yards	418	4	14
Receptions Per Game	6.3	6	T-26
Receptions of 20+ Yards	5	T-8	T-52
Yards Per Reception	16.72	10	81

CAREER & GBG STATS

CAREER RECEIVING

	GP	REC	YDS	TD	LNG	YPG
2021	14	18	209	2	30	14.9
2022	13	61	891	9	67	68.5
2023	4	25	418	5	72	104.5
TOTAL	31	104	1,518	16	72	49.0

2023 GAME-BY-GAME RECEIVING

	REC	YDS	TD	LNG
PORTLAND STATE	7	106	2	33
at Texas Tech	6	103	1	72
HAWAII	4	83	0	40
COLORADO	8	126	2	36
at Stanford				
at Washington				
WASHINGTON STATE				
at Utah				
CALIFORNIA				
USC				
at Arizona State				
OREGON STATE				
TOTAL	25	418	5	72

2022 GAME-BY-GAME RECEIVING

	REC	YDS	TD	LNG
vs. Georgia	2	34	0	22
EASTERN WASHINGTON	10	84	1	19
BYU	3	84	0	50
at Washington State	5	137	1	50
STANFORD	4	52	1	28
at Arizona	3	38	0	27
UCLA	8	132	2	49
at California	3	34	0	17
at Colorado	1	41	0	41
WASHINGTON	5	139	1	67
UTAH	4	14	1	7
at Oregon State	8	78	1	18
vs. North Carolina	5	24	1	7
TOTAL	61	891	9	67

2021 GAME-BY-GAME RECEIVING

	REC	YDS	TD	LNG
FRESNO STATE	0	0	0	0
at Ohio State	2	19	0	12
STONY BROOK	2	23	0	15
ARIZONA	1	7	0	7
at Stanford	0	0	0	0
CALIFORNIA	0	0	0	0
at UCLA	3	23	0	10
COLORADO	2	44	1	28
at Washington	0	0	0	0
WASHINGTON STATE	0	0	0	0
at Utah	1	1	0	1
OREGON STATE	2	11	0	13
vs. Utah	1	16	0	16
vs. Oklahoma	4	65	1	30
TOTAL	18	209	2	30

CAREER HIGHS

Receptions.....10 vs. Eastern Washington (9/10/22)
 Receiving Yards.....139 vs. Washington (11/12/22)
 Receiving TDs.....2 (3x) last vs. Colorado (9/23/23)
 Long Reception.....72 at Texas Tech (9/9/23)
 100-Yard Receiving Games.....6, last vs. Colorado (9/23/23)



NUMBERS TO KNOW

Through four games, the Oregon offensive line has allowed just seven quarterback pressures in 151 total pass attempts, according to Pro Football Focus, and three sacks. **RT AJANI CORNELIUS** has yet to allow a pressure in 149 opportunities.

7

88.4

JACKSON POWERS-JOHNSON ranks third among all FBS centers with a Pro Football Focus pass-blocking grade of 89.4, allowing one hurry and one pressure in 150 opportunities. The grade is tops among Power 5 centers.

The Ducks' O-line leads the nation with a 95.4 pass-blocking grade from Pro Football Focus. All five starting offensive linemen have pass-blocking grades over 80.0 - led by **AJANI CORNELIUS** at 89.9.

95.4

5,814

Transfer offensive linemen **JUNIOR ANGI LAU** (Texas), **NISHAD STROTHER** (East Carolina) and **AJANI CORNELIUS** (Rhode Island) combined to start 86 games and play 5,814 career snaps at the college level prior to arriving in Eugene.

Oregon was tasked with replacing 7,838 career snaps from last season's team with the departure of program mainstays Alex Forsyth, T.J. Bass, Malaesala Aumavae-Laulu and Ryan Walk.

7,838

CAREER SNAPS

Player	2023 Snaps	Career Snaps
Junior Angilau	11	2,270
Nishad Strother	0	2,123
Steven Jones	194	1,694
Ajani Cornelius	250	1,682
Marcus Harper II	235	962
Jackson Powers-Johnson	256	782
Josh Conerly Jr.	251	369
Dave Iuli	62	115
Faaope Laloulu	38	98
Iapani Lalulu	97	97
Kawika Rogers	43	58
Charlie Pickard	38	46
Kanen Rossi	3	24
George Silva	20	20
Bailey Jaramillo	0	10
Gernorris Willson	8	8
Michael Wooten	0	2

OFFENSIVE LINE NOTES

PICKING UP WHERE THEY LEFT OFF

Despite having to replace four primary starters from an offensive line that led the nation in 2022 with just five sacks allowed, Oregon's new-look unit hasn't missed a beat through four games in 2023. The O-line leads the nation with a pass-blocking grade of 95.4 from pro football focus, allowing just three sacks (15 yards lost) and seven quarterback pressures in 151 pass attempts. In 2022, UO's offensive line ranked fourth nationally with a pass-blocking team grade of 84.8.

JACKSON POWERS-JOHNSON, who has started all four games at center after primarily playing guard in 2022, ranks third nationally among all FBS centers and first among Power 5 centers with a pass-blocking grade of 88.4 from PFF. He has allowed just one quarterback pressure and one hurry in 150 opportunities this season and leads the team with 14 total knockdowns. Powers-Johnson was named the Pac-12 Offensive Lineman of the Week after leading Oregon with four knockdowns last week vs. Colorado.

CHANGING OF THE GUARD

The Ducks have a new look along the offensive line in 2023, with four primary starters from last season departing in T.J. Bass (LT), Alex Forsyth (C), Ryan Walk (LG/RG) and Malaesala Aumavae-Laulu (RT). Those four combined to start 119 games and play 7,838 offensive snaps in an Oregon uniform. The Ducks still returned valuable experience across the O-Line, led by senior **STEVEN JONES** and juniors **MARCUS HARPER II** and **JACKSON POWERS-JOHNSON**. Jones started the first two and last two games of 2022 at right guard while dealing with an injury for much of the year, and he is the most experienced returner with now more than 1,600 snaps played in his Oregon career. Harper started 11 games last year at left guard, and both he and Powers-Johnson bring versatility with the ability to play any of the three interior spots. Former five-star recruit **JOSH CONERLY JR.** has taken over as the starting left tackle after playing mostly as an extra lineman last year as a true freshman, and he was named to the preseason watch list for the prestigious Outland Trophy. The Ducks also bring back experienced depth with players like **FAAOPE LALOULU** and **DAVE IULI**.

- » Conerly (LT), Harper (LG), Powers-Johnson (C) and Jones (RG) have all started each of the first four games.
- » The Ducks' starting five offensive linemen have combined to allow just five quarterback pressures this season.
- » Harper's 88.1 PFF pass-blocking grade is the seventh-best among FBS guards (0 pressures, 142 opportunities).
- » Jones has made starts at right guard (18), right tackle (5) and left tackle (1) in his career.
- » Powers-Johnson was Oregon's highest-graded offensive lineman by PFF in 2022 for overall (84.1), run-blocking (84.7) and pass-blocking (86.2). His 84.1 overall grade ranked third among all qualified FBS guards.
- » Harper II earned an 81.1 pass-blocking grade from PFF in 2022, allowing just nine pressures in 343 opportunities.
- » Among Conerly Jr.'s 118 career snaps last season, 51 were as an extra lineman and 65 were at left tackle.
- » Conerly Jr. caught a four-yard touchdown pass last season at Colorado, joining Brady Aiello (2019) as the only Oregon offensive linemen since at least 1996 with a receiving touchdown.

TRANSFERS BRING EXPERIENCE

To help offset their losses, the Ducks brought in a trio of experienced offensive linemen via the transfer portal in **JUNIOR ANGI LAU** (Texas), **AJANI CORNELIUS** (Rhode Island) and **NISHAD STROTHER** (East Carolina). The trio combined to start 86 games and play 5,814 career snaps at the collegiate level prior to coming to Oregon, bringing a veteran presence to the O-Line room. Oregon also added junior college transfer **GEORGE SILVA** as part of a 2023 signing class that includes four freshmen offensive linemen - **BRYCE BOULTON**, **IAPANI LALOULU**, **LIPE MOALA** and **GERNORRIS WILSON**.

- » Cornelius has started at right tackle in all four games this season and is second on the team with 11 knockdowns.
- » Cornelius ranks sixth among FBS tackles with an 89.9 pass-blocking PFF grade and has not allowed a QB pressure in 149 chances.
- » Cornelius was a Colonial Athletic Association first-team all-conference selection last season for Rhode Island.
- » Cornelius' 91.0 run-blocking grade from Pro Football Focus in 2022 led all FCS offensive linemen.
- » Angilau started all 34 games (18 at RG, 16 at LG) for Texas from 2019 to 2021 before missing all of 2022 due to injury.
- » Strother started all 13 games at left guard for East Carolina in 2022, earning a 73.9 overall PFF grade.
- » Silva (Fullerton College) was regarded as the No. 1 junior college offensive tackle by 247Sports.
- » I. Laloulu has been the next man up on the O-line as a true freshman, ranking sixth with 97 snaps played.

KNOCKDOWN LEADERBOARD

Player	Total	PSU	TTU	UH	CU	STAN	UW	WSU	UTAH	CAL	USC	ASU	OSU
Jackson Powers-Johnson	14	2	3	5	4								
Ajani Cornelius	11	3	4	2	2								
Steven Jones	8	0	4	2	2								
Iapani Laloulu	8	0	2	3	3								
Marcus Harper II	6	0	2	2	2								
Josh Conerly Jr.	5	1	2	2	0								
Dave Iuli	3	2	0	1	0								
Faaope Laloulu	3	1	0	1	1								
Kawika Rogers	3	2	0	0	1								
George Silva	3	0	0	1	2								
Charlie Pickard	2	1	0	1	0								
Junior Angilau	1	1	0	0	0								
TOTALS	67	13	17	20	17								



OFFENSIVE NOTES

O YEAH

Oregon's offense has been firing on all cylinders through four games this season, ranking second nationally at 54.0 points per game and 570.8 yards of offense a game. After dropping a modern-era record 81 points in the season opener, UO's offense came away with three offensive touchdowns and three field goals against Texas Tech in one of the nation's toughest environments. The Ducks then dropped 55 points against Hawai'i, scoring on their first seven possessions with five touchdowns, and put up 42 against Colorado Saturday, reaching the end zone on six of their first seven drives. UO owns an 86.3 overall offensive grade from Pro Football Focus, ranking ninth in the FBS and third in the Pac-12.

- » Oregon is one of six teams to score more than 50 points multiple times this season, one of eight to score 40-plus points three or more times, and one of 17 to score 30-plus points at least four times.
- » Oregon has reached the end zone 27 times in 45 drives (60.0%) and come away with points on 33 different drives (73.3).
- » UO has scored on 65.6 percent of its possessions against FBS teams - the best rate in the nation.
- » The offense has gained 10 or more yards 59 times, tied for sixth in the nation, out of 211 total plays (27.9% of plays).
- » 50 of UO's 78 plays of 10-plus yards have come through the air.
- » 8.04 yards per play is the sixth-best average among FBS teams and third in the Pac-12.
- » The Ducks average 28.5 first downs a game, the top average in the nation.
- » Oregon owns the country's third-best rate of 0.76 points per play.

OFF ON THE RIGHT FOOT

Oregon has gotten off to quick starts this season, as the Ducks have jumped on their opponents in the opening halves of games. UO has a combined plus-114 point differential in first half, outscoring teams 137-23 - good for an average of 34.3 points. In just the first quarter, the Ducks have combined to outpace their opponents 74-14 and are averaging 18.5 points. The Ducks have marched down the field for a touchdown on three of four opening possessions, and have scored touchdowns on 18 of 25 first-half drives (72.0%) while producing points on 21 possessions (84.0%). Oregon leads the nation with 8.39 yards per rush in the first half of games, and is tied with Air Force for the most first-half rushing touchdowns with nine.

RED ZONE, GREEN LIGHT

To pair with Oregon's highly efficient attack, the Ducks have been just as successful in the red zone this season. On its 23 trips into the red zone, Oregon has left with points on 21 drives - a 91.3 percent success rate - and has found the end zone on 17 of 23 red zone tries (73.9 percent). The Ducks' red zone scoring percentage ranks 28th in FBS and fifth in the Pac-12, while their touchdown percentage is No. 25 in the country (fifth in Pac-12). The 23 drives into the opponent's red zone are tied for third-most in FBS, and tied with Washington for the most red-zone drives in the Pac-12.

PICK YOUR POISON

Behind a multi-back attack, Oregon continues to gobble up yardage on the ground as it paces the Pac-12 with 232.0 rushing yards per game and leads the nation with 6.98 yards per carry through the season's first four weeks. **BUCKY IRVING** (305), **JORDAN JAMES** (209) and **NOAH WHITTINGTON** (146) have all rushed for more than 100 yards and scored multiple touchdowns this season, making Oregon one of just three teams (California, Miami (Fla.)) to have three backs with 100-plus yards rushing and multiple rushing scores. Irving leads the Ducks and ranks fourth in the Pac-12 with 8.24 yards per carry, and is tied for second in the FBS with two rushes of 50-plus yards. James leads the Pac-12 and is tied for eighth in the nation with six rushing touchdowns, scoring twice against Hawai'i and once last week vs. Colorado. Whittington has also reached paydirt in consecutive weeks, and freshmen **DANTE DOWDELL** and **JAYDEN LIMAR** both scored in the season opener. The Ducks are one of just seven FBS teams (Miami (Ohio), LSU, Miami (Fla.), Georgia, Oklahoma, UNLV) to have five different running backs with a rushing touchdown this season.

- » UO leads the Pac-12 and is tied for fourth in the nation with 14 rushing touchdowns.
- » Irving, James and Whittington are each averaging at least 7.30 yards per carry and combine to average 7.76 yards a rush.
- » One of 13 schools to have at least six different players with a rushing touchdown.
- » One of only four FBS schools to have multiple true freshmen running backs with a rushing score.
- » 28 rushes of 10-plus yards - tied for 12th in the country and best in the Pac-12.
- » Irving surpassed 2,000 career rushing yards against Colorado and ranks 24th among active backs with 2,062 yards.
- » The Ducks' seven rushing touchdowns vs. PSU tied for the second-most for the program since 1996.
- » Oregon rushed for 348 yards in the season opener vs. Portland State, led by 119 yards on just four carries by Irving.
- » Irving notched his fifth 100-yard rushing game as a Duck and eighth of his career vs. PSU, rushing
- » Irving is also second on the team with 12 receptions for 95 yards, and Whittington has nine catches for 77 yards.
- » All six of James' rushing touchdowns have come in Oregon's three home games.
- » James rushed for touchdowns of nine, four and nine yards vs. Portland State for the first multi-TD game of his career.
- » Whittington led Oregon with 80 yards on just five carries on Sept. 16 vs. Hawai'i, including a 34-yard touchdown run.
- » Dowdell rushed eight times for 55 yards and a score vs. PSU, and Limar carried the ball eight times for 51 yards and a TD.

OFFENSIVE RANKINGS

TEAM

Category	Stat	P12	FBS
Yards Per Rush	6.98	1	1
Completion Pct.	80.1	1	1
First Downs Per Game	28.5	1	1
Turnovers	1	1	T-2
Rushing Touchdowns	14	1	T-4
Rushing Yards Per Game	232.00	1	7
4th Down Conversion Pct.	77.8	1	T-13
Scoring Offense	54.0	2	2
Touchdowns	28	2	2
Total Yards Per Game	570.8	2	2
50+ Yard Run Plays	1	T-2	T-6
30+ Yard Run Plays	5	T-2	T-7
Sacks Allowed	3	T-2	T-8
Turnover Margin	+5	T-2	T-9
Total Yards Per Play	8.04	3	6
30+ Yard Plays	15	3	T-7
10+ Yard Plays	78	T-3	T-4
Passing Touchdowns	13	4	T-6
Passer Rating	182.60	4	12
Passing Yards Per Game	338.8	5	9
Passing Yards	1,355	5	11

INDIVIDUAL

#0 RB BUCKY IRVING

Category	Stat	P12	FBS
Rushes of 50+ Yards	2	T-1	T-2
Yards Per Carry	8.24	4	14

#20 RB JORDAN JAMES

Category	Stat	P12	FBS
Rushing Touchdowns	6	1	T-8
Yards Per Carry	7.46	9	27

#6 RB NOAH WHITTINGTON

Category	Stat	P12	FBS
Yards Per Carry	7.30	11	31



With a league-high six rushing TDs, **JORDAN JAMES** leads a backfield that features five running backs with a rushing score (tied for second-most in FBS).

PAC-12 STANDINGS

Team	Overall	P12	Streak
USC	4-0	2-0	W4
Oregon	4-0	1-0	W4
Utah	4-0	1-0	W4
Washington	4-0	1-0	W4
Washington State	4-0	1-0	W4
Arizona	3-1	1-0	W2
Colorado	3-1	0-1	L1
Oregon State	3-1	0-1	L1
UCLA	3-1	0-1	L1
California	2-2	0-1	L1
Arizona State	1-3	0-1	L3
Stanford	1-3	0-2	L3

NUMBERS TO KNOW

1 Oregon has committed just one turnover this season, tied for the second-fewest in the nation and fewest in the Pac-12.

The Ducks' 6.98 average yards per rush is best in the country, while their 14 rushing touchdowns are tied for fourth.

6.98

Oregon's high-powered offense is outscoring teams by an average of 28.5 points in the first half this season.

28.5

Wide receiver **TEZ JOHNSON** has caught a pass in 37 straight games, tied for the seventh-longest active streak in the country.

37

The Ducks have produced points on 84.0 percent of its first-half drives (21-of-25), reaching the end zone 18 times (72.0%).

84.0



TEZ JOHNSON is tied for the sixth-longest active streak in the nation with at least one reception in 37 consecutive games. He has three touchdown receptions, including two on Sept. 16 against Hawai'i.

OFFENSIVE NOTES

TRANSFER TRIO BOLSTERS RECEIVER ROOM

Oregon used the transfer portal to add reinforcements to its wide receiver group, signing three experienced players in **GARY BRYANT JR.** (USC), **TRAESHON HOLDEN** (Alabama) and **TEZ JOHNSON** (Troy). The trio combined for 240 career receptions, 3,024 yards and 22 touchdowns prior to coming to Eugene, and each caught multiple passes in their Duck debut in week one vs. Portland State. Bryant Jr. hauled in seven catches for 100 yards and two touchdowns, teaming up with **TROY FRANKLIN** to become the first UO receiving duo since Dec. 5, 2014 (Darren Carrington & Charles Nelson), to each go over 100 yards in a game. Johnson - the adopted brother of quarterback **BO NIX** - caught three passes for 41 yards and hauled in his first score as a Duck at Texas Tech before reaching the end zone twice against Hawai'i. Holden caught his first two Oregon touchdowns against the Rainbow Warriors, finishing with 63 yards on four catches.

- » Bryant Jr. scored his first touchdowns since 2021 in the season opener after playing in three games and using a redshirt last season at USC.
- » Bryant Jr. secured the second 100-yard receiving game of his career, and first since 2021. He caught 44 passes for 479 yards and seven touchdowns in 10 games at USC in 2021.
- » Johnson caught four passes for 37 yards and his first touchdown as a Duck at Texas Tech. He racked up 77 yards on four catches with two scores against Hawai'i.
- » Johnson now has at least one reception in 37 straight games, tied for the seventh-longest active streak in the nation, and has at least one catch in 38 of 39 career games.
- » Johnson caught 56 passes for 863 yards and four TDs at Troy in 2022, ranking eighth in the Sun Belt in receiving yards.
- » Holden played in 10 games for Alabama in 2022, catching 25 balls for 331 yards and six touchdowns, and five games in 2020 while helping the Crimson Tide win the national championship.

CONSECUTIVE GAMES WITH A RECEPTION (ACTIVE)

Player	Pos.	School	Streak
Sam Pinckney	WR	Coastal Carolina	49
Zakhari Franklin	WR	Ole Miss	48
Jacob Cowing	WR	Arizona	48
Joshua Cephus	WR	UTSA	43
Jo'quavious Marks	RB	Mississippi State	40
Odieu Hiliare	WR	Bowling Green	39
Tez Johnson	WR	Oregon	37
Smoke Harris	WR	Louisiana Tech	37

FERGUSON LEADS DEEP TIGHT END ROOM

Tight end **TERRANCE FERGUSON** has established himself as one of the nation's best red-zone threats since arriving in Eugene, finishing 2022 with 32 catches for 391 yards and five touchdowns. Ferguson tied for sixth nationally last season with 12 red-zone receptions, while tying for seventh in red-zone receiving yards (104) and 26th in red-zone touchdown receptions (5). The junior returns along with junior **PATRICK HERBERT**, who caught six passes for 95 yards and a touchdown last year while playing the full season after missing 2020 and 2021 due to injury. The duo is joined by junior transfer **CASEY KELLY**, who had 28 receptions for 282 yards and three touchdowns in 35 games played at Ole Miss, as well as a highly-regarded freshman in **KENYON SADIQ**.

- » Ferguson has at least one reception in 20 games and has 11 catches for 80 yards in four games this season.
- » With 60 career receptions, Ferguson is in 10th place on UO's all-time top 10 list for catches by a tight end.
- » Ferguson needs three catches to move into an eighth-place tie in Oregon tight end history.
- » Ferguson caught two touchdowns vs. both Eastern Washington and BYU last season, becoming the first Oregon tight end since Jacob Breeland in 2019 with multiple TD catches in back-to-back games.
- » Herbert had three catches for 34 yards against the Red Raiders, and has five catches for 72 yards on the year.
- » Herbert's first career touchdown was a 40-yard catch-and-run last season at California.
- » Herbert is the younger brother of former Oregon QB and current Los Angeles Chargers QB Justin Herbert.
- » Kelly hauled in his first touchdown as a Duck against Colorado, and has three catches on the season (all in last two game).
- » Kelly's best season at Ole Miss came in 2021, when he caught 17 passes for 150 yards and a touchdown.
- » Sadiq, the consensus top-rated player in the state of Idaho and the 2022 Idaho Gatorade State Player of the Year, caught one pass for nine yards in his collegiate debut vs. PSU and has three receptions so far in 2023.

HISTORIC START

Oregon set a modern-era program record with 81 points in its 74-point victory over Portland State in the season opener, eclipsing the previous record of 77 points (Sept. 7, 2019, vs. Nevada & Sept. 2, 2017, vs. Southern Utah). The Ducks reached the end zone in each of their first nine drives - including all seven in the first half - on their way to tying a school record with 11 total touchdowns, and Oregon came away with points on 12 of its 13 total drives. The Ducks racked up 729 yards of total offense, headlined by 348 rushing yards. The rushing total marked the most by Oregon since rushing for 351 yards against Stanford a season ago, while the 729 yards of total offense were the most for the Ducks since Oct. 29, 2016, vs Arizona State (734) and seventh-most since at least 1996.



CAREER PASSING STATS

COMPLETIONS

Player	'18	'19	'20	'21	'22	'23	Career
Bo Nix	--	217	214	197	294	104	1,026
Ty Thompson	--	--	--	7	11	13	31
Austin Novosad	--	--	--	--	--	4	4
Bucky Irving	--	--	--	0	2	0	2
Tez Johnson	--	--	0	0	1	0	1

PASSING YARDS

Player	'18	'19	'20	'21	'22	'23	Career
Bo Nix	--	2,542	2,415	2,294	3,593	1,169	12,013
Ty Thompson	--	--	--	87	72	172	331
Bucky Irving	--	--	--	0	36	0	36
Austin Novosad	--	--	--	--	--	13	13
Tez Johnson	--	--	0	0	7	0	7

PASSING TOUCHDOWNS

Player	'18	'19	'20	'21	'22	'23	Career
Bo Nix	--	16	12	11	29	11	79
Ty Thompson	--	--	--	2	0	2	4
Bucky Irving	--	--	--	0	1	0	1

GAMES WITH 30+ COMPLETIONS

Player	'18	'19	'20	'21	'22	'23	Career
Bo Nix	--	2	0	0	1	1	4

GAMES WITH 300+ PASSING YARDS

Player	'18	'19	'20	'21	'22	'23	Career
Bo Nix	--	2	1	1	3	1	8

GAMES WITH 350+ PASSING YARDS

Player	'18	'19	'20	'21	'22	'23	Career
Bo Nix	--	0	0	1	2	1	4

GAMES WITH 400+ PASSING YARDS

Player	'18	'19	'20	'21	'22	'23	Career
Bo Nix	--	0	0	0	2	0	2

GAMES WITH MULTIPLE PASSING TDs

Player	'18	'19	'20	'21	'22	'23	Career
Bo Nix	--	3	2	4	10	4	23
Ty Thompson	--	--	--	1	0	0	1

GAMES WITH 3+ PASSING TDs

Player	'18	'19	'20	'21	'22	'23	Career
Bo Nix	--	1	2	1	4	3	11

GAMES WITH 4+ PASSING TDs

Player	'18	'19	'20	'21	'22	'23	Career
Bo Nix	--	0	0	0	2	0	2

GAMES WITH 5+ PASSING TDs

Player	'18	'19	'20	'21	'22	'23	Career
Bo Nix	--	0	0	0	2	0	2

GAMES WITHOUT AN INTERCEPTION

Player	'18	'19	'20	'21	'22	'23	Career
Bo Nix	--	10	7	7	8	3	35 (51)
Ty Thompson	--	--	--	2	5	3	10 (13)
Austin Novosad	--	--	--	--	--	2	2 (2)

FIRST DOWN COMPLETIONS

Player	'18	'19	'20	'21	'22	'23	Career
Bo Nix	--	117	104	108	151	50	530
Ty Thompson	--	--	--	2	5	8	15
Bucky Irving	--	--	--	0	2	0	2
Austin Novosad	--	--	--	--	--	1	1

20+ YARD COMPLETIONS

Player	'18	'19	'20	'21	'22	'23	Career
Bo Nix	--	36	32	29	57	15	169
Ty Thompson	--	--	--	1	0	3	4

30+ YARD COMPLETIONS

Player	'18	'19	'20	'21	'22	'23	Career
Bo Nix	--	19	12	12	21	9	73
Ty Thompson	--	--	--	1	0	1	2

40+ YARD COMPLETIONS

Player	'18	'19	'20	'21	'22	'23	Career
Bo Nix	--	7	5	4	16	3	35
Ty Thompson	--	--	--	1	0	1	2

50+ YARD COMPLETIONS

Player	'18	'19	'20	'21	'22	'23	Career
Bo Nix	--	2	4	1	8	1	16
Ty Thompson	--	--	--	1	0	1	2

60+ YARD COMPLETIONS

Player	'18	'19	'20	'21	'22	'23	Career
Bo Nix	--	0	1	0	1	1	3
Ty Thompson	--	--	--	0	0	1	1

70+ YARD COMPLETIONS

Player	'18	'19	'20	'21	'22	'23	Career
Bo Nix	--	0	1	0	0	1	2

80+ YARD COMPLETIONS

Player	'18	'19	'20	'21	'22	'23	Career
Bo Nix	--	0	1	0	0	0	1

90+ YARD COMPLETIONS

Player	'18	'19	'20	'21	'22	'23	Career
Bo Nix	--	0	1	0	0	0	1



CAREER RUSHING STATS

RUSHING YARDS

Player	'18	'19	'20	'21	'22	'23	Career
Bucky Irving	--	--	--	699	1,058	305	2,062
Noah Whittington	--	--	39	617	781	146	1,583
Bo Nix	--	313	388	168	510	69	1,448
Jordan James	--	--	--	--	189	209	398
Dante Dowdell	--	--	--	--	--	58	58
Ty Thompson	--	--	--	10	-2	49	57
Jayden Limar	--	--	--	--	--	52	52
Tez Johnson	--	--	5	35	11	0	51
Kilohana Haasenritter	--	--	RS	0	46	0	46
Casey Rogers	RS	0	0	0	0	18	18
Kenyon Sadiq	--	--	--	--	--	12	12
Traeshon Holden	--	--	0	0	0	7	7
Gary Bryant Jr.	--	--	-6	3	0	3	0

CARRIES

Player	'18	'19	'20	'21	'22	'23	Career
Bo Nix	--	97	108	57	89	16	367
Bucky Irving	--	--	--	133	156	37	326
Noah Whittington	--	--	16	101	139	20	276
Jordan James	--	--	--	--	46	28	74
Ty Thompson	--	--	--	3	4	6	13
Dante Dowdell	--	--	--	--	--	11	11
Jayden Limar	--	--	--	--	--	9	10
Kilohana Haasenritter	--	--	RS	0	9	0	9
Tez Johnson	--	--	1	2	5	0	8
Gary Bryant Jr.	--	--	1	1	0	2	4
Traeshon Holden	--	--	0	0	0	1	1
Casey Rogers	RS	0	0	0	0	1	1
Kenyon Sadiq	--	--	--	--	--	1	1

RUSHING TOUCHDOWNS

Player	'18	'19	'20	'21	'22	'23	Career
Bo Nix	--	7	7	4	14	1	33
Bucky Irving	--	--	--	4	5	3	12
Jordan James	--	--	--	--	5	6	11
Noah Whittington	--	--	0	2	5	2	9
Dante Dowdell	--	--	--	--	--	1	1
Jayden Limar	--	--	--	--	--	1	1
Gary Bryant Jr.	--	--	0	1	0	0	1
Kilohana Haasenritter	--	--	RS	0	1	0	1
Tez Johnson	--	--	0	1	0	0	1

GAMES WITH A RUSHING TOUCHDOWN

Player	'18	'19	'20	'21	'22	'23	Career
Bo Nix	--	7	6	3	6	1	23
Bucky Irving	--	--	--	3	4	2	9
Noah Whittington	--	--	0	2	5	2	9
Jordan James	--	--	--	--	5	3	8
Dante Dowdell	--	--	--	--	--	1	1
Jayden Limar	--	--	--	--	--	1	1
Gary Bryant Jr.	--	--	0	1	0	0	1
Kilohana Haasenritter	--	--	RS	0	1	0	1
Tez Johnson	--	--	0	1	0	0	1

GAMES WITH MULTIPLE RUSHING TOUCHDOWNS

Player	'18	'19	'20	'21	'22	'23	Career
Bo Nix	--	0	1	1	5	0	7
Bucky Irving	--	--	--	1	1	1	3
Jordan James	--	--	--	--	0	2	2

100-YARD RUSHING GAMES

Player	'18	'19	'20	'21	'22	'23	Career
Bucky Irving	--	--	--	3	4	1	8
Noah Whittington	--	--	0	1	1	0	2
Bo Nix	--	0	0	0	1	0	1

150-YARD RUSHING GAMES

Player	'18	'19	'20	'21	'22	'23	Career
Noah Whittington	--	--	0	1	0	0	1

RUSHING FIRST DOWNS

Player	'18	'19	'20	'21	'22	'23	Career
Bo Nix	--	26	29	15	35	5	110
Bucky Irving	--	--	--	31	47	12	90
Noah Whittington	--	--	4	26	50	7	87
Jordan James	--	--	--	--	14	13	27
Ty Thompson	--	--	--	1	0	3	4
Dante Dowdell	--	--	--	--	--	3	3
Tez Johnson	--	--	0	1	1	0	2
Jayden Limar	--	--	--	--	--	2	2
Casey Rogers	RS	0	0	0	0	1	1
Kenyon Sadiq	--	--	--	--	--	1	1

10+ YARD RUNS

Player	'18	'19	'20	'21	'22	'23	Career
Bo Nix	--	14	18	10	18	3	63
Bucky Irving	--	--	--	20	34	8	62
Noah Whittington	--	--	2	18	25	4	49
Jordan James	--	--	--	--	6	5	11
Ty Thompson	--	--	--	1	0	3	4
Dante Dowdell	--	--	--	--	--	2	2
Tez Johnson	--	--	0	1	1	0	2
Jayden Limar	--	--	--	--	--	1	1
Casey Rogers	RS	0	0	0	0	1	1
Kenyon Sadiq	--	--	--	--	--	1	1

20+ YARD RUNS

Player	'18	'19	'20	'21	'22	'23	Career
Bucky Irving	--	--	--	6	8	3	17
Noah Whittington	--	--	0	4	3	2	9
Bo Nix	--	1	3	1	3	0	8
Jordan James	--	--	--	--	1	3	4
Tez Johnson	--	--	0	1	0	0	1

30+ YARD RUNS

Player	'18	'19	'20	'21	'22	'23	Career
Bucky Irving	--	--	--	1	3	2	6
Noah Whittington	--	--	0	1	1	2	4
Bo Nix	--	1	0	0	1	0	2
Jordan James	--	--	--	--	0	1	1
Tez Johnson	--	--	0	1	0	0	1

40+ YARD RUNS

Player	'18	'19	'20	'21	'22	'23	Career
Bucky Irving	--	--	--	1	2	2	5
Noah Whittington	--	--	0	1	1	1	3
Bo Nix	--	0	0	0	1	0	1

50+ YARD RUNS

Player	'18	'19	'20	'21	'22	'23	Career
Bucky Irving	--	--	--	0	2	2	4
Noah Whittington	--	--	0	1	1	0	2
Bo Nix	--	0	0	0	1	0	1

60+ YARD RUNS

Player	'18	'19	'20	'21	'22	'23	Career
Bucky Irving	--	--	--	0	2	0	2
Bo Nix	--	0	0	0	1	0	1
Noah Whittington	--	--	0	1	0	0	1

70+ YARD RUNS

Player	'18	'19	'20	'21	'22	'23	Career
Bo Nix	--	0	0	0	1	0	1
Noah Whittington	--	--	0	1	0	0	1

80+ YARD RUNS

Player	'18	'19	'20	'21	'22	'23	Career
Bo Nix	--	0	0	0	1	0	1
Noah Whittington	--	--	0	1	0	0	1



CAREER RECEIVING STATS

RECEPTIONS

Player	'18	'19	'20	'21	'22	'23	Career
Tez Johnson	--	--	18	67	56	15	156
Troy Franklin	--	--	--	18	61	25	104
Kris Hutson	--	--	4	31	44	0	79
Gary Bryant Jr.	--	--	7	44	2	13	66
Terrance Ferguson	--	--	--	17	32	11	60
Traeshon Holden	--	--	0	21	25	11	57
Bucky Irving	--	--	--	8	31	15	54
Noah Whittington	--	--	3	12	22	10	47
Casey Kelly	--	0	8	17	3	3	31
Bryan Addison	1	18	0	0	0	0	19
Josh Delgado	--	11	3	RS	1	--	15
Patrick Herbert	--	RS	--	--	6	5	11
Jordan James	--	--	--	--	1	4	5
Kenyon Sadiq	--	--	--	--	--	3	3
Bo Nix	--	0	0	0	2	0	2
Jayden Limar	--	--	--	--	--	1	1
Darrian Anderson	--	--	--	--	--	1	1
Kilohana Haasenritter	--	--	RS	--	1	0	1
Steven Jones	1	0	0	0	0	0	1
Kyler Kasper	--	--	--	--	1	0	1
Josh Conerly Jr.	--	--	--	--	1	0	1

RECEIVING YARDS

Player	'18	'19	'20	'21	'22	'23	Career
Tez Johnson	--	--	211	735	863	203	2,012
Troy Franklin	--	--	--	209	891	418	1,518
Kris Hutson	--	--	37	419	473	0	929
Gary Bryant Jr.	--	--	51	579	15	169	814
Traeshon Holden	--	--	0	239	331	154	724
Terrance Ferguson	--	--	--	141	391	80	612
Bucky Irving	--	--	--	73	299	114	486
Noah Whittington	--	--	5	58	169	78	310
Casey Kelly	--	0	115	150	17	13	295
Bryan Addison	12	203	0	0	0	0	215
Josh Delgado	--	147	36	RS	12	--	195
Patrick Herbert	--	RS	--	--	95	62	157
Bo Nix	--	0	0	0	36	0	36
Jordan James	--	--	--	--	6	24	30
Kenyon Sadiq	--	--	--	--	--	15	15
Josh Conerly Jr.	--	--	--	--	4	0	4
Kyler Kasper	--	--	--	--	4	0	4
Kilohana Haasenritter	--	--	RS	--	1	0	1
Jayden Limar	--	--	--	--	--	1	1
Steven Jones	--	--	--	-2	0	0	-2

GAMES WITH A RECEPTION

Player	'18	'19	'20	'21	'22	'23	Career
Tez Johnson	--	--	10	12	13	4	39
Terrance Ferguson	--	--	--	11	13	4	28
Kris Hutson	--	--	3	13	12	0	28
Troy Franklin	--	--	--	9	13	4	26
Traeshon Holden	--	--	0	10	10	4	24
Noah Whittington	--	--	2	10	9	3	24
Bucky Irving	--	--	--	6	10	4	20
Gary Bryant Jr.	--	--	3	10	2	4	19
Casey Kelly	--	0	3	5	3	2	13
Bryan Addison	1	11	0	0	0	0	12
Josh Delgado	--	8	2	RS	1	--	11
Patrick Herbert	--	RS	--	--	5	3	8
Jordan James	--	--	--	--	1	3	4

Bo Nix	--	0	0	0	2	0	2
Kenyon Sadiq	--	--	--	--	--	2	2
Darrian Anderson	--	--	--	--	--	1	1
Kilohana Haasenritter	--	--	RS	--	1	0	1
Kyler Kasper	--	--	--	--	1	0	1
Josh Conerly Jr.	--	--	--	--	1	0	1

GAMES WITH 5+ RECEPTIONS

Player	'18	'19	'20	'21	'22	'23	Career
Tez Johnson	--	--	0	7	4	0	11
Troy Franklin	--	--	--	0	6	3	9
Gary Bryant Jr.	--	--	0	5	0	1	6
Kris Hutson	--	--	0	2	3	--	5
Bucky Irving	--	--	--	0	3	1	4
Noah Whittington	--	--	0	0	3	1	4
Traeshon Holden	--	--	0	1	1	0	2
Casey Kelly	--	0	1	1	0	0	2
Terrance Ferguson	--	--	--	0	1	0	1

GAMES WITH 10+ RECEPTIONS

Player	'18	'19	'20	'21	'22	'23	Career
Tez Johnson	--	--	0	1	0	0	1

RECEIVING TOUCHDOWNS

Player	'18	'19	'20	'21	'22	'23	Career
Troy Franklin	--	--	--	2	9	5	16
Tez Johnson	--	--	0	4	4	3	11
Gary Bryant Jr.	--	--	--	7	0	2	9
Traeshon Holden	--	--	0	1	6	2	9
Terrance Ferguson	--	--	--	2	5	0	7
Casey Kelly	--	0	1	1	1	1	4
Bucky Irving	--	--	--	0	3	0	3
Noah Whittington	--	--	0	2	1	0	3
Kris Hutson	--	--	0	2	0	0	2
Bryan Addison	0	1	0	0	0	0	1
Josh Conerly Jr.	--	--	--	--	1	0	1
Patrick Herbert	--	RS	--	--	1	0	1
Bo Nix	--	0	0	0	1	0	1

GAMES WITH A RECEIVING TOUCHDOWN

Player	'18	'19	'20	'21	'22	'23	Career
Troy Franklin	--	--	--	2	8	3	13
Tez Johnson	--	--	0	4	4	2	10
Gary Bryant Jr.	--	--	0	6	0	1	7
Traeshon Holden	--	--	0	1	5	1	7
Terrance Ferguson	--	--	--	2	3	0	5
Casey Kelly	--	0	1	1	1	1	4
Bucky Irving	--	--	--	0	3	0	3
Kris Hutson	--	--	0	2	0	0	2
Bryan Addison	0	1	0	0	0	0	1
Josh Conerly Jr.	--	--	--	--	1	0	1
Patrick Herbert	--	RS	--	--	1	0	1
Bo Nix	--	0	0	0	1	0	1
Noah Whittington	--	--	0	0	1	0	1



CAREER RECEIVING STATS

GAMES WITH MULTIPLE RECEIVING TOUCHDOWNS

Player	'18	'19	'20	'21	'22	'23	Career
Troy Franklin	--	--	--	0	1	2	3
Gary Bryant Jr.	--	--	0	1	0	1	2
Terrance Ferguson	--	--	--	0	2	0	2
Traeshon Holden	--	--	0	0	1	1	2
Tez Johnson	--	--	0	0	0	1	1

100-YARD RECEIVING GAMES

Player	'18	'19	'20	'21	'22	'23	Career
Troy Franklin	--	--	--	0	3	3	6
Tez Johnson	--	--	0	1	2	0	3
Gary Bryant Jr.	--	--	0	1	0	1	2

150-YARD RECEIVING GAMES

Player	'18	'19	'20	'21	'22	'23	Career
Gary Bryant Jr.	--	--	0	1	0	0	1

FIRST DOWN RECEPTIONS

Player	'18	'19	'20	'21	'22	'23	Career
Tez Johnson	--	--	8	30	37	10	85
Troy Franklin	--	--	--	10	38	17	65
Kris Hutson	--	--	2	14	19	0	35
Gary Bryant Jr.	--	--	3	21	0	10	34
Traeshon Holden	--	--	0	12	17	5	33
Terrance Ferguson	--	--	--	7	18	5	30
Bucky Irving	--	--	--	2	14	3	19
Casey Kelly	--	0	4	10	1	0	15
Josh Delgado	9	2	RS	1	--	--	12
Noah Whittington	--	--	0	1	9	2	12
Bryan Addison	1	8	0	0	0	0	9
Patrick Herbert	--	RS	--	--	3	3	6
Jayden Limar	--	--	--	--	--	2	2
Keyon Sadiq	--	--	--	--	--	2	2

20+ YARD RECEPTIONS

Player	'18	'19	'20	'21	'22	'23	Career
Tez Johnson	--	--	3	13	13	2	31
Troy Franklin	--	--	--	2	14	5	21
Kris Hutson	--	--	0	9	7	0	16
Gary Bryant Jr.	--	--	1	9	0	3	13
Traeshon Holden	--	--	0	4	5	3	12
Terrance Ferguson	--	--	--	0	5	1	6
Bucky Irving	--	--	--	2	3	1	6
Patrick Herbert	--	RS	--	--	2	2	4
Bryan Addison	0	2	0	0	1	0	3
Noah Whittington	--	--	0	1	1	1	3
Josh Delgado	--	1	1	RS	0	--	2
Casey Kelly	--	0	2	0	0	0	2

30+ YARD RECEPTIONS

Player	'18	'19	'20	'21	'22	'23	Career
Tez Johnson	--	--	2	4	7	1	14
Troy Franklin	--	--	--	1	6	5	12
Gary Bryant Jr.	--	--	0	6	0	1	7
Kris Hutson	--	--	0	3	3	0	6
Terrance Ferguson	--	--	--	0	1	1	2
Traeshon Holden	--	--	0	0	1	1	2
Bucky Irving	--	--	--	1	1	0	2
Bryan Addison	0	1	0	0	0	0	1
Patrick Herbert	--	RS	--	--	1	0	1
Casey Kelly	--	0	1	0	0	0	1
Noah Whittington	--	--	0	0	0	1	1

40+ YARD RECEPTIONS

Player	'18	'19	'20	'21	'22	'23	Career
Troy Franklin	--	--	--	0	5	2	7
Tez Johnson	--	--	1	2	3	1	7
Kris Hutson	--	--	0	1	3	0	4
Gary Bryant Jr.	--	--	0	2	0	0	2
Terrance Ferguson	--	--	--	0	1	0	1
Patrick Herbert	--	RS	--	--	1	0	1
Traeshon Holden	--	--	0	0	0	1	1
Casey Kelly	--	0	1	0	0	-0	1

50+ YARD RECEPTIONS

Player	'18	'19	'20	'21	'22	'23	Career
Tez Johnson	--	--	1	1	3	0	5
Troy Franklin	--	--	--	0	3	1	4
Kris Hutson	--	--	0	1	2	0	3
Gary Bryant Jr.	--	--	0	1	0	0	1
Terrance Ferguson	--	--	--	0	1	0	1
Traeshon Holden	--	--	0	0	0	1	1
Casey Kelly	--	0	1	0	0	0	1

60+ YARD RECEPTIONS

Player	'18	'19	'20	'21	'22	'23	Career
Tez Johnson	--	--	0	1	2	0	3
Troy Franklin	--	--	--	0	1	1	2
Gary Bryant Jr.	--	--	0	1	0	0	1
Traeshon Holden	--	--	0	0	0	1	1

70+ YARD RECEPTIONS

Player	'18	'19	'20	'21	'22	'23	Career
Tez Johnson	--	--	0	0	1	1	2
Troy Franklin	--	--	--	0	0	1	1

DEFENSIVE NOTES

NO FLY ZONE

The strength of the Oregon defense this season has been its ability to defend the pass, as the Ducks lead the Pac-12 and are seventh nationally with a PFF pass coverage grade of 91.3. Through four games, the Ducks lead the conference in passing yards allowed per game (158.8) and are tied for second in the country in yards allowed per pass attempt (4.6). Oregon stifled one of the country's top quarterbacks in Colorado's Shedeur Sanders for just 159 passing yards in Week 4, 258 yards below Sanders' 417.0 yards per game average that ranked second nationally entering the game. The win over the Buffs saw the Ducks' highest PFF pass coverage grade (86.5) since receiving an 89.6 against Washington State in Week 4 of the 2022 season. Oregon intercepted three passes on Sept. 9 at Texas Tech, including a pick-six that extended the lead late in the fourth quarter. In the season-opening win against Portland State, UO held the Vikings to just 52 passing yards, the fewest since holding Washington State to just 51 in 2009. The Ducks limited Hawai'i to 152 passing yards in Week 3, including just 44 in the first half.

SACK ATTACK

After not registering a sack against Portland State in the season opener, the Ducks' pass rush has come alive in an explosive way, logging 13 sacks (T-19th in the nation) for a total of 133 yards (T-1 in the nation) to give them an impressive 10.2 yards per sack. Over half of Oregon's sacks came in a Week 4 matchup against No. 19 Colorado as six players combined to corral the Buffs seven times on the day, the most since recording seven against California in 2017. Leading the way was defensive end **JORDAN BURCH** (2.0-22 yards) and safety **EVAN WILLIAMS** (1.5-17 yards).

- » Oregon's 13 sacks since Week 2 are tied for the second-most among FBS schools during that time, and its 133 sack yards are the most.
- » Nine different players have combined for 13 sacks this season.
- » Seven sacks against Colorado tied for the sixth-most by an FBS team in a single game this season.
- » Burch is tied for seventh in the Pac-12 with 3.0 sacks in 2023.

TRANSFERS MAKING BIG IMPACT IN SECONDARY

Oregon's defensive secondary looks quite a bit different in 2023, with the departure of first-round draft pick Christian Gonzalez and 2022 leading tackler Bennett Williams. The Ducks returned valuable experience in players like **TRIKWEZE BRIDGES**, **BRYAN ADDISON**, **STEVE STEPHENS IV**, **DONTAE MANNING** and **JAHILIL FLORENCE**, but also used the transfer portal to bring in four guys with significant FBS experience - **KHYREE JACKSON** (Alabama), **TYSHEEM JOHNSON** (Ole Miss), **NIKKO REED** (Colorado) and **EVAN WILLIAMS** (Fresno State). Jackson and Johnson have been especially productive early in their Oregon careers - Jackson is tied for the Pac-12 lead with two interceptions, and Johnson leads the Ducks with 20 total tackles and 2.0 tackles for loss.

- » Jackson holds a defensive grade of 82.3 from PFF, the highest grade amongst Pac-12 corner backs and tied for ninth among FBS corner backs who have played 100-or-more snaps.
- » Jackson leads the Ducks with two interceptions, tied for the Pac-12 lead. The interceptions are the first two picks of his career.
- » Jackson broke up three passes against Colorado, tied or the second-most nationally in Week 4.
- » Johnson has played the most defensive snaps of any Duck (206) and also leads the team in solo tackles (15).
- » Addison's 77.4 overall grade from PFF last season was second only to Gonzalez (83.3) among Duck defenders.
- » Now in his sixth season, Stephens IV has 101 tackles and an interception in 46 career games for the Ducks.
- » Stephens is the 18th-highest graded safety among power five programs with a defensive grade of 80.9.
- » Bridges was second among Ducks last season with three interceptions, and has 84 tackles and four picks in 39 career games.
- » Williams is the younger brother of Bennett Williams, Oregon's leading tackler in 2022.
- » Williams earned all-Mountain West first-team honors in 2021, ending the season with 95 tackles, 4.5 TFLs and three picks.

PICK PARTY

The Ducks were all over the Texas Tech passing game in Week 2 with three interceptions, headlined by a lead-extending pick six by **JEFFREY BASSA** late in the fourth quarter. The Ducks have now intercepted 14 passes over the last 11 games dating back to last season, when UO tied for 10th nationally with 16 picks. Through just three games in 2023, Alabama transfer **KHYREE JACKSON** is tied for the Pac-12 lead with two interceptions after picking off a pass in back-to-back games against Texas Tech and Hawai'i.

The trend is nothing new for Oregon, which has been the best team in the nation over the last decade-plus at coming away with interceptions. UO leads all FBS teams with 210 total interceptions since 2010, 12 more than second-place Iowa and 14 more than Alabama. That impressive run of picking off passes goes back even further, as the Ducks lead the nation with 372 total interceptions since 2000, 12 ahead of Virginia Tech. Since 2018, Oregon is second in the nation with 79 interceptions, behind only Iowa (84).

POPO GETTING BACK TO BUSINESS

Oregon's defense has received a boost up front this season with the return of seventh-year defensive lineman **POPO AUMAVAE**, who missed all of 2022 due to injury. Aumavae was a big key to the Ducks' defensive success in 2021, receiving first-team all-Pac-12 honors from both the *Associated Press* and *Pro Football Focus* after leading all Pac-12 interior defensive linemen with an 81.3 overall defensive grade by PFF. Aumavae has picked up where he left off in 2021 so far this season, recording a sack in back-to-back games against Texas Tech and Hawai'i.

- » Three tackles, one solo, in season opener vs. Portland State, his first action since 2021.
- » Oregon's second-highest graded defensive starter at Texas Tech with a 73.6 overall grade from PFF; Aumavae recorded five tackles and a 7-yard sack in the game.
- » Notched a 13-yard sack against Hawai'i.
- » In 42 career games, Aumavae owns 73 total tackles, 11.0 tackles for loss and 5.5 sacks.

GAME CAPTAINS

Game	Captains
PORTLAND STATE	Bassa, Irving, Nix, C. Rogers
at Texas Tech	Ty. Johnson, Harper II, Stephens IV, Franklin
HAWAI'I	Harper II, F. Laloulu, Hill, Lewis
COLORADO	Ferguson, Funa, Whittington, Ev. Williams
at Stanford	
at Washington	
WASHINGTON STATE	
at Utah	
CALIFORNIA	
USC	
at Arizona State	
OREGON STATE	

NUMBERS TO KNOW

133 The Ducks have sacked their opponents 13 times for 133 yards, tied for the most sack yards in the nation.

Oregon has won 71 straight games when holding its opponent to fewer than 14 points. **14**

4.6 The Ducks are limiting opponents to just 4.6 yards per pass attempt, leading the Pac-12 and tying for second nationally.

Oregon is allowing just 13.3 points per game, a mark that ranks in the top 20 in the country **13.3**



Defensive end **JORDAN BURCH** - a transfer from South Carolina - leads the Ducks with 3.0 sacks after logging two in Oregon's 42-6 rout of Colorado in Week 4.



DEFENSIVE NOTES

BASSA LEADS THE WAY

Now a junior, inside linebacker **JEFFREY BASSA** has taken on the leadership role within the Oregon defense. Bassa transitioned from defensive back to inside linebacker early as a freshman in 2021, and is now comfortable in the middle after racking up 122 total tackles, 8.5 tackles for loss, three sacks and three interceptions over the last two seasons. Bassa is Oregon's leading returning tackler from 2022, when he finished with 62. He had at least five tackles in each of the final four games of 2022, including six tackles and a sack in the Holiday Bowl, and he set a career-high with 10 tackles in Oregon's win at Washington State. Bassa was dominant in the Ducks' comeback victory at Texas Tech on Sept. 9, leading the team with nine tackles while adding a tackle for loss. The defensive leader also had the play of the game when he intercepted a pass and returned it 45 yards for a touchdown with 35 seconds left, extending what was just a one-point Oregon lead and all but sealing the win for the Ducks. Through four games, Bassa is second among Ducks with 19 total tackles.

DISRUPTIVE DORLUS

Defensive end **BRANDON DORLUS** is once again a focal point on the Oregon defense in 2023 after establishing himself as one of the most disruptive defenders in the Pac-12 over the last few seasons. Dorlus was an all-Pac-12 second-team selection in 2022 after leading Oregon with a career-high 9.5 tackles for loss and ranking second with a career-high 2.5 sacks. A two-time Pac-12 Defensive Lineman of the Week in 2022, Dorlus enters Saturday with 91-career tackles, 21.5 tackles for loss and eight sacks in 47 career games.

- » Four total tackles and a seven-yard sack against Colorado, his first sack of the 2023 season.
- » Led all Pac-12 defenders in Week 2 with four QB hurries, and tied for the most with five total pressures. Dorlus' most crucial QB hurry of the game led to the victory-sealing pick six by **JEFFREY BASSA**.
- » Tied for eighth among all Power 5 defenders with 40 QB hurries in 2022, according to PFF.
- » Earned a 74.8 overall grade from PFF in 2022 with a 72.8 pass-rush grade.
- » Career-high three tackles for loss and two sacks vs. Stanford in 2022, earning his second Pac-12 Defensive Lineman of the Week.
- » Credited by PFF with nine pressures on Oct. 29, 2022, at Cal, most among Power 5 defenders that week.
- » At least one tackle for loss in eight of 13 games last season, including two multi-TFL performances.
- » All-Pac-12 first-team selection in 2021, when he led all Pac-12 interior D-linemen with an 82.3 pass-rush grade from PFF.

BOETTCHER TRADES BAT FOR PADS

Baseball outfielder **BRYCE BOETTCHER** joined the Oregon football team last season, carving out a role with his physicality and relentless effort. Boettcher bulked up to 220 pounds over the offseason to move from defensive back to inside linebacker, and earned his first career start in Portland State. The Eugene native made a big impact in front of his hometown crowd, logging four tackles and recovering a muffed kickoff return in the second quarter. He followed that up a week later by strip-sacking Texas Tech quarterback Tyler Shough in the second quarter. Boettcher played in 12 of 13 games last season for the football team, making two tackles while playing 91 snaps on special teams, and he played a key role in Oregon baseball's run to the Super Regionals in 2022 while playing in 51 games and starting all three Super Regional games in center field.

- » Four tackles and a fumble recovery against Portland State.
- » Three tackles and a strip-sack at Texas Tech.
- » Had a team-high pass rush-grade of 90.2 against Texas Tech according to PFF, fourth-best among FBS linebackers in Week 2.

SPECIAL TEAMS NOTES

LEWIS CHASING ALL-TIME SCORING RECORD

Kicker **CAMDEN LEWIS** is looking to make history as a fifth-year senior in 2023. He entered his final season just 82 points shy of the Oregon all-time scoring record held by Royce Freeman (384, 2014-17), and now sits 42 points away after making six field goals and 22 PATs through four games this season. Lewis' 43 career field goals are the fourth-most in program history and just eight short of Aidan Schneider's (2014-17) program record of 51. Lewis was an all-Pac-12 honorable mention selection in 2022 after earning second-team honors in 2021.

- » 6-for-6 on field goals to begin 2023, with a long of 43 yards coming against Hawai'i.
- » Made two go-ahead field goals in the fourth quarter at Texas Tech, including a 34-yarder with 1:10 remaining that gave Oregon the lead for good. Tied career-high with three field goals made.
- » Finished 14-of-16 on field goals in 2022, ranking fifth in UO single-season history in field-goal percentage (.875).
- » Started 2022 9-for-9 on field goals, and only two misses on the year came from 54 and 47 yards.
- » Perfect on 64 extra-point attempts in 2022 and begins 2023 in the same fashion by going 22-22 thus far.
- » Career-long field goal came from 49 yards against California on Oct. 15, 2021, the longest by a UO kicker since 2008.

GOTTA GO FOR TWO

Oregon has made use of the "swinging gate" formation on extra point attempts this season to catch their opponents off guard after scoring a touchdown. The Ducks have had successful two-point conversions in three of their first four games so far, striking with a rushing attempt in the first quarter against Portland State, a **PATRICK HERBERT**-to-**TERRANCE FERGUSON** passing connection in the first quarter against Texas Tech, and a **BO NIX** throw to **TROY FRANKLIN** in the second quarter against No. 19 Colorado. The Ducks lead the nation with three successful two-point conversions and have the highest success rate of any team with three-or-more attempts this season (75.0%). Going for two is nothing new for UO as the Ducks lead the nation in 2-point conversions since 1996 with 57, nine more than second-place Arizona State (48).

DEFENSIVE RANKINGS

TEAM

Category	Stat	P12	FBS
Sack Yards	133	1	T-1
Passing Yards Per Attempt	4.6	1	T-2
Passing Yards Per Game	158.8	1	9
Total Passing Yards	635	1	11
Rushing TDs Allowed	1	T-1	T-4
Yards Per Play	4.22	2	10
Punts Forced	24	2	T-12
Passes Broken Up	17	2	T-25
Turnover Margin	+5	T-2	T-9
Turnover Margin Per Game	+1.25	T-2	T-10
Passes Defended	21	3	T-2
Total Yards Per Game	264.0	3	11
Scoring Defense	13.3	3	17
TDs Allowed	7	3	T-17
3rd Down Conversion Pct.	33.93	3	37
Red Zone Attempts	10	T-3	T-22
First Downs	65	T-3	T-24
Sacks	13.0	T-4	T-19
Interceptions	4	6	T-43

INDIVIDUAL

#2 ILB JEFFREY BASSA


Category	Stat	P12	FBS
Interception Touchdowns	1	T-1	T-2

#5 DB KHYREE JACKSON

Category	Stat	P12	FBS
Interceptions	2	T-1	T-17
Passes Defended	6	T-1	T-9
Passes Broken Up	4	T-2	T-27

#1 JORDAN BURCH

Category	Stat	P12	FBS
Sacks	3.0	T-7	T-33



Kicker **CAMDEN LEWIS** has scored 342 points in his Oregon career, just 42 shy of Royce Freeman's all-time Oregon record of 384.



CAREER DEFENSIVE STATS

TACKLES (Players with 10+ career tackles listed)

Player	'17	'18	'19	'20	'21	'22	'23	Career
Evan Williams	--	--	40	27	92	69	11	239
Tysheem Johnson	--	--	--	--	47	78	24	149
Jeffrey Bassa	--	--	--	--	48	62	19	129
Jamal Hill	--	--	6	20	37	50	9	122
Mase Funa	--	--	26	31	28	32	3	120
Jordan Burch	--	--	--	19	26	60	9	114
Steve Stephens IV	--	2	7	8	33	43	8	101
Taki Taimani	--	2	16	10	43	14	5	90
Brandon Dorlus	--	--	5	12	25	39	8	89
Trikweze Bridges	--	--	0	2	26	49	7	84
Casey Rogers	--	RS	0	25	17	34	7	83
Popo Aumavae	RS	5	15	10	36	--	7	73
Connor Soelle	--	--	0	5	17	30	13	65
Jestin Jacobs	--	--	--	4	53	6	--	63
Nikko Reed	--	--	--	--	9	42	5	56
Bryan Addison	--	0	2	2	6	30	11	51
Dontae Manning	--	--	--	0	21	18	10	51
Keyon Ware-Hudson	--	--	3	8	14	21	4	50
Kyree Jackson	--	--	--	--	7	7	14	28
Bryce Boettcher	--	--	--	--	--	2	16	18
Khamari Terrell	--	--	--	--	--	8	5	13
Jahlil Florence	--	--	--	--	--	8	3	11
Devon Jackson	--	--	--	--	--	1	10	11
Jake Shipley	--	--	--	RS	3	5	2	10

GAMES WITH 7+ TACKLES

Player	'17	'18	'19	'20	'21	'22	'23	Career
Evan Williams	--	--	4	3	7	6	0	20
Tysheem Johnson	--	--	--	--	2	4	2	8
Jeffrey Bassa	--	--	--	--	2	2	1	5
Jamal Hill	--	--	0	0	2	2	0	4
Steve Stephens IV	--	0	0	0	2	2	0	4
Jordan Burch	--	--	--	0	0	3	0	3
Mase Funa	--	--	0	1	0	2	0	3
Trikweze Bridges	--	--	0	0	1	1	0	2
Jestin Jacobs	--	--	--	0	2	0	--	2
Taki Taimani	--	0	0	0	2	0	0	2
Bryan Addison	--	0	0	0	0	1	0	1
Popo Aumavae	RS	0	0	0	1	--	0	1
Brandon Dorlus	--	--	0	0	0	1	0	1
Nikko Reed	--	--	--	--	0	1	0	1

GAMES WITH 10+ TACKLES

Player	'17	'18	'19	'20	'21	'22	'23	Career
Evan Williams	--	--	0	0	5	0	0	5
Tysheem Johnson	--	--	--	--	0	3	0	3
Jeffrey Bassa	--	--	--	--	0	1	0	1
Jordan Burch	--	--	--	0	0	1	0	1
Jamal Hill	--	--	0	0	0	1	0	1

GAMES AS TEAM LEADER IN TACKLES (Ties included)

Player	'17	'18	'19	'20	'21	'22	'23	Career
Evan Williams	--	--	1	2	8	2	0	13
Tysheem Johnson	--	--	--	--	1	2	1	4
Jeffrey Bassa	--	--	--	--	1	1	1	3
Jamal Hill	--	--	0	0	1	2	0	3
Bryan Addison	--	0	0	0	0	1	0	2
Connor Soelle	--	--	0	0	0	0	2	2
Trikweze Bridges	--	--	0	0	0	1	0	1
Jordan Burch	--	--	--	0	0	1	0	1
Daymon David	--	--	--	--	0	1	--	1
Brandon Dorlus	--	--	0	0	0	1	0	1
Mase Funa	--	--	0	0	0	1	0	1
Casey Rogers	--	RS	0	0	0	1	0	1
Steve Stephens IV	--	0	0	0	0	1	0	1

SACKS

Player	'17	'18	'19	'20	'21	'22	'23	Career
Brandon Dorlus	--	--	1.0	1.0	2.5	2.5	1.0	8.0
Jordan Burch	--	--	--	0.0	1.0	3.5	3.0	7.5
Mase Funa	--	--	4.0	0.0	0.0	2.0	0.0	6.0
Popo Aumavae	RS	0.0	3.5	0.0	0.0	--	2.0	5.5
Jeffrey Bassa	--	--	--	--	1.0	2.0	0.0	3.0
Evan Williams	--	--	0.0	0.0	0.0	1.0	1.5	2.5
Keyon Ware-Hudson	--	--	1.0	0.0	0.5	0.5	0.0	2.0
Tysheem Johnson	--	--	--	--	0.0	1.0	1.0	2.0
Jamaal Hill	--	--	0.0	0.0	0.0	0.0	2.0	2.0
Casey Rogers	--	RS	0.0	1.0	0.5	0.0	0.5	2.0
Bryce Boettcher	--	--	--	--	--	0.0	1.0	1.0
Nikko Reed	--	--	--	--	0.0	1.0	0.0	1.0
Teitum Tuioti	--	--	--	--	--	--	1.0	1.0

GAMES WITH A SACK (Half-sack included)

Player	'17	'18	'19	'20	'21	'22	'23	Career
Brandon Dorlus	--	--	1	1	3	2	1	8
Popo Aumavae	RS	0	4	0	0	--	2	6
Jordan Burch	--	--	--	--	1	3	2	6
Mase Funa	--	--	3	0	0	2	0	5
Jeffrey Bassa	--	--	--	--	1	2	0	3
Casey Rogers	--	RS	0	1	1	0	1	3
Keyon Ware-Hudson	--	--	1	0	1	1	0	3
Jamaal Hill	--	--	0	0	0	0	2	2
Tysheem Johnson	--	--	--	--	0	1	1	2
Evan Williams	--	--	0	0	0	1	1	2
Bryce Boettcher	--	--	--	--	--	0	1	1
Nikko Reed	--	--	--	--	0	1	0	1
Teitum Tuioti	--	--	--	--	--	--	1	1

GAMES WITH MULTIPLE SACKS (1.5 sacks or more)

Player	'17	'18	'19	'20	'21	'22	'23	Career
Jordan Burch	--	--	--	0	0	1	1	2
Brandon Dorlus	--	--	1	1	1	1	0	1
Mase Funa	--	--	1	0	0	0	0	1
Evan Williams	--	--	0	0	0	0	1	1



CAREER DEFENSIVE STATS

TACKLES FOR LOSS

Player	'17	'18	'19	'20	'21	'22	'23	Career
Brandon Dorlus	--	--	2.0	2.0	7.0	9.5	1.0	21.5
Mase Funa	--	--	8.5	3.5	1.0	3.5	1.0	17.5
Jordan Burch	--	--	--	2.5	2.5	7.5	4.0	16.5
Evan Williams	--	--	0.0	0.5	4.5	6.0	1.5	12.5
Popo Aumavae	RS	1.0	5.0	0.0	3.0	--	2.0	11.0
Casey Rogers	--	RS	0.0	3.0	3.0	3.5	1.0	10.5
Tysheem Johnson	--	--	--	--	4.0	4.0	2.0	10.0
Jeffrey Bassa	--	--	--	--	3.5	4.0	1.0	8.5
Keyon Ware-Hudson	--	--	1.0	0.5	3.0	3.5	0.0	8.0
Taki Taimani	--	0.0	1.0	0.5	2.0	1.0	0.0	4.5
Nikko Reed	--	--	--	--	1.5	2.5	0.0	4.0
Bryce Boettcher	--	--	--	--	--	0.0	2.0	2.0
Trikweze Bridges	--	--	0.0	0.0	1.0	1.0	0.0	2.0
Jamaal Hill	--	--	0.0	0.0	0.0	0.0	2.0	2.0
Kyree Jackson	--	--	--	--	0.0	1.0	1.0	2.0
Connor Soelle	--	--	0.0	0.0	1.0	1.0	0.0	2.0
Steve Stephens IV	--	0.0	0.0	0.0	2.0	0.0	0.0	2.0
Teitum Tuioti	--	--	--	--	--	--	2.0	2.0
Devon Jackson	--	--	--	--	--	RS	1.5	1.5
Jestin Jacobs	--	--	--	0.0	0.5	1.0	--	1.5
Bryan Addison	--	0.0	0.0	0.0	0.0	1.0	0.0	1.0
Jahlil Florence	--	--	--	--	--	1.0	0.0	1.0
Dontae Manning	--	--	--	0.0	1.0	0.0	0.0	1.0

GAMES WITH A TACKLE FOR LOSS (0.5 TFLs or more)

Player	'17	'18	'19	'20	'21	'22	'23	Career
Brandon Dorlus	--	--	2	2	7	9	1	21
Jordan Burch	--	--	--	3	2	7	3	15
Casey Rogers	--	RS	--	4	5	4	2	15
Mase Funa	--	--	6	3	1	3	1	14
Evan Williams	--	--	0	1	5	7	1	14
Popo Aumavae	RS	1	5	0	4	--	2	12
Tysheem Johnson	--	--	--	--	4	5	2	11
Keyon Ware-Hudson	--	--	1	1	3	5	0	10
Jeffrey Bassa	--	--	--	--	3	4	1	8
Nikko Reed	--	--	--	--	2	3	0	5
Taki Taimani	--	0	1	1	1	2	0	5
Trikweze Bridges	--	--	0	0	1	2	0	3
Connor Soelle	--	--	0	0	1	2	0	3
Bryce Boettcher	--	--	--	--	--	0	2	2
Jamaal Hill	--	--	0	0	0	0	2	2
Kyree Jackson	--	--	--	--	0	1	1	2
Jestin Jacobs	--	--	--	0	1	1	--	2
Steve Stephens IV	--	0	0	0	2	0	0	2
Teitum Tuioti	--	--	--	--	--	--	2	2
Bryan Addison	--	0	0	0	0	1	0	1
Jahlil Florence	--	--	--	--	--	1	0	1
Devon Jackson	--	--	--	--	--	RS	1	1
Dontae Manning	--	--	--	0	1	0	0	1

GAMES WITH MULTIPLE TACKLES FOR LOSS (1.5 TFLs or more)

Player	'17	'18	'19	'20	'21	'22	'23	Career
Jordan Burch	--	--	--	0	1	2	1	4
Mase Funa	--	--	2	1	0	1	0	4
Brandon Dorlus	--	--	0	0	1	2	0	3
Evan Williams	--	--	0	0	1	1	1	3
Jeffrey Bassa	--	--	--	--	2	0	0	2
Popo Aumavae	RS	0	1	0	0	--	0	1
Devin Jackson	--	--	--	--	--	RS	1	1
Casey Rogers	--	RS	0	0	0	1	0	1
Taki Taimani	--	0	0	0	1	0	0	1

INTERCEPTIONS

Player	'17	'18	'19	'20	'21	'22	'23	Career
Bryan Addison	--	0	0	0	1	2	1	4
Trikweze Bridges	--	--	0	0	1	3	0	4
Evan Williams	--	--	1	0	3	0	0	4
Jeffrey Bassa	--	--	--	--	0	2	1	3
Nikko Reed	--	--	--	--	1	2	0	3
Jamal Hill	--	--	0	2	0	0	0	2
Kyree Jackson	--	--	--	--	0	0	2	2
Jordan Burch	--	--	--	0	1	0	0	1
Jahlil Florence	--	--	--	--	--	1	0	1
Mase Funa	--	--	0	0	0	1	0	1
Jestin Jacobs	--	--	--	0	1	0	--	1
Tysheem Johnson	--	--	--	--	1	0	0	1
Steve Stephens IV	--	0	1	0	0	0	0	1

GAMES WITH AN INTERCEPTION

Player	'17	'18	'19	'20	'21	'22	'23	Career
Bryan Addison	--	0	0	0	1	2	1	4
Trikweze Bridges	--	--	0	0	1	3	0	4
Jeffrey Bassa	--	--	--	--	0	2	1	3
Nikko Reed	--	--	--	--	1	2	0	3
Evan Williams	--	--	1	0	2	0	0	3
Kyree Jackson	--	--	--	--	0	0	2	2
Jordan Burch	--	--	--	0	1	0	0	1
Jahlil Florence	--	--	--	--	--	1	0	1
Mase Funa	--	--	0	0	0	1	0	1
Jamal Hill	--	--	0	1	0	0	0	1
Jestin Jacobs	--	--	--	0	1	0	--	1
Tysheem Johnson	--	--	--	--	1	0	0	1
Steve Stephens IV	--	0	1	0	0	0	0	1

GAMES WITH MULTIPLE INTERCEPTIONS

Player	'17	'18	'19	'20	'21	'22	'23	Career
Jamal Hill	--	--	0	1	0	0	0	1
Evan Williams	--	--	0	0	1	0	0	1

GAME-BY-GAME NOTABLES

Opponent	Time	TV	Location	Length	Coin Toss	Defer/Receive	Helmet/Jerseys/Pants	Attendance
PORTLAND STATE	12:07 p.m.	P12N	Eugene, Ore.	3:33	Lost	Receive	Black/Yellow/Yellow	45,723
at Texas Tech	4:10 p.m.	FOX	Lubbock, Texas	3:44	Lost	Defer	Chrome/White/White	56,200
HAWAII	5:12 p.m.	P12N	Eugene, Ore.	3:30	Won	Defer	Green/Green/Yellow	52,779
COLORADO	12:40 p.m.	ABC	Eugene, Ore.	3:33	Lost	Defer	Black/Green/Black	59,889
at Stanford	3:30 p.m.	P12N	Stanford, Calif.	--	--	--	--/--/--	--
at Washington	TBD	TBA	Seattle, Wash.	--	--	--	--/--/--	--
WASHINGTON STATE	TBD	TBA	Eugene, Ore.	--	--	--	--/--/--	--
at Utah	TBD	TBA	Salt Lake City, Utah	--	--	--	--/--/--	--
CALIFORNIA	TBD	TBA	Eugene, Ore.	--	--	--	--/--/--	--
USC	TBD	TBA	Eugene, Ore.	--	--	--	--/--/--	--
at Arizona State	TBD	TBA	Tempe, Ariz.	--	--	--	--/--/--	--
OREGON STATE	5:30 p.m.	FOX	Eugene, Ore.	--	--	--	--/--/--	--

GAME-BY-GAME LEADERS

Opponent	Rushes	Rush Yards	Catches	Receiving Yards	Tackles	Tackles-For-Loss	Sacks
PORTLAND STATE	10, J. James	119, B. Irving	7, 2 players	106, T. Franklin	5, C. Soelle	1.0, 3 players	None
at Texas Tech	11, B. Irving	46, B. Nix	7, B. Irving	103, T. Franklin	9, J. Bassa	1.0, 5 players	1.0, 4 players
HAWAII	12, B. Irving	80, N. Whittington	4, 3 players	83, T. Franklin	8, Ty. Johnson	1.5, D. Jackson	1.0, 2 players
COLORADO	10, B. Irvin	89, B. Irvin	8, T. Franklin	126, T. Franklin	6, C. Soelle	2.0, J. Burch	2.0, J. Burch
at Stanford							
at Washington							
WASHINGTON STATE							
at Utah							
CALIFORNIA							
USC							
at Arizona State							
OREGON STATE							

GAME-BY-GAME OFFENSIVE LINE SNAPS

Player	TOTAL	PSU	TTU	HAW	COLO	STAN	WASH	WSU	UTAH	CAL	USC	ASU	OSU
Jackson Powers-Johnson	255	52	77	60	66								
Josh Conerly Jr.	249	50	78	55	66								
Ajani Cornelius	249	46	78	59	66								
Marcus Harper II	233	45	77	45	66								
Steven Jones	192	48	58	39	47								
Iapani Laloulu	97	22	20	26	29								
Dave Iuli	60	29	1	20	10								
Faaope Laloulu	36	20	4	11	1								
Kawika Rogers	41	24	1	6	10								
Charlie Pickard	37	19	--	8	10								
George Silva	20	6	1	3	10								
Junior Angilau	11	8	--	3	--								
Genorris Wilson	8	5	--	3	--								
Kanen Rossi	3	--	--	3	--								
TEAM TOTALS	297	75	78	68	76								



GAME-BY-GAME OFFENSIVE STARTERS

Opponent	LT	LG	C	RG	RT	TE	WR	WR	WR	RB	QB
PORTLAND STATE	J. Conerly Jr.	M. Harper II	J. Powers-Johnson	S. Jones	A. Cornelius	P. Herbert	T. Franklin	T. Johnson	G. Bryant Jr.	B. Irving	B. Nix
at Texas Tech	J. Conerly Jr.	M. Harper II	J. Powers-Johnson	S. Jones	A. Cornelius	T. Ferguson	T. Franklin	T. Johnson	G. Bryant Jr.	B. Irving	B. Nix
HAWAII	J. Conerly Jr.	M. Harper II	J. Powers-Johnson	S. Jones	A. Cornelius	T. Ferguson	T. Franklin	T. Johnson	G. Bryant Jr.	B. Irving	B. Nix
COLORADO	J. Conerly Jr.	M. Harper II	J. Powers-Johnson	S. Jones	A. Cornelius	T. Ferguson	T. Franklin	T. Johnson	G. Bryant Jr.	B. Irving	B. Nix
at Stanford											
at Washington											
WASHINGTON STATE											
at Utah											
CALIFORNIA											
USC											
at Arizona State											
OREGON STATE											

GAME-BY-GAME DEFENSIVE STARTERS

Opponent	DE	NT	DT	DE/OLB	ILB	ILB	OLB	CB	S	S	CB	STAR
PORTLAND STATE	J. Burch	P. Aumavae	C. Rogers	E. Winston	J. Bassa	B. Boettcher	J. Shipley	K. Jackson	B. Addison	T. Johnson	D. Manning	---
at Texas Tech	J. Burch	P. Aumavae	C. Rogers	B. Dorlus	J. Bassa	J. Hill	---	K. Jackson	B. Addison	E. Williams	J. Florence	T. Johnson
HAWAII	J. Burch	P. Aumavae	T. Taimani	B. Dorlus	J. Bassa	J. Hill	---	K. Jackson	B. Addison	E. Williams	J. Florence	T. Johnson
COLORADO	J. Burch	P. Aumavae	---	B. Dorlus	J. Bassa	J. Hill	M. Funa	K. Jackson	B. Addison	E. Williams	J. Florence	T. Johnson
at Stanford												
at Washington												
WASHINGTON STATE												
at Utah												
CALIFORNIA												
USC												
at Arizona State												
OREGON STATE												

CAREER STARTS

Offense	2018	2019	2020	2021	2022	2023	ALL	STREAK	Defense	2018	2019	2020	2021	2022	2023	ALL	STREAK
Bo Nix	-	13	11	10	13	4	51	17	Evan Williams	-	5	4	13	10	3	35	3
Junior Angilau	RS	12	10	12	-	0	34	-	Brandon Dorlus	-	0	1	13	13	3	30	3
Nishad Strother	-	0	7	10	13	-	30	-	Mase Funa	-	1	6	12	8	1	28	1
Ajani Cornelius	-	-	0	11	11	4	26	26	Jamal Hill	-	0	6	7	9	3	25	3
Steven Jones	1	RS	1	13	4	4	23	6	Tysheem Johnson	-	-	-	10	9	4	23	6
Kris Hutson	-	-	2	8	10	0	20	-	Jeffrey Bassa	-	-	-	7	9	4	20	8
Troy Franklin	-	-	-	3	12	4	19	15	Steve Stephens IV	RS	0	1	8	10	0	19	-
Tez Johnson	-	-	0	12	2	4	18	4	Jordan Burch	-	-	0	1	13	4	18	18
Terrance Ferguson	-	-	-	8	6	3	17	3	Popo Aumavae	0	0	0	13	-	4	17	4
Bucky Irving	-	-	-	0	12	4	16	15	Trikeze Bridges	-	RS	0	3	13	0	16	-
Marcus Harper II	-	-	RS	0	11	4	15	5	Casey Rogers	0	0	1	0	12	2	15	-
Gary Bryant Jr.	-	-	0	7	0	4	11	4	Taki Taimani	0	0	4	10	0	1	15	-
Casey Kelly	-	0	1	6	2	0	9	-	Niko Reed	-	-	-	1	12	0	13	-
Noah Whittington	-	-	0	7	1	0	8	-	Jestin Jacobs	-	-	1	8	1	-	10	-
Bryan Addison*	RS	6	0	0	0	0	6	-	Khyree Jackson	-	-	-	0	1	4	5	4
Traeshon Holden	-	-	0	0	5	0	5	-	Bryan Addison*	RS	0	0	0	1	4	5	5
Josh Delgado	-	3	1	0	0	-	4	-	Dontae Manning	-	-	0	1	2	1	4	-
Jackson Powers-Johnson*	-	-	-	1	0	4	5	4	Keyon Ware-Hudson	-	RS	-	3	1	0	4	-
Josh Conerly Jr.	-	-	-	-	0	4	4	4	Jahlil Florence	-	-	-	-	0	3	3	3
Patrick Herbert	-	RS	-	-	0	1	1	-	Connor Soelle	-	0	0	1	2	0	3	-
									Bryce Boettcher	-	-	-	-	0	1	1	-
									Jackson Powers-Johnson*	-	-	-	1	0	-	1	-
									Jake Shipley	-	-	-	0	0	1	1	-
									Emar'riion Winston	-	-	-	-	RS	1	1	-

* Has starts on both offense and defense

* Has starts on both offense and defense



HONORS & AWARDS

JUNIOR ANGILAU, SR., OL

Preseason

- » Pro Football Focus All-Pac-12 third team

POPO AUMAVAE, SR., DT

Preseason

- » Polynesian College Football Player of the Year watch list
- » Reese's Senior Bowl watch list
- » Pro Football Focus All-Pac-12 second team
- » Phil Steele All-Pac-12 fourth team

JEFFREY BASSA, JR., ILB

Preseason

- » All-Pac-12 honorable mention
- » Athlon Sports All-Pac-12 third team

JORDAN BURCH, JR., DE

Preseason

- » Reese's Senior Bowl watch list
- » All-Pac-12 honorable mention
- » Athlon Sports All-Pac-12 second team
- » Phil Steele All-Pac-12 fourth team

TRIKWEZE BRIDGES, JR., DB

Preseason

- » Wuerffel Trophy watch list
- » All-Pac-12 honorable mention
- » Pro Football Focus All-Pac-12 second team

JOSH CONERLY JR., SO., OL

Preseason

- » Outland Trophy watch list
- » All-Pac-12 honorable mention
- » Athlon Sports All-Pac-12 third team
- » Phil Steele All-Pac-12 fourth team

AJANI CORNELIUS, JR., OL

Preseason

- » Reese's Senior Bowl watch list
- » All-Pac-12 honorable mention
- » Athlon Sports All-Pac-12 fourth team

BRANDON DORLUS, SR., DT

Preseason

- » Bronko Nagurski Trophy watch list
- » Chuck Bednarik Award watch list
- » Lombardi Award watch list
- » Reese's Senior Bowl watch list
- » Athlon Sports All-America fourth team
- » Phil Steele All-America fourth team
- » Pro Football Focus All-America honorable mention
- » All-Pac-12 first team
- » Athlon Sports All-Pac-12 first team
- » Phil Steele All-Pac-12 first team
- » Pro Football Focus All-Pac-12 second team

TERRANCE FERGUSON, JR., TE

Preseason

- » John Mackey Award watch list
- » All-Pac-12 honorable mention
- » Phil Steele All-Pac-12 third team
- » Athlon Sports All-Pac-12 fourth team

MASE FUNA, SR., OLB

Preseason

- » Polynesian College Football Player of the Year watch list
- » Reese's Senior Bowl watch list
- » Athlon Sports All-Pac-12 fourth team

TROY FRANKLIN, JR., WR

Preseason

- » Biletnikoff Award watch list
- » Pro Football Focus All-America third team
- » All-Pac-12 honorable mention
- » Athlon Sports All-Pac-12 second team
- » Phil Steele All-Pac-12 second team
- » Pro Football Focus All-Pac-12 second team

MARCUS HARPER II, JR., OL

Preseason

- » Athlon Sports All-Pac-12 fourth team

JAMAL HILL, SR., ILB

Preseason

- » Reese's Senior Bowl watch list

TRAESHON HOLDEN, JR., WR

Preseason

- » Reese's Senior Bowl watch list

KRIS HUTSON, JR., WR

Preseason

- » Paul Hornung Award watch list
- » Reese's Senior Bowl watch list
- » Phil Steele All-Pac-12 third team (KR)

BUCKY IRVING, JR., RB

Preseason

- » Walter Camp Player of the Year Award watch list
- » Doak Walker Award watch list
- » Pro Football Focus All-America second team
- » Athlon Sports All-America fourth team
- » All-Pac-12 first team
- » Athlon Sports All-Pac-12 first team
- » Phil Steele All-Pac-12 first team
- » Pro Football Focus All-Pac-12 first team

KHYREE JACKSON, SR., DB

Preseason

- » Reese's Senior Bowl watch list
- » Phil Steele All-Pac-12 first team

JESTIN JACOBS, JR., ILB

Preseason

- » Butkus Award watch list
- » Reese's Senior Bowl watch list

TEZ JOHNSON, JR., WR

Preseason

- » Biletnikoff Award watch list
- » Reese's Senior Bowl watch list
- » Pro Football Focus All-Pac-12 third team
- » Phil Steele All-Pac-12 fourth team (PR)

STEVEN JONES, SR., OL

Preseason

- » Reese's Senior Bowl watch list

CAMDEN LEWIS, SR., K

Preseason

- » All-Pac-12 second team
- » Athlon Sports All-Pac-12 second team
- » Phil Steele All-Pac-12 second team
- » Pro Football Focus All-Pac-12 second team

DONTAE MANNING, JR., DB

Preseason

- » Athlon Sports All-Pac-12 fourth team

BO NIX, SR., QB

Regular Season

- » Pac-12 Offensive Player of the Week (Week 2)
- » Davey O'Brien Great 8 List (Week 2)

Preseason

- » Maxwell Award watch list
- » Walter Camp Player of the Year watch list
- » Davey O'Brien National Quarterback Award watch list
- » Manning Award watch list
- » Johnny Unitas Golden Arm Award watch list
- » Reese's Senior Bowl watch list
- » Phil Steele All-America fourth team
- » All-Pac-12 honorable mention
- » Athlon Sports All-Pac-12 third team
- » Phil Steele All-Pac-12 third team
- » Pro Football Focus All-Pac-12 third team

JACKSON POWERS-JOHNSON, JR., OL

Regular Season

- » Pac-12 Offensive Lineman of the Week (Week 4)

Preseason

- » Rimington Trophy watch list
- » All-Pac-12 honorable mention
- » Pro Football Focus All-Pac-12 third team

NIKKO REED, JR., DB

Preseason

- » All-Pac-12 honorable mention

STEVE STEPHENS IV, SR., DB

Preseason

- » Reese's Senior Bowl watch list

TAKI TAIMANI, SR., DT

Preseason

- » Polynesian College Football Player of the Year watch list
- » Reese's Senior Bowl watch list

NOAH WHITTINGTON, JR., RB

Preseason

- » Doak Walker Award watch list
- » Reese's Senior Bowl watch list
- » Athlon Sports All-Pac-12 third team (All-Purpose)

EVAN WILLIAMS, SR., DB

Preseason

- » Bronko Nagurski Trophy watch list
- » Reese's Senior Bowl watch list
- » All-Pac-12 second team
- » Pro Football Focus All-Pac-12 first team
- » Athlon Sports All-Pac-12 third team
- » Phil Steele All-Pac-12 third team



AP POLL

Week 5
Bold denotes Oregon and/or its 2023 opponents

Rank	Team	Record
1.	Georgia (55)	4-0
2.	Michigan (1)	4-0
3.	Texas (2)	4-0
4.	Ohio State (1)	4-0
5.	Florida State (3)	4-0
6.	Penn State	4-0
7.	Washington (1)	4-0
8.	USC	4-0
9.	OREGON	4-0
10.	Utah	4-0
11.	Notre Dame	4-1
12.	Alabama	3-1
13.	LSU	3-1
14.	Oklahoma	4-0
15.	North Carolina	4-0
16.	Washington State	4-0
17.	Duke	4-0
18.	Miami (Fla.)	4-0
19.	Oregon State	3-1
20.	Ole Miss	3-1
21.	Tennessee	3-1
22.	Florida	3-1
23.	Missouri	4-0
24.	Kansas	4-0
25.	Fresno State	4-0

Others receiving votes: Kansas State 57, Kentucky 41, Louisville 32, **Colorado 32**, UCLA 28, Maryland 20, TCU 17, Tulane 11, Syracuse 8, Air Force 6, Wisconsin 6, Texas A&M 5, Clemson 5

AFC A COACHES POLL

Week 5
Bold denotes Oregon and/or its 2023 opponents

Rank	Team	Record	Points
1.	Georgia (61)	4-0	
2.	Michigan	4-0	
3.	Ohio State (2)	4-0	
4.	Florida State	4-0	
5.	Texas	4-0	
6.	USC	4-0	
7.	Penn State	4-0	
8.	Washington (1)	4-0	
9.	OREGON	4-0	
10.	Utah	4-0	
11.	Alabama	3-1	
12.	LSU	3-1	
13.	Notre Dame	4-1	
14.	Oklahoma	4-0	
15.	North Carolina	4-0	
16.	Duke	4-0	
17.	Washington State	4-0	
18.	Miami (Fla.)	4-0	
19.	Tennessee	3-1	
20.	Ole Miss	3-1	
21.	Oregon State	3-1	
22.	Missouri	4-0	
23.	Florida	3-1	
24.	Kansas	4-0	
25.	Kansas State	3-1	

Others receiving votes: Fresno State 93, Kentucky 87, TCU 54, Maryland 39, Texas A&M 36, Louisville 36, UCLA 36, Clemson 35, Syracuse 32, **Colorado 29**, Air Force 24, Iowa 16, Tulane 11, Wyoming 8, Marshall 2, James Madison 2, Liberty 1, Georgia State 1

RANKING WEEK-BY-WEEK

2023	Week	AP	Coaches	CFP
Preseason		15	15	--
Week 2		13	13	--
Week 3		13	13	--
Week 4		10	11	--
Week 5		9	9	--
2022				
2022	Week	AP	Coaches	CFP
Preseason		11	12	--
Week 2		RV	24	--
Week 3		25	24	--
Week 4		15	18	--
Week 5		13	15	--
Week 6		12	12	--
Week 7		12	11	--
Week 8		10	9	--
Week 9		8	8	--
Week 10		8	8	8
Week 11		6	6	6
Week 12		12	13	12
Week 13		10	9	9
Week 14		15	15	16
Week 15		15	14	15
Final		15	16	--

RECORD AS A RANKED TEAM

Category	Record
Overall.....	203-79-2
In 1900s.....	37-28-2
From 2000-09.....	57-23
From 2010-Present.....	109-28
Top 5.....	48-13
Top 10.....	96-29
Top 15.....	150-49
Top 20.....	183-64-2

RECORD VS. RANKED TEAMS

Category	Record
Overall.....	88-146-4
In 1900s.....	34-104-4
From 2000-09.....	22-17
From 2010-Present.....	32-25
Top 5.....	8-42-1
Top 10.....	32-72-2
Top 15.....	49-98-4
Top 20.....	74-131-4

DUCKS IN THE NFL

#PRODUCKS

As of Sept. 24, 2023

Name	Pos.	NFL Team
Devon Allen ^	WR	Philadelphia Eagles
Ugo Amadi	S	New Orleans Saints
Arik Armstead	DE	San Francisco 49ers
Malaesala Aumavae-Laulu	OL	Baltimore Ravens
T.J. Bass	OL	Dallas Cowboys
Pharaoh Brown ^	TE	New England Patriots
DeForest Buckner	DT	Indianapolis Colts
Troy Dye	LB	Minnesota Vikings
Austin Faoliu +	DL	Seattle Seahawks
Alex Forsyth	OL	Denver Broncos
Christian Gonzalez	CB	New England Patriots
Thomas Graham Jr.	CB	Cleveland Browns
Hroniss Grasu	C	Las Vegas Raiders
Justin Herbert	QB	Los Angeles Chargers
Jevon Holland	S	Miami Dolphins
Justin Hollins	LB	Green Bay Packers
DJ Johnson	DE	Carolina Panthers
Juwan Johnson	TE	New Orleans Saints
Johnny Johnson III ^	WR	Houston Texans
Hunter Kampmoyer ^	TE	Los Angeles Chargers
Shane Lemieux	OL	New York Giants
Deomodore Lenoir	CB	San Francisco 49ers
Marcus Mariota	QB	Philadelphia Eagles
Verone McKinley III	S	Miami Dolphins
Johnny Mundt	TE	Minnesota Vikings
Jordon Riley	DT	New York Giants
Noah Sewell	ILB	Chicago Bears
Penei Sewell	OL	Detroit Lions
Kayvon Thibodeaux	DE	New York Giants
Calvin Throckmorton	OL	Carolina Panthers

^ Practice Squad
 + PUP List



Cornerback **CHRISTIAN GONZALEZ** was selected No. 17 overall by the New England Patriots in the 2023 NFL Draft, becoming the first Oregon defensive back since 1996 and fourth all-time to be taken in the first round.



GET TO KNOW COACH

COACHING HISTORY

- 2022-Present Oregon (Head Coach)
- 2019-21 Georgia (Defensive Coordinator/OLB)
- 2018 Georgia (Outside Linebackers)
- 2016-17 Memphis (ILB/Recruiting Coordinator)
- 2015 Alabama (Defensive Graduate Assistant)
- 2014 Sam Houston State (Defensive Backs)
- 2013 Arizona State (On-Campus Recruiting Coordinator)
- 2012 Arizona State (Defensive Graduate Assistant)
- 2011 Pittsburgh (Defensive Graduate Assistant)
- 2008-10 Park Hill South HS (Special Teams/DBs/WRs)

PLAYING HISTORY

- 2004-07 William Jewell College (Linebacker)

POSTSEASON EXPERIENCE

HEAD COACH

- Oregon 2022 SDCCU Holiday Bowl

ASSISTANT COACH

- Georgia 2022 CFP National Championship Game[^]
- 2021 Capital One Orange Bowl
- 2020 Chick-fil-A Peach Bowl
- 2019 Allstate Sugar Bowl
- 2018 Allstate Sugar Bowl
- Memphis 2017 Autozone Liberty Bowl
- 2016 Boca Raton Bowl
- Alabama 2015 CFP National Championship
- 2015 Cotton Bowl Classic
- Arizona State 2013 Holiday Bowl
- 2012 Fight Hunger Bowl
- Pittsburgh 2011 Chick-fil-A Peach Bowl

[^] Won national championship as Georgia's DC.

HEAD COACH DAN LANNING

Dan Lanning was officially announced as the 35th head coach in Oregon football history on December 11, 2021, as athletic director Rob Mullens brought one of college football's brightest young coaches and top defensive minds to Eugene to lead the Ducks.

"Dan is an outstanding, high-energy football coach who will provide a world-class experience for our football student-athletes," Mullens said. "He is a tremendous recruiter and developer of talent, and we will continue to compete for championships while providing an environment where our football student-athletes can develop to their fullest potential in the classroom, on the football field, and as people. We are grateful for the opportunity to have Dan as the leader of our football program, and we look forward to the positive impact he will have on our student-athletes."

In his first season as the Ducks' head coach, Lanning led Oregon to a 10-3 record and a win over North Carolina in the SDCCU Holiday Bowl. Lanning became the third Oregon head coach to win 10 games in his first season, and the first since Mark Helfrich in 2013.

Lanning came to Oregon after spending the previous four seasons at Georgia, including the last three as defensive coordinator. He directed the top defense in the nation in his three seasons as defensive coordinator, and helped lead the Bulldogs to the 2022 national championship before taking over full-time as Oregon's new head coach.

A two-time finalist for the Broyles Award as the nation's top assistant coach, Lanning joined Georgia in 2018 as outside linebackers coach before being promoted to defensive coordinator.

A Missouri native, Lanning began his collegiate coaching career as a graduate assistant at Pittsburgh in 2011, and also had stints at Arizona State (2012-13), Sam Houston State (2014), Alabama (2014), and Memphis (2016-17). He made his on-field collegiate coaching debut at Sam Houston State as the defensive backs coach.

As an assistant coach, Lanning has been to and won four of the New Year's Six bowl games, including national titles with both Georgia in 2022 and Alabama in 2015. In four years with Lanning on staff, Georgia also won three SEC Eastern Division titles (2018-19, 2021) and reached back-to-back Allstate Sugar Bowls (2018-19), the Chick-fil-A Peach Bowl (2020), and the Capital One Orange Bowl (2021, CFP Semifinal).

10-WIN DEBUT

Lanning had the Ducks in the national conversation throughout his first season as a head coach, guiding Oregon to 10 wins and a win in the SDCCU Holiday Bowl.

After a tough loss to his former team and the eventual national champion Georgia Bulldogs to open his Oregon career, Lanning and the Ducks bounced back to win eight consecutive games and were in the thick of the College Football Playoff conversation. A late-season injury to quarterback Bo Nix loomed large in a pair of tight losses to Washington and Oregon State, but the Ducks finished strong with a comeback win over North Carolina in the Holiday Bowl.

Despite his background in elite defense, the calling card for Lanning's first Oregon team was an electric offense led by Nix. The Ducks were the only team in the nation to rank in the top 20 in both rushing offense (12th, 215.77 YPG) and passing offense (17th, 284.8 YPG) while tying for ninth in scoring offense (38.8 PPG), and boasted the country's top offensive line with just five sacks allowed.

Nix was phenomenal in his first season as a Duck, before announcing he would return to Oregon for a fifth season of college football in 2023. The UO quarterback ranked fifth in the nation with 44 total touchdowns while setting a new UO single-season record for completion percentage at 71.9, second-best in the nation. Nix led all FBS quarterbacks with 14 rushing touchdowns, the second-most ever in a season by an Oregon quarterback.

Lanning's inaugural Oregon defense was led by a trio of NFL Draft picks in cornerback Christian Gonzalez, defensive end DJ Johnson and linebacker Noah Sewell. Gonzalez led Oregon with four interceptions and went on to be the No. 17 overall pick by the New England Patriots. Johnson led the Ducks in sacks and was a third-round pick by the Carolina Panthers, and Sewell capped a productive three-year Oregon career by being a fifth-round pick by the Chicago Bears. The trio made up half of a six-player NFL Draft class in 2023, the most for the Ducks since 2009.

Lanning became just the fifth head coach in Oregon history to reach 10 wins in a season, and just the third to do so in his debut season in Eugene.

ELITE DEFENSE

Lanning oversaw the nation's top overall defense in his three seasons as Georgia's defensive coordinator, including a historically dominant unit in 2021 as he helped lead the Bulldogs to their third-ever national championship and first since 1980.

In three seasons with Lanning coordinating the defense, Georgia led the country in combined scoring defense (13.6 points per game) and rushing defense (75.7 yards per game), while also ranking No. 2 in total defense (284.3 yards per game).

Lanning's 2021 Georgia defense led the nation in scoring defense by a wide margin at just 10.2 points per game, 4.6 points per game better than any other team in the country. During 12 regular season contests, Georgia's opponents mustered just 6.9 points per game.

The Bulldogs' defense was especially impressive during the 2021 College Football Playoff, with Lanning's unit fueling the program to the national title. Georgia held Michigan to just 11 points in the CFP semifinal, and then limited an Alabama offense that averaged 41.4 points per game to just 18 points in the national title game.

The 2021 Georgia defense allowed just 16 touchdowns all season under Lanning, five fewer than any other team in the country. The Bulldogs held opponents to 10 points or less nine times in 15 games, and Georgia played 11 full quarters to start the season before surrendering a touchdown. In back-to-back games vs. Vanderbilt and Arkansas, Lanning's unit pitched consecutive shutouts while winning by a combined score of 99-0.

Georgia's historic 2021 season also saw the Bulldogs lead the nation in red-zone defense (62.5 score %), while ranking second in total defense (267.9 YPG), rushing defense (78.87 YPG) and yards allowed per play (4.15), and fourth in sacks (49.0). Georgia also had a stout passing defense, ranking 12th overall at 189.1 yards per game.

Lanning also directed the nation's top scoring defense in 2019 - his first year as defensive coordinator - when the Bulldogs allowed just 12.6 points per game. Georgia led the country in rushing defense (74.6 YPG) and set a school record with an FBS-best two rushing touchdowns allowed, while ranking second nationally in yards allowed per play (4.29) and third in total defense (275.7 YPG).

In a 26-14 win over Baylor in the Allstate Sugar Bowl to cap the 2019 season, Lanning's defense held the Bears scoreless in the first half and allowed just 61 rushing yards and 295 total yards.

Lanning's unit led the nation in rushing defense (72.3 YPG) for the second year in a row in 2020 while ranking 12th in total defense (321.0 YPG) and 16th in scoring defense (20.0 PPG). In a 44-21 win over Tennessee, Georgia allowed an incredible minus-1 rushing yards



HEAD COACH DAN LANNING

and 214 total yards while recording three forced fumbles and an interception.

The Bulldogs closed out the 2020 season with a thrilling performance in the Chick-fil-A Peach Bowl, with Lanning's defense holding No. 8 Cincinnati scoreless in the fourth quarter as Georgia scored 14 unanswered points to win, 24-21.

In Lanning's first season at Georgia as the outside linebackers coach in 2018, the Bulldogs ranked 13th nationally in total defense (314.3 YPG) and 14th in scoring defense (19.2 PPG).

Lanning was the inside linebackers coach at Memphis in 2016 and 2017, helping lead a defense that ranked in the top five nationally in turnovers gained both years.

DEVELOPING STARS

Lanning has proven his ability as a talent developer, coaching some of the top defensive players in all of college football throughout his career.

In 2021, Lanning coordinated an elite Georgia defense that was led by a pair of first-team all-Americans in defensive tackle Jordan Davis and linebacker Nakobe Dean. Defensive lineman Devonte Wyatt joined Davis and Dean on the all-SEC first team, and three more Bulldogs earned second-team honors.

Davis was an absolute force in the middle of the Bulldog defense, winning the Chuck Bednarik Award as the nation's top defensive player as well as the Outland Trophy as the top FBS interior lineman. He joined Ndamukong Suh (2009, Nebraska) and Aaron Donald (2013, Pittsburgh) as the only players to win the Bednarik Award and the Outland Trophy in the same season.

Dean took home the 2021 Butkus Award as the top linebacker in the country, becoming the second Bulldog to win the honor in its 37-year history. Dean was second on the team with 72 tackles while adding a team-high 10.5 tackles for loss, 6.0 sacks, two forced fumbles, and two interceptions.

That 2021 defense enjoyed a historic 2022 NFL Draft, with a whopping eight players from Lanning's unit being selected. That group was led defensive end Travon Walker, who went No. 1 overall to the Jacksonville Jaguars. Walker was joined by Davis (Philadelphia, No. 13), linebacker Quay Walker (Green Bay, No. 22), Wyatt (Green Bay, No. 28) and safety Lewis Cine (Minnesota, No. 32) in the first round as Georgia became the first defense ever to have five first-round selections in the same draft. Dean and fellow linebacker Channing Tindall both went in the third round to give Lanning's defense seven picks in the first three rounds.

In 2020, Lanning coached a defense that featured four 2021 NFL Draft selections. Defensive back Eric Stokes was taken by the Green Bay Packers with the 29th overall pick after putting together a first-team all-American season with four interceptions.

Defensive back Tyson Campbell went four picks after Stokes at No. 33 overall to the Jacksonville Jaguars, and linebacker Azeem Ojulari was taken at No. 50 by the New York Giants. Ojulari led the SEC in sacks (8.5) and forced fumbles (3) while ranking second in tackles for loss (11.5). Linebacker Monty Rice went to the Tennessee Titans in the third round with the 92nd overall pick.

Lanning's 2019 Georgia defense was led by safety J.R. Reed, who earned all-America honors by four different outlets. Linebacker Tae Crowder was a semifinalist for the Butkus Award and was taken by the Giants with the final pick of the 2020 NFL Draft.

In his first season at Georgia in 2018, Lanning coached outside linebacker D'Andre Walker to a second-team all-SEC selection. Walker led the team in sacks and tackles for loss and was a fifth-round pick by the Tennessee Titans in the 2019 NFL Draft.

As the inside linebackers coach at Memphis (2016-17), Lanning coached a two-time first-team all-AAC selection in linebacker Genard Avery, a fifth-round pick by the Cleveland Browns in the 2018 NFL Draft.

Lanning made his on-field collegiate coaching debut at Sam Houston State in 2014 as the defensive backs coach, mentoring three players who earned all-Southland Conference honors. Trenier Orr also received all-America recognition.

RELENTLESS RECRUITER

Lanning is regarded as one of the top recruiters in the country. At the time of his hiring at Oregon, 247Sports listed Lanning as the No. 8 ranked recruiter in the nation.

Oregon's new head coach immediately went to work on the recruiting trail upon arriving in Eugene, signing a 2022 class that 247Sports regarded as the 13th best in the country and best in the Pac-12 entering the season. Lanning's initial UO class included five-star offensive lineman Josh Conerly Jr., as well as 10 four-star recruits.

Lanning continued his recruiting momentum into 2023, landing a consensus top-10 class that was headlined by five-star receiver Jurrion Dickey and five-star edge rusher Matayo Uiagalelei. Lanning also showed a knack for attacking the transfer portal early in his Oregon tenure, landing key contributors like Nix, Gonzalez and running back Bucky Irving for 2022 before signing receiver Tez Johnson, offensive lineman Ajani Cornelius and defensive end Jordan Burch among a flurry of transfer additions for 2023.

Lanning was the lead recruiter for linebacker Nakobe Dean, the eventual 2021 Butkus Award winner as the nation's top linebacker and first-team all-American. Dean was 247Sports' No. 2 ranked inside linebacker in the 2019 class and No. 19 player overall.

Lanning played a huge role in Georgia signing defensive end Nolan Smith, the top-ranked overall player in the 2019 class. In three seasons with the Bulldogs, Smith has racked up 81 total tackles, 11.0 tackles for loss, and 6.5 sacks with two forced fumbles and an interception.

According to 247Sports, Lanning has received commitments from five five-star prospects and 14 four-star recruits.

Lanning was the on-campus recruiting coordinator at Arizona State in 2013, helping the Sun Devils land a top-20 signing class. Lanning was also the co-recruiting coordinator during his year at Sam Houston State in 2014.

PLAYING CAREER & PERSONAL

Born in North Kansas City, Mo., Lanning spent his playing days as a linebacker at William Jewell College in Liberty, Mo. He earned two Bachelor of Science degrees in physical education and secondary education in 2008.

Lanning began his coaching career at Park Hill South High School in Missouri after earning his degree, spending three seasons as the special teams, defensive backs and wide receivers coach. During that time, he completed coursework for his Master's degree in secondary administration from William Woods University in Fulton, Mo.

Lanning and his wife, Sauphia, have three sons - Caden, Kniles, and Titan.

NUMBERS TO KNOW

1

Georgia was the nation's No. 1 defense from 2019-21 with Lanning as DC, allowing just 13.6 points per game during that stretch.

Lanning's first Oregon team produced six NFL Draft picks, the most for the program since 2009.

6

10

Lanning led Oregon to a 10-3 record in 2022, becoming the third UO head coach to win 10 games in his first season.

WHAT THEY'RE SAYING

“Dan Lanning has done a tremendous job here, he's by far one of the most loyal, hardworking guys that I've been around. He's bright, energetic, a good teacher. He'll do wonderful things at Oregon, I'm so happy for him that he got an opportunity for a job like that. He had several interviews, several opportunities that he wasn't interested in, some that he was, and it was one he thought was a great opportunity.”

- Kirby Smart, Georgia Head Coach

“Dan is so much more than X's and O's and recruiting. What our student-athletes will find is what we found in our conversations with Dan, a humble, hard-working, compassionate, energetic coach, capable of leading an elite football program. Our student-athletes, our staff and our fans will love having Dan as the leader of this program.”

- Rob Mullens, Oregon Athletic Director



“Why I coach, ultimately this is about the game that I love,” Lanning said at his introductory press conference. “My heart beats faster when I say the word ‘football.’ That’s the way that I truly believe; I feel strongly about that and coaches in football have poured so much into me. I feel like I owe it to the game to be able to pour it back.”



BUCKY IRVING

Jr. » RB
Chicago, Ill. » Hillcrest HS/Minnesota

CAREER STATS

	GP/GS	RUSHING					RECEIVING				
		ATT	YDS	AVG	TD	LNG	REC	YDS	AVG	TD	LNG
2021 (MINN)	12/0	133	699	5.3	4	41	8	73	9.1	0	36
2022	13/12	156	1,058	6.8	5	66	31	299	9.6	3	37
2023	4/4	37	305	8.2	3	66	15	114	9.0	0	25
TOTAL	29/16	326	2,062	6.3	12	66	54	486	9.0	3	37

2023

	ATT	YDS	AVG	TD	LNG	RECEIVING				
						REC	YDS	AVG	TD	LNG
PORTLAND STATE*	4	119	29.8	2	56	3	30	10.0	0	18
at Texas Tech*	11	38	3.5	1	9	7	50	7.1	0	25
HAWAII*	12	59	4.9	0	11	2	15	7.5	0	9
COLORADO*	10	89	8.9	0	25	3	19	6.3	0	9
at Stanford	---	---	---	---	---	---	---	---	---	---
at Washington	---	---	---	---	---	---	---	---	---	---
WASHINGTON STATE	---	---	---	---	---	---	---	---	---	---
at Utah	---	---	---	---	---	---	---	---	---	---
CALIFORNIA	---	---	---	---	---	---	---	---	---	---
USC	---	---	---	---	---	---	---	---	---	---
at Arizona State	---	---	---	---	---	---	---	---	---	---
OREGON STATE	---	---	---	---	---	---	---	---	---	---

2022

	ATT	YDS	AVG	TD	LNG	RECEIVING				
						REC	YDS	AVG	TD	LNG
vs. Georgia*	5	13	2.6	0	7	2	20	10.0	0	16
EASTERN WASHINGTON	8	74	9.2	1	26	0	0	0.0	0	0
BYU*	14	97	6.9	0	36	0	0	0.0	0	0
at Washington State*	11	81	7.4	0	19	5	38	7.6	1	0
STANFORD*	10	97	9.7	0	27	0	0	0.0	0	0
at Arizona*	12	67	5.6	1	23	3	30	10.0	0	17
UCLA*	19	107	5.6	0	13	3	57	19.0	1	37
at California*	10	32	3.2	0	7	3	61	20.3	1	29
at Colorado*	11	120	10.9	0	65	1	0	0.0	0	0
WASHINGTON*	20	149	7.4	0	21	5	35	7.0	0	10
UTAH*	10	20	2.0	1	10	3	33	11.0	0	15
at Oregon State*	13	52	4.0	0	10	5	26	5.2	0	7
vs. North Carolina*	13	149	11.5	2	66	1	-1	-1.0	0	-1

2021

	ATT	YDS	AVG	TD	LNG	RECEIVING				
						REC	YDS	AVG	TD	LNG
OHIO STATE	DID NOT PLAY									
MIAMI (OHIO)	0	0	0.0	0	0	0	0	0.0	0	0
at Colorado	15	89	5.9	0	28	1	3	3.0	0	3
BOWLING GREEN	4	8	2.0	0	6	0	0	0.0	0	0
at Purdue	6	15	2.5	0	4	0	0	0.0	0	0
NEBRASKA	7	28	4.0	0	10	1	1	1.0	0	1
MARYLAND	15	105	7.0	1	21	1	28	28.0	0	28
at Northwestern	19	110	5.8	2	41	2	5	2.5	0	4
ILLINOIS	5	26	5.2	0	13	0	0	0.0	0	0
at Iowa	17	80	4.7	0	16	1	-3	-3.0	0	0
at Indiana	14	70	5.0	1	16	0	0	0.0	0	0
WISCONSIN	12	39	3.3	0	9	2	39	19.5	0	36
vs. West Virginia	19	129	6.8	0	24	0	0	0.0	0	0

CAREER HIGHS

Rushes20 vs. Washington (11/12/22)
 Rushing Yards 149 vs. Washington (11/12/22)
 Rushing TDs 2 (3x) last vs. Portland State (9/2/23)
 Long Rush 66 vs. North Carolina (12/28/22)
 100-Yard Games 8, last vs. Portland State (9/2/23)
 Receptions 7 at Texas Tech (9/9/23)
 Receiving Yards 61 at California (10/29/22)
 Receiving TDs 1 (3x) last at California (10/29/22)
 Long Reception 37 vs. UCLA (10/22/22)
 All-Purpose Yards 184 vs. Washington (11/12/22)

TYSHEEM JOHNSON

Jr. » DB
Chicago, Ill. » Hillcrest HS/Ole Miss

CAREER STATS

	GP/GS	UA	A	TOT	TFL	SCK	FF	FR	INT	QBH	BRUP
2021 (MISS)	13/10	18	29	47	4.0-16	1.0-9	0	0-0	1-0	1	1
2022 (MISS)	13/9	38	40	78	4.0-9	0.0-0	0	0-0	0-0	3	2
2023	4/4	15	9	24	2.0-6	1.0-5	0	0-0	0-0	0	1
TOTAL	29/22	70	75	145	10.0-31	2.0-14	0	0-0	1-0	4	4

2023

	UA	A	TOT	TFL	SCK	FF	FR	INT	QBH	BRUP
PORTLAND STATE*	2	2	4	1.0-1	0.0-0	0	0-0	0-0	0	1
at Texas Tech*	7	1	8	1.0-5	1.0-5	0	0-0	0-0	0	0
HAWAII*	5	3	8	0.0-0	0.0-0	0	0-0	0-0	0	0
COLORADO*	1	3	4	0.0-0	0.0-0	0	0-0	0-0	0	0
at Stanford	---	---	---	---	---	---	---	---	---	---
at Washington	---	---	---	---	---	---	---	---	---	---
WASHINGTON STATE	---	---	---	---	---	---	---	---	---	---
at Utah	---	---	---	---	---	---	---	---	---	---
CALIFORNIA	---	---	---	---	---	---	---	---	---	---
USC	---	---	---	---	---	---	---	---	---	---
at Arizona State	---	---	---	---	---	---	---	---	---	---
OREGON STATE	---	---	---	---	---	---	---	---	---	---

2022 (at Ole Miss)

	UA	A	TOT	TFL	SCK	FF	FR	INT	QBH	BRUP
TROY*	4	4	12	1.0-1	0.0-0	0	0	0	0	0
CENTRAL ARKANSAS*	1	4	5	0.0-0	0.0-0	0	0	0	1	0
at Georgia Tech	1	1	2	1.0-2	0.0-0	0	0	0	0	0
TULSA*	6	2	8	0.0-0	0.0-0	0	0	0	0	1
KENTUCKY*	3	0	3	1.0-1	0.0-0	0	0	0	1	0
at Vanderbilt*	5	1	6	0.0-0	0.0-0	0	0	0	0	0
AUBURN	2	1	3	0.0-0	0.0-0	0	0	0	1	0
at LSU*	5	5	10	0.0-0	0.0-0	0	0	0	0	0
at Texas A&M*	2	2	4	0.0-0	0.0-0	0	0	0	0	0
ALABAMA	2	4	6	1.0-5	0.0-0	0	0	0	0	0
at Arkansas*	2	2	4	0.0-0	0.0-0	0	0	0	0	1
MISSISSIPPI STATE*	2	8	10	0.0-0	0.0-0	0	0	0	0	0
vs. Texas Tech*	1	4	5	0.0-0	0.0-0	0	0	0	0	0

2021 (at Ole Miss)

	UA	A	TOT	TFL	SCK	FF	FR	INT	QBH	BRUP
LOUISVILLE	3	5	8	0.5-0	0.0-0	0	0	0	0	0
AUSTIN PEAY	2	1	3	0.0-0	0.0-0	0	0	0	0	0
TULANE	1	4	5	0.0-0	0.0-0	0	0	0	0	0
at Alabama	2	5	7	1.0-4	0.0-0	0	0	0	0	0
ARKANSAS	1	5	6	0.5-2	0.0-0	0	0	0	0	0
at Tennessee	3	0	3	1.0-1	0.0-0	0	0	0	0	0
LSU	1	3	4	0.0-0	0.0-0	0	0	1	0	0
at Auburn	1	1	2	0.0-0	0.0-0	0	0	0	1	0
LIBERTY	1	0	1	1.0-9	1.0-9	0	0	0	0	1
TEXAS A&M	0	0	0	0.0-0	0.0-0	0	0	0	0	0
VANDERBILT	1	3	4	0.0-0	0.0-0	0	0	0	0	0
at Mississippi State	1	0	1	0.0-0	0.0-0	0	0	0	0	0
vs. Baylor	1	2	3	0.0-0	0.0-0	0	0	0	0	0

*started game

CAREER HIGHS

Tackles12 vs. Troy (9/3/22)
 Tackles For Loss 1.0 (9x) last at Texas Tech (9/9/23)
 Sacks 1.0 (2x) last at Texas Tech (9/9/23)
 Interceptions 1 at LSU (10/23/21)
 Interception Return Yards none
 QB Hurries 1 (4x) last vs. Auburn (10/15/22)
 Pass Breakups 1 (4x) last vs. Portland State (9/2/23)
 Forced Fumbles none
 Fumble Recoveries none



JORDAN BURCH

1

Jr. » DE
Columbia, S.C. » Hammond School/South Carolina

CAREER STATS

	GP/GS	UA	A	TOT	TFL	SCK	FF	FR	INT	QBH	BRUP
2020 (SC)	8/0	9	10	19	2.5-7	0.0-0	0	1-7	0-0	0	0
2021 (SC)	13/1	14	12	26	2.5-9	1.0-4	0	0-0	1-61	3	1
2022 (SC)	13/13	32	28	60	7.5-36	3.5-23	0	1-0	0-0	14	3
2023	4/4	4	5	9	4-28	3-27	0	0-0	0-0	0	0
TOTAL	37/17	59	55	114	16.5-80	7.5-54	0	2-7	1-61	17	4

2023

	UA	A	TOT	TFL	SCK	FF	FR	INT	QBH	BRUP
PORTLAND STATE*	2	1	3	1.0-1	0.0-0	0	0-0	0-0	0	0
at Texas Tech*	0	0	0	0.0-0	0.0-0	0	0-0	0-0	0	0
HAWAII*	1	1	2	1.0-5	1.0-5	0	0-0	0-0	0	0
COLORADO*	1	3	4	2.0-22	2.0-22	0	0-0	0-0	0	0
at Stanford	---	---	---	---	---	---	---	---	---	---
at Washington	---	---	---	---	---	---	---	---	---	---
WASHINGTON STATE	---	---	---	---	---	---	---	---	---	---
at Utah	---	---	---	---	---	---	---	---	---	---
CALIFORNIA	---	---	---	---	---	---	---	---	---	---
USC	---	---	---	---	---	---	---	---	---	---
at Arizona State	---	---	---	---	---	---	---	---	---	---
OREGON STATE	---	---	---	---	---	---	---	---	---	---

2022 (at South Carolina)

	UA	A	TOT	TFL	SCK	FF	FR	INT	QBH	BRUP
GEORGIA STATE*	3	2	5	0.5-1	0.0-0	0	0-0	0-0	0	1
at Arkansas*	4	6	10	2.0-5	1.0-4	0	0-0	0-0	0	0
GEORGIA*	0	1	1	0.0-0	0.0-0	0	0-0	0-0	2	0
CHARLOTTE*	2	1	3	1.0-5	0.0-0	0	0-0	0-0	3	0
SOUTH CAROLINA STATE*	1	1	2	0.0-0	0.0-0	0	0-0	0-0	0	0
at Kentucky*	3	3	6	1.5-9	1.5-9	0	0-0	0-0	0	0
TEXAS A&M*	3	4	7	0.0-0	0.0-0	0	0-0	0-0	2	1
MISSOURI*	2	0	2	0.0-0	0.0-0	0	0-0	0-0	0	0
at Vanderbilt*	3	1	4	1.0-10	1.0-10	0	0-0	0-0	2	0
at Florida*	4	3	7	0.5-1	0.0-0	0	0-0	0-0	0	0
TENNESSEE*	4	2	6	1.0-5	0.0-0	0	1-0	0-0	0	0
at Clemson*	1	2	3	0.0-0	0.0-0	0	0-0	0-0	1	1
vs. Notre Dame*	2	2	4	0.0-0	0.0-0	0	0-0	0-0	4	0

2021 (at South Carolina)

	UA	A	TOT	TFL	SCK	FF	FR	INT	QBH	BRUP
EASTERN ILLINOIS	1	0	1	0.0-0	0.0-0	0	0	1-61	0	0
at East Carolina	0	0	0	0.0-0	0.0-0	0	0	0-0	0	0
at Georgia	0	2	0	0.0-0	0.0-0	0	0	0-0	0	0
KENTUCKY	1	0	1	0.0-0	0.0-0	0	0	0-0	0	0
TROY	1	0	1	0.0-0	0.0-0	0	0	0-0	0	0
at Tennessee	2	1	3	0.0-0	0.0-0	0	0	0-0	0	1
VANDERBILT	1	0	1	0.0-0	0.0-0	0	0	0-0	0	0
at Texas A&M	0	2	2	0.0-0	0.0-0	0	0	0-0	3	0
FLORIDA	1	1	2	1.5-5	1.0-4	0	0	0-0	0	0
at Missouri	0	0	0	0.0-0	0.0-0	0	0	0-0	0	0
AUBURN	3	1	4	0.0-0	0.0-0	0	0	0-0	0	0
CLEMSON	2	2	4	0.0-0	0.0-0	0	0	0-0	0	0
vs. North Carolina*	2	3	5	1.0-4	0.0-0	0	0	0-0	0	0

2020 (at South Carolina)

	UA	A	TOT	TFL	SCK	FF	FR	INT	QBH	BRUP
TENNESSEE	1	0	1	1.0-3	0.0-0	0	0-0	0-0	0	0
at Florida	2	0	2	1.0-4	0.0-0	0	0-0	0-0	0	0
at Vanderbilt	3	2	5	0.0-0	0.0-0	0	1-7	0-0	0	0
AUBURN	0	2	2	0.0-0	0.0-0	0	0-0	0-0	0	0
at LSU	2	3	5	0.5-0	0.0-0	0	0-0	0-0	0	0
TEXAS A&M	1	2	3	0.0-0	0.0-0	0	0-0	0-0	0	0
at Ole Miss	0	1	1	0.0-0	0.0-0	0	0-0	0-0	0	0
MISSOURI	0	0	0	0.0-0	0.0-0	0	0-0	0-0	0	0
GEORGIA	DID NOT PLAY									
at Kentucky	DID NOT PLAY									
vs. UAB	DID NOT PLAY									

*started game

CAREER HIGHS

Tackles.....	10 at Arkansas (9/10/22)
Tackles For Loss.....	2.0 (2x) last vs. Colorado (9/23/23)
Sacks.....	2.0 vs. Colorado (9/23/23)
Interceptions.....	1 vs. Eastern Illinois (9/4/21)
Interception Return Yards.....	61 vs. Eastern Illinois (9/4/21)
QB Hurries.....	4 vs. Notre Dame (12/30/22)
Pass Breakups.....	1 (4x) last at Clemson (11/26/22)
Forced Fumbles.....	none
Fumble Recoveries.....	1 (2x) last vs. Tennessee (11/19/22)



KRIS HUTSON

Jr. » WR
Compton, Calif. » St. John Bosco HS

CAREER STATS

	GP/GS	RECEIVING					KICK RETURNS				
		REC	YDS	AVG	TD	LNG	ATT	YDS	AVG	TD	LNG
2020	7/2	4	37	9.3	0	11	5	107	21.4	0	36
2021	14/8	31	419	13.5	2	50	14	313	22.4	0	33
2022	13/10	44	472	10.7	0	58	12	238	19.8	0	33
2023	2/0	0	0	0.0	0	0	0	0	0.0	0	0
TOTAL	36/20	79	928	11.7	2	58	31	658	21.2	0	36

2023

	RECEIVING					KICK RETURNS					
	REC	YDS	AVG	TD	LNG	ATT	YDS	AVG	TD	LNG	
PORTLAND STATE	DID NOT PLAY										
at Texas Tech	DID NOT PLAY										
HAWAII	0	0	0.0	0	0	0	0	0.0	0	0	
COLORADO	0	0	0.0	0	0	0	0	0.0	0	0	
at Stanford	---	---	---	---	---	---	---	---	---	---	
at Washington	---	---	---	---	---	---	---	---	---	---	
WASHINGTON STATE	---	---	---	---	---	---	---	---	---	---	
at Utah	---	---	---	---	---	---	---	---	---	---	
CALIFORNIA	---	---	---	---	---	---	---	---	---	---	
USC	---	---	---	---	---	---	---	---	---	---	
at Arizona State	---	---	---	---	---	---	---	---	---	---	
OREGON STATE	---	---	---	---	---	---	---	---	---	---	

2022

	RECEIVING					KICK RETURNS				
	REC	YDS	AVG	TD	LNG	ATT	YDS	AVG	TD	LNG
vs. Georgia*	0	0	0.0	0	0	0	0	0.0	0	0
EASTERN WASHINGTON*	3	10	3.3	0	13	0	0	0.0	0	0
BYU*	1	26	26.0	0	26	0	0	0.0	0	0
at Washington State	5	72	14.4	0	55	0	0	0.0	0	0
STANFORD*	3	11	3.7	0	9	2	26	13.0	0	26
at Arizona	2	60	30.0	0	42	0	0	0.0	0	0
UCLA*	3	14	4.7	0	9	0	0	0.0	0	0
at California*	4	67	16.8	0	26	1	22	22.0	0	22
at Colorado*	4	80	20.0	0	58	0	0	0.0	0	0
WASHINGTON*	7	55	7.9	0	12	3	85	28.3	0	33
UTAH*	9	56	6.2	0	20	3	51	17.0	0	23
at Oregon State*	1	11	11.0	0	11	3	54	18.0	0	29
vs. North Carolina	2	10	5.0	0	5	0	0	0.0	0	0

2021

	RECEIVING					KICK RETURNS				
	REC	YDS	AVG	TD	LNG	ATT	YDS	AVG	TD	LNG
FRESNO STATE*	2	22	11.0	0	19	0	0	0.0	0	0
at Ohio State*	1	30	30.0	0	30	2	38	19.0	0	23
STONY BROOK*	1	6	6.0	0	6	0	0	0.0	0	0
ARIZONA*	1	29	29.0	0	29	0	0	0.0	0	0
at Stanford	1	7	7.0	0	7	1	22	22.0	0	22
CALIFORNIA	3	36	12.0	0	20	2	55	27.5	0	33
at UCLA	2	23	11.5	0	16	0	0	0.0	0	0
COLORADO	1	9	9.0	0	9	1	24	24.0	0	24
at Washington	0	0	0.0	0	0	0	0	0.0	0	0
WASHINGTON STATE	1	18	18.0	0	18	0	0	0.0	0	0
at Utah*	4	96	24.0	0	50	1	23	23.0	0	23
OREGON STATE*	7	82	11.7	1	25	0	0	0.0	0	0
vs. Utah*	1	6	6.0	0	6	0	0	0.0	0	0
vs. Oklahoma*	6	55	9.2	1	34	7	151	21.6	0	28

2020

	RECEIVING					KICK RETURNS				
	REC	YDS	AVG	TD	LNG	ATT	YDS	AVG	TD	LNG
STANFORD	0	0	0.0	0	0	0	0	0.0	0	0
at Washington State	2	18	9.0	0	9	0	0	0.0	0	0
UCLA	1	11	11.0	0	11	0	0	0.0	0	0
at Oregon State	1	8	8.0	0	8	0	0	0.0	0	0
at California*	0	0	0.0	0	0	0	0	0.0	0	0
at USC	0	0	0.0	0	0	0	0	0.0	0	0
vs. Iowa State	0	0	0.0	0	0	5	107	21.4	0	36

*started game

CAREER HIGHS

Receptions.....	9 vs. Utah (11/19/22)
Receiving Yards.....	96 at Utah (11/20/21)
Receiving Touchdowns.....	1 (2x) last vs. Oklahoma (12/29/21)
Long Reception.....	58 at Colorado (11/5/22)
Kickoff Returns.....	7 vs. Oklahoma (12/29/21)
Kickoff Return Yards.....	151 vs. Oklahoma (12/29/21)
Long Kickoff Return.....	36 vs. Iowa State (1/2/21)



JEFFREY BASSA

Jr. » ILB
West Valley City, Utah » Kearns HS

CAREER STATS

	GP/GS	UA	A	TOT	TFL	SCK	FF	FR	INT	QBH	BRUP
2021	14/7	29	19	48	3.5-9	1.0-3	0	0-0	0-0	1	1
2022	13/9	31	31	62	4.0-26	2.0-15	0	0-0	2-33	1	0
2023	4/4	13	6	19	1.0-2	0.0-0	0	0-0	1-45	1	0
TOTAL	31/20	73	56	129	8.5-37	3.0-18	0	0	3-78	3	1

2023

	UA	A	TOT	TFL	SCK	FF	FR	INT	QBH	BRUP
PORTLAND STATE*	2	2	4	0.0-0	0.0-0	0	0-0	0-0	1	0
at Texas Tech*	8	1	9	1.0-2	0.0-0	0	0-0	1-45	0	0
HAWAII*	2	1	3	0.0-0	0.0-0	0	0-0	0-0	0	0
COLORADO*	1	2	3	0.0-0	0.0-0	0	0-0	0-0	0	0
at Stanford	---	---	---	---	---	---	---	---	---	---
at Washington	---	---	---	---	---	---	---	---	---	---
WASHINGTON STATE	---	---	---	---	---	---	---	---	---	---
at Utah	---	---	---	---	---	---	---	---	---	---
CALIFORNIA	---	---	---	---	---	---	---	---	---	---
USC	---	---	---	---	---	---	---	---	---	---
at Arizona State	---	---	---	---	---	---	---	---	---	---
OREGON STATE	---	---	---	---	---	---	---	---	---	---

2022

	UA	A	TOT	TFL	SCK	FF	FR	INT	QBH	BRUP
vs. Georgia	3	0	3	0.0-0	0.0-0	0	0-0	0-0	0	0
EASTERN WASHINGTON	1	0	1	0.0-0	0.0-0	0	0-0	0-0	0	0
BYU	3	2	5	0.0-0	0.0-0	0	0-0	0-0	0	0
at Washington State*	3	7	10	1.0-3	0.0-0	0	0-0	0-0	0	0
STANFORD*	1	3	4	0.0-0	0.0-0	0	0-0	0-0	1	0
at Arizona*	3	1	4	1.0-7	1.0-7	0	0-0	0-0	0	0
UCLA*	3	0	3	0.0-0	0.0-0	0	0-0	0-0	0	0
at California*	2	3	5	1.0-8	0.0-0	0	0-0	0-0	0	0
at Colorado	2	1	3	0.0-0	0.0-0	0	0-0	0-0	0	0
WASHINGTON*	2	6	8	0.0-0	0.0-0	0	0-0	1-0	0	0
UTAH*	1	4	5	0.0-0	0.0-0	0	0-0	0-0	0	0
at Oregon State*	1	4	5	0.0-0	0.0-0	0	0-0	1-33	0	0
vs. North Carolina*	6	0	6	1.0-8	1.0-8	0	0-0	0-0	0	0

2021

	UA	A	TOT	TFL	SCK	FF	FR	INT	QBH	BRUP
FRESNO STATE	0	0	0	0.0-0	0.0-0	0	0-0	0-0	0	0
at Ohio State	0	0	0	0.0-0	0.0-0	0	0-0	0-0	0	0
STONY BROOK	1	1	2	0.0-0	0.0-0	0	0-0	0-0	0	0
ARIZONA	0	0	0	0.0-0	0.0-0	0	0-0	0-0	0	0
at Stanford	1	0	1	0.0-0	0.0-0	0	0-0	0-0	0	0
CALIFORNIA*	2	1	3	0.0-0	0.0-0	0	0-0	0-0	0	0
at UCLA*	2	4	6	0.5-1	0.0-0	0	0-0	0-0	0	0
COLORADO*	3	3	6	1.5-4	0.0-0	0	0-0	0-0	0	0
at Washington*	4	2	6	1.5-4	1.0-3	0	0-0	0-0	0	1
WASHINGTON STATE*	3	1	4	0.0-0	0.0-0	0	0-0	0-0	1	0
at Utah*	4	3	7	0.0-0	0.0-0	0	0-0	0-0	0	0
OREGON STATE*	1	0	1	0.0-0	0.0-0	0	0-0	0-0	0	0
vs. Utah	3	0	3	0.0-0	0.0-0	0	0-0	0-0	0	0
vs. Oklahoma	5	4	9	0.0-0	0.0-0	0	0-0	0-0	0	0

*started game

CAREER HIGHS

Tackles.....10 at Washington State (9/24/22)
 Tackles For Loss1.5 (2x) at Washington (11/6/21)
 Sacks.....1.0 (3x) last vs. North Carolina (12/28/22)
 Interceptions.....1 (3x) last at Texas Tech (9/9/23)
 Interception Return Yards.....45 at Texas Tech (9/9/23)
 QB Hurries.....1 (3x) last vs. Portland State (9/2/23)
 Pass Breakups.....1 at Washington (11/6/21)
 Forced Fumbles.....none
 Fumble Recoveries.....none



GARY BRYANT JR.

So. » WR
Riverside, Calif. » Centennial HS/USC

CAREER STATS

	GP/GS	RECEIVING				KICK RETURN					
		REC	YDS	AVG	TD	LNG	ATT	YDS	AVG	TD	LNG
2020 (USC)	5/0	7	51	7.3	0	23	8	210	26.3	0	56
2021 (USC)	10/7	44	579	13.2	7	62	16	413	25.8	0	62
2022 (USC)	3/0	2	15	7.5	0	8	0	0	0.0	0	0
2023	4/4	13	169	13.0	2	31	3	61	20.3	0	24
TOTAL	22/11	66	810	12.3	9	62	27	684	25.3	0	62

2023

	RECEIVING				KICK RETURN					
	REC	YDS	AVG	TD	LNG	ATT	YDS	AVG	TD	LNG
PORTLAND STATE*	7	100	14.3	2	21	0	0	0.0	0	0
at Texas Tech*	8	109	13.6	0	21	2	37	18.5	0	20
HAWAII*	3	50	16.7	0	31	0	0	0.0	0	11
COLORADO*	2	10	5.0	0	6	1	24	24.0	0	24
at Stanford	---	---	---	---	---	---	---	---	---	---
at Washington	---	---	---	---	---	---	---	---	---	---
WASHINGTON STATE	---	---	---	---	---	---	---	---	---	---
at Utah	---	---	---	---	---	---	---	---	---	---
CALIFORNIA	---	---	---	---	---	---	---	---	---	---
USC	---	---	---	---	---	---	---	---	---	---
at Arizona State	---	---	---	---	---	---	---	---	---	---
OREGON STATE	---	---	---	---	---	---	---	---	---	---

2022 (at USC)

	RECEIVING				KICK RETURN					
	REC	YDS	AVG	TD	LNG	ATT	YDS	AVG	TD	LNG
RICE	1	7	7.0	0	7	0	0	0.0	0	0
at Stanford	1	8	8.0	0	8	0	0	0.0	0	0
FRESNO STATE	0	0	0.0	0	0	0	0	0.0	0	0
at Oregon State										DID NOT PLAY
ARIZONA STATE										DID NOT PLAY
WASHINGTON STATE										DID NOT PLAY
at Utah										DID NOT PLAY
at Arizona										DID NOT PLAY
CALIFORNIA										DID NOT PLAY
COLORADO										DID NOT PLAY
at UCLA										DID NOT PLAY
NOTRE DAME										DID NOT PLAY
vs. Utah										DID NOT PLAY
vs. Tulane										DID NOT PLAY

2021 (at USC)

	RECEIVING				KICK RETURN					
	REC	YDS	AVG	TD	LNG	ATT	YDS	AVG	TD	LNG
SAN JOSE STATE										DID NOT PLAY
STANFORD*	4	11	2.8	0	6	1	17	17.0	0	17
at Washington State	3	56	18.7	1	38	2	62	31.0	0	37
OREGON STATE	5	22	4.4	1	9	1	21	21.0	0	21
at Colorado*	2	21	10.5	1	15	0	0	0.0	0	0
UTAH*	5	85	17.0	0	38	2	31	15.5	0	21
at Notre Dame*	2	14	7.0	0	8	3	61	20.3	0	24
ARIZONA	3	89	29.7	2	62	1	20	20.0	0	20
at Arizona State*	6	64	10.7	0	22	1	37	37.0	0	37
UCLA*	9	161	17.9	1	44	3	76	25.3	0	30
BYU*	5	56	11.2	1	16	2	88	44.0	0	62
at California										DID NOT PLAY

2020 (at USC)

	RECEIVING				KICK RETURN					
	REC	YDS	AVG	TD	LNG	ATT	YDS	AVG	TD	LNG
ARIZONA STATE										DID NOT PLAY
at Arizona	1	3	3.0	0	3	0	0	0.0	0	0
at Utah	0	0	0.0	0	0	2	36	18.0	0	18
WASHINGTON STATE	4	31		0	23	0	0	0.0	0	0
at UCLA	0	0	0.0	0	0	1	56	56.0	0	56
OREGON	2	17	8.5	0	10	5	118	23.6	0	33

*started game

CAREER HIGHS

Receptions.....	9 vs. UCLA (11/20/21)
Receiving Yards.....	161 vs. UCLA (11/20/21)
Receiving Touchdowns.....	2 (2x) last vs. Portland State (9/2/23)
Long Reception.....	62 vs. Arizona (10/30/21)
100-Yard Receiving Games.....	2, last vs. Portland State (9/2/23)



BRANDON DORLUS

Sr. » DT
Fort Lauderdale, Fla. » Deerfield Beach HS

CAREER STATS

	GP/GS	UA	A	TOT	TFL	SCK	FF	FR	INT	QBH	BRUP
2019	9/0	4	1	5	2.0-5	1.0-3	0	0-0	0-0	1	0
2020	7/1	7	5	12	2.0-8	1.0-7	0	0-0	0-0	1	1
2021	14/12	14	11	25	7.0-14	2.5-9	0	0-0	0-0	4	2
2022	13/13	19	20	39	9.5-26	2.5-12	0	0-0	0-0	2	1
2023	4/3	1	7	8	1.0-7	1.0-7	0	1-0	0-0	1	1
TOTAL	47/29	45	44	89	21.5-60	8.0-38	0	1-0	0-0	9	5

2023

	UA	A	TOT	TFL	SCK	FF	FR	INT	QBH	BRUP
PORTLAND STATE	1	1	2	0.0-0	0.0-0	0	0-0	0-0	1	1
at Texas Tech*	0	1	1	0.0-0	0.0-0	0	1-0	0-0	0	0
HAWAII*	0	1	1	0.0-0	0.0-0	0	0-0	0-0	0	0
COLORADO*	0	4	4	1.0-7	1.0-7	0	0-0	0-0	0	0
at Stanford	---	---	---	---	---	---	---	---	---	---
at Washington	---	---	---	---	---	---	---	---	---	---
WASHINGTON STATE	---	---	---	---	---	---	---	---	---	---
at Utah	---	---	---	---	---	---	---	---	---	---
CALIFORNIA	---	---	---	---	---	---	---	---	---	---
USC	---	---	---	---	---	---	---	---	---	---
at Arizona State	---	---	---	---	---	---	---	---	---	---
OREGON STATE	---	---	---	---	---	---	---	---	---	---

2022

	UA	A	TOT	TFL	SCK	FF	FR	INT	QBH	BRUP
vs. Georgia*	0	1	1	0.0-0	0.0-0	0	0-0	0-0	0	0
EASTERN WASHINGTON*	1	1	2	1.0-2	0.0-0	0	0-0	0-0	0	0
BYU+	2	5	7	1.5-3	0.5-2	0	0-0	0-0	0	0
at Washington State*	1	2	3	0.0-0	0.0-0	0	0-0	0-0	1	0
STANFORD*	4	1	5	3.0-12	2.0-10	0	0-0	0-0	0	0
at Arizona*	0	1	1	0.0-0	0.0-0	0	0-0	0-0	0	1
UCLA*	2	0	2	1.0-1	0.0-0	0	0-0	0-0	0	0
at California*	3	1	4	1.0-2	0.0-0	0	0-0	0-0	0	0
at Colorado*	1	1	2	1.0-4	0.0-0	0	0-0	0-0	0	0
WASHINGTON*	1	1	2	0.0-0	0.0-0	0	0-0	0-0	0	0
UTAH*	1	2	3	0.5-1	0.0-0	0	0-0	0-0	1	0
at Oregon State*	0	3	3	0.0-0	0.0-0	0	0-0	0-0	0	0
vs. North Carolina*	3	2	5	0.5-1	0.0-0	0	0-0	0-0	1	1

2021

	UA	A	TOT	TFL	SCK	FF	FR	INT	QBH	BRUP
FRESNO STATE*	3	0	3	1.0-7	1.0-7	0	0-0	0-0	0	0
at Ohio State*	1	0	1	0.0-0	0.0-0	0	0-0	0-0	0	0
STONY BROOK*	0	3	3	0.0-0	0.0-0	0	0-0	0-0	0	0
ARIZONA*	2	1	3	2.0-2	0.0-0	0	0-0	0-0	2	0
at Stanford*	1	1	2	0.5-0	0.5-0	0	0-0	0-0	0	0
CALIFORNIA*	1	0	1	0.0-0	0.0-0	0	0-0	0-0	0	0
at UCLA*	1	1	2	1.0-2	1.0-2	0	0-0	0-0	0	1
COLORADO	0	0	0	0.0-0	0.0-0	0	0-0	0-0	0	0
at Washington*	1	1	2	0.5-0	0.0-0	0	0-0	0-0	0	0
WASHINGTON STATE*	0	0	0	0.0-0	0.0-0	0	0-0	0-0	1	1
at Utah*	0	2	2	0.0-0	0.0-0	0	0-0	0-0	0	0
OREGON STATE*	2	0	2	1.0-2	0.0-0	0	0-0	0-0	1	0
vs. Utah*	1	1	2	0.0-0	0.0-0	0	0-0	0-0	0	0
vs. Oklahoma*	1	1	2	0.0-0	0.0-0	0	0-0	0-0	0	0

2020

	UA	A	TOT	TFL	SCK	FF	FR	INT	QBH	BRUP
STANFORD	0	1	1	0.0-0	0.0-0	0	0-0	0-0	0	0
at Washington State	1	1	2	0.0-0	0.0-0	0	0-0	0-0	0	0
UCLA	0	1	1	0.0-0	0.0-0	0	0-0	0-0	0	0
at Oregon State	0	1	1	0.0-0	0.0-0	0	0-0	0-0	0	0
at California	1	1	2	0.0-0	0.0-0	0	0-0	0-0	1	0
at USC*	3	0	3	1.0-7	1.0-7	0	0-0	0-0	0	1
vs. Iowa State	2	0	2	1.0-1	0.0-0	0	0-0	0-0	0	0

2019

	UA	A	TOT	TFL	SCK	FF	FR	INT	QBH	BRUP
vs. Auburn	DID NOT PLAY									
NEVADA	0	1	1	0.0-0	0.0-0	0	0-0	0-0	0	0
MONTANA	0	0	0	0.0-0	0.0-0	0	0-0	0-0	0	0
at Stanford	1	0	1	0.0-0	0.0-0	0	0-0	0-0	0	0
CALIFORNIA	0	0	0	0.0-0	0.0-0	0	0-0	0-0	0	0
COLORADO	DID NOT PLAY									
at Washington	0	0	0	0.0-0	0.0-0	0	0-0	0-0	0	0
WASHINGTON STATE	DID NOT PLAY									
at USC	DID NOT PLAY									
ARIZONA	1	0	1	1.0-3	1.0-3	0	0-0	0-0	1	0
at Arizona State	DID NOT PLAY									
OREGON STATE	1	0	1	0.0-0	0.0-0	0	0-0	0-0	0	0
vs. Utah	1	0	1	1.0-2	0.0-0	0	0-0	0-0	0	0
vs. Wisconsin	0	0	0	0.0-0	0.0-0	0	0-0	0-0	0	0

*started game

CAREER HIGHS

Tackles.....	7 vs. BYU (9/17/22)
Tackles For Loss.....	3.0 vs. Stanford (10/1/22)
Sacks.....	2.0 vs. Stanford (10/1/22)
Interceptions.....	none
Interception Return Yards.....	none
QB Hurries.....	2 vs. Arizona (9/25/21)
Pass Breakups.....	1 (6x) last vs. Portland State (9/3/23)
Forced Fumbles.....	none
Fumble Recoveries.....	1 at Texas Tech (9/9/23)



TERRANCE FERGUSON

Jr. » TE
Denver, Colo. » Heritage HS

CAREER STATS

	GP/GS	RECEIVING					RUSHING				
		REC	YDS	AVG	TD	LNG	ATT	YDS	AVG	TD	LNG
2021	14/8	17	141	8.3	2	15	0	0	0.0	0	0
2022	13/6	32	391	12.2	5	53	0	0	0.0	0	0
2023	4/3	11	80	7.3	0	30	0	0	0.0	0	0
TOTAL	31/17	60	612	10.2	7	53	0	0	0.0	0	0

2023

	RECEIVING					RUSHING				
	REC	YDS	AVG	TD	LNG	ATT	YDS	AVG	TD	LNG
PORTLAND STATE	3	26	8.7	0	10	0	0	0.0	0	0
at Texas Tech*	2	30	15.0	0	30	0	0	0.0	0	0
HAWAII*	2	10	5.0	0	6	0	0	0.0	0	0
COLORADO*	4	14	2.5	0	6	0	0	0.0	0	0
at Stanford	---	---	---	---	---	---	---	---	---	---
at Washington	---	---	---	---	---	---	---	---	---	---
WASHINGTON STATE	---	---	---	---	---	---	---	---	---	---
at Utah	---	---	---	---	---	---	---	---	---	---
CALIFORNIA	---	---	---	---	---	---	---	---	---	---
USC	---	---	---	---	---	---	---	---	---	---
at Arizona State	---	---	---	---	---	---	---	---	---	---
OREGON STATE	---	---	---	---	---	---	---	---	---	---

2022

	RECEIVING					RUSHING				
	REC	YDS	AVG	TD	LNG	ATT	YDS	AVG	TD	LNG
vs. Georgia*	4	37	9.3	0	13	0	0	0.0	0	0
EASTERN WASHINGTON	3	35	11.7	2	19	0	0	0.0	0	0
BYU	2	24	12.0	2	15	0	0	0.0	0	0
at Washington State*	3	22	7.3	0	23	0	0	0.0	0	0
STANFORD	2	16	8.0	0	10	0	0	0.0	0	0
at Arizona*	2	19	9.5	0	13	0	0	0.0	0	0
UCLA	2	15	7.5	1	17	0	0	0.0	0	0
at California*	2	26	13.0	0	17	0	0	0.0	0	0
at Colorado	3	40	13.3	0	25	0	0	0.0	0	0
WASHINGTON*	1	4	4.0	0	4	0	0	0.0	0	0
UTAH	2	16	8.0	0	16	0	0	0.0	0	0
at Oregon State	1	53	53.0	0	53	0	0	0.0	0	0
vs. North Carolina*	5	84	16.8	0	28	0	0	0.0	0	0

2021

	RECEIVING					RUSHING				
	REC	YDS	AVG	TD	LNG	ATT	YDS	AVG	TD	LNG
FRESNO STATE	1	7	7.0	0	7	0	0	0.0	0	0
at Ohio State	1	15	15.0	0	15	0	0	0.0	0	0
STONY BROOK*	4	31	7.8	1	13	0	0	0.0	0	0
ARIZONA*	1	9	9.0	1	9	0	0	0.0	0	0
at Stanford*	1	11	11.0	0	11	0	0	0.0	0	0
CALIFORNIA*	0	0	0.0	0	0	0	0	0.0	0	0
at UCLA*	1	7	7.0	0	7	0	0	0.0	0	0
COLORADO*	0	0	0.0	0	0	0	0	0.0	0	0
at Washington*	2	18	9.0	0	9	0	0	0.0	0	0
WASHINGTON STATE*	2	11	5.5	0	6	0	0	0.0	0	0
at Utah	0	0	0.0	0	0	0	0	0.0	0	0
OREGON STATE	2	19	9.5	0	14	0	0	0.0	0	0
vs. Utah	1	5	5.0	0	5	0	0	0.0	0	0
vs. Oklahoma	1	8	8.0	0	8	0	0	0.0	0	0

*started game

CAREER HIGHS

Receptions.....5 vs. North Carolina (12/28/22)
 Receiving Yards.....84 vs. North Carolina (12/28/22)
 Receiving Touchdowns.....2 (2x) last vs. BYU (9/17/22)
 Long Reception.....53 at Oregon State (11/26/22)



4 JESTIN JACOBS

Jr. » ILB
Englewood, Ohio » Northmont HS/Iowa

CAREER STATS

	GP/GS	UA	A	TOT	TFL	SCK	FF	FR	INT	QBH	BRUP
2020 (IOWA)	5/1	2	2	4	0.0-0	0.0-0	0	0-0	0-0	0	0
2021 (IOWA)	14/8	33	20	53	0.5-1	0.0-0	1	0-0	1-0	2	2
2022 (IOWA)	2/1	2	4	6	1.0-1	0.0-0	0	0-0	0-0	0	1
2023	-/-	---	---	---	---	---	---	---	---	---	---
TOTAL	21/10	37	26	63	1.5-2	0.0-0	1	0-0	1-0	2	3

2023

	UA	A	TOT	TFL	SCK	FF	FR	INT	QBH	BRUP
PORTLAND STATE										
at Texas Tech										
HAWAII										
COLORADO										
at Stanford	---	---	---	---	---	---	---	---	---	---
at Washington	---	---	---	---	---	---	---	---	---	---
WASHINGTON STATE	---	---	---	---	---	---	---	---	---	---
at Utah	---	---	---	---	---	---	---	---	---	---
CALIFORNIA	---	---	---	---	---	---	---	---	---	---
USC	---	---	---	---	---	---	---	---	---	---
at Arizona State	---	---	---	---	---	---	---	---	---	---
OREGON STATE	---	---	---	---	---	---	---	---	---	---

2022 (at Iowa)

	UA	A	TOT	TFL	SCK	FF	FR	INT	QBH	BRUP
SOUTH DAKOTA STATE	1	4	5	0.0-0	0.0-0	0	0-0	0-0	0	1
IOWA STATE										
NEVADA										
at Rutgers	1	0	1	1.0-1	0.0-0	0	0-0	0-0	0	0
MICHIGAN										
at Illinois										
at Ohio State										
NORTHWESTERN										
at Purdue										
WISCONSIN										
at Minnesota										
NEBRASKA										
vs. Kentucky										

2021 (at Iowa)

	UA	A	TOT	TFL	SCK	FF	FR	INT	QBH	BRUP
INDIANA	3	1	4	0.5-1	0.0-0	0	0-0	0-0	0	0
at Iowa State	4	0	4	0.0-0	0.0-0	0	0-0	0-0	0	1
KENT STATE	3	5	8	0.0-0	0.0-0	0	0-0	0-0	0	0
COLORADO STATE	4	4	8	0.0-0	0.0-0	0	0-0	0-0	1	0
at Maryland	2	2	4	0.0-0	0.0-0	0	0-0	0-0	0	0
PENN STATE	2	1	3	0.0-0	0.0-0	0	0-0	1-0	0	0
PURDUE	2	1	3	0.0-0	0.0-0	0	0-0	0-0	0	0
at Wisconsin	2	1	3	0.0-0	0.0-0	0	0-0	0-0	1	1
at Northwestern	1	0	0	0.0-0	0.0-0	0	0-0	0-0	0	0
MINNESOTA	2	2	4	0.0-0	0.0-0	0	0-0	0-0	0	0
ILLINOIS	4	0	4	0.0-0	0.0-0	0	0-0	0-0	0	0
at Nebraska	1	1	2	0.0-0	0.0-0	0	0-0	0-0	0	0
vs. Michigan	1	0	1	0.0-0	0.0-0	0	0-0	0-0	0	0
vs. Kentucky	2	2	4	0.0-0	0.0-0	0	0-0	0-0	0	0

2020 (at Iowa)

	UA	A	TOT	TFL	SCK	FF	FR	INT	QBH	BRUP
at Purdue	0	1	1	0.0-0	0.0-0	0	0-0	0-0	0	0
NORTHWESTERN	0	0	0	0.0-0	0.0-0	0	0-0	0-0	0	0
MICHIGAN STATE	1	1	2	0.0-0	0.0-0	0	0-0	0-0	0	0
at Minnesota	0	0	0	0.0-0	0.0-0	0	0-0	0-0	0	0
at Penn State										
NEBRASKA										
at Illinois	1	0	1	0.0-0	0.0-0	0	0-0	0-0	0	0
WISCONSIN										

*started game

CAREER HIGHS

Tackles	8 (2x) last vs. Colorado State (9/25/21)
Tackles For Loss	1.0 vs. Rutgers (9/24/22)
Sacks	none
Interceptions	1 vs. Penn State (10/9/21)
Interception Return Yards	none
QB Hurries	1 (2x) last at Wisconsin (10/30/21)
Pass Breakups	1 (3x) last vs. South Dakota State (9/3/22)
Forced Fumbles	1 vs. Iowa State (9/11/21)
Fumble Recoveries	none



TRAESHON HOLDEN

Jr. » WR
Kissimmee, Fla. » Narbone HS/Alabama

CAREER STATS

	GP/GS	RECEIVING					RUSHING				
		REC	YDS	AVG	TD	LNG	ATT	YDS	AVG	TD	LNG
2020 (BAMA)	5/0	0	0	0.0	0	0	0	0	0.0	0	0
2021 (BAMA)	14/0	21	239	11.4	1	29	0	0	0.0	0	0
2022 (BAMA)	10/5	25	331	13.2	6	33	0	0	0.0	0	0
2023	4/0	11	154	14.0	2	60	1	7	7.0	0	7
TOTAL	33/6	57	724	12.7	9	60	1	7	7.0	0	7

2023

	RECEIVING					RUSHING				
	REC	YDS	AVG	TD	LNG	ATT	YDS	AVG	TD	LNG
PORTLAND STATE	2	17	8.5	0	11	1	7	7.0	0	7
at Texas Tech	1	22	22.0	0	22	0	0	0.0	0	0
HAWAII	4	63	15.8	2	60	0	0	0.0	0	0
COLORADO	4	52	13.0	0	29	0	0	0.0	0	0
at Stanford	---	---	---	---	---	---	---	---	---	---
at Washington	---	---	---	---	---	---	---	---	---	---
WASHINGTON STATE	---	---	---	---	---	---	---	---	---	---
at Utah	---	---	---	---	---	---	---	---	---	---
CALIFORNIA	---	---	---	---	---	---	---	---	---	---
USC	---	---	---	---	---	---	---	---	---	---
at Arizona State	---	---	---	---	---	---	---	---	---	---
OREGON STATE	---	---	---	---	---	---	---	---	---	---

2022 (at Alabama)

	RECEIVING					RUSHING				
	REC	YDS	AVG	TD	LNG	ATT	YDS	AVG	TD	LNG
UTAH STATE*	5	70	14.0	2	17	0	0	0.0	0	0
at Texas*	4	39	9.8	0	21	0	0	0.0	0	0
LOUISIANA-MONROE*	3	60	20.0	1	33	0	0	0.0	0	0
VANDERBILT*	3	45	15.0	1	24	0	0	0.0	0	0
at Arkansas*	2	14	7.0	0	9	0	0	0.0	0	0
TEXAS A&M	1	-5	-5.0	0	-5	0	0	0.0	0	0
at Tennessee	1	20	20.0	0	20	0	0	0.0	0	0
MISSISSIPPI STATE	2	23	11.5	1	17	0	0	0.0	0	0
at LSU										DID NOT PLAY
at Ole Miss										DID NOT PLAY
AUSTIN PEAY	3	38	12.7	0	18	0	0	0.0	0	0
AUBURN	1	27	27.0	1	27	0	0	0.0	0	0
vs. Kansas State										DID NOT PLAY

2021 (at Alabama)

	RECEIVING					RUSHING				
	REC	YDS	AVG	TD	LNG	ATT	YDS	AVG	TD	LNG
vs. Miami (Fla.)	1	12	12.0	0	12	0	0	0.0	0	0
MERCER	2	31	15.5	0	17	0	0	0.0	0	0
at Florida	0	0	0.0	0	0	0	0	0.0	0	0
SOUTHERN MISS	1	9	9.0	0	9	0	0	0.0	0	0
OLE MISS	1	21	21.0	0	21	0	0	0.0	0	0
at Texas A&M	1	2	2.0	0	2	0	0	0.0	0	0
at Mississippi State	3	70	23.3	1	29	0	0	0.0	0	0
TENNESSEE	2	34	17.0	0	26	0	0	0.0	0	0
LSU	0	0	0.0	0	0	0	0	0.0	0	0
NEW MEXICO STATE	2	11	5.5	0	13	0	0	0.0	0	0
ARKANSAS										DID NOT PLAY
at Auburn	0	0	0.0	0	0	0	0	0.0	0	0
vs. Georgia	2	21	10.5	0	15	0	0	0.0	0	0
vs. Cincinnati	0	0	0.0	0	0	0	0	0.0	0	0
vs. Georgia	6	28	4.7	0	10	0	0	0.0	0	0

2020 (at Alabama)

	RECEIVING					RUSHING				
	REC	YDS	AVG	TD	LNG	ATT	YDS	AVG	TD	LNG
at Missouri										DID NOT PLAY
TEXAS A&M										DID NOT PLAY
at Ole Miss										DID NOT PLAY
GEORGIA										DID NOT PLAY
at Tennessee	0	0	0.0	0	0	0	0	0.0	0	0
MISSISSIPPI STATE	0	0	0.0	0	0	0	0	0.0	0	0
KENTUCKY	0	0	0.0	0	0	0	0	0.0	0	0
AUBURN										DID NOT PLAY
at LSU	0	0	0.0	0	0	0	0	0.0	0	0
at Arkansas	0	0	0.0	0	0	0	0	0.0	0	0
vs. Florida										DID NOT PLAY
vs. Notre Dame										DID NOT PLAY
vs. Ohio State										DID NOT PLAY

*started game

CAREER HIGHS

Receptions.....6 vs. Georgia (1/10/22)
 Receiving Yards.....70 (2x) last vs. Utah State (9/3/22)
 Receiving Touchdowns.....2 (2x) last vs. Hawaii (9/16/23)
 Long Reception.....60 vs. Hawaii (9/16/23)



S KHYREE JACKSON

Sr. » DB
Kissimmee, Fla. » Narbonne HS/Alabama

CAREER STATS

	GP/GS	UA	A	TOT	TFL	SCK	FF	FR	INT	QBH	BRUP
2021 (BAMA) 12/0	5	2	7	7	0.0-0	0.0-0	0	0-0	0-0	0	2
2022 (BAMA) 9/1	6	1	7	7	1.0-2	0.0-0	0	0-0	0-0	0	0
2023 4/4	9	5	14	14	1.0-3	0.0-0	0	0-0	2-7	0	4
TOTAL	25/5	20	8	28	2.0-5	0.0-0	0	0-0	2-7	0	6

2023

	UA	A	TOT	TFL	SCK	FF	FR	INT	QBH	BRUP
PORTLAND STATE*	2	1	3	1.0-3	0.0-0	0	0-0	0-0	0	0
at Texas Tech*	4	0	4	0.0-0	0.0-0	0	0-0	1-0	0	0
HAWAII*	0	3	3	0.0-0	0.0-0	0	0-0	1-7	0	1
COLORADO*	3	1	4	0.0-0	0.0-0	0	0-0	0-0	0	3
at Stanford	---	---	---	---	---	---	---	---	---	---
at Washington	---	---	---	---	---	---	---	---	---	---
WASHINGTON STATE	---	---	---	---	---	---	---	---	---	---
at Utah	---	---	---	---	---	---	---	---	---	---
CALIFORNIA	---	---	---	---	---	---	---	---	---	---
USC	---	---	---	---	---	---	---	---	---	---
at Arizona State	---	---	---	---	---	---	---	---	---	---
OREGON STATE	---	---	---	---	---	---	---	---	---	---

2022 (at Alabama)

	UA	A	TOT	TFL	SCK	FF	FR	INT	QBH	BRUP
UTAH STATE	2	0	2	1.0-2	0.0-0	0	0	0	0	0
at Texas*	3	0	3	0.0-0	0.0-0	0	0	0	0	0
LOUISIANA-MONROE	0	0	0	0.0-0	0.0-0	0	0	0	0	0
VANDERBILT	0	0	0	0.0-0	0.0-0	0	0	0	0	0
at Arkansas	0	0	0	0.0-0	0.0-0	0	0	0	0	0
TEXAS A&M	1	0	1	0.0-0	0.0-0	0	0	0	0	0
at Tennessee	0	0	0	0.0-0	0.0-0	0	0	0	0	0
MISSISSIPPI STATE	0	1	1	0.0-0	0.0-0	0	0	0	0	0
at LSU	0	0	0	0.0-0	0.0-0	0	0	0	0	0
at Ole Miss					DID NOT PLAY					
AUSTIN PEAY					DID NOT PLAY					
AUBURN					DID NOT PLAY					
vs. Kansas State					DID NOT PLAY					

2021 (at Alabama)

	UA	A	TOT	TFL	SCK	FF	FR	INT	QBH	BRUP
vs. Miami (Fla.)	0	0	0	0.0-0	0.0-0	0	0	0	0	0
MERCER	1	0	1	0.0-0	0.0-0	0	0	0	0	0
at Florida					DID NOT PLAY					
SOUTHERN MISS	0	0	0	0.0-0	0.0-0	0	0	0	0	0
OLE MISS					DID NOT PLAY					
at Texas A&M					DID NOT PLAY					
at Mississippi State	0	0	0	0.0-0	0.0-0	0	0	0	0	0
TENNESSEE	0	0	0	0.0-0	0.0-0	0	0	0	0	0
LSU	0	0	0	0.0-0	0.0-0	0	0	0	0	0
NEW MEXICO STATE	1	0	1	0.0-0	0.0-0	0	0	0	0	0
ARKANSAS	0	0	0	0.0-0	0.0-0	0	0	0	0	0
at Auburn	0	0	0	0.0-0	0.0-0	0	0	0	0	0
vs. Georgia	0	0	0	0.0-0	0.0-0	0	0	0	0	0
vs. Cincinnati	1	2	3	0.0-0	0.0-0	0	0	0	0	1
vs. Georgia	2	0	2	0.0-0	0.0-0	0	0	0	0	1

*started game

CAREER HIGHS

Tackles.....	4 at Texas Tech (9/9/23)
Tackles For Loss.....	1.0 (2x) last vs. Portland State (9/3/23)
Sacks.....	none
Interceptions.....	1 (2x) last vs. Hawaii (9/16/23)
Interception Return Yards.....	7 vs. Hawaii (9/16/23)
QB Hurries.....	none
Pass Breakups.....	3 vs. Colorado (9/23/23)
Forced Fumbles.....	none
Fumble Recoveries.....	none

B JAHLIL FLORENCE

So. » DB
Southeast San Diego, Calif. » Lincoln HS

CAREER STATS

	GP/GS	UA	A	TOT	TFL	SCK	FF	FR	INT	QBH	BRUP
2022	8/0	6	2	8	1.0-2	0.0-0	1	0-0	1-(-2)	0	0
2023	4/3	2	1	3	0.0-0	0.0-0	0	0-0	0-0	0	0
TOTAL	12/3	8	3	11	1.0-2	0.0-0	1	0-0	1-(-2)	0	0

2023

	UA	A	TOT	TFL	SCK	FF	FR	INT	QBH	BRUP
PORTLAND STATE	0	0	0	0.0-0	0.0-0	0	0-0	0-0	0	0
at Texas Tech*	2	0	2	0.0-0	0.0-0	0	0-0	0-0	0	0
HAWAII*	0	1	1	0.0-0	0.0-0	0	0-0	0-0	0	0
COLORADO*	0	0	0	0.0-0	0.0-0	0	0-0	0-0	0	0
at Stanford	---	---	---	---	---	---	---	---	---	---
at Washington	---	---	---	---	---	---	---	---	---	---
WASHINGTON STATE	---	---	---	---	---	---	---	---	---	---
at Utah	---	---	---	---	---	---	---	---	---	---
CALIFORNIA	---	---	---	---	---	---	---	---	---	---
USC	---	---	---	---	---	---	---	---	---	---
at Arizona State	---	---	---	---	---	---	---	---	---	---
OREGON STATE	---	---	---	---	---	---	---	---	---	---

2022

	UA	A	TOT	TFL	SCK	FF	FR	INT	QBH	BRUP
vs. Georgia	0	0	0	0.0-0	0.0-0	0	0-0	0-0	0	0
EASTERN WASHINGTON	1	0	1	0.0-0	0.0-0	0	0-0	0-0	0	0
BYU	0	0	0	0.0-0	0.0-0	0	0-0	0-0	0	0
at Washington State					DID NOT PLAY					
STANFORD	1	1	2	1.0-0	0.0-0	1	0-0	0-0	0	0
at Arizona	3	1	4	0.0-0	0.0-0	0	0-0	1-(-2)	0	0
UCLA	0	0	0	0.0-0	0.0-0	0	0-0	0-0	0	0
at California					DID NOT PLAY					
at Colorado	1	0	1	0.0-0	0.0-0	0	0-0	0-0	0	0
WASHINGTON					DID NOT PLAY					
UTAH					DID NOT PLAY					
at Oregon State					DID NOT PLAY					
vs. North Carolina	0	0	0	0.0-0	0.0-0	0	0-0	0-0	0	0

*started game

CAREER HIGHS

Tackles.....	4 at Arizona (10/8/22)
Tackles For Loss.....	1.0 vs. Stanford (10/1/22)
Sacks.....	none
Interceptions.....	1 at Arizona (10/8/22)
Interception Return Yards.....	-2 at Arizona (10/8/22)
QB Hurries.....	none
Pass Breakups.....	none
Forced Fumbles.....	1 at Stanford (10/1/22)
Fumble Recoveries.....	none



NOAH WHITTINGTON

6

Jr. » RB
Fort Valley, Ga. » Peach County HS/Western Kentucky

CAREER STATS

	GP/GS	RUSHING				RECEIVING				LNG	
		ATT	YDS	AVG	TD	REC	YDS	AVG	TD		
2020 (WKU)	12/0	16	39	2.4	0	15	3	5	1.7	0	7
2021 (WKU)	12/7	101	617	6.1	2	86	12	58	4.8	0	20
2022	13/1	139	779	5.6	5	55	22	169	7.7	1	29
2023	4/0	20	146	7.3	2	41	10	78	7.8	0	31
TOTAL	41/8	276	1,581	5.7	9	86	47	310	6.6	1	31

2023

	RUSHING				RECEIVING				LNG
	ATT	YDS	AVG	TD	REC	YDS	AVG	TD	
PORTLAND STATE	0	0	0.0	0	0	0	0.0	0	0
at Texas Tech	7	21	3.0	0	7	6	60	10.0	0
HAWAII	5	80	16.0	1	41	3	17	7.7	0
COLORADO	8	45	5.6	1	16	1	1	1.0	0
at Stanford	---	---	---	---	---	---	---	---	---
at Washington	---	---	---	---	---	---	---	---	---
WASHINGTON STATE	---	---	---	---	---	---	---	---	---
at Utah	---	---	---	---	---	---	---	---	---
CALIFORNIA	---	---	---	---	---	---	---	---	---
USC	---	---	---	---	---	---	---	---	---
at Arizona State	---	---	---	---	---	---	---	---	---
OREGON STATE	---	---	---	---	---	---	---	---	---

2022

	RUSHING				RECEIVING				LNG
	ATT	YDS	AVG	TD	REC	YDS	AVG	TD	
vs. Georgia	3	14	4.7	0	11	7	7.0	0	7
EASTERN WASHINGTON*	8	29	3.6	1	20	9	9.0	0	9
BYU	13	66	5.1	0	12	3	3.0	0	3
at Washington State	11	69	6.3	0	18	0	0.0	0	0
STANFORD	11	66	6.0	0	16	4	4.0	0	4
at Arizona	6	92	15.3	1	55	6	6.0	0	6
UCLA	12	75	6.1	0	14	0	0.0	0	0
at California	10	66	6.6	0	12	67	13.4	1	29
at Colorado	8	37	4.6	1	9	5	26	5.2	0
WASHINGTON	20	106	5.3	1	29	0	0.0	0	0
UTAH	10	53	5.3	0	16	3	10	3.3	0
at Oregon State	16	81	5.1	1	10	0	0.0	0	0
vs. North Carolina	11	27	2.5	0	8	37	7.4	0	11

2021 (at Western Kentucky)

	RUSHING				RECEIVING				LNG	
	ATT	YDS	AVG	TD	REC	YDS	AVG	TD		
UT MARTIN	DID NOT PLAY									
at Army*	8	33	4.1	0	13	1	8	8.0	0	8
INDIANA*	6	41	6.8	0	13	1	4	4.0	0	4
at Michigan State	7	37	5.3	0	9	1	6	6.0	0	6
UTSA*	8	49	6.1	0	11	1	4	4.0	0	4
at Old Dominion*	4	24	6.0	0	8	0	0.0	0	0	0
at FIU	DID NOT PLAY									
CHARLOTTE	10	66	6.6	1	22	1	8	8.0	0	8
MIDDLE TENNESSEE	17	67	3.9	0	12	2	20	10.0	0	20
at Rice	7	20	2.9	0	6	0	0.0	0	0	0
FLORIDA ATLANTIC	9	46	5.1	0	11	1	0	0.0	0	0
at Marshall*	14	69	4.9	0	11	1	-1	-1.0	0	0
at UTSA*	4	15	3.8	0	8	2	11	5.5	0	7
vs. Appalachian State*	7	150	21.4	1	86	1	-2	-2.0	0	0

2020 (at Western Kentucky)

	RUSHING				RECEIVING				LNG
	ATT	YDS	AVG	TD	REC	YDS	AVG	TD	
at Louisville	5	16	3.2	0	15	0	0.0	0	0
LIBERTY	2	0	0.0	0	6	0	0.0	0	0
at Middle Tennessee	0	0	0.0	0	0	0	0.0	0	0
MARSHALL	1	1	1.0	0	1	0	0.0	0	0
at UAB	4	8	2.0	0	3	2	6	3.0	0
CHATTANOOGA	0	0	0.0	0	0	0	0.0	0	0
at BYU	2	5	2.5	0	4	0	0.0	0	0
at Florida Atlantic	1	-1	-1.0	0	0	0	0.0	0	0
SOUTHERN MISS	0	0	0.0	0	0	0	0.0	0	0
FIU	0	0	0.0	0	0	0	0.0	0	0
at Charlotte	1	10	10.0	0	10	0	0	0.0	0
vs. Georgia State	0	0	0.0	0	0	1	-1	-1.0	0

*started game

CAREER HIGHS

Rushes20 vs. Washington (11/12/22)
Rushing Yards150 vs. Appalachian State (12/18/21)
Rushing TDs1 (9x) last vs. Colorado (9/23/23)
Long Rush86 vs. Appalachian State (12/18/21)
100-Yard Games2 last vs. Washington (11/12/22)
Receptions6 at Texas Tech (9/9/23)
Receiving Yards67 at California (10/29/22)
Receiving TDs1 at California (10/29/22)
Long Reception31 at Texas Tech (9/9/23)
All-Purpose Yards148 vs. Appalachian State (12/18/21)



7 STEVE STEPHENS IV

Sr. » DB
Fresno, Calif. » Edison HS

CAREER STATS

	GP/GS	UA	A	TOT	TFL	SCK	FF	FR	INT	QBH	BRUP
2018	3/0	0	2	2	0.0-0	0.0-0	0	0-0	0-0	0	0
2019	13/0	4	3	7	0.0-0	0.0-0	0	0-0	1-38	0	0
2020	3/1	6	2	8	0.0-0	0.0-0	0	0-0	0-0	0	0
2021	8/8	14	19	33	2.0-2	0.0-0	0	0-0	0-0	0	1
2022	13/10	23	20	43	0.0-0	0.0-0	0	0-0	0-0	0	2
2023	4/0	6	2	8	0.0-0	0.0-0	0	0-0	0-0	0	1
TOTAL	44/19	53	48	101	2.0-2	0.0-0	0	0-0	1-38	0	4

2023

	UA	A	TOT	TFL	SCK	FF	FR	INT	QBH	BRUP
PORTLAND STATE	2	0	2	0.0-0	0.0-0	0	0-0	0-0	0	0
at Texas Tech	1	0	1	0.0-0	0.0-0	0	0-0	0-0	0	0
HAWAII	2	1	3	0.0-0	0.0-0	0	0-0	0-0	0	0
COLORADO	1	1	2	0.0-0	0.0-0	0	0-0	0-0	0	1
at Stanford	---	---	---	---	---	---	---	---	---	---
at Washington	---	---	---	---	---	---	---	---	---	---
WASHINGTON STATE	---	---	---	---	---	---	---	---	---	---
at Utah	---	---	---	---	---	---	---	---	---	---
CALIFORNIA	---	---	---	---	---	---	---	---	---	---
USC	---	---	---	---	---	---	---	---	---	---
at Arizona State	---	---	---	---	---	---	---	---	---	---
OREGON STATE	---	---	---	---	---	---	---	---	---	---

2022

	UA	A	TOT	TFL	SCK	FF	FR	INT	QBH	BRUP
vs. Georgia*	1	0	1	0.0-0	0.0-0	0	0-0	0-0	0	0
EASTERN WASHINGTON*	0	2	2	0.0-0	0.0-0	0	0-0	0-0	0	0
BYU*	2	2	4	0.0-0	0.0-0	0	0-0	0-0	0	0
at Washington State*	2	6	8	0.0-0	0.0-0	0	0-0	0-0	0	0
STANFORD*	1	2	3	0.0-0	0.0-0	0	0-0	0-0	0	0
at Arizona	2	0	2	0.0-0	0.0-0	0	0-0	0-0	0	0
UCLA*	4	3	7	0.0-0	0.0-0	0	0-0	0-0	0	0
at California*	2	0	2	0.0-0	0.0-0	0	0-0	0-0	0	1
at Colorado*	2	1	3	0.0-0	0.0-0	0	0-0	0-0	0	0
WASHINGTON*	1	0	1	0.0-0	0.0-0	0	0-0	0-0	0	0
UTAH	2	2	4	0.0-0	0.0-0	0	0-0	0-0	0	0
at Oregon State	2	1	3	0.0-0	0.0-0	0	0-0	0-0	0	0
vs. North Carolina*	2	1	3	0.0-0	0.0-0	0	0-0	0-0	0	1

2021

	UA	A	TOT	TFL	SCK	FF	FR	INT	QBH	BRUP
FRESNO STATE*	2	3	5	0.0-0	0.0-0	0	0-0	0-0	0	0
at Ohio State*	2	5	7	0.0-0	0.0-0	0	0-0	0-0	0	0
STONY BROOK*	0	2	2	0.0-0	0.0-0	0	0-0	0-0	0	0
ARIZONA*	3	4	7	1.0-1	0.0-0	0	0-0	0-0	0	0
at Stanford*	1	2	3	1.0-1	0.0-0	0	0-0	0-0	0	0
CALIFORNIA*	3	1	4	0.0-0	0.0-0	0	0-0	0-0	0	0
at UCLA*	3	2	5	0.0-0	0.0-0	0	0-0	0-0	0	1
COLORADO*	0	0	0	0.0-0	0.0-0	0	0-0	0-0	0	0
at Washington					DID NOT PLAY					
WASHINGTON STATE					DID NOT PLAY					
at Utah					DID NOT PLAY					
OREGON STATE					DID NOT PLAY					
vs. Utah					DID NOT PLAY					
vs. Oklahoma					DID NOT PLAY					

2020

	UA	A	TOT	TFL	SCK	FF	FR	INT	QBH	BRUP
STANFORD	2	1	3	0.0-0	0.0-0	0	0-0	0-0	0	0
at Washington State					DID NOT PLAY					
UCLA					DID NOT PLAY					
at Oregon State	0	0	0	0.0-0	0.0-0	0	0-0	0-0	0	0
at California*	4	1	5	0.0-0	0.0-0	0	0-0	0-0	0	0
at USC					DID NOT PLAY					
vs. Iowa State					DID NOT PLAY					

2019

	UA	A	TOT	TFL	SCK	FF	FR	INT	QBH	BRUP
vs. Auburn	0	0	0	0.0-0	0.0-0	0	0-0	0-0	0	0
NEVADA	0	0	0	0.0-0	0.0-0	0	0-0	1-38	0	0
MONTANA	0	1	1	0.0-0	0.0-0	0	0-0	0-0	0	0
at Stanford	1	0	1	0.0-0	0.0-0	0	0-0	0-0	0	0
CALIFORNIA	0	1	1	0.0-0	0.0-0	0	0-0	0-0	0	0
COLORADO					DID NOT PLAY					
at Washington	0	0	0	0.0-0	0.0-0	0	0-0	0-0	0	0
WASHINGTON STATE	0	0	0	0.0-0	0.0-0	0	0-0	0-0	0	0
at USC	1	0	1	0.0-0	0.0-0	0	0-0	0-0	0	0
ARIZONA	1	1	2	0.0-0	0.0-0	0	0-0	0-0	0	0
at Arizona State	1	0	1	0.0-0	0.0-0	0	0-0	0-0	0	0
OREGON STATE	0	0	0	0.0-0	0.0-0	0	0-0	0-0	0	0
vs. Utah	0	0	0	0.0-0	0.0-0	0	0-0	0-0	0	0
vs. Wisconsin	0	0	0	0.0-0	0.0-0	0	0-0	0-0	0	0

*started game

CAREER HIGHS

Tackles.....	8 at Washington State (9/24/22)
Tackles For Loss.....	1.0 (2x) last at Stanford (10/2/21)
Sacks.....	none
Interceptions.....	1 vs. Nevada (9/7/19)
Interception Return Yards.....	38 vs. Nevada (9/7/19)
QB Hurries.....	none
Pass Breakups.....	1 (4x) last vs. Colorado (9/23/23)
Forced Fumbles.....	none
Fumble Recoveries.....	none



DONTAE MANNING

Jr. » DB
Kansas City, Mo. » Raytown HS

CAREER STATS

	GP/GS	UA	A	TOT	TFL	SCK	FF	FR	INT	QBH	BRUP
2020	1/0	0	0	0	0.0-0	0.0-0	0	0-0	0-0	0	0
2021	13/1	14	7	21	1.0-2	0.0-0	0	0-0	0-0	0	1
2022	13/2	15	5	20	0.0-0	0.0-0	0	0-0	0-0	0	1
2023	4/1	6	4	10	0.0-0	0.0-0	0	0-0	0-0	0	0
TOTAL	31/3	35	16	51	1.0-2	0.0-0	0	0-0	0-0	0	2

2023

	UA	A	TOT	TFL	SCK	FF	FR	INT	QBH	BRUP
PORTLAND STATE*	3	0	3	0.0-0	0.0-0	0	0-0	0-0	0	0
at Texas Tech	0	0	0	0.0-0	0.0-0	0	0-0	0-0	0	0
HAWAII	1	3	4	0.0-0	0.0-0	0	0-0	0-0	0	0
COLORADO	2	1	3	0.0-0	0.0-0	0	0-0	0-0	0	0
at Stanford	---	---	---	---	---	---	---	---	---	---
at Washington	---	---	---	---	---	---	---	---	---	---
WASHINGTON STATE	---	---	---	---	---	---	---	---	---	---
at Utah	---	---	---	---	---	---	---	---	---	---
CALIFORNIA	---	---	---	---	---	---	---	---	---	---
USC	---	---	---	---	---	---	---	---	---	---
at Arizona State	---	---	---	---	---	---	---	---	---	---
OREGON STATE	---	---	---	---	---	---	---	---	---	---

2022

	UA	A	TOT	TFL	SCK	FF	FR	INT	QBH	BRUP
vs. Georgia	0	0	0	0.0-0	0.0-0	0	0-0	0-0	0	0
EASTERN WASHINGTON	0	1	1	0.0-0	0.0-0	0	0-0	0-0	0	0
BYU	2	1	3	0.0-0	0.0-0	0	0-0	0-0	0	0
at Washington State	0	0	0	0.0-0	0.0-0	0	0-0	0-0	0	0
STANFORD	0	0	0	0.0-0	0.0-0	0	0-0	0-0	0	0
at Arizona	2	0	2	0.0-0	0.0-0	0	0-0	0-0	0	0
UCLA	1	0	1	0.0-0	0.0-0	0	0-0	0-0	0	0
at California	2	1	3	0.0-0	0.0-0	0	0-0	0-0	0	0
at Colorado	1	1	2	0.0-0	0.0-0	0	0-0	0-0	0	0
WASHINGTON	2	0	2	0.0-0	0.0-0	0	0-0	0-0	0	0
UTAH	2	0	2	0.0-0	0.0-0	0	0-0	0-0	0	0
at Oregon State*	2	0	2	0.0-0	0.0-0	0	0-0	0-0	0	1
vs. North Carolina*	1	1	2	0.0-0	0.0-0	0	0-0	0-0	0	0

2021

	UA	A	TOT	TFL	SCK	FF	FR	INT	QBH	BRUP	
FRESNO STATE	1	2	3	0.0-0	0.0-0	0	0-0	0-0	0	0	
at Ohio State	1	1	2	0.0-0	0.0-0	0	0-0	0-0	0	1	
STONY BROOK	2	0	2	0.0-0	0.0-0	0	0-0	0-0	0	0	
ARIZONA	1	1	2	0.0-0	0.0-0	0	0-0	0-0	0	0	
at Stanford	1	0	1	0.0-0	0.0-0	0	0-0	0-0	0	0	
CALIFORNIA	0	1	1	0.0-0	0.0-0	0	0-0	0-0	0	0	
at UCLA	1	0	1	1.0-2	0.0-0	0	0-0	0-0	0	0	
COLORADO	DID NOT PLAY										
at Washington	0	0	0	0.0-0	0.0-0	0	0-0	0-0	0	0	
WASHINGTON STATE	0	0	0	0.0-0	0.0-0	0	0-0	0-0	0	0	
at Utah	0	1	1	0.0-0	0.0-0	0	0-0	0-0	0	0	
OREGON STATE	4	0	4	0.0-0	0.0-0	0	0-0	0-0	0	0	
vs. Utah	0	1	1	0.0-0	0.0-0	0	0-0	0-0	0	0	
vs. Oklahoma*	3	0	3	0.0-0	0.0-0	0	0-0	0-0	0	0	

2020

	UA	A	TOT	TFL	SCK	FF	FR	INT	QBH	BRUP	
STANFORD	DID NOT PLAY										
at Washington State	0	0	0	0.0-0	0.0-0	0	0-0	0-0	0	0	
UCLA	DID NOT PLAY										
at Oregon State	DID NOT PLAY										
at California	DID NOT PLAY										
at USC	DID NOT PLAY										
vs. Iowa State	DID NOT PLAY										

*started game

CAREER HIGHS

Tackles	4 (2x) last vs. Hawaii (9/16/23)
Tackles For Loss	1.0 at UCLA (10/23/21)
Sacks	none
Interceptions	none
Interception Return Yards	none
QB Hurries	none
Pass Breakups	1 (2x) last at Oregon State (11/26/22)
Forced Fumbles	none
Fumble Recoveries	none



JAMAL HILL

Sr. » ILB
Rex, Ga. » Morrow HS

CAREER STATS

	GP/GS	UA	A	TOT	TFL	SCK	FF	FR	INT	QBH	BRUP
2019	14/0	5	1	6	0.0-0	0.0-0	0	0-0	0-0	0	0
2020	6/6	14	6	20	0.0-0	0.0-0	0	0-0	2-0	0	4
2021	13/7	28	10	38	0.0-0	0.0-0	1	0-0	0-0	3	4
2022	13/9	35	15	50	0.0-0	0.0-0	1	0-0	0-0	0	3
2023	4/3	5	4	9	2.0-29	2.0-29	1	0-0	0-0	0	0
TOTAL	50/25	87	36	123	2.0-29	2.0-29	3	0-0	2-0	3	12

2023

	UA	A	TOT	TFL	SCK	FF	FR	INT	QBH	BRUP
PORTLAND STATE	1	0	1	0.0-0	0.0-0	0	0-0	0-0	0	0
at Texas Tech*	1	1	2	1.0-22	1.0-22	1	0-0	0-0	0	1
HAWAII*	1	1	2	0.0-0	0.0-0	0	0-0	0-0	0	0
COLORADO*	2	2	4	1.0-7	1.0-7	0	0-0	0-0	0	0
at Stanford	---	---	---	---	---	---	---	---	---	---
at Washington	---	---	---	---	---	---	---	---	---	---
WASHINGTON STATE	---	---	---	---	---	---	---	---	---	---
at Utah	---	---	---	---	---	---	---	---	---	---
CALIFORNIA	---	---	---	---	---	---	---	---	---	---
USC	---	---	---	---	---	---	---	---	---	---
at Arizona State	---	---	---	---	---	---	---	---	---	---
OREGON STATE	---	---	---	---	---	---	---	---	---	---

2022

	UA	A	TOT	TFL	SCK	FF	FR	INT	QBH	BRUP
vs. Georgia*	9	2	11	0.0-0	0.0-0	0	0-0	0-0	0	0
EASTERN WASHINGTON	0	0	0	0.0-0	0.0-0	0	0-0	0-0	0	0
BYU	3	1	4	0.0-0	0.0-0	0	0-0	0-0	0	0
at Washington State*	2	1	3	0.0-0	0.0-0	0	0-0	0-0	0	1
STANFORD*	1	1	2	0.0-0	0.0-0	0	0-0	0-0	0	0
at Arizona*	3	2	5	0.0-0	0.0-0	0	0-0	0-0	0	0
UCLA*	4	2	6	0.0-0	0.0-0	0	0-0	0-0	0	1
at California*	2	1	3	0.0-0	0.0-0	0	0-0	0-0	0	0
at Colorado*	3	0	3	0.0-0	0.0-0	0	0-0	0-0	0	0
WASHINGTON	0	0	0	0.0-0	0.0-0	0	0-0	0-0	0	0
UTAH*	0	1	1	0.0-0	0.0-0	0	0-0	0-0	0	1
at Oregon State	5	2	7	0.0-0	0.0-0	0	0-0	0-0	0	0
vs. North Carolina*	3	2	5	0.0-0	0.0-0	1	0-0	0-0	0	0

2021

	UA	A	TOT	TFL	SCK	FF	FR	INT	QBH	BRUP	
FRESNO STATE	DID NOT PLAY										
at Ohio State	1	0	1	0.0-0	0.0-0	0	0-0	0-0	0	0	
STONY BROOK*	0	2	2	0.0-0	0.0-0	0	0-0	0-0	0	0	
ARIZONA	2	0	2	0.0-0	0.0-0	0	0-0	0-0	0	0	
at Stanford*	7	1	8	0.0-0	0.0-0	0	0-0	0-0	0	0	
CALIFORNIA*	2	2	4	0.0-0	0.0-0	0	0-0	0-0	1	1	
at UCLA	2	0	2	0.0-0	0.0-0	0	0-0	0-0	0	1	
COLORADO*	2	1	3	0.0-0	0.0-0	0	0-0	0-0	1	0	
at Washington*	2	0	2	0.0-0	0.0-0	0	0-0	0-0	0	0	
WASHINGTON STATE*	4	3	7	0.0-0	0.0-0	1	0-0	0-0	0	1	
at Utah	1	0	1	0.0-0	0.0-0	0	0-0	0-0	0	0	
OREGON STATE*	2	0	2	0.0-0	0.0-0	0	0-0	0-0	0	1	
vs. Utah	1	0	1	0.0-0	0.0-0	0	0-0	0-0	0	0	
vs. Oklahoma	2	1	3	0.0-0	0.0-0	0	0-0	0-0	1	0	

2020

	UA	A	TOT	TFL	SCK	FF	FR	INT	QBH	BRUP	
STANFORD*	1	2	3	0.0-0	0.0-0	0	0-0	0-0	0	0	
at Washington State*	2	1	3	0.0-0	0.0-0	0	0-0	0-0	0	0	
UCLA*	1	0	1	0.0-0	0.0-0	0	0-0	0-0	0	4	
at Oregon State	DID NOT PLAY										
at California*	3	1	4	0.0-0	0.0-0	0	0-0	0-0	0	0	
at USC*	3	2	5	0.0-0	0.0-0	0	0-0	2-0	0	0	
vs. Iowa State*	4	0	4	0.0-0	0.0-0	0	0-0	0-0	0	0	

2019

	UA	A	TOT	TFL	SCK	FF	FR	INT	QBH	BRUP
vs. Auburn	0	0	0	0.0-0	0.0-0	0	0-0	0-0	0	0
NEVADA	0	0	0	0.0-0	0.0-0	0	0-0	0-0	0	0
MONTANA	1	1	2	0.0-0	0.0-0	0	0-0	0-0	0	0
at Stanford	1	0	1	0.0-0	0.0-0	0	0-0	0-0	0	0
CALIFORNIA	0	0	0	0.0-0	0.0-0	0	0-0	0-0	0	0
COLORADO	1	0	1	0.0-0	0.0-0	0	0-0	0-0	0	0
at Washington	0	0	0	0.0-0	0.0-0	0	0-0	0-0	0	0
WASHINGTON STATE	1	0	1	0.0-0	0.0-0	0	0-0	0-0	0	0
at USC	0	0	0	0.0-0	0.0-0	0	0-0	0-0	0	0
ARIZONA	1	0	1	0.0-0	0.0-0	0	0-0	0-0	0	0
at Arizona State	0	0	0	0.0-0	0.0-0	0	0-0	0-0	0	0
OREGON STATE	0	0	0	0.0-0	0.0-0	0	0-0	0-0	0	0
vs. Utah	0	0	0	0.0-0	0.0-0	0	0-0	0-0	0	0
vs. Wisconsin	0	0	0	0.0-0	0.0-0	0	0-0	0-0	0	0

*started game

CAREER HIGHS

Tackles.....	11 vs. Georgia (9/3/22)
Tackles For Loss.....	1.0 (2x) last vs. Colorado (9/23/23)
Sacks.....	1.0 (2x) last vs. Colorado (9/23/23)
Interceptions.....	2 at USC (12/18/20)
Interception Return Yards.....	none
QB Hurries.....	1 (3x) last vs. Oklahoma (12/29/21)
Pass Breakups.....	4 vs. UCLA (11/21/20)
Forced Fumbles.....	1 (3x) last at Texas Tech (9/9/23)
Fumble Recoveries.....	none



BO NIX

Sr. » QB
Pinson, Ala. » Pinson Valley HS/Auburn

CAREER STATS

	GP/GS	PASSING						RUSHING					
		COMP	ATT	PCT	YDS	TD	INT	LNG	CAR	YDS	AVG	TD	
2019 (AUB)	13/13	217	377	57.6	2,542	16	6	78	97	313	3.2	7	
2020 (AUB)	11/11	214	357	59.9	2,415	12	7	91	108	388	3.6	7	
2021 (AUB)	10/10	197	323	61.0	2,294	11	3	71	57	168	3.0	4	
2022	13/13	294	409	71.9	3,593	29	7	67	89	510	5.7	14	
2023	4/4	104	131	79.4	1,169	11	1	72	16	69	4.3	1	
TOTAL	51/51	1,026	1,597	64.2	12,013	79	24	91	367	1,448	3.9	33	

2023

	PASSING						RUSHING					
	COMP	ATT	PCT	YDS	TD	INT	LNG	CAR	YDS	AVG	TD	
PORTLAND STATE*	23	27	85.2	287	3	0	33	0	0	0.0	0	
at Texas Tech*	32	44	72.7	359	2	0	72	9	46	5.1	0	
HAWAII*	21	27	77.8	247	3	0	49	2	14	7.0	0	
COLORADO*	28	33	84.8	276	3	1	36	5	9	1.8	1	
at Stanford	---	---	---	---	---	---	---	---	---	---	---	
at Washington	---	---	---	---	---	---	---	---	---	---	---	
WASHINGTON STATE	---	---	---	---	---	---	---	---	---	---	---	
at Utah	---	---	---	---	---	---	---	---	---	---	---	
CALIFORNIA	---	---	---	---	---	---	---	---	---	---	---	
USC	---	---	---	---	---	---	---	---	---	---	---	
at Arizona State	---	---	---	---	---	---	---	---	---	---	---	
OREGON STATE	---	---	---	---	---	---	---	---	---	---	---	

2022

	PASSING						RUSHING					
	COMP	ATT	PCT	YDS	TD	INT	LNG	CAR	YDS	AVG	TD	
vs. Georgia*	21	37	56.7	173	0	2	22	8	37	4.6	0	
EASTERN WASHINGTON*	28	33	84.8	277	5	0	39	3	18	6.0	0	
BYU*	13	18	72.2	222	2	0	50	9	35	3.9	3	
at Washington State*	33	44	75.0	428	3	1	55	6	30	5.0	0	
STANFORD*	16	29	55.2	161	2	0	49	6	141	23.5	2	
at Arizona*	20	25	80.0	265	0	0	42	8	70	8.8	3	
UCLA*	22	29	78.6	283	5	0	49	8	51	6.4	0	
at California*	27	35	77.1	412	3	2	40	12	59	4.9	3	
at Colorado*	20	24	83.3	274	2	0	58	9	16	1.8	2	
WASHINGTON*	19	28	67.9	279	2	0	67	10	59	5.9	1	
UTAH*	25	37	67.6	287	1	1	58	2	-3	-1.5	0	
at Oregon State*	27	41	65.9	327	2	0	53	3	-5	-1.7	0	
vs. North Carolina*	23	30	76.7	205	2	1	30	5	6	1.2	6	

2021 (at Auburn)

	PASSING						RUSHING					
	COMP	ATT	PCT	YDS	TD	INT	LNG	CAR	YDS	AVG	TD	
AKRON*	20	22	90.9	275	3	0	42	3	32	10.7	0	
ALABAMA STATE*	9	17	52.9	108	2	0	28	2	-2	-1.0	0	
at Penn State*	21	37	56.8	185	0	0	36	6	29	4.8	0	
GEORGIA STATE*	13	27	48.1	156	0	0	28	2	0	0.0	0	
at LSU*	23	44	52.3	255	1	0	33	12	74	6.2	1	
GEORGIA*	21	38	55.3	217	0	1	31	10	-16	-1.6	0	
at Arkansas	21	26	80.8	292	2	1	71	5	42	8.4	1	
OLE MISS*	22	30	73.3	276	1	0	35	8	30	3.8	2	
at Texas A&M*	20	41	48.8	153	0	1	15	7	-18	-2.6	0	
MISSISSIPPI STATE*	27	41	65.9	377	2	0	48	2	-3	-1.5	0	
at South Carolina	DID NOT PLAY											
ALABAMA	DID NOT PLAY											
vs. Houston	DID NOT PLAY											

2020 (at Auburn)

	PASSING						RUSHING					
	COMP	ATT	PCT	YDS	TD	INT	LNG	CAR	YDS	AVG	TD	
KENTUCKY*	16	27	59.3	233	3	0	32	5	34	6.8	0	
at Georgia*	21	40	52.5	177	0	1	20	11	8	0.7	0	
ARKANSAS*	17	28	60.7	187	1	0	32	10	30	3.0	1	
at South Carolina*	24	47	51.1	272	1	3	44	15	69	4.6	0	
at Ole Miss*	23	30	76.7	238	1	0	58	10	52	5.2	1	
LSU*	18	24	75.0	300	3	0	91	11	81	7.4	1	
TENNESSEE*	17	26	65.4	220	1	1	54	9	10	1.1	0	
at Alabama*	23	38	60.5	227	0	2	37	9	-1	-0.1	1	
TEXAS A&M*	15	23	65.2	144	0	0	28	11	49	4.5	2	
at Mississippi State*	15	32	46.9	125	1	0	32	7	24	3.4	1	
vs. Northwestern*	25	42	59.5	292	1	0	57	10	32	3.2	0	

2019 (at Auburn)

	PASSING						RUSHING					
	COMP	ATT	PCT	YDS	TD	INT	LNG	CAR	YDS	AVG	TD	
vs. Oregon*	13	31	41.9	177	2	2	38	7	42	6.0	0	
TULANE*	19	37	51.4	207	1	0	40	2	16	8.0	0	
KENT STATE*	12	16	75.0	161	1	0	49	7	21	3.0	1	
at Texas A&M*	12	20	60.0	100	1	0	19	12	38	3.2	0	
MISSISSIPPI STATE*	16	21	76.2	335	2	0	48	7	56	8.0	1	
at Florida*	11	27	40.7	145	1	3	46	10	18	1.8	0	
at Arkansas*	12	17	70.6	176	3	0	48	8	19	2.4	1	
at LSU*	15	35	42.9	157	1	1	34	9	-16	-1.8	1	
OLE MISS*	30	44	68.2	340	0	0	78	8	20	2.5	1	
GEORGIA*	30	50	60.0	245	1	0	28	13	42	3.2	1	
SAMFORD*	15	23	65.2	150	1	0	36	2	1	0.5	0	
ALABAMA*	15	30	50.0	173	1	0	37	6	44	7.3	1	
vs. Minnesota*	17	26	65.4	176	1	0	37	6	12	2.0	0	

*started game

CAREER HIGHS

Completions	33 at Washington State (9/24/22)
Attempts	50 vs. Georgia (11/16/19)
Completion Percentage	90.9 (20-for-22) vs. Akron (9/4/21)
Passing Yards	428 at Washington State (9/24/22)
TD Passes	5 (2x) last vs. UCLA (10/22/22)
Interceptions	3 (2x) last at South Carolina (10/17/20)
Long Pass	91 vs. LSU (10/31/20)
Rushes	15 at South Carolina (10/17/20)
Rushing Yards	141 vs. Stanford (10/1/22)
Rushing TDs	3 (3x) at California (10/29/22)
Long Rush	80 vs. Stanford (10/1/22)
100-Yard Rushing Games	1 vs. Stanford (10/1/22)



TRIKWEZE BRIDGES

11

Jr. » DB
Lanett, Ala. » Lanett HS

CAREER STATS

	GP/GS	UA	A	TOT	TFL	SCK	FF	FR	INT	QBH	BRUP
2019	1/0	0	0	0	0.0-0	0.0-0	0	0-0	0-0	0	0
2020	7/0	2	0	2	0.0-0	0.0-0	0	0-0	0-0	0	0
2021	14/2	17	9	26	1.0-2	0.0-0	1	0-0	1-0	0	1
2022	13/13	30	19	49	1.0-2	0.0-0	1	0-0	3-28	0	5
2023	4/0	1	6	7	0.0-0	0.0-0	0	0-0	0-0	0	0
TOTAL	39/15	50	34	84	2.0-4	0.0-0	2	0-0	4-28	0	6

2023

	UA	A	TOT	TFL	SCK	FF	FR	INT	QBH	BRUP
PORTLAND STATE	0	2	2	0.0-0	0.0-0	0	0-0	0-0	0	0
at Texas Tech	1	1	2	0.0-0	0.0-0	0	0-0	0-0	0	0
HAWAII	0	0	0	0.0-0	0.0-0	0	0-0	0-0	0	0
COLORADO	0	3	3	0.0-0	0.0-0	0	0-0	0-0	0	0
at Stanford	---	---	---	---	---	---	---	---	---	---
at Washington	---	---	---	---	---	---	---	---	---	---
WASHINGTON STATE	---	---	---	---	---	---	---	---	---	---
at Utah	---	---	---	---	---	---	---	---	---	---
CALIFORNIA	---	---	---	---	---	---	---	---	---	---
USC	---	---	---	---	---	---	---	---	---	---
at Arizona State	---	---	---	---	---	---	---	---	---	---
OREGON STATE	---	---	---	---	---	---	---	---	---	---

2022

	UA	A	TOT	TFL	SCK	FF	FR	INT	QBH	BRUP
vs. Georgia*	6	0	6	0.0-0	0.0-0	0	0-0	0-0	0	0
EASTERN WASHINGTON*	0	0	0	0.0-0	0.0-0	0	0-0	1-21	0	0
BYU*	1	0	1	0.0-0	0.0-0	0	0-0	0-0	0	1
at Washington State*	3	2	5	0.5-1	0.0-0	0	0-0	1-0	0	0
STANFORD*	2	2	4	0.0-0	0.0-0	0	0-0	0-0	0	0
at Arizona*	2	3	5	0.0-0	0.0-0	0	0-0	0-0	0	1
UCLA*	3	2	5	0.5-1	0.0-0	0	0-0	0-0	0	0
at California*	2	1	3	0.0-0	0.0-0	0	0-0	1-7	0	0
at Colorado*	2	0	2	0.0-0	0.0-0	0	0-0	0-0	0	1
WASHINGTON*	3	1	4	0.0-0	0.0-0	0	0-0	0-0	0	0
UTAH*	3	4	7	0.0-0	0.0-0	0	0-0	0-0	0	0
at Oregon State*	2	3	5	0.0-0	0.0-0	1	0-0	0-0	0	0
vs. North Carolina*	1	1	2	0.0-0	0.0-0	0	0-0	0-0	0	2

2021

	UA	A	TOT	TFL	SCK	FF	FR	INT	QBH	BRUP
FRESNO STATE*	4	2	6	0.0-0	0.0-0	0	0-0	0-0	0	0
at Ohio State*	1	0	1	0.0-0	0.0-0	0	0-0	0-0	0	1
STONY BROOK	1	0	1	0.0-0	0.0-0	0	0-0	0-0	0	0
ARIZONA	1	0	1	0.0-0	0.0-0	0	0-0	0-0	0	0
at Stanford	1	0	1	0.0-0	0.0-0	0	0-0	0-0	0	0
CALIFORNIA	1	1	2	0.0-0	0.0-0	0	0-0	0-0	0	0
at UCLA	0	0	0	0.0-0	0.0-0	0	0-0	0-0	0	0
COLORADO	1	0	1	0.0-0	0.0-0	0	0-0	0-0	0	0
at Washington	0	0	0	0.0-0	0.0-0	0	0-0	0-0	0	0
WASHINGTON STATE	0	0	0	0.0-0	0.0-0	0	0-0	0-0	0	0
at Utah	0	4	4	0.0-0	0.0-0	0	0-0	0-0	0	0
OREGON STATE	0	0	0	0.0-0	0.0-0	0	0-0	1-0	0	0
vs. Utah	2	0	2	0.0-0	0.0-0	1	0-0	0-0	0	0
vs. Oklahoma	5	2	7	1.0-2	0.0-0	0	0-0	0-0	0	0

CAREER STATS

2020

	UA	A	TOT	TFL	SCK	FF	FR	INT	QBH	BRUP
STANFORD	0	0	0	0.0-0	0.0-0	0	0-0	0-0	0	0
at Washington State	0	0	0	0.0-0	0.0-0	0	0-0	0-0	0	0
UCLA	0	0	0	0.0-0	0.0-0	0	0-0	0-0	0	0
at Oregon State	0	0	0	0.0-0	0.0-0	0	0-0	0-0	0	0
at California	1	0	1	0.0-0	0.0-0	0	0-0	0-0	0	0
at USC	1	0	1	0.0-0	0.0-0	0	0-0	0-0	0	0
vs. Iowa State	0	0	0	0.0-0	0.0-0	0	0-0	0-0	0	0

2019

	UA	A	TOT	TFL	SCK	FF	FR	INT	QBH	BRUP
vs. Auburn										DID NOT PLAY
NEVADA										DID NOT PLAY
MONTANA	0	0	0	0.0-0	0.0-0	0	0-0	0-0	0	0
at Stanford										DID NOT PLAY
CALIFORNIA										DID NOT PLAY
COLORADO										DID NOT PLAY
at Washington										DID NOT PLAY
WASHINGTON STATE										DID NOT PLAY
at USC										DID NOT PLAY
ARIZONA										DID NOT PLAY
at Arizona State										DID NOT PLAY
OREGON STATE										DID NOT PLAY
vs. Utah										DID NOT PLAY
vs. Wisconsin										DID NOT PLAY

*started game

CAREER HIGHS

Tackles.....	7 (2x) last vs. Utah (11/19/22)
Tackles For Loss.....	1.0 vs. Oklahoma (12/29/21)
Sacks.....	none
Interceptions.....	1 (4x) last at California (10/29/22)
Interception Return Yards.....	21 vs. Eastern Washington (9/10/22)
QB Hurries.....	None
Pass Breakups.....	2 vs. North Carolina (12/28/22)
Forced Fumbles.....	1 (2x) last at Oregon State (11/26/22)
Fumble Recoveries.....	none



TROY FRANKLIN

11

Jr. » WR
East Palo Alto, Calif. » Menlo-Atherton HS

CAREER STATS

	GP/GS	RECEIVING					RUSHING				
		REC	YDS	AVG	TD	LNG	ATT	YDS	AVG	TD	LNG
2021	14/4	18	209	11.6	2	30	0	0	0.0	0	0
2022	13/12	61	891	14.6	9	67	0	0	0.0	0	0
2023	4/4	25	418	16.7	5	72	0	0	0.0	0	0
TOTAL	31/20	104	1,518	14.6	16	72	0	0	0.0	0	0

2023

	RECEIVING					RUSHING				
	REC	YDS	AVG	TD	LNG	ATT	YDS	AVG	TD	LNG
PORTLAND STATE*	7	106	15.1	2	33	0	0	0.0	0	0
at Texas Tech*	6	103	17.2	1	72	0	0	0.0	0	0
HAWAII*	4	83	20.8	0	40	0	0	0.0	0	0
COLORADO*	8	126	15.8	2	36	0	0	0.0	0	0
at Stanford	---	---	---	---	---	---	---	---	---	---
at Washington	---	---	---	---	---	---	---	---	---	---
WASHINGTON STATE	---	---	---	---	---	---	---	---	---	---
at Utah	---	---	---	---	---	---	---	---	---	---
CALIFORNIA	---	---	---	---	---	---	---	---	---	---
USC	---	---	---	---	---	---	---	---	---	---
at Arizona State	---	---	---	---	---	---	---	---	---	---
OREGON STATE	---	---	---	---	---	---	---	---	---	---

2022

	RECEIVING					RUSHING				
	REC	YDS	AVG	TD	LNG	ATT	YDS	AVG	TD	LNG
vs. Georgia*	2	34	17.0	0	22	0	0	0.0	0	0
EASTERN WASHINGTON	10	84	8.4	1	19	0	0	0.0	0	0
BYU*	3	84	28.0	0	50	0	0	0.0	0	0
at Washington State*	5	137	27.4	1	40	0	0	0.0	0	0
STANFORD*	4	52	13.0	1	28	0	0	0.0	0	0
at Arizona*	3	38	12.7	0	27	0	0	0.0	0	0
UCLA*	8	132	16.5	2	49	0	0	0.0	0	0
at California*	3	34	11.3	0	17	0	0	0.0	0	0
at Colorado*	1	41	41.0	0	41	0	0	0.0	0	0
WASHINGTON*	5	139	27.8	1	67	0	0	0.0	0	0
UTAH*	4	14	3.5	1	7	0	0	0.0	0	0
at Oregon State*	8	78	9.8	1	18	0	0	0.0	0	0
vs. North Carolina*	5	37	7.4	1	7	0	0	0.0	0	0

2021

	RECEIVING					RUSHING				
	REC	YDS	AVG	TD	LNG	ATT	YDS	AVG	TD	LNG
FRESNO STATE	0	0	0.0	0	0	0	0	0.0	0	0
at Ohio State	2	19	9.5	0	12	0	0	0.0	0	0
STONY BROOK	2	23	11.5	0	15	0	0	0.0	0	0
ARIZONA	1	7	7.0	0	7	0	0	0.0	0	0
at Stanford	0	0	0.0	0	0	0	0	0.0	0	0
CALIFORNIA	0	0	0.0	0	0	0	0	0.0	0	0
at UCLA	3	23	7.7	0	10	0	0	0.0	0	0
COLORADO	2	44	22.0	1	28	0	0	0.0	0	0
at Washington	0	0	0.0	0	0	0	0	0.0	0	0
WASHINGTON STATE*	0	0	0.0	0	0	0	0	0.0	0	0
at Utah	1	1	1.0	0	1	0	0	0.0	0	0
OREGON STATE*	2	11	5.5	0	13	0	0	0.0	0	0
vs. Utah*	1	16	16.0	0	16	0	0	0.0	0	0
vs. Oklahoma*	4	65	16.3	1	30	0	0	0.0	0	0

*started game

CAREER HIGHS

Receptions.....10 vs. Eastern Washington (9/10/22)
 Receiving Yards.....139 vs. Washington (11/12/22)
 Receiving Touchdowns.....2 (3x) last vs. Colorado (9/23/23)
 Long Reception.....72 at Texas Tech (9/9/23)
 100-Yard Receiving Games.....6, last vs. Colorado (9/23/23)



BRYAN ADDISON

Sr. » DB
Gardena, Calif. » Junipero HS

CAREER STATS

DEFENSE/SPECIAL TEAMS

	GP/GS	UA	A	TOT	TFL	SCK	FF	FR	INT	QBH	BRUP
2019 (ST)	14/0	2	0	2	0.0-0	0.0-0	0	0-0	0-0	0	0
2020	6/0	0	2	2	0.0-0	0.0-0	0	0-0	0-0	0	0
2021	14/0	4	2	6	0.0-0	0.0-0	0	0-0	1-23	0	1
2022	12/1	19	11	30	1.0-2	0.0-0	1	0-0	2-0	0	5
2023	4/4	4	7	9	0.0-0	0.0-0	0	0-0	1-0	0	0
TOTAL	50/5	29	22	51	1.0-2	0.0-0	1	0-0	4-23	0	6

OFFENSE

	GP/GS	RECEIVING					RUSHING				
		REC	YDS	AVG	TD	LNG	ATT	YDS	AVG	TD	LNG
2018	4/0	1	12	12.0	0	12	0	0	0.0	0	0
2019	14/6	18	203	11.3	1	34	0	0	0.0	0	0
TOTAL	18/6	19	215	11.3	1	34	0	0	0.0	0	0

2023

	UA	A	TOT	TFL	SCK	FF	FR	INT	QBH	BRUP
PORTLAND STATE*	1	2	3	0.0-0	0.0-0	0	0-0	0-0	0	0
at Texas Tech*	0	2	2	0.0-0	0.0-0	0	0-0	1-0	0	0
HAWAII*	1	1	2	0.0-0	0.0-0	0	0-0	0-0	0	0
COLORADO*	2	2	4	0.0-0	0.0-0	0	0-0	0-0	0	0
at Stanford	---	---	---	---	---	---	---	---	---	---
at Washington	---	---	---	---	---	---	---	---	---	---
WASHINGTON STATE	---	---	---	---	---	---	---	---	---	---
at Utah	---	---	---	---	---	---	---	---	---	---
CALIFORNIA	---	---	---	---	---	---	---	---	---	---
USC	---	---	---	---	---	---	---	---	---	---
at Arizona State	---	---	---	---	---	---	---	---	---	---
OREGON STATE	---	---	---	---	---	---	---	---	---	---

2022

	UA	A	TOT	TFL	SCK	FF	FR	INT	QBH	BRUP
vs. Georgia	0	1	1	0.0-0	0.0-0	0	0-0	0-0	0	0
EASTERN WASHINGTON	2	0	2	1.0-2	0.0-0	1	0-0	0-0	0	0
BYU	0	0	0	0.0-0	0.0-0	0	0-0	0-0	0	0
at Washington State	2	1	3	0.0-0	0.0-0	0	0-0	0-0	0	0
STANFORD	6	2	8	0.0-0	0.0-0	0	0-0	0-0	0	0
at Arizona	DID NOT PLAY									
UCLA	2	0	2	0.0-0	0.0-0	0	0-0	1-0	0	1
at California	1	2	3	0.0-0	0.0-0	0	0-0	1-0	0	0
at Colorado	4	2	6	0.0-0	0.0-0	0	0-0	0-0	0	1
WASHINGTON	1	0	1	0.0-0	0.0-0	0	0-0	0-0	0	1
UTAH	0	1	1	0.0-0	0.0-0	0	0-0	0-0	0	1
at Oregon State*	0	0	0	0.0-0	0.0-0	0	0-0	0-0	0	0
vs. North Carolina	1	2	3	0.0-0	0.0-0	0	0-0	0-0	0	1

2021

	UA	A	TOT	TFL	SCK	FF	FR	INT	QBH	BRUP
FRESNO STATE	0	0	0	0.0-0	0.0-0	0	0-0	0-0	0	0
at Ohio State	0	0	0	0.0-0	0.0-0	0	0-0	0-0	0	0
STONY BROOK	0	0	0	0.0-0	0.0-0	0	0-0	0-0	0	0
ARIZONA	0	0	0	0.0-0	0.0-0	0	0-0	0-0	0	0
at Stanford	0	0	0	0.0-0	0.0-0	0	0-0	0-0	0	0
CALIFORNIA	0	0	0	0.0-0	0.0-0	0	0-0	0-0	0	0
at UCLA	0	0	0	0.0-0	0.0-0	0	0-0	0-0	0	0
COLORADO	3	1	4	0.0-0	0.0-0	0	0-0	0-0	0	0
at Washington	0	0	0	0.0-0	0.0-0	0	0-0	0-0	0	0
WASHINGTON STATE	0	0	0	0.0-0	0.0-0	0	0-0	1-23	0	0
at Utah	0	0	0	0.0-0	0.0-0	0	0-0	0-0	0	0
OREGON STATE	0	0	0	0.0-0	0.0-0	0	0-0	0-0	0	0
vs. Utah	1	1	2	0.0-0	0.0-0	0	0-0	0-0	0	0
vs. Oklahoma	0	0	0	0.0-0	0.0-0	0	0-0	0-0	0	0

2020

	UA	A	TOT	TFL	SCK	FF	FR	INT	QBH	BRUP
STANFORD	0	0	0	0.0-0	0.0-0	0	0-0	0-0	0	0
at Washington State	0	1	1	0.0-0	0.0-0	0	0-0	0-0	0	0
UCLA	0	1	1	0.0-0	0.0-0	0	0-0	0-0	0	0
at Oregon State	0	0	0	0.0-0	0.0-0	0	0-0	0-0	0	0
at California	DID NOT PLAY									
at USC	0	0	0	0.0-0	0.0-0	0	0-0	0-0	0	0
vs. Iowa State	0	0	0	0.0-0	0.0-0	0	0-0	0-0	0	0

2019 (SPECIAL TEAMS)

	UA	A	TOT	TFL	SCK	FF	FR	INT	QBH	BRUP
vs. Auburn	1	0	1	0.0-0	0.0-0	0	0-0	0-0	0	0
NEVADA	0	0	0	0.0-0	0.0-0	0	0-0	0-0	0	0
MONTANA	0	0	0	0.0-0	0.0-0	0	0-0	0-0	0	0
at Stanford	0	0	0	0.0-0	0.0-0	0	0-0	0-0	0	0
CALIFORNIA	0	0	0	0.0-0	0.0-0	0	0-0	0-0	0	0
COLORADO	0	0	0	0.0-0	0.0-0	0	0-0	0-0	0	0
at Washington	0	0	0	0.0-0	0.0-0	0	0-0	0-0	0	0
WASHINGTON STATE	1	0	1	0.0-0	0.0-0	0	0-0	0-0	0	0
at USC	0	0	0	0.0-0	0.0-0	0	0-0	0-0	0	0
ARIZONA	0	0	0	0.0-0	0.0-0	0	0-0	0-0	0	0
at Arizona State	0	0	0	0.0-0	0.0-0	0	0-0	0-0	0	0
OREGON STATE	0	0	0	0.0-0	0.0-0	0	0-0	0-0	0	0
vs. Utah	0	0	0	0.0-0	0.0-0	0	0-0	0-0	0	0
vs. Wisconsin	0	0	0	0.0-0	0.0-0	0	0-0	0-0	0	0

2019 (OFFENSE)

	RECEIVING					RUSHING				
	REC	YDS	AVG	TD	LNG	ATT	YDS	AVG	TD	LNG
vs. Auburn	1	6	6.0	0	5	0	0	0.0	0	0
NEVADA*	2	58	29.0	1	34	0	0	0.0	0	0
MONTANA*	1	4	4.0	0	4	0	0	0.0	0	0
at Stanford*	4	42	10.5	0	4	0	0	0.0	0	0
CALIFORNIA*	0	0	0.0	0	0	0	0	0.0	0	0
COLORADO*	1	4	4.0	0	4	0	0	0.0	0	0
at Washington*	2	16	8.0	0	13	0	0	0.0	0	0
WASHINGTON STATE	1	11	11.0	0	11	0	0	0.0	0	0
at USC	0	0	0.0	0	0	0	0	0.0	0	0
ARIZONA	1	11	11.0	0	11	0	0	0.0	0	0
at Arizona State	1	5	5.0	0	5	0	0	0.0	0	0
OREGON STATE	2	32	16.0	0	17	0	0	0.0	0	0
vs. Utah	2	14	7.0	0	9	0	0	0.0	0	0
vs. Wisconsin	0	0	0.0	0	0	0	0	0.0	0	0

2018 (OFFENSE)

	RECEIVING					RUSHING				
	REC	YDS	AVG	TD	LNG	ATT	YDS	AVG	TD	LNG
BOWLING GREEN	0	0	0.0	0	0	0	0	0.0	0	0
PORTLAND STATE	1	12	12.0	0	12	0	0	0.0	0	0
SAN JOSE STATE	0	0	0.0	0	0	0	0	0.0	0	0
STANFORD	DID NOT PLAY									
at California	DID NOT PLAY									
WASHINGTON	DID NOT PLAY									
at Washington State	DID NOT PLAY									
at Arizona	DID NOT PLAY									
UCLA	DID NOT PLAY									
at Utah	DID NOT PLAY									
ARIZONA STATE	DID NOT PLAY									
at Oregon State	0	0	0.0	0	0	0	0	0.0	0	0
vs. Michigan State	DID NOT PLAY									

*started game

CAREER HIGHS

Tackles.....	8 vs. Stanford (10/1/22)
Tackles For Loss.....	1.0 vs. Eastern Washington (9/10/22)
Sacks.....	none
Interceptions.....	1 (4x) last at Texas Tech (9/9/23)
Interception Return Yards.....	23 vs. Eastern Washington (11/13/21)
QB Hurries.....	none
Pass Breakups.....	1 (5x) last vs. North Carolina (12/28/22)
Forced Fumbles.....	1 vs. Eastern Washington (9/10/22)
Fumble Recoveries.....	none
Receptions.....	4 at Stanford (9/21/19)
Receiving Yards.....	58 vs. Nevada (9/7/19)
Receiving TDs.....	1 vs. Nevada (9/7/19)



13 TY THOMPSON

So. » QB
Gilbert, Ariz. » Mesquite HS

CAREER STATS

	PASSING							RUSHING						
	GP/GS	COMP	ATT	PCT	YDS	TD	INT	LNG	CAR	YDS	AVG	TD		
2021	3/0	7	15	46.7	87	2	1	54	3	10	3.3	0		
2022	7/0	11	20	55.0	72	0	2	17	4	-2	0.5	0		
2023	3/0	13	16	81.3	172	2	0	60	6	49	8.2	0		
TOTAL	13/0	31	51	60.8	331	4	3	60	13	57	4.4	0		

2023

	PASSING							RUSHING						
	COMP	ATT	PCT	YDS	TD	INT	LNG	CAR	YDS	AVG	TD			
PORTLAND STATE	7	8	87.5	81	1	0	21	2	25	12.5	0			
at Texas Tech	DID NOT PLAY													
HAWAII	4	6	66.7	85	1	0	60	1	3	3.0	0			
COLORADO	2	2	100.0	6	0	0	8	3	21	7.0	0			
at Stanford	---													
at Washington	---													
WASHINGTON STATE	---													
at Utah	---													
CALIFORNIA	---													
USC	---													
at Arizona State	---													
OREGON STATE	---													

2022

	PASSING							RUSHING						
	COMP	ATT	PCT	YDS	TD	INT	LNG	CAR	YDS	AVG	TD			
vs. Georgia	DID NOT PLAY													
EASTERN WASHINGTON	5	7	71.4	63	0	0	17	1	-1	-1.0	0			
BYU	1	2	50.0	5	0	1	5	0	0	0.0	0			
at Washington State	DID NOT PLAY													
STANFORD	1	5	20.0	3	0	1	3	1	2	2.0	0			
at Arizona	3	4	75.0	9	0	0	0	0	0	0.0	0			
UCLA	DID NOT PLAY													
at California	DID NOT PLAY													
at Colorado	1	2	50.0	-8	0	0	-8	2	-3	-1.5	0			
WASHINGTON	0	0	0.0	0	0	0	0	0	0	0.0	0			
UTAH	0	0	0.0	0	0	0	0	0	0	0.0	0			
at Oregon State	DID NOT PLAY													
vs. North Carolina	DID NOT PLAY													

2021

	PASSING							RUSHING						
	COMP	ATT	PCT	YDS	TD	INT	LNG	CAR	YDS	AVG	TD			
FRESNO STATE	DID NOT PLAY													
at Ohio State	DID NOT PLAY													
STONY BROOK	6	9	66.7	82	2	0	54	1	-5	-5.0	0			
ARIZONA	0	3	0.0	0	0	0	0	1	2	2.0	0			
at Stanford	DID NOT PLAY													
CALIFORNIA	DID NOT PLAY													
at UCLA	DID NOT PLAY													
COLORADO	1	3	33.3	5	0	1	5	1	13	13.0	0			
at Washington	DID NOT PLAY													
WASHINGTON STATE	DID NOT PLAY													
at Utah	DID NOT PLAY													
OREGON STATE	DID NOT PLAY													
vs. Utah	DID NOT PLAY													
vs. Oklahoma	DID NOT PLAY													

CAREER HIGHS

Completions	7 vs. Portland State (8/2/23)
Attempts	9 vs. Stony Brook (9/18/21)
Completion Percentage	87.5 (7-for-8) vs. Portland State (8/2/23)
Passing Yards	85 vs. Hawaii (9/16/23)
TD Passes	2 vs. Stony Brook (9/18/21)
Interceptions	1 (3x) vs. Stanford (10/1/22)
Long Pass	60 vs. Hawaii (9/16/23)
Rushes	2 (2x) last vs. Portland State (8/2/23)
Rushing Yards	25 vs. Portland State (8/2/23)
Rushing TDs	None
Long Rush	13 (2x) last vs. Portland State (8/2/23)

14 KHAMARI TERRELL

So. » DB
Killeen, Texas » Shoemaker HS

CAREER STATS

	GP/GS	UA	A	TOT	TFL	SCK	FF	FR	INT	QBH	BRUP
2022	10/0	3	5	8	0.0-0	0.0-0	0	0-0	0-0	0	0
2023	4/0	1	4	5	0.0-0	0.0-0	0	0-0	0-0	0	1
TOTAL	14/0	4	9	13	0.0-0	0.0-0	0	0-0	0-0	0	1

2023

	UA	A	TOT	TFL	SCK	FF	FR	INT	QBH	BRUP
PORTLAND STATE	1	3	4	0.0-0	0.0-0	0	0-0	0-0	0	1
at Texas Tech	0	0	0	0.0-0	0.0-0	0	0-0	0-0	0	0
HAWAII	0	1	1	0.0-0	0.0-0	0	0-0	0-0	0	0
COLORADO	0	0	0	0.0-0	0.0-0	0	0-0	0-0	0	0
at Stanford	---	---	---	---	---	---	---	---	---	---
at Washington	---	---	---	---	---	---	---	---	---	---
WASHINGTON STATE	---	---	---	---	---	---	---	---	---	---
at Utah	---	---	---	---	---	---	---	---	---	---
CALIFORNIA	---	---	---	---	---	---	---	---	---	---
USC	---	---	---	---	---	---	---	---	---	---
at Arizona State	---	---	---	---	---	---	---	---	---	---
OREGON STATE	---	---	---	---	---	---	---	---	---	---

2022

	UA	A	TOT	TFL	SCK	FF	FR	INT	QBH	BRUP
vs. Georgia	DID NOT PLAY									
EASTERN WASHINGTON	0	1	1	0.0-0	0.0-0	0	0-0	0-0	0	0
BYU	0	0	0	0.0-0	0.0-0	0	0-0	0-0	0	0
at Washington State	1	0	1	0.0-0	0.0-0	0	0-0	0-0	0	0
STANFORD	0	1	1	0.0-0	0.0-0	0	0-0	0-0	0	0
at Arizona	DID NOT PLAY									
UCLA	1	0	1	0.0-0	0.0-0	0	0-0	0-0	0	0
at California	0	1	1	0.0-0	0.0-0	0	0-0	0-0	0	0
at Colorado	0	2	2	0.0-0	0.0-0	0	0-0	0-0	0	0
WASHINGTON	0	0	0	0.0-0	0.0-0	0	0-0	0-0	0	0
UTAH	DID NOT PLAY									
at Oregon State	0	0	0	0.0-0	0.0-0	0	0-0	0-0	0	0
vs. North Carolina	1	0	1	0.0-0	0.0-0	0	0-0	0-0	0	0

*started game

CAREER HIGHS

Tackles	4 vs. Portland State (8/2/23)
Tackles For Loss	none
Sacks	none
Interceptions	none
Interception Return Yards	none
QB Hurries	none
Pass Breakups	1 vs. Portland State (8/2/23)
Forced Fumbles	none
Fumble Recoveries	none



TEZ JOHNSON
 Jr. » WR
 Pinson, Ala. » Pinson Valley HS/Troy

CAREER STATS

	GP/GS	RECEIVING				PUNT RETURNS					
		REC	YDS	AVG	TD	LNG	ATT	YDS	AVG	TD	LNG
2020 (TROY)	11/0	18	211	11.7	0	58	9	42	4.7	0	18
2021 (TROY)	12/12	67	735	11.0	4	64	8	63	7.9	0	16
2022 (TROY)	13/2	56	863	15.4	4	74	6	69	11.5	0	28
2023	4/4	15	203	13.5	3	49	12	97	8.1	0	18
TOTAL	40/18	156	2,012	12.9	11	74	35	271	7.7	0	28

2023

	GP/GS	RECEIVING				PUNT RETURNS					
		REC	YDS	AVG	TD	LNG	ATT	YDS	AVG	TD	LNG
PORTLAND STATE*		3	41	13.7	0	28	5	34	6.8	0	16
at Texas Tech*		4	37	9.3	1	14	0	0	0.0	0	0
HAWAII*		4	77	19.3	2	49	5	48	9.6	0	15
COLORADO*		4	48	12.0	0	18	2	15	7.5	0	18
at Stanford		---	---	---	---	---	---	---	---	---	---
at Washington		---	---	---	---	---	---	---	---	---	---
WASHINGTON STATE		---	---	---	---	---	---	---	---	---	---
at Utah		---	---	---	---	---	---	---	---	---	---
CALIFORNIA		---	---	---	---	---	---	---	---	---	---
USC		---	---	---	---	---	---	---	---	---	---
at Arizona State		---	---	---	---	---	---	---	---	---	---
OREGON STATE		---	---	---	---	---	---	---	---	---	---

2022 (at Troy)

	GP/GS	RECEIVING				PUNT RETURNS					
		REC	YDS	AVG	TD	LNG	ATT	YDS	AVG	TD	LNG
at Ole Miss*		2	10	5.0	0	7	0	0	0.0	0	0
ALABAMA A&M		DID NOT PLAY									
at Appalachian State		4	69	17.3	0	36	0	0	0.0	0	0
MARSHALL		2	121	60.5	0	63	0	0	0.0	0	0
at Western Kentucky		6	105	17.5	1	30	0	0	0.0	0	0
SOUTHERN MISS		4	80	20.0	1	30	0	0	0.0	0	0
TEXAS STATE*		4	94	23.5	1	74	0	0	0.0	0	0
at South Alabama		4	57	14.3	0	36	0	0	0.0	0	0
at Louisiana		8	81	10.1	0	25	0	0	0.0	0	0
ARMY		6	75	12.5	1	21	0	0	0.0	0	0
LOUISIANA-MONROE		6	42	7.0	0	15	2	43	21.5	0	28
at Arkansas State		3	30	10.0	0	14	2	16	8.0	0	19
COASTAL CAROLINA		3	59	19.7	0	29	1	10	10.0	0	10
vs. UTSA		4	40	10.0	0	14	1	0	0.0	0	0

2021 (at Troy)

	GP/GS	RECEIVING				PUNT RETURNS					
		REC	YDS	AVG	TD	LNG	ATT	YDS	AVG	TD	LNG
SOUTHERN*		5	92	18.4	1	26	0	0	0.0	0	0
LIBERTY*		3	25	8.3	0	10	0	0	0.0	0	0
at Southern Miss*		10	106	10.6	0	34	1	16	16.0	0	0
at Louisiana-Monroe*		6	27	4.5	0	17	3	21	7.0	0	8
at South Carolina*		6	49	8.2	0	13	0	0	0.0	0	0
GEORGIA SOUTHERN*		6	38	6.3	0	10	0	0	0.0	0	0
at Texas State*		9	81	9.0	1	33	0	0	0.0	0	0
at Coastal Carolina*		4	88	22.0	1	64	0	0	0.0	0	0
SOUTH ALABAMA*		4	46	11.5	0	28	2	17	8.5	0	14
LOUISIANA*		6	83	13.8	1	27	1	9	9.0	0	9
APPALACCHIAN STATE*		4	44	11.0	0	26	0	0	0.0	0	0
at Georgia State*		4	56	14.0	0	45	0	0	0.0	0	0

2020 (at Troy)

	GP/GS	RECEIVING				PUNT RETURNS					
		REC	YDS	AVG	TD	LNG	ATT	YDS	AVG	TD	LNG
at Middle Tennessee		1	13	13.0	0	13	0	0	0.0	0	0
at BYU		1	6	6.0	0	6	0	0	0.0	0	0
TEXAS STATE		0	0	0.0	0	0	1	18	18.0	0	18
EASTERN KENTUCKY		2	30	15.0	0	27	2	16	8.0	0	16
GEORGIA STATE		2	13	6.5	0	8	1	5	5.0	0	5
at Arkansas State		3	23	7.7	0	13	0	0	0.0	0	0
at Georgia Southern		1	33	33.0	0	33	3	3	1.0	0	3
MIDDLE TENNESSEE		3	63	13.0	0	58	1	0	0.0	0	0
at Appalachian State		1	6	6.0	0	6	0	0	0.0	0	0
at South Alabama		2	15	7.5	0	11	0	0	0.0	0	0
COASTAL CAROLINA		2	9	4.5	0	7	1	0	0.0	0	0

*started game

CAREER HIGHS

Receptions.....	10 vs. Southern Miss (9/18/21)
Receiving Yards.....	121 vs. Marshall (9/24/22)
Receiving Touchdowns.....	2 vs. Hawaii (9/16/23)
Long Reception.....	74 vs. Texas State (10/15/22)
100-Yard Receiving Games.....	3, last vs. Western Kentucky (10/1/22)
Punt Returns.....	5 vs. Portland State (9/2/23)
Punt Return Yards.....	43 vs. Louisiana-Monroe (11/19/22)
Long Punt Return.....	28 vs. Louisiana-Monroe (11/19/22)



MASE FUNA

Sr. » OLB
Anaheim, Calif. » Mater Dei HS

CAREER STATS

Table with columns: GP/GS, UA, A, TOT, TFL, SCK, FF, FR, INT, QBH, BRUP. Rows for years 2019-2023 and a TOTAL row.

2023

Table with columns: UA, A, TOT, TFL, SCK, FF, FR, INT, QBH, BRUP. Rows for various opponents including Portland State, Texas Tech, Hawaii, Colorado*, Stanford, Washington, Washington State, Utah, California, USC, Arizona State, and Oregon State.

2022

Table with columns: UA, A, TOT, TFL, SCK, FF, FR, INT, QBH, BRUP. Rows for various opponents including Georgia, Eastern Washington*, BYU*, Washington State, Stanford*, Arizona*, UCLA, California, Colorado*, Washington*, Utah*, Oregon State, and North Carolina*.

2021

Table with columns: UA, A, TOT, TFL, SCK, FF, FR, INT, QBH, BRUP. Rows for various opponents including Fresno State*, Ohio State*, Stony Brook, Arizona*, Stanford*, California, UCLA*, Colorado*, Washington*, Washington State*, Utah*, Oregon State*, and Oklahoma*.

2020

Table with columns: UA, A, TOT, TFL, SCK, FF, FR, INT, QBH, BRUP. Rows for various opponents including Stanford*, Washington State*, UCLA*, Oregon State*, California*, USC, and Iowa State*.

2019

Table with columns: UA, A, TOT, TFL, SCK, FF, FR, INT, QBH, BRUP. Rows for various opponents including Auburn, Nevada, Montana*, Stanford, California, Colorado, Washington, Washington State, USC, Arizona, Arizona State, Oregon State, Utah, and Wisconsin.

*started game

CAREER HIGHS

- Tackles..... 9 vs. UCLA (11/21/20)
Tackles For Loss.....3.0 vs. Nevada (9/7/19)
Sacks.....2.0 vs. Nevada (9/7/19)
Interceptions..... 1 at Washington State (9/24/22)
Interception Return Yards.....27 at Washington State (9/24/22)
QB Hurries..... 2 vs. Colorado (10/11/19)
Pass Breakups..... 1 (2x) last vs. Utah (11/19/22)
Forced Fumbles..... none
Fumble Recoveries.....1 vs. Fresno State (9/4/21)



JORDAN JAMES

So. » RB
Nashville, Tenn. » Oakland HS

CAREER STATS

	GP/GS	RUSHING					RECEIVING				
		ATT	YDS	AVG	TD	LNG	REC	YDS	AVG	TD	LNG
2022	9/0	46	189	4.1	5	24	1	6	6.0	0	6
2023	4/0	28	209	7.5	6	36	4	24	6.0	0	9
TOTAL	13/0	74	398	5.4	11	36	5	30	6.0	0	9

2023

	RUSHING					RECEIVING				
	ATT	YDS	AVG	TD	LNG	REC	YDS	AVG	TD	LNG
PORTLAND STATE	10	86	8.6	3	36	1	5	5.0	0	5
at Texas Tech	4	8	2.0	0	5	2	14	7.0	0	9
HAWAII	7	61	8.7	2	22	0	0	0.0	0	0
COLORADO	7	54	7.7	1	23	1	5	5.0	0	5
at Stanford	---	---	---	---	---	---	---	---	---	---
at Washington	---	---	---	---	---	---	---	---	---	---
WASHINGTON STATE	---	---	---	---	---	---	---	---	---	---
at Utah	---	---	---	---	---	---	---	---	---	---
CALIFORNIA	---	---	---	---	---	---	---	---	---	---
USC	---	---	---	---	---	---	---	---	---	---
at Arizona State	---	---	---	---	---	---	---	---	---	---
OREGON STATE	---	---	---	---	---	---	---	---	---	---

2022

	RUSHING					RECEIVING				
	ATT	YDS	AVG	TD	LNG	REC	YDS	AVG	TD	LNG
vs. Georgia	7	15	2.1	0	5	0	0	0.0	0	0
EASTERN WASHINGTON	DID NOT PLAY									
BYU	6	33	5.5	0	11	1	6	6.0	0	6
at Washington State	3	0	2.0	1	1	0	0	0.0	0	0
STANFORD	3	9	3.0	1	6	0	0	0.0	0	0
at Arizona	10	69	6.9	1	24	0	0	0.0	0	0
UCLA	3	7	2.3	1	4	0	0	0.0	0	0
at California	2	3	1.5	0	3	0	0	0.0	0	0
at Colorado	DID NOT PLAY									
WASHINGTON	DID NOT PLAY									
UTAH	DID NOT PLAY									
at Oregon State	9	27	2.9	1	13	0	0	0.0	0	0
vs. North Carolina	3	27	9.0	0	13	0	0	0.0	0	0

CAREER HIGHS

Rushes 10 (2x) last vs. Portland State (9/3/23)
 Rushing Yards 86 vs. Portland State (9/3/23)
 Rushing TDs 3 vs. Portland State (9/3/23)
 Long Rush 36 vs. Portland State (9/3/23)
 100-Yard Games none
 Receptions 2 at Texas Tech (9/9/23)
 Receiving Yards 14 at Texas Tech (9/9/23)
 Receiving TDs none
 Long Reception 9 at Texas Tech (9/9/23)



CONNOR SOELLE

Jr. » ILB
Scottsdale, Ariz. » Saguaro HS/Arizona State

CAREER STATS

	GP/GS	UA	A	TOT	TFL	SCK	FF	FR	INT	QBH	BRUP
2019 (ASU)	1/0	0	0	0	0.0-0	0.0-0	0	0-0	0-0	0	0
2020 (ASU)	4/0	1	4	5	0.0-0	0.0-0	1	0-0	0-0	0	0
2021 (ASU)	13/1	10	7	17	1.0-1	0.0-0	0	0-0	0-0	0	0
2022 (ASU)	12/2	13	17	30	1.0-1	0.0-0	0	0-0	0-0	0	1
2023	4/0	6	7	13	0.0-0	0.0-0	0	0-0	0-0	0	0
TOTAL	34/3	30	35	65	2.0-2	0.0-0	1	0-0	0-0	1	1

2023

	UA	A	TOT	TFL	SCK	FF	FR	INT	QBH	BRUP
PORTLAND STATE	1	4	5	0.0-0	0.0-0	0	0-0	0-0	1	0
at Texas Tech	1	0	1	0.0-0	0.0-0	0	0-0	0-0	0	0
HAWAII	1	0	1	0.0-0	0.0-0	0	0-0	0-0	0	0
COLORADO	3	3	6	0.0-0	0.0-0	0	0-0	0-0	0	0
at Stanford	---	---	---	---	---	---	---	---	---	---
at Washington	---	---	---	---	---	---	---	---	---	---
WASHINGTON STATE	---	---	---	---	---	---	---	---	---	---
at Utah	---	---	---	---	---	---	---	---	---	---
CALIFORNIA	---	---	---	---	---	---	---	---	---	---
USC	---	---	---	---	---	---	---	---	---	---
at Arizona State	---	---	---	---	---	---	---	---	---	---
OREGON STATE	---	---	---	---	---	---	---	---	---	---

2022 (at Arizona State)

	UA	A	TOT	TFL	SCK	FF	FR	INT	QBH	BRUP
NORTHERN ARIZONA	1	2	3	0.5-1	0.0-0	0	0-0	0-0	0	0
at Oklahoma State	1	1	2	0.0-0	0.0-0	0	0-0	0-0	0	0
EASTERN MICHIGAN	0	0	0	0.0-0	0.0-0	0	0-0	0-0	0	0
UTAH*	1	3	4	0.5-0	0.0-0	0	0-0	0-0	0	0
at USC	1	0	1	0.0-0	0.0-0	0	0-0	0-0	0	0
WASHINGTON	0	3	3	0.0-0	0.0-0	0	0-0	0-0	0	0
at Stanford*	0	2	2	0.0-0	0.0-0	0	0-0	0-0	0	0
at Colorado	1	0	1	0.0-0	0.0-0	0	0-0	0-0	0	0
UCLA	2	2	4	0.0-0	0.0-0	0	0-0	0-0	0	1
at Washington State	1	2	3	0.0-0	0.0-0	0	0-0	0-0	0	0
OREGON STATE	5	1	6	0.0-0	0.0-0	0	0-0	0-0	0	0
at Arizona	0	1	1	0.0-0	0.0-0	0	0-0	0-0	0	0

2021 (at Arizona State)

	UA	A	TOT	TFL	SCK	FF	FR	INT	QBH	BRUP
SOUTHERN UTAH	0	0	0	0.0-0	0.0-0	0	0-0	0-0	0	0
UNLV	1	1	2	1.0-1	0.0-0	0	0-0	0-0	0	0
at BYU	0	0	0	0.0-0	0.0-0	0	0-0	0-0	0	0
COLORADO	1	1	2	0.0-0	0.0-0	0	0-0	0-0	0	0
at UCLA	0	0	0	0.0-0	0.0-0	0	0-0	0-0	0	0
STANFORD	0	0	0	0.0-0	0.0-0	0	0-0	0-0	0	0
at Utah	1	0	1	0.0-0	0.0-0	0	0-0	0-0	0	0
WASHINGTON STATE	0	0	0	0.0-0	0.0-0	0	0-0	0-0	0	0
USC	0	0	0	0.0-0	0.0-0	0	0-0	0-0	0	0
at Washington	1	0	1	0.0-0	0.0-0	0	0-0	0-0	0	0
at Oregon State	1	0	1	0.0-0	0.0-0	0	0-0	0-0	0	0
ARIZONA*	5	0	5	0.0-0	0.0-0	0	0-0	0-0	0	0
vs. Wisconsin	0	5	5	0.0-0	0.0-0	0	0-0	0-0	0	0

2020 (at Arizona State)

	UA	A	TOT	TFL	SCK	FF	FR	INT	QBH	BRUP
at USC	0	0	0	0.0-0	0.0-0	0	0-0	0-0	0	0
UCLA	0	0	0	0.0-0	0.0-0	0	0-0	0-0	0	0
at Arizona	0	2	2	0.0-0	0.0-0	0	0-0	0-0	0	0
at Oregon State	1	2	3	0.0-0	0.0-0	1	0-0	0-0	0	0

2019 (at Arizona State)

	UA	A	TOT	TFL	SCK	FF	FR	INT	QBH	BRUP
KENT STATE	0	0	0	0.0-0	0.0-0	0	0-0	0-0	0	0
SACRAMENTO STATE										
at Michigan State										
COLORADO										
at California										
WASHINGTON STATE										
at Utah										
at UCLA										
USC										
at Oregon State										
OREGON										
ARIZONA										
vs. Florida State										

*started game

CAREER HIGHS

Tackles	6 (2x) last vs. Colorado (9/23/23)
Tackles For Loss	1.0 vs. UNLV (9/11/21)
Sacks	none
Interceptions	none
Interception Return Yards	none
QB Hurries	1 vs. Portland State (9/3/23)
Pass Breakups	1 vs. UCLA (11/5/22)
Forced Fumbles	1 vs. Oregon State (12/19/20)
Fumble Recoveries	none



NIKKO REED

Jr. » DB
Oakland, Calif. » Moreau Catholic/Colorado



BRYCE BOETTCHER

Jr. » ILB
Eugene, Ore. » South Eugene HS

CAREER STATS

	GP/GS	UA	A	TOT	TFL	SCK	FF	FR	INT	QBH	BRUP
2021 (COLO)	9/1	6	3	9	1.5-2	0.0-0	0	0-0	1-0	0	1
2022 (COLO)	12/12	30	12	42	2.5-12	1.0-9	0	0-0	2-56	0	7
2023	4/0	2	3	5	0.0-0	0.0-0	0	0-0	0-0	0	3
TOTAL	28/13	38	18	56	4.0-14	1.0-9	0	0-0	3-56	0	11

2023

	UA	A	TOT	TFL	SCK	FF	FR	INT	QBH	BRUP
PORTLAND STATE	0	0	0	0.0-0	0.0-0	0	0-0	0-0	0	2
at Texas Tech	0	0	0	0.0-0	0.0-0	0	0-0	0-0	0	1
HAWAII	0	1	1	0.0-0	0.0-0	0	0-0	0-0	0	0
COLORADO	2	2	4	0.0-0	0.0-0	0	0-0	0-0	0	0
at Stanford	---	---	---	---	---	---	---	---	---	---
at Washington	---	---	---	---	---	---	---	---	---	---
WASHINGTON STATE	---	---	---	---	---	---	---	---	---	---
at Utah	---	---	---	---	---	---	---	---	---	---
CALIFORNIA	---	---	---	---	---	---	---	---	---	---
USC	---	---	---	---	---	---	---	---	---	---
at Arizona State	---	---	---	---	---	---	---	---	---	---
OREGON STATE	---	---	---	---	---	---	---	---	---	---

2022 (at Colorado)

	UA	A	TOT	TFL	SCK	FF	FR	INT	QBH	BRUP
TCU*	0	0	0	0.0-0	0.0-0	0	0-0	0-0	0	0
at Air Force*	2	2	4	0.0-0	0.0-0	0	0-0	0-0	0	0
at Minnesota*	3	0	3	0.0-0	0.0-0	0	0-0	0-0	0	0
UCLA*	2	0	2	0.0-0	0.0-0	0	0-0	0-0	0	1
at Arizona*	3	3	6	1.0-1	0.0-0	0	0-0	0-0	0	2
CALIFORNIA*	6	1	7	1.0-9	1.0-9	0	0-0	0-0	0	1
at Oregon State*	2	3	5	0.0-0	0.0-0	0	0-0	0-0	0	0
ARIZONA STATE*	2	0	2	0.0-0	0.0-0	0	0-0	0-0	0	1
OREGON*	1	0	1	0.0-0	0.0-0	0	0-0	0-0	0	0
at USC*	1	0	1	0.0-0	0.0-0	0	0-0	1-0	0	1
at Washington*	5	1	6	0.0-0	0.0-0	0	0-0	0-0	0	1
UTAH*	3	2	5	0.5-2	0.0-0	0	0-0	1-56	0	0

2021 (at Colorado)

	UA	A	TOT	TFL	SCK	FF	FR	INT	QBH	BRUP
NORTHERN COLORADO	2	0	2	1.0-1	0.0-0	0	0-0	0-0	0	0
vs. Texas A&M	2	0	2	0.0-0	0.0-0	0	0-0	0-0	0	0
MINNESOTA										
at Arizona State										
USC										
ARIZONA	1	0	1	0.0-0	0.0-0	0	0-0	0-0	0	1
at California	0	0	0	0.0-0	0.0-0	0	0-0	0-0	0	0
at Oregon	0	1	1	0.0-0	0.0-0	0	0-0	0-0	0	0
OREGON STATE	0	0	0	0.0-0	0.0-0	0	0-0	0-0	0	0
at UCLA	0	1	1	0.5-1	0.0-0	0	0-0	0-0	0	0
WASHINGTON	1	0	1	0.0-0	0.0-0	0	0-0	1-0	0	0
at Utah*	2	1	3	0.0-0	0.0-0	0	0-0	0-0	0	0

*started game

CAREER HIGHS

Tackles.....	7 vs. California (10/15/22)
Tackles For Loss.....	1.0 (3x) last vs. California (10/15/22)
Sacks.....	1 vs. California (10/15/22)
Interceptions.....	1 (3x) last vs. Utah (11/26/22)
Interception Return Yards.....	56 vs. Utah (11/26/22)
QB Hurries.....	none
Pass Breakups.....	2 (2x) last vs. Portland State (9/3/23)
Forced Fumbles.....	none
Fumble Recoveries.....	none

CAREER STATS

	GP/GS	UA	A	TOT	TFL	SCK	FF	FR	INT	QBH	BRUP
2022	12/0	0	2	2	0.0-0	0.0-0	0	0-0	0-0	0	0
2023	4/1	6	10	16	2.0-9	1.0-8	1	1-0	0-0	0	0
TOTAL	16/1	6	12	18	2.0-9	1.0-8	1	1-0	0-0	0	0

2023

	UA	A	TOT	TFL	SCK	FF	FR	INT	QBH	BRUP
PORTLAND STATE*	1	3	4	0.0-0	0.0-0	0	1-0	0-0	0	0
at Texas Tech	1	2	3	1.0-8	1.0-8	1	0-0	0-0	0	0
HAWAII	3	3	6	1.0-1	0.0-0	0	0-0	0-0	0	0
COLORADO	1	2	3	0.0-0	0.0-0	0	0-0	0-0	0	0
at Stanford	---	---	---	---	---	---	---	---	---	---
at Washington	---	---	---	---	---	---	---	---	---	---
WASHINGTON STATE	---	---	---	---	---	---	---	---	---	---
at Utah	---	---	---	---	---	---	---	---	---	---
CALIFORNIA	---	---	---	---	---	---	---	---	---	---
USC	---	---	---	---	---	---	---	---	---	---
at Arizona State	---	---	---	---	---	---	---	---	---	---
OREGON STATE	---	---	---	---	---	---	---	---	---	---

2022

	UA	A	TOT	TFL	SCK	FF	FR	INT	QBH	BRUP
vs. Georgia	0	0	0	0.0-0	0.0-0	0	0-0	0-0	0	0
EASTERN WASHINGTON	0	1	1	0.0-0	0.0-0	0	0-0	0-0	0	0
BYU	0	0	0	0.0-0	0.0-0	0	0-0	0-0	0	0
at Washington State	0	0	0	0.0-0	0.0-0	0	0-0	0-0	0	0
STANFORD	0	1	1	0.0-0	0.0-0	0	0-0	0-0	0	0
at Arizona	0	0	0	0.0-0	0.0-0	0	0-0	0-0	0	0
UCLA	0	0	0	0.0-0	0.0-0	0	0-0	0-0	0	0
at California										
at Colorado	0	0	0	0.0-0	0.0-0	0	0-0	0-0	0	0
WASHINGTON	0	0	0	0.0-0	0.0-0	0	0-0	0-0	0	0
UTAH	0	0	0	0.0-0	0.0-0	0	0-0	0-0	0	0
at Oregon State	0	0	0	0.0-0	0.0-0	0	0-0	0-0	0	0
vs. North Carolina	0	0	0	0.0-0	0.0-0	0	0-0	0-0	0	0

*started game

CAREER HIGHS

Tackles.....	6 vs. Hawaii (9/16/23)
Tackles For Loss.....	1.0 (2x) last vs. Hawaii (9/16/23)
Sacks.....	1.0 at Texas Tech (9/9/23)
Interceptions.....	none
Interception Return Yards.....	none
QB Hurries.....	none
Pass Breakups.....	none
Forced Fumbles.....	1 at Texas Tech (9/9/23)
Fumble Recoveries.....	1 vs. Portland State (8/2/23)



EVAN WILLIAMS

Sr. » DB
Campbell, Calif. » Saint Francis HS/Fresno State

CAREER STATS

	GP/GS	UA	A	TOT	TFL	SCK	FF	FR	INT	QBH	BRUP
2019 (FS)	12/5	31	9	40	0.0-0	0.0-0	1	1-0	1-0	0	2
2020 (FS)	4/4	21	6	27	0.5-0	0.0-0	1	0-0	0-0	0	2
2021 (FS)	13/13	59	33	92	4.5-12	0.0-0	1	2-0	3-64	0	6
2022 (FS)	10/10	54	15	69	6.0-12	1.0-7	0	0-0	0-0	2	4
2023	3/3	8	3	11	1.5-17	1.5-17	0	0-0	0-0	0	0
TOTAL	42/35	173	66	239	12.5-41	2.5-24	3	3-0	4-64	2	14

2023

	UA	A	TOT	TFL	SCK	FF	FR	INT	QBH	BRUP
PORTLAND STATE										
at Texas Tech*	4	0	4	0.0-0	0.0-0	0	0-0	0-0	0	0
HAWAII*	1	2	3	0.0-0	0.0-0	0	0-0	0-0	0	0
COLORADO*	3	1	4	1.5-17	1.5-17	0	0-0	0-0	0	0
at Stanford	---	---	---	---	---	---	---	---	---	---
at Washington	---	---	---	---	---	---	---	---	---	---
WASHINGTON STATE	---	---	---	---	---	---	---	---	---	---
at Utah	---	---	---	---	---	---	---	---	---	---
CALIFORNIA	---	---	---	---	---	---	---	---	---	---
USC	---	---	---	---	---	---	---	---	---	---
at Arizona State	---	---	---	---	---	---	---	---	---	---
OREGON STATE	---	---	---	---	---	---	---	---	---	---

2022 (at Fresno State)

	UA	A	TOT	TFL	SCK	FF	FR	INT	QBH	BRUP
CAL POLY*	6	2	8	1.5-2	0.0-0	0	0-0	0-0	0	0
OREGON STATE*	8	1	9	1.0-1	0.0-0	0	0-0	0-0	0	3
at USC*	4	1	5	0.0-0	0.0-0					
at Connecticut										
at Boise State										
SAN JOSE STATE										
at New Mexico										
SAN DIEGO STATE*	6	2	8	0.0-0	0.0-0	0	0-0	0-0	1	1
HAWAII*	4	2	6	0.0-0	0.0-0	0	0-0	0-0	0	0
at UNLV*	7	2	9	0.5-0	0.0-0	0	0-0	0-0	0	0
at Nevada*	4	0	4	1.0-1	0.0-0	0	0-0	0-0	1	0
WYOMING*	5	1	6	0.5-1	0.0-0	0	0-0	0-0	0	0
at Boise State*	3	4	7	0.5-0	0.0-0	0	0-0	0-0	0	0
vs. Washington State*	7	0	7	1.0-7	1.0-7	0	0-0	0-0	0	0

2021 (at Fresno State)

	UA	A	TOT	TFL	SCK	FF	FR	INT	QBH	BRUP
CONNECTICUT*	1	2	3	0.5-2	0.0-0	0	0-0	0-0	0	0
at Oregon*	5	7	12	0.0-0	0.0-0	0	0-0	0-0	0	1
CAL POLY*	5	0	5	1.0-2	0.0-0	1	1-0	0-0	0	0
at UCLA*	6	6	12	0.0-0	0.0-0	0	0-0	0-0	0	0
UNLV*	4	2	6	0.0-0	0.0-0	0	0-0	0-0	0	1
at Hawaii*	2	1	3	0.0-0	0.0-0	0	0-0	0-0	0	0
at Wyoming*	4	3	7	0.5-1	0.0-0	0	0-0	2-28	0	0
NEVADA*	8	2	10	1.5-5	0.0-0	0	1-0	0-0	0	0
at San Diego State*	10	3	13	1.0-2	0.0-0	0	0-0	1-36	0	2
BOISE STATE*	8	2	10	0.0-0	0.0-0	0	0-0	0-0	0	2
NEW MEXICO*	0	0	0	0.0-0	0.0-0	0	0-0	0-0	0	0
at San Jose State*	4	4	8	0.0-0	0.0-0	0	0-0	0-0	0	0
vs. UTEP*	2	1	3	0.0-0	0.0-0	0	0-0	0-0	0	0

2020 (at Fresno State)

	UA	A	TOT	TFL	SCK	FF	FR	INT	QBH	BRUP
HAWAII*	3	1	4	0.0-0	0.0-0	0	0-0	0-0	0	0
COLORADO STATE*	7	1	8	0.0-0	0.0-0	0	0-0	0-0	0	1
at UNLV*	8	0	8	0.0-0	0.0-0	0	0-0	0-0	0	0
at Utah State*	3	4	7	0.5-0	0.0-0	1	0-0	0-0	0	1
at Nevada										
vs. New Mexico State										

2019 (at Fresno State)

	UA	A	TOT	TFL	SCK	FF	FR	INT	QBH	BRUP
at USC	1	0	1	0.0-0	0.0-0	0	0-0	0-0	0	0
MINNESOTA	0	0	0	0.0-0	0.0-0	0	0-0	0-0	0	0
SACRAMENTO STATE	0	0	0	0.0-0	0.0-0	0	0-0	0-0	0	0
at New Mexico State	0	0	0	0.0-0	0.0-0	0	0-0	0-0	0	0
at Air Force	0	0	0	0.0-0	0.0-0	0	0-0	0-0	0	0
UNLV	0	0	0	0.0-0	0.0-0	0	0-0	0-0	0	0
COLORADO STATE	0	1	1	0.0-0	0.0-0	0	0-0	0-0	0	0
at Hawaii*	7	2	9	0.0-0	0.0-0	0	0-0	1-0	0	1
UTAH STATE*	8	1	9	0.0-0	0.0-0	0	0-0	0-0	0	0
at San Diego State*	4	0	4	0.0-0	0.0-0	0	0-0	0-0	0	0
NEVADA*	8	1	9	0.0-0	0.0-0	1	1-0	0-0	0	0
at San Jose State*	3	4	7	0.0-0	0.0-0	0	0-0	0-0	0	1

*started game

CAREER HIGHS

Tackles.....	13 at San Diego State (10/30/21)
Tackles For Loss.....	1.5 (2x) last vs. Cal Poly (9/1/22)
Sacks.....	1.0 vs. Washington State (12/17/22)
Interceptions.....	2 at Wyoming (10/16/21)
Interception Return Yards.....	36 at San Diego State (10/30/21)
QB Hurries.....	1 (2x) last at Nevada (11/19/22)
Pass Breakups.....	3 vs. Oregon State (9/10/22)
Forced Fumbles.....	1 (3x) last vs. Cal Poly (9/11/21)
Fumble Recoveries.....	1 (3x) last vs. Nevada (10/23/21)

49 CAMDEN LEWIS
Sr. » K
Charlotte, N.C. » Hough HS

CAREER STATS

	GP/GS	KICKING			KICKOFFS				AVG	TB
		FGM	FGA	PCT	LNG	XP-XPA	ATT	YDS		
2019	14/0	9	14	.643	40	57-59	88	5,224	59.4	27
2020	7/0	1	4	.250	23	15-15	39	2,248	57.6	6
2021	14/0	13	16	.813	49	55-56	79	4,791	60.6	35
2022	13/0	14	16	.875	44	64-64	14	861	61.5	7
2023	4/0	6	6	1.000	43	20-20	33	2,141	64.9	29
TOTAL	52/0	43	56	.768	49	211-214	250	15,215	60.9	96

2023

	FGM	FGA	PCT	LNG		XP-XPA		ATT	YDS	AVG	TB
PORTLAND	1	1	1.000	41	6-6	11	711	64.6	8		
at Texas Tech	3	3	1.000	34	3-3	8	520	65.0	7		
HAWAII	2	2	1.000	43	7-7	7	455	65.0	7		
COLORADO	0	0	.000	0	4-4	7	455	65.0	7		
at Stanford	---	---	---	---	---	---	---	---	---		
at Washington	---	---	---	---	---	---	---	---	---		
WASHINGTON STATE	---	---	---	---	---	---	---	---	---		
at Utah	---	---	---	---	---	---	---	---	---		
CALIFORNIA	---	---	---	---	---	---	---	---	---		
USC	---	---	---	---	---	---	---	---	---		
at Arizona State	---	---	---	---	---	---	---	---	---		
OREGON STATE	---	---	---	---	---	---	---	---	---		

2022

	FGM	FGA	PCT	LNG		XP-XPA		ATT	YDS	AVG	TB
vs. Georgia	1	1	1.000	35	0-0	--	--	--	--	--	
EASTERN WASHINGTON	0	0	.000	0	10-10	10	645	64.5	6		
BYU	2	2	1.000	28	5-5	--	--	--	--		
at Washington State	3	3	1.000	29	3-3	--	--	--	--		
STANFORD	1	1	1.000	38	6-6	--	--	--	--		
at Arizona	0	0	.000	0	7-7	--	--	--	--		
UCLA	1	1	1.000	44	6-6	--	--	--	--		
at California	0	0	.000	0	6-6	--	--	--	--		
at Colorado	0	0	.000	0	7-7	--	--	--	--		
WASHINGTON	2	3	.667	43	4-4	--	--	--	--		
UTAH	2	2	1.000	41	2-2	--	--	--	--		
at Oregon State	2	2	1.000	42	4-4	2	105	52.5	0		
vs. North Carolina	0	1	.000	0	4-4	2	111	55.5	1		

2021

	FGM	FGA	PCT	LNG		XP-XPA		ATT	YDS	AVG	TB
FRESNO STATE	1	1	1.000	25	4-4	6	361	60.2	4		
at Ohio State	0	0	.000	0	5-5	6	381	63.5	4		
STONY BROOK	2	2	1.000	40	6-6	9	565	62.8	5		
ARIZONA	2	2	1.000	43	5-5	9	574	63.8	1		
at Stanford	1	1	1.000	22	3-3	5	324	64.8	3		
CALIFORNIA	1	1	1.000	49	5-5	5	320	64.0	3		
at UCLA	0	0	.000	0	4-5	6	370	61.7	5		
COLORADO	1	1	1.000	27	7-7	8	506	63.3	1		
at Washington	1	1	1.000	46	3-3	6	321	53.5	1		
WASHINGTON STATE	1	1	1.000	22	5-5	7	445	63.6	2		
at Utah	0	2	.000	0	1-1	2	130	65.0	0		
OREGON STATE	1	1	1.000	36	5-5	7	390	55.7	5		
vs. Utah	1	2	.500	42	1-1	3	142	47.3	1		
vs. Oklahoma	1	1	1.000	24	3-3	0	0	0.0	0		

2020

	FGM	FGA	PCT	LNG		XP-XPA		ATT	YDS	AVG	TB
STANFORD	0	1	.000	0	5-5	6	380	63.3	2		
at Washington St	0	1	.000	0	5-5	7	384	54.9	1		
UCLA	1	2	.500	23	5-5	6	354	59.0	0		
at Oregon St.	0	0	.000	0	0	7	383	54.7	0		
at California	0	0	.000	0	0	4	210	52.5	2		
at USC	0	0	.000	0	0	6	371	61.8	0		
vs. Iowa State	0	0	.000	0	0	3	166	55.3	1		

2019

	FGM	FGA	PCT	LNG		XP-XPA		ATT	YDS	AVG	TB
vs. Auburn	0	1	.000	0	2-2	4	260	65.0	3		
NEVADA	0	0	.000	0	5-5	12	643	53.6	4		
MONTANA	0	0	.000	0	5-5	6	356	59.3	1		
at Stanford	0	1	.000	0	3-3	4	254	63.5	1		
CALIFORNIA	1	2	.500	28	2-2	4	235	58.8	1		
COLORADO	1	1	1.000	32	6-6	8	456	57.0	0		
at Washington	0	0	.000	0	5-5	6	367	61.2	3		
WASHINGTON STATE	3	3	1.000	40	2-3	7	442	63.1	0		
at USC	0	0	.000	0	8-8	9	580	64.4	4		
ARIZONA	0	1	.000	0	4-5	6	328	54.7	0		
at Arizona State	0	0	.000	0	4-4	4	235	58.8	3		
OREGON STATE	1	2	.500	32	3-3	5	280	56.0	1		
vs. Utah	3	3	1.000	30	4-4	8	489	61.1	5		
vs. Wisconsin	0	0	.000	0	4-4	5	299	59.8	1		

CAREER HIGHS

Field Goals Made 3 (4x) last at Texas Tech (9/9/23)
 Field Goals Attempted 3 (3x) last at Texas Tech (9/9/23)
 Long Field Goal 49 vs. California (10/15/21)
 PATs Made 10 vs. Eastern Washington (9/10/22)
 Touchbacks 8 vs. Portland State (9/2/23)



POPO AUMAVAE

Sr. » DT
Stockton, Calif. » St. Mary's HS

CAREER STATS

Table with columns: GP/GS, UA, A, TOT, TFL, SCK, FF, FR, INT, QBH, BRUP. Rows for years 2018-2023 and a TOTAL row.

2023

Table with columns: UA, A, TOT, TFL, SCK, FF, FR, INT, QBH, BRUP. Rows for various opponents including Portland State, Texas Tech, Hawaii, Colorado, Washington, Washington State, Utah, California, USC, Arizona State, and Oregon State.

2022

Table with columns: UA, A, TOT, TFL, SCK, FF, FR, INT, QBH, BRUP. Rows for various opponents including Georgia, Eastern Washington, BYU, Washington State, Stanford, Arizona, UCLA, California, Colorado, Washington, Utah, Oregon State, and North Carolina.

2021

Table with columns: UA, A, TOT, TFL, SCK, FF, FR, INT, QBH, BRUP. Rows for various opponents including Fresno State, Ohio State, Stony Brook, Arizona, Stanford, California, UCLA, Colorado, Washington, Washington State, Utah, Oregon State, and Oklahoma.

2020

Table with columns: UA, A, TOT, TFL, SCK, FF, FR, INT, QBH, BRUP. Rows for Stanford at Washington State, UCLA at Oregon State, at California, at USC, and vs. Iowa State.

2019

Table with columns: UA, A, TOT, TFL, SCK, FF, FR, INT, QBH, BRUP. Rows for various opponents including Auburn, Nevada, Montana, at Stanford, California, Colorado, at Washington, Washington State, at USC, Arizona, at Arizona State, Oregon State, vs. Utah, and vs. Wisconsin.

2018

Table with columns: UA, A, TOT, TFL, SCK, FF, FR, INT, QBH, BRUP. Rows for various opponents including Bowling Green, Portland State, San Jose State, Stanford, at California, Washington, at Washington State, at Arizona, UCLA, at Utah, Arizona State, at Oregon State, and vs. Michigan State.

CAREER HIGHS

Tackles 8 at Utah (11/20/21)
Tackles For Loss 1.5 vs. California (10/5/19)
Sacks 1.0 (5x) last vs. Hawaii (9/16/23)
Interceptions None
Interception Return Yards None
QB Hurries 2 vs. Colorado (10/11/19)
Pass Breakups None
Forced Fumbles None
Fumble Recoveries None



SS TAKI TAIMANI

Sr. » DL
Salt Lake City, Utah » East HS/Washington

CAREER STATS

	GP/GS	UA	A	TOT	TFL	SCK	FF	FR	INT	QBH	BRUP
2018 (WASH)	1/0	1	1	2	0.0-0	0.0-0	0	0-0	0-0	0	0
2019 (WASH)	13/0	4	12	16	1.0-1	0.0-0	0	0-0	0-0	0	0
2020 (WASH)	4/4	4	6	10	0.5-1	0.0-0	0	0-0	0-0	0	0
2021 (WASH)	11/10	19	24	43	0.0-0	0.0-0	0	0-0	0-0	1	2
2022	11/0	6	8	14	1.0-2	0.0-0	0	0-0	0-0	1	1
2023	4/1	2	3	5	0.0-0	0.0-0	0	0-0	0-0	0	0
TOTAL	44/15	36	54	90	2.5-4	0.0-0	0	0-0	0-0	2	3

2023

	UA	A	TOT	TFL	SCK	FF	FR	INT	QBH	BRUP
PORTLAND STATE	0	2	2	0.0-0	0.0-0	0	0-0	0-0	0	0
at Texas Tech	1	1	2	0.0-0	0.0-0	0	0-0	0-0	0	0
HAWAII*	1	0	1	0.0-0	0.0-0	0	0-0	0-0	0	0
COLORADO	0	0	0	0.0-0	0.0-0	0	0-0	0-0	0	0
at Stanford	---	---	---	---	---	---	---	---	---	---
at Washington	---	---	---	---	---	---	---	---	---	---
WASHINGTON STATE	---	---	---	---	---	---	---	---	---	---
at Utah	---	---	---	---	---	---	---	---	---	---
CALIFORNIA	---	---	---	---	---	---	---	---	---	---
USC	---	---	---	---	---	---	---	---	---	---
at Arizona State	---	---	---	---	---	---	---	---	---	---
OREGON STATE	---	---	---	---	---	---	---	---	---	---

2022

	UA	A	TOT	TFL	SCK	FF	FR	INT	QBH	BRUP
vs. Georgia	0	0	0	0.0-0	0.0-0	0	0-0	0-0	0	0
EASTERN WASHINGTON	0	0	0	0.0-0	0.0-0	0	0-0	0-0	0	1
BYU	0	0	0	0.0-0	0.0-0	0	0-0	0-0	1	0
at Washington State	1	1	2	0.5-1	0.0-0	0	0-0	0-0	0	0
STANFORD	0	1	1	0.0-0	0.0-0	0	0-0	0-0	0	0
at Arizona	1	1	2	0.0-0	0.0-0	0	0-0	0-0	0	0
UCLA	1	1	2	0.0-0	0.0-0	0	0-0	0-0	0	0
at California					DID NOT PLAY					
at Colorado					DID NOT PLAY					
WASHINGTON	0	0	0	0.0-0	0.0-0	0	0-0	0-0	0	0
UTAH	1	2	3	0.5-1	0.0-0	0	0-0	0-0	0	0
at Oregon State	0	1	1	0.0-0	0.0-0	0	0-0	0-0	0	0
vs. North Carolina	2	1	3	0.0-0	0.0-0	0	0-0	0-0	0	0

2021 (at Washington)

	UA	A	TOT	TFL	SCK	FF	FR	INT	QBH	BRUP
MONTANA*	2	3	5	0.0-0	0.0-0	0	0-0	0-0	0	0
at Michigan*	3	4	7	0.0-0	0.0-0	0	0-0	0-0	0	0
ARKANSAS STATE*	1	1	2	0.0-0	0.0-0	0	0-0	0-0	0	0
CALIFORNIA*	0	3	3	0.0-0	0.0-0	0	0-0	0-0	0	0
at Oregon State*	3	6	9	2.0-6	0.0-0	0	1-3	0-0	1	0
UCLA*	4	1	5	0.0-0	0.0-0	0	0-0	0-0	0	0
at Arizona					DID NOT PLAY					
at Stanford*	1	1	2	0.0-0	0.0-0	0	0-0	0-0	0	0
OREGON*	4	0	4	0.0-0	0.0-0	0	0-0	0-0	0	0
ARIZONA STATE*	1	4	5	0.0-0	0.0-0	0	0-0	0-0	0	1
at Colorado*	0	0	0	0.0-0	0.0-0	0	0-0	0-0	0	1
WASHINGTON STATE	0	1	1	0.0-0	0.0-0	0	0-0	0-0	0	0

2020 (at Washington)

	UA	A	TOT	TFL	SCK	FF	FR	INT	QBH	BRUP
OREGON STATE*	2	1	3	0.0-0	0.0-0	0	0-0	0-0	0	0
ARIZONA*	1	0	1	0.0-0	0.0-0	0	0-0	0-0	0	0
UTAH*	1	4	5	0.5-1	0.0-0	0	0-0	0-0	0	0
STANFORD*	0	1	1	0.0-0	0.0-0	0	0-0	0-0	0	0

2019 (at Washington)

	UA	A	TOT	TFL	SCK	FF	FR	INT	QBH	BRUP
EASTERN WASHINGTON	0	0	0	0.0-0	0.0-0	0	0-0	0-0	0	0
CALIFORNIA	0	0	0	0.0-0	0.0-0	0	0-0	0-0	0	0
HAWAII	0	1	1	0.0-0	0.0-0	0	0-0	0-0	0	0
at BYU	1	0	1	0.0-0	0.0-0	0	0-0	0-0	0	0
USC	1	0	1	0.0-0	0.0-0	0	0-0	0-0	0	0
at Stanford	0	2	2	0.0-0	0.0-0	0	0-0	0-0	0	0
at Arizona	0	0	0	0.0-0	0.0-0	0	0-0	0-0	0	0
OREGON	0	1	1	0.0-0	0.0-0	0	0-0	0-0	0	0
UTAH	0	5	5	0.5-1	0.0-0	0	0-0	0-0	0	0
at Oregon State	0	2	2	0.0-0	0.0-0	0	0-0	0-0	0	0
at Colorado	1	0	1	0.0-0	0.0-0	0	0-0	0-0	0	0
WASHINGTON STATE	0	0	0	0.0-0	0.0-0	0	0-0	0-0	0	0
vs. Boise State	1	1	2	0.5-0	0.0-0	0	0-0	0-0	0	0

2018 (at Washington)

	UA	A	TOT	TFL	SCK	FF	FR	INT	QBH	BRUP
vs. Auburn										DID NOT PLAY
NORTH DAKOTA										DID NOT PLAY
at Utah										DID NOT PLAY
ARIZONA STATE										DID NOT PLAY
BYU										DID NOT PLAY
at UCLA										DID NOT PLAY
at Oregon										DID NOT PLAY
COLORADO										DID NOT PLAY
at California										DID NOT PLAY
STANFORD										DID NOT PLAY
OREGON STATE	1	1	2	0.0-0	0.0-0	0	0-0	0-0	0	0
at Washington State										DID NOT PLAY
vs. Utah										DID NOT PLAY
vs. Ohio State										DID NOT PLAY

*started game

CAREER HIGHS

Tackles	9 at Oregon State (10/2/21)
Tackles For Loss	2.0 at Oregon State (10/2/21)
Sacks	None
Interceptions	None
Interception Return Yards	None
QB Hurries	1 (2x) last vs. BYU (9/17/22)
Pass Breakups	1 (3x) vs. Eastern Washington (9/10/22)
Forced Fumbles	None
Fumble Recoveries	1 at Oregon State (10/2/21)



CASEY KELLY

Jr. » TE
Niagara Falls, N.Y. » Mallard Creek HS/Ole Miss

CAREER STATS

	GP/GS	RECEIVING				RUSHING					
		REC	YDS	AVG	TD	LNG	ATT	YDS	AVG	TD	LNG
2019	3/0	0	0	0.0	0	0	0	0.0	0	0	0
2020	9/1	8	115	14.4	1	57	0	0.0	0	0	0
2021	12/6	17	150	8.8	1	19	0	0.0	0	0	0
2022	11/2	3	17	5.7	1	13	0	0.0	0	0	0
2023	3/0	3	13	4.3	1	6	0	0.0	0	0	0
TOTAL	38/9	31	295	9.5	4	57	0	0.0	0	0	0

2023

	RECEIVING				RUSHING						
	REC	YDS	AVG	TD	LNG	ATT	YDS	AVG	TD	LNG	
PORTLAND STATE	DID NOT PLAY										
at Texas Tech	0	0	0.0	0	0	0	0	0.0	0	0	
HAWAII	2	12	6.0	0	6	0	0	0.0	0	0	
COLORADO	1	1	1.0	1	1	0	0	0.0	0	0	
at Stanford	---	---	---	---	---	---	---	---	---	---	
at Washington	---	---	---	---	---	---	---	---	---	---	
WASHINGTON STATE	---	---	---	---	---	---	---	---	---	---	
at Utah	---	---	---	---	---	---	---	---	---	---	
CALIFORNIA	---	---	---	---	---	---	---	---	---	---	
USC	---	---	---	---	---	---	---	---	---	---	
at Arizona State	---	---	---	---	---	---	---	---	---	---	
OREGON STATE	---	---	---	---	---	---	---	---	---	---	

2022 (at Ole Miss)

	RECEIVING				RUSHING						
	REC	YDS	AVG	TD	LNG	ATT	YDS	AVG	TD	LNG	
TROY	0	0	0.0	0	0	0	0	0.0	0	0	
CENTRAL ARKANSAS	0	0	0.0	0	0	0	0	0.0	0	0	
at Georgia Tech	0	0	0.0	0	0	0	0	0.0	0	0	
TULSA	0	0	0.0	0	0	0	0	0.0	0	0	
KENTUCKY*	1	3	3.0	0	3	0	0	0.0	0	0	
at Vanderbilt	0	0	0.0	0	0	0	0	0.0	0	0	
AUBURN	1	13	13.0	0	13	0	0	0.0	0	0	
at LSU*	0	0	0.0	0	0	0	0	0.0	0	0	
at Texas A&M	1	1	1.0	1	1	0	0	0.0	0	0	
ALABAMA	0	0	0.0	0	0	0	0	0.0	0	0	
at Arkansas	0	0	0.0	0	0	0	0	0.0	0	0	
MISSISSIPPI STATE	DID NOT PLAY										
vs. Texas Tech	DID NOT PLAY										

2021 (at Ole Miss)

	RECEIVING				RUSHING						
	REC	YDS	AVG	TD	LNG	ATT	YDS	AVG	TD	LNG	
vs. Louisville	DID NOT PLAY										
AUSTIN PEAY	0	0	0.0	0	0	0	0	0.0	0	0	
TULANE	DID NOT PLAY										
at Alabama	0	0	0.0	0	0	0	0	0.0	0	0	
ARKANSAS	0	0	0.0	0	0	0	0	0.0	0	0	
at Tennessee	3	31	10.3	0	12	0	0	0.0	0	0	
LSU	2	8	4.0	1	6	0	0	0.0	0	0	
at Auburn	7	81	11.6	0	19	0	0	0.0	0	0	
LIBERTY	0	0	0.0	0	0	0	0	0.0	0	0	
TEXAS A&M	4	21	5.3	0	14	0	0	0.0	0	0	
VANDERBILT	1	9	9.0	0	9	0	0	0.0	0	0	
at Mississippi State	0	0	0.0	0	0	0	0	0.0	0	0	
vs. Baylor	0	0	0.0	0	0	0	0	0.0	0	0	

2020 (at Ole Miss)

	RECEIVING				RUSHING						
	REC	YDS	AVG	TD	LNG	ATT	YDS	AVG	TD	LNG	
FLORIDA	1	9	9.0	0	9	0	0	0.0	0	0	
at Kentucky	0	0	0.0	0	0	0	0	0.0	0	0	
ALABAMA	0	0	0.0	0	0	0	0	0.0	0	0	
at Arkansas	0	0	0.0	0	0	0	0	0.0	0	0	
AUBURN	DID NOT PLAY										
at Vanderbilt	0	0	0.0	0	0	0	0	0.0	0	0	
SOUTH CAROLINA	0	0	0.0	0	0	0	0	0.0	0	0	
MISSISSIPPI STATE	0	0	0.0	0	0	0	0	0.0	0	0	
at LSU	1	57	57.0	0	57	0	0	0.0	0	0	
vs. Indiana	6	49	8.2	1	20	0	0	0.0	0	0	

2019 (at Ole Miss)

	RECEIVING				RUSHING						
	REC	YDS	AVG	TD	LNG	ATT	YDS	AVG	TD	LNG	
at Memphis	DID NOT PLAY										
ARKANSAS	DID NOT PLAY										
SOUTHEASTERN LOUISIANA	DID NOT PLAY										
CALIFORNIA	DID NOT PLAY										
at Alabama	DID NOT PLAY										
VANDERBILT	DID NOT PLAY										
at Missouri	DID NOT PLAY										
TEXAS A&M	DID NOT PLAY										
at Auburn	DID NOT PLAY										
NEW MEXICO STATE	0	0	0.0	0	0	0	0	0.0	0	0	
LSU	0	0	0.0	0	0	0	0	0.0	0	0	
at Mississippi State	0	0	0.0	0	0	0	0	0.0	0	0	

*started game

CAREER HIGHS

Receptions..... 7 at Auburn (10/30/21)
 Receiving Yards..... 81 at Auburn (10/30/21)
 Receiving Touchdowns..... 1 (4x) last vs. Colorado (9/23/23)
 Long Reception..... 57 at LSU (12/19/20)
 100-Yard Receiving Games..... none



PATRICK HERBERT



Jr. » TE
Eugene, Ore. » Sheldon HS

CAREER STATS

	GP/GS	RECEIVING					RUSHING				
		REC	YDS	AVG	TD	LNG	ATT	YDS	AVG	TD	LNG
2019	1/0	0	0	0.0	0	0	0	0	0.0	0	0
2020		DID NOT PLAY - INJURY									
2021		DID NOT PLAY - INJURY									
2022	13/0	6	95	15.8	1	40	0	0	0.0	0	0
2023	4/1	5	62	12.4	0	23	0	0	0.0	0	0
TOTAL	18/1	11	157	14.3	1	40	0	0	0.0	0	0

2023

	RECEIVING					RUSHING				
	REC	YDS	AVG	TD	LNG	ATT	YDS	AVG	TD	LNG
PORTLAND STATE*	1	23	23.0	0	23	0	0	0.0	0	0
at Texas Tech	3	34	11.3	0	21	0	0	0.0	0	0
HAWAII	1	5	5.0	0	5	0	0	0.0	0	0
COLORADO	0	0	0.0	0	0	0	0	0.0	0	0
at Stanford	---	---	---	---	---	---	---	---	---	---
at Washington	---	---	---	---	---	---	---	---	---	---
WASHINGTON STATE	---	---	---	---	---	---	---	---	---	---
at Utah	---	---	---	---	---	---	---	---	---	---
CALIFORNIA	---	---	---	---	---	---	---	---	---	---
USC	---	---	---	---	---	---	---	---	---	---
at Arizona State	---	---	---	---	---	---	---	---	---	---
OREGON STATE	---	---	---	---	---	---	---	---	---	---

2022

	RECEIVING					RUSHING				
	REC	YDS	AVG	TD	LNG	ATT	YDS	AVG	TD	LNG
vs. Georgia	0	0	0.0	0	0	0	0	0.0	0	0
EASTERN WASHINGTON	0	0	0.0	0	0	0	0	0.0	0	0
BYU	1	5	5.0	0	5	0	0	0.0	0	0
at Washington State	0	0	0.0	0	0	0	0	0.0	0	0
STANFORD	0	0	0.0	0	0	0	0	0.0	0	0
at Arizona	0	0	0.0	0	0	0	0	0.0	0	0
UCLA	1	14	14.0	0	14	0	0	0.0	0	0
at California	2	46	23.0	1	40	0	0	0.0	0	0
at Colorado	1	23	23.0	0	23	0	0	0.0	0	0
WASHINGTON	0	0	0.0	0	0	0	0	0.0	0	0
UTAH	0	0	0.0	0	0	0	0	0.0	0	0
at Oregon State	0	0	0.0	0	0	0	0	0.0	0	0
vs. North Carolina	1	7	7.0	0	7	0	0	0.0	0	0

2021

	RECEIVING					RUSHING				
	REC	YDS	AVG	TD	LNG	ATT	YDS	AVG	TD	LNG
FRESNO STATE	DID NOT PLAY									
at Ohio State	DID NOT PLAY									
STONY BROOK	DID NOT PLAY									
Arizona	DID NOT PLAY									
at Stanford	DID NOT PLAY									
California	DID NOT PLAY									
at UCLA	DID NOT PLAY									
COLORADO	DID NOT PLAY									
at Washington	DID NOT PLAY									
WASHINGTON STATE	DID NOT PLAY									
at Utah	DID NOT PLAY									
OREGON STATE	DID NOT PLAY									
vs. Utah	DID NOT PLAY									
vs. Oklahoma	DID NOT PLAY									

2020 (at UCLA)

	RECEIVING					RUSHING				
	REC	YDS	AVG	TD	LNG	ATT	YDS	AVG	TD	LNG
STANFORD	DID NOT PLAY									
at Washington State	DID NOT PLAY									
UCLA	DID NOT PLAY									
at Oregon State	DID NOT PLAY									
at California	DID NOT PLAY									
at USC	DID NOT PLAY									
vs. Iowa State	DID NOT PLAY									

2019

	RECEIVING					RUSHING				
	REC	YDS	AVG	TD	LNG	ATT	YDS	AVG	TD	LNG
vs. Auburn	DID NOT PLAY									
NEVADA	0	0	0.0	0	0	0	0	0.0	0	0
MONTANA	DID NOT PLAY									
at Stanford	DID NOT PLAY									
CALIFORNIA	DID NOT PLAY									
COLORADO	DID NOT PLAY									
at Washington	DID NOT PLAY									
WASHINGTON STATE	DID NOT PLAY									
at USC	DID NOT PLAY									
ARIZONA	DID NOT PLAY									
at Arizona State	DID NOT PLAY									
OREGON STATE	DID NOT PLAY									
vs. Utah	DID NOT PLAY									
vs. Wisconsin	DID NOT PLAY									

*started game

CAREER HIGHS

Receptions.....	3 at Texas Tech (9/9/23)
Receiving Yards.....	46 at California (10/29/22)
Receiving Touchdowns.....	1 at California (10/29/22)
Long Reception.....	40 at California (10/29/22)
100-Yard Receiving Games.....	none



ROSS JAMES

So. » P

Brandon, Miss. » Hartfield Academy/East Central CC

CAREER STATS

	GP/GS	PUNTING					KICKOFFS			
		ATT	YDS	AVG	I20	LNG	ATT	YDS	AVG	TB
2022	3/0	8	335	41.9	3	52	0	0	0.0	0
2023	4/0	7	367	52.4	1	63	0	0	0.0	0
TOTAL	7/0	15	702	46.8	4	63	0	0	0.0	0

2023

	PUNTING					KICKOFFS			
	ATT	YDS	AVG	I20	LNG	ATT	YDS	AVG	TB
PORTLAND STATE	1	58	58.0	0	58	0	0	0.0	0
at Texas Tech	2	111	55.0	0	63	0	0	0.0	0
HAWAII	2	102	51.0	0	57	0	0	0.0	0
COLORADO	2	96	48.0	1	53	0	0	0.0	0
at Stanford	---	---	---	---	---	---	---	---	---
at Washington	---	---	---	---	---	---	---	---	---
WASHINGTON STATE	---	---	---	---	---	---	---	---	---
at Utah	---	---	---	---	---	---	---	---	---
CALIFORNIA	---	---	---	---	---	---	---	---	---
USC	---	---	---	---	---	---	---	---	---
at Arizona State	---	---	---	---	---	---	---	---	---
OREGON STATE	---	---	---	---	---	---	---	---	---

2022

	PUNTING					KICKOFFS			
	ATT	YDS	AVG	I20	LNG	ATT	YDS	AVG	TB
vs. Georgia						DID NOT PLAY			
EASTERN WASHINGTON						DID NOT PLAY			
BYU						DID NOT PLAY			
at Washington State	1	42	42.0	1	42	0	0	0.0	0
STANFORD	5	217	43.4	2	52	0	0	0.0	0
at Arizona	2	76	38.0	0	42	0	0	0.0	0
UCLA						DID NOT PLAY			
at California						DID NOT PLAY			
at Colorado						DID NOT PLAY			
WASHINGTON						DID NOT PLAY			
UTAH						DID NOT PLAY			
at Oregon State						DID NOT PLAY			
vs. North Carolina						DID NOT PLAY			

CAREER HIGHS

Punt Attempts 5 vs. Stanford (10/1/22)
Punt Yardage 259 vs. Stanford (10/1/22)
Punt Average 55.5 at Texas Tech (9/9/23)
Punts Inside 20..... 2 vs. Stanford (10/1/22)
Long Punt 63 at Texas Tech (9/9/23)



KEYON WARE-HUDSON

Jr. » DT
Duarte, Calif. » Mater Dei HS

CAREER STATS

	GP/GS	UA	A	TOT	TFL	SCK	FF	FR	INT	QBH	BRUP
2019	3/0	2	1	3	1.0-1	1.0-1	0	0-0	0-0	0	0
2020	7/0	2	6	8	0.5-1	0.0-0	0	0-0	0-0	0	0
2021	10/3	7	7	14	3.0-7	0.5-1	0	0-0	0-0	4	1
2022	13/1	11	10	21	3.5-8	0.5-0	0	1-0	0-0	0	2
2023	4/0	1	3	4	0.0-0	0.0-0	0	0-0	0-0	0	0
TOTAL	37/4	23	27	50	8.0-17	2.0-2	0	1-0	0-0	4	3

2023

	UA	A	TOT	TFL	SCK	FF	FR	INT	QBH	BRUP
PORTLAND STATE	0	2	2	0.0-0	0.0-0	0	0-0	0-0	0	0
at Texas Tech	1	1	2	0.0-0	0.0-0	0	0-0	0-0	0	0
HAWAII	0	0	0	0.0-0	0.0-0	0	0-0	0-0	0	0
COLORADO	0	0	0	0.0-0	0.0-0	0	0-0	0-0	0	0
at Stanford	---	---	---	---	---	---	---	---	---	---
at Washington	---	---	---	---	---	---	---	---	---	---
WASHINGTON STATE	---	---	---	---	---	---	---	---	---	---
at Utah	---	---	---	---	---	---	---	---	---	---
CALIFORNIA	---	---	---	---	---	---	---	---	---	---
USC	---	---	---	---	---	---	---	---	---	---
at Arizona State	---	---	---	---	---	---	---	---	---	---
OREGON STATE	---	---	---	---	---	---	---	---	---	---

2022

	UA	A	TOT	TFL	SCK	FF	FR	INT	QBH	BRUP
vs. Georgia	1	0	1	0.0-0	0.0-0	0	0-0	0-0	0	0
EASTERN WASHINGTON	0	1	1	0.0-0	0.0-0	0	0-0	0-0	0	0
BYU	1	1	2	0.5-1	0.0-0	0	0-0	0-0	0	0
at Washington State	0	1	1	0.0-0	0.0-0	0	0-0	0-0	0	0
STANFORD	1	0	1	0.0-0	0.0-0	0	0-0	0-0	0	0
at Arizona	1	1	2	1.0-3	0.0-0	0	1-0	0-0	0	0
UCLA	0	1	1	0.0-0	0.0-0	0	0-0	0-0	0	0
at California	0	1	1	0.0-0	0.0-0	0	0-0	0-0	0	0
at Colorado	4	0	4	1.0-4	0.0-0	0	0-0	0-0	0	0
WASHINGTON*	1	2	3	0.5-0	0.0-0	0	0-0	0-0	0	0
UTAH	0	0	0	0.0-0	0.0-0	0	0-0	0-0	0	1
at Oregon State	1	1	2	0.5-0	0.5-0	0	0-0	0-0	0	1
vs. North Carolina	1	1	2	0.0-0	0.0-0	0	0-0	0-0	0	0

2021

	UA	A	TOT	TFL	SCK	FF	FR	INT	QBH	BRUP
FRESNO STATE	0	0	0	0.0-0	0.0-0	0	0-0	0-0	0	0
at Ohio State	2	1	3	0.0-0	0.0-0	0	0-0	0-0	0	0
STONY BROOK*	1	1	2	1.0-1	0.0-0	0	0-0	0-0	0	0
ARIZONA	2	2	4	1.0-3	0.0-0	0	0-0	0-0	0	0
at Stanford	0	2	2	0.5-1	0.5-1	0	0-0	0-0	2	1
CALIFORNIA	0	1	1	0.5-2	0.0-0	0	0-0	0-0	2	0
at UCLA*	2	0	2	0.0-0	0.0-0	0	0-0	0-0	0	0
COLORADO*	0	0	0	0.0-0	0.0-0	0	0-0	0-0	0	0
at Washington	0	0	0	0.0-0	0.0-0	0	0-0	0-0	0	0
WASHINGTON STATE	0	0	0	0.0-0	0.0-0	0	0-0	0-0	0	0
at Utah										DID NOT PLAY
OREGON STATE										DID NOT PLAY
vs. Utah										DID NOT PLAY
vs. Oklahoma										DID NOT PLAY

2020

	UA	A	TOT	TFL	SCK	FF	FR	INT	QBH	BRUP
STANFORD	0	0	0	0.0-0	0.0-0	0	0-0	0-0	0	0
at Washington State	0	0	0	0.0-0	0.0-0	0	0-0	0-0	0	0
UCLA	0	0	0	0.0-0	0.0-0	0	0-0	0-0	0	0
at Oregon State	0	0	0	0.0-0	0.0-0	0	0-0	0-0	0	0
at California	0	2	2	0.5-1	0.0-0	0	0-0	0-0	0	0
at USC	1	3	4	0.0-0	0.0-0	0	0-0	0-0	0	0
vs. Iowa State	1	1	2	0.0-0	0.0-0	0	0-0	0-0	0	0

2019

	UA	A	TOT	TFL	SCK	FF	FR	INT	QBH	BRUP
vs. Auburn										DID NOT PLAY
NEVADA	2	1	3	1.0-1	1.0-1	0	0-0	0-0	0	0
MONTANA	0	0	0	0.0-0	0.0-0	0	0-0	0-0	0	0
at Stanford	0	0	0	0.0-0	0.0-0	0	0-0	0-0	0	0
CALIFORNIA										DID NOT PLAY
COLORADO										DID NOT PLAY
at Washington										DID NOT PLAY
WASHINGTON STATE										DID NOT PLAY
at USC										DID NOT PLAY
ARIZONA										DID NOT PLAY
at Arizona State										DID NOT PLAY
OREGON STATE										DID NOT PLAY
vs. Utah										DID NOT PLAY
vs. Wisconsin										DID NOT PLAY

CAREER HIGHS

Tackles	4 (3x) last at Colorado (11/5/22)
Tackles For Loss	1.0 (5x) last at Colorado (11/5/22)
Sacks	1.0 vs. Nevada (9/7/19)
Interceptions	None
Interception Return Yards	None
QB Hurries	2 (2x) last vs. California (10/15/21)
Pass Breakups	1 (3x) last at Oregon State (11/26/22)
Forced Fumbles	None
Fumble Recoveries	1 (2x) last at Arizona (10/8/22)



ANDREW BOYLE

Jr. » K

Camas, Wash. » Camas HS/Washington State

CAREER STATS

	GP/GS	PUNTING					KICKOFFS				TB
		ATT	YDS	AVG	I20	LNG	ATT	YDS	AVG		
2019 (WSU)											
2020 (WSU)	2/0	---	---	---	---	---	7	415	59.3	4	
2021 (WSU)	2/0	2	89	44.5	0	49	3	182	60.7	0	
2022	12/0	2	72	36.0	1	37	73	4,657	63.8	51	
2023	-/-	---	---	---	---	---	---	---	---	---	
TOTAL	16/0	4	161	40.3	1	49	83	5,254	63.3	55	

2023

	PUNTING					KICKOFFS				TB
	ATT	YDS	AVG	I20	LNG	ATT	YDS	AVG		
PORTLAND STATE										
at Texas Tech										
HAWAII										
COLORADO	---	---	---	---	---	---	---	---	---	---
at Stanford	---	---	---	---	---	---	---	---	---	---
at Washington	---	---	---	---	---	---	---	---	---	---
WASHINGTON STATE	---	---	---	---	---	---	---	---	---	---
at Utah	---	---	---	---	---	---	---	---	---	---
CALIFORNIA	---	---	---	---	---	---	---	---	---	---
USC	---	---	---	---	---	---	---	---	---	---
at Arizona State	---	---	---	---	---	---	---	---	---	---
OREGON STATE	---	---	---	---	---	---	---	---	---	---

2022

	PUNTING					KICKOFFS				TB
	ATT	YDS	AVG	I20	LNG	ATT	YDS	AVG		
vs. Georgia	-	-	-	-	-	2	130	65.0	1	
EASTERN WASHINGTON										
BYU	-	-	-	-	-	7	447	63.9	5	
at Washington State	--	--	--	--	--	9	582	64.7	7	
STANFORD	--	--	--	--	--	8	510	63.8	4	
at Arizona	--	--	--	--	--	8	516	64.5	7	
UCLA	--	--	--	--	--	5	324	64.8	4	
at California	2	72	36.0	1	37	7	452	64.6	6	
at Colorado	--	--	--	--	--	8	518	64.8	6	
WASHINGTON	--	--	--	--	--	6	372	62.0	3	
UTAH	--	--	--	--	--	5	320	64.0	4	
at Oregon State	--	--	--	--	--	5	295	59.0	3	
vs. North Carolina	--	--	--	--	--	3	191	63.7	1	

2021 (at Washington State)

	PUNTING					KICKOFFS				TB
	ATT	YDS	AVG	I20	LNG	ATT	YDS	AVG		
UTAH STATE										
PORTLAND STATE										
USC										
at Utah										
at California										
OREGON STATE										
STANFORD										
BYU										
at Arizona State	-	-	-	-	-	3	182	60.7	0	
at Oregon										
ARIZONA										
at Washington										
vs. Central Michigan	2	89	44.5	0	49	0	0	0.0	0	

2020 (at Washington State)

	PUNTING					KICKOFFS				TB
	ATT	YDS	AVG	I20	LNG	ATT	YDS	AVG		
at Oregon State										
OREGON	-	-	-	-	-	5	301	60.2	2	
at USC	-	-	-	-	-	2	130	65.0	2	
at Utah										

CAREER HIGHS

Kickoffs.....	9 at Washington State (9/24/22)
Touchbacks.....	7 (2x) at Arizona (10/8/22)
Punt Attempts.....	2 (2x) last at California (10/29/22)
Punt Yardage.....	89 vs. Central Michigan (12/31/21)
Long Punt.....	49 vs. Central Michigan (12/31/21)



CASEY ROGERS

Sr. » DL
Syracuse, N.Y. » West Hills HS/Nebraska

CAREER STATS

	GP/GS	UA	A	TOT	TFL	SCK	FF	FR	INT	QBH	BRUP
2019 (NEB)	4/0	0	0	0	0-0	0-0	0	0-0	0-0	0	0
2020 (NEB)	8/1	9	16	25	3.0-19	1.0-8	0	0-0	0-0	0	2
2021 (NEB)	6/0	5	7	12	2.0-2	0.0-0	0	0-0	0-0	0	0
2022	13/12	15	19	34	3.5-8	0.0-0	0	1-0	0-0	3	2
2023	4/2	1	6	7	1.0-6	0.5-5	0	0-0	0-0	1	0
TOTAL	35/15	30	48	78	9.5-35	1.5-13	0	1-0	0-0	4	4

2023

	UA	A	TOT	TFL	SCK	FF	FR	INT	QBH	BRUP
PORTLAND STATE*	0	3	3	0.0-0	0.0-0	0	0-0	0-0	0	0
at Texas Tech*	1	0	1	0.0-0	0.0-0	0	0-0	0-0	0	0
HAWAII	0	1	1	0.5-1	0.0-0	0	0-0	0-0	1	0
COLORADO	0	2	2	0.5-5	0.5-5	0	0-0	0-0	0	0
at Stanford	---	---	---	---	---	---	---	---	---	---
at Washington	---	---	---	---	---	---	---	---	---	---
WASHINGTON STATE	---	---	---	---	---	---	---	---	---	---
at Utah	---	---	---	---	---	---	---	---	---	---
CALIFORNIA	---	---	---	---	---	---	---	---	---	---
USC	---	---	---	---	---	---	---	---	---	---
at Arizona State	---	---	---	---	---	---	---	---	---	---
OREGON STATE	---	---	---	---	---	---	---	---	---	---

2022

	UA	A	TOT	TFL	SCK	FF	FR	INT	QBH	BRUP
vs. Georgia*	1	2	3	0.0-0	0.0-0	0	0-0	0-0	0	0
EASTERN WASHINGTON*	3	0	3	1.0-2	0.0-0	0	0-0	0-0	0	0
BYU*	1	0	1	0.0-0	0.0-0	0	0-0	0-0	0	0
at Washington State*	1	1	2	0.5-1	0.0-0	0	0-0	0-0	0	0
STANFORD*	2	3	5	0.0-0	0.0-0	0	0-0	0-0	1	0
at Arizona*	1	0	1	0.0-0	0.0-0	0	0-0	0-0	0	0
UCLA*	0	3	3	0.0-0	0.0-0	0	0-0	0-0	0	0
at California*	2	0	2	0.0-0	0.0-0	0	0-0	0-0	1	0
at Colorado*	0	1	1	0.0-0	0.0-0	0	0-0	0-0	0	0
WASHINGTON	1	2	3	0.0-0	0.0-0	0	0-0	0-0	0	0
UTAH*	1	4	5	1.5-4	0.0-0	0	0-0	0-0	1	1
at Oregon State*	0	1	1	0.0-0	0.0-0	0	1-0	0-0	0	0
vs. North Carolina*	2	2	4	0.5-1	0.0-0	0	0-0	0-0	0	1

2021 (at Nebraska)

	UA	A	TOT	TFL	SCK	FF	FR	INT	QBH	BRUP
at Illinois										
FORDHAM										
BUFFALO										
at Oklahoma										
at Michigan State										
NORTHWESTERN	1	1	2	0.5-1	0.0-0	0	0-0	0-0	0	0
MICHIGAN	0	0	0	0.0-0	0.0-0	0	0-0	0-0	0	0
at Minnesota	0	1	1	0.5-1	0.0-0	0	0-0	0-0	0	0
PURDUE	0	3	0	0.5-0	0.0-0	0	0-0	0-0	0	0
OHIO STATE	0	2	2	0.5-0	0.0-0	0	0-0	0-0	0	0
at Wisconsin	4	0	4	0.0-0	0.0-0	0	0-0	0-0	0	0
IOWA	1	4	5	1.0-4	0.5-2	0	0-0	0-0	0	0

2020 (at Nebraska)

	UA	A	TOT	TFL	SCK	FF	FR	INT	QBH	BRUP
at Ohio State	2	2	4	0.0-0	0.0-0	0	0-0	0-0	0	0
at Northwestern	1	0	1	0.0-0	0.0-0	0	0-0	0-0	0	0
PENN STATE	0	3	3	0.0-0	0.0-0	0	0-0	0-0	0	0
ILLINOIS	0	5	5	0.5-1	0.0-0	0	0-0	0-0	1	0
at Iowa	3	2	5	1.0-8	1.0-8	0	0-0	0-0	0	0
at Purdue	1	0	1	1.0-9	0.0-0	0	0-0	0-0	0	0
MINNESOTA	1	3	4	0.5-1	0.0-0	0	0-0	0-0	0	2
at Rutgers	1	1	2	0.0-0	0.0-0	0	0-0	0-0	0	0

*started game

CAREER HIGHS

Tackles..... 5 (5x) last vs. Utah (11/19/22)
 Tackles For Loss 1.5 vs. Utah (11/19/22)
 Sacks..... 1.0 at Iowa (11/26/21)
 Interceptions..... None
 Interception Return Yards..... None
 QB Hurries..... 1 (3x) last vs Utah (11/19/22)
 Pass Breakups..... 2 vs. Minnesota (12/12/20)
 Forced Fumbles..... None
 Fumble Recoveries..... 1 at Oregon State (11/26/22)

SCORING DRIVES

Touchdown Drive Breakdown (Time)

Total TD Drives: 27

- 0-1 Minute: 4
- 1-2 Minutes: 5
- 2-3 Minutes: 7
- 3-5 Minutes: 8
- 5+ Minutes: 3

Touchdown Drive Breakdown (Plays)

Total TD Drives: 27

- 1-2 Plays: 2
- 3-5 Plays: 9
- 6-9 Plays: 11
- 10+ Plays: 5

Touchdown Drive Breakdown (Yards)

Total TD Drives: 27

- 1-20 Yards: 1
- 21-50 Yards: 2
- 51-80 Yards: 19
- 81-99 Yards: 5

EXPLOSIVE PLAYS BREAKDOWN

BY YARDS

Yards	No.	TD
100	--	--
90-99	--	--
80-89	--	--
70-79	1	1
60-69	1	1
50-59	2	2
40-49	4	2
30-39	8	3
20-29	11	2
TOTAL	27	11

BY TYPE

Yards	No.	TD
Rushing	8	4
Passing	18	6
Punt Returns	--	--
Kick Returns	--	--
Interception Returns	1	1
Fumble Returns	--	--
TOTAL	27	11

EXPLOSIVE PLAYS BREAKDOWN

OFFENSE

Yards	Type	Player(s)	Opponent
72*	Pass	Troy Franklin (Nix)	at Texas Tech
60*	Pass	Traeshon Holden (Thompson)	Hawaii
56*	Rush	Bucky Irving	Portland State
52*	Rush	Bucky Irvin	Portland State
49*	Pass	Tez Johnson (Nix)	Hawaii
41	Rush	Noah Whittington	Hawaii
40	Pass	Troy Franklin (Nix)	Hawaii
36*	Pass	Troy Franklin (Nix)	Colorado
36	Rush	Jordan James	Portland State
34*	Rush	Noah Whittington	Hawaii
33	Pass	Troy Franklin (Nix)	Portland State
32*	Pass	Troy Franklin (Nix)	Portland State
31	Pass	Gary Bryant Jr. (Nix)	Hawaii
31	Pass	Noah Whittington (Nix)	at Texas Tech
30	Pass	Terrance Ferguson (Nix)	at Texas Tech
29	Pass	Traeshon Holden (Nix)	Colorado
28	Pass	Tez Johnson (Nix)	Portland State
25	Rush	Bucky Irving	Colorado
25	Pass	Bucky Irving (Nix)	at Texas Tech
23	Rush	Jordan James	Colorado
23	Pass	Patrick Herbert (Nix)	Portland State
22*	Rush	Jordan James	Hawaii
22	Pass	Traeshon Holden (Nix)	at Texas Tech
21	Pass	Patrick Herbert (Nix)	at Texas Tech
21*	Pass	Gary Bryant Jr. (Thompson)	Portland State
20	Pass	Gary Bryant Jr. (Thompson)	Portland State

DEFENSE

Yards	Type	Player(s)	Opponent
45*	Interception	Jeffrey Bassa	at Texas Tech

SPECIAL TEAMS

Yards	Type	Player(s)	Opponent
--	--	--	--

- 20+ Yard Plays (Rush, Pass, Interception, Punt Return); 40+ Yard Plays (Kick Returns)

* Touchdown scored on play



DRIVE SUPERLATIVES

LONGEST DRIVES

Oregon

By No. of Plays 17 at Texas Tech (75 yards, 6:29); resulted in a touchdown
 By No. of Yards 91 vs. Hawai'i (7 plays, 3:30); resulted in a touchdown
 By Time of Possession 6:53 vs. Hawai'i (13 plays, 66 yards); resulted in a field goal

Opponents

By No. of Plays 15, by Texas Tech (75 yards, 5:44); resulted in a touchdown
 By No. of Yards 93, by Colorado (14 plays, 5:20); resulted in a touchdown
 By Time of Possession 6:13, by Hawai'i (13 plays, 62 yards); resulted in a turnover on downs

DRIVE BREAKDOWNS

Oregon

Total Drives	Scoring Drives	TDs	FGs	Punt	3 & Out	Downs	TO
45	33	27	6	8	6	2	1

Opponent

Total Drives	Scoring Drives	TDs	FGs	Punt	3 & Out	Downs	TO
48	9	7	2	26	16	3	5

OREGON DRIVE CHARTS

PORTLAND STATE

Qtr.	Time	Start	PI-Yds	TOP	Result
1st	13:35	ORE34	7-56	2:34	TOUCHDOWN
1st	7:01	ORE25	3-75	1:08	TOUCHDOWN
1st	4:16	ORE43	6-57	2:02	TOUCHDOWN
2nd	12:48	ORE40	4-60	1:37	TOUCHDOWN
2nd	11:07	PSU13	4-13	0:25	TOUCHDOWN
2nd	8:02	ORE17	5-83	2:06	TOUCHDOWN
2nd	4:32	ORE27	7-73	3:18	TOUCHDOWN
3rd	15:00	ORE25	3-75	0:51	TOUCHDOWN
3rd	12:44	ORE30	6-70	2:48	TOUCHDOWN
3rd	7:51	ORE30	11-47	5:53	FIELD GOAL
3rd	0:06	ORE20	9-80	3:54	TOUCHDOWN
4th	8:16	ORE10	3-9	2:07	Punt
4th	4:50	PSU41	5-41	2:46	TOUCHDOWN

TEXAS TECH

Qtr.	Time	Start	PI-Yds	TOP	Result
1st	15:00	ORE25	8-24	2:53	Punt
1st	9:37	ORE25	2-75	0:39	TOUCHDOWN
1st	7:41	ORE40	7-60	3:56	TOUCHDOWN
2nd	13:01	ORE23	3-4	0:54	Punt
2nd	9:29	ORE05	3-5	2:12	Punt
2nd	4:04	ORE34	11-56	3:05	FIELD GOAL
3rd	12:58	ORE25	3--1	1:30	Punt
3rd	11:22	ORE25	8-58	4:02	Downs
3rd	6:16	ORE25	17-75	6:29	TOUCHDOWN
4th	12:59	TTU33	6-28	2:32	FIELD GOAL
4th	5:13	ORE20	10-64	4:03	FIELD GOAL

HAWAII

Qtr.	Time	Start	PI-Yds	TOP	Result
1st	14:53	ORE41	2-59	0:33	TOUCHDOWN
1st	13:51	HAW30	4-5	0:51	FIELD GOAL
1st	9:22	ORE09	7-91	3:30	TOUCHDOWN
1st	4:16	ORE33	10-67	4:10	TOUCHDOWN
2nd	13:33	ORE46	5-54	1:32	TOUCHDOWN
2nd	10:14	ORE30	13-66	6:53	FIELD GOAL
3rd	15:00	ORE33	9-67	3:30	TOUCHDOWN
3rd	9:28	ORE30	4-7	2:24	Punt
3rd	2:45	HAW50	4-50	1:18	TOUCHDOWN
4th	10:14	ORE13	6-87	2:28	TOUCHDOWN
4th	2:28	ORE21	3--1	2:28	Punt

COLORADO

Qtr.	Time	Start	PI-Yds	TOP	Result
1st	15:00	ORE28	10-72	4:45	TOUCHDOWN
1st	9:03	ORE47	11-53	6:22	TOUCHDOWN
1st	0:20	ORE11	13-89	5:41	TOUCHDOWN
2nd	8:16	ORE43	2-1	0:34	Interception
2nd	5:02	ORE18	5-82	2:10	TOUCHDOWN
2nd	1:28	ORE30	6-70	1:16	TOUCHDOWN
3rd	12:08	ORE24	8-76	3:08	TOUCHDOWN
3rd	7:09	ORE38	8-57	4:21	Downs
4th	12:41	ORE10	7-32	4:30	Punt
4th	2:51	ORE25	3--1	2:19	Punt

OPPONENT DRIVE CHARTS

PORTLAND STATE

Qtr.	Time	Start	PI-Yds	TOP	Result
1st	15:00	PSU21	3-7	1:25	Punt
1st	11:01	PSU25	9-75	4:00	TOUCHDOWN
1st	5:53	PSU25	3-5	1:37	Punt
1st	2:14	PSU14	11-46	4:26	Downs
2nd	10:42	PSU25	5-12	2:40	Punt
2nd	5:56	PSU25	3-4	1:24	Punt
2nd	1:14	PSU25	2--2	1:14	End of half
3rd	14:09	PSU25	3-5	1:25	Punt
3rd	9:56	PSU25	3-7	2:05	Punt
3rd	2:08	PSU25	3-8	2:02	Punt
4th	11:02	PSU25	6-18	2:56	Punt
4th	6:09	PSU23	3-3	1:19	Punt
4th	2:04	PSU25	3-7	2:04	End of game

TEXAS TECH

Qtr.	Time	Start	PI-Yds	TOP	Result
1st	12:07	TTU15	6-85	2:30	TOUCHDOWN
1st	8:58	TTU25	3--2	1:17	Punt
1st	3:54	TTU25	15-75	5:44	TOUCHDOWN
2nd	12:07	TTU25	6-18	2:38	Punt
2nd	7:17	ORE35	7-1	3:13	Fumble
2nd	0:59	TTU25	6-37	0:59	Missed FG
3rd	15:00	TTU25	5-75	2:02	TOUCHDOWN
3rd	11:28	ORE41	1-0	0:06	Interception
3rd	7:20	TTU17	3-83	1:04	TOUCHDOWN
4th	14:47	TTU25	4-8	1:48	Downs
4th	10:27	TTU25	12-48	5:14	FIELD GOAL
4th	1:10	TTU25	3-22	0:35	Interception
4th	0:35	TTU31	3-36	0:35	Interception

HAWAII

Qtr.	Time	Start	PI-Yds	TOP	Result
1st	15:00	HAW25	3-0	0:25	Punt
1st	14:02	HAW30	3-5	0:47	Interception
1st	12:24	HAW25	5-16	3:02	Punt
1st	5:52	HAW25	3-5	1:36	Punt
1st	0:03	HAW13	4-6	1:30	Punt
2nd	12:01	HAW25	3-9	1:47	Punt
2nd	3:21	HAW25	11-63	3:21	FIELD GOAL
3rd	11:30	HAW25	3-1	2:02	Punt
3rd	7:04	HAW30	6-0	4:19	Punt
3rd	1:27	HAW25	13-62	6:13	Downs
4th	7:46	HAW25	10-75	5:18	TOUCHDOWN

COLORADO

Qtr.	Time	Start	PI-Yds	TOP	Result
1st	10:15	COL25	3--1	1:12	Punt
1st	2:41	COL25	6-37	2:21	Punt
2nd	9:39	COL25	3--13	1:23	Punt
2nd	7:42	COL33	6-6	2:40	Punt
2nd	2:52	COL25	5-4	1:24	Punt
2nd	0:12	COL25	1-2	0:12	End of half
3rd	15:00	COL25	5-13	2:52	Punt
3rd	9:00	COL25	3--5	1:51	Punt
3rd	2:48	COL05	11-45	5:07	Punt
4th	8:11	COL07	14-93	5:20	TOUCHDOWN
4th	0:32	COL33	1-5	0:32	End of game

THE LAST TIME ... INDIVIDUAL

BY OREGON

RUSHING

Rushed for 100+ Yards..... Bucky Irving, 119 vs. Portland State (9/2/2023)
 Two Players Rushed for 100+ Yards..... Bucky Irving, 149; Noah Whittington, 106 vs. Washington (11/12/2022)
 Three Players Rushed for 100+ Yards De'Anthony Thomas, 128; Byron Marshall, 124; Marcus Mariota, 113 vs. Nicholls (8/31/2013)
 Rushed for 200+ Yards..... Travis Dye, 211 at Washington (11/6/2021)
 Rushed for 300+ Yards..... Kenjon Barner, 321 at USC (11/3/2012)
 Rushed 30 times Travis Dye, 33 at Oregon State (11/23/2018)
 Rushed for 3+ TDs..... Jordan James, 3 vs. Portland State (9/2/2023)
 Rushed for 4+ TDs..... Travis Dye, 4 at UCLA (10/23/2021)
 Scored on a 50-Yard Run or Longer Bucky Irving, 52 & 56, vs. Portland State (9/2/2023)
 Had a 60-Yard Run or Longer Bucky Irving, 66 vs. North Carolina (12/28/2022)
 Had a 70-Yard Run or Longer..... Bo Nix, 80 vs. Stanford (10/1/2022)
 Had an 80-Yard Run or Longer..... Bo Nix, 80 vs. Stanford (10/1/2022)

PASSING

Passed for 300+ Yards..... Bo Nix, 359 at Texas Tech (9/9/2023)
 Passed for 400+ Yards..... Bo Nix, 412 at California (10/29/2022)
 Completed 20+ Passes Bo Nix, 28 (33 att.) vs. Colorado (9/23/2023)
 Completed 25+ Passes..... Bo Nix, 28 (33 att.) vs. Colorado (9/23/2023)
 Completed 30+ Passes Bo Nix, 32 (44 att.) at Texas Tech (9/9/2023)
 Attempted 40+ Passes..... Bo Nix, 44 (32 comp.) at Texas Tech (9/9/2023)
 Attempted 50+ Passes..... Darron Thomas, 54 (31 comp.) vs. LSU (9/3/2011)
 Passed for 3+ TDs..... Bo Nix, 3 vs. Colorado (9/23/2023)
 Passed for 4+ TDs..... Bo Nix, 5 vs. UCLA (10/22/2022)
 Passed for 5+ TDs..... Bo Nix, 5 vs. UCLA (10/22/2022)
 Passed for 6+ TDs..... Justin Herbert, 6 at California (10/21/2016)

RECEIVING

Caught 10+ Passes Troy Franklin, 10 vs. Eastern Washington (9/10/2022)
 Caught 15+ Passes Samie Parker, 16 vs. Minnesota (12/31/2003)
 Gained 100+ Yards Receiving Troy Franklin, 126 vs. Colorado (9/23/2023)
 Gained 150+ Yards Receiving..... Dont'e Thornton, 151 vs. Utah (11/19/2022)
 Gained 200+ Yards Receiving..... Johnny Johnson III, 207 at Arizona State (11/23/2019)
 Two Players had 100 Yards Receiving Troy Franklin, 106; Gary Bryant Jr., 100 vs. Portland State (9/2/2023)
 Caught 3+ TDs..... Juwan Johnson, 3 at USC (11/2/2019)
 Scored on a 50-Yard Pass or Longer Traeshon Holdon, 60 vs. Hawaii (9/16/2023)
 Scored on an 80-Yard Pass or Longer Taj Griffin, 83 vs. Bowling Green (9/1/2018)
 Caught a 70-Yard Pass or Longer..... Troy Franklin, 72 at Texas Tech (9/9/2023)
 Caught an 80-Yard Pass or Longer Taj Griffin, 83 vs. Bowling Green (9/1/2018)

ALL-PURPOSE

Gained 200+ All-Purpose Yards Bucky Irving, 254 (149 rush, -1 rec., 106 KOR) vs. North Carolina (12/28/2022)

SPECIAL TEAMS

Finished with 100+ Yards on Punt Returns..... Jevon Holland, 131 vs. Auburn (8/31/2019)
 Returned a Punt for a TD..... Ugochukwu Amadi, 56 vs. UCLA (11/3/2018)
 Finished with 200+ Yards on Kick Returns..... Walter Thurmond III, 201 vs. Oklahoma State (12/30/2006)
 Returned a Kickoff for a TD..... Mykael Wright, 98 vs. Oregon State (11/30/2019)
 Scored a TD on a Blocked Punt..... Boseko Lokombo vs. Washington State (10/29/2011)
 Blocked a Punt..... Kayvon Thibodeaux vs. Utah (12/6/2019)
 Scored a TD on a Blocked Field Goal..... Rodney Hardrick at Stanford (11/7/2013)
 Blocked a Field Goal..... Christian Gonzalez at California (10/29/2022)
 Blocked a PAT..... Ben Roberts vs. Colorado (9/23/2023)

KICKING

Made 4+ Field Goals Aidan Schneider, 4 vs. Arizona State (10/29/2016)
 Made a 50-Yard Field Goal or Longer Matt Evensen, 52 vs. Arizona State (10/25/2008)
 Had a 70+ Yard Punt..... Kurtis Doerr, 75 at Michigan State (9/2/1999)
 Missed a PAT..... Camden Lewis at UCLA (10/23/2021)
 Made a Game-Winning Walk-Off Field Goal..... Camden Lewis, 26 vs. Washington State (10/26/2019)

DEFENSE

Made 10+ Tackles..... Bennett Williams, 14 vs. Utah (11/19/2022)
 Made 15+ Tackles..... Troy Dye, 15 vs. Auburn (8/31/2019)
 Made 20+ Tackles..... Michael Clay, 20 vs. Stanford (11/17/2012)
 Recorded 3+ Sacks Jalen Jelks, 3.0 at Arizona State (9/23/2017)
 Recorded 4+ TFLs..... Kayvon Thibodeaux, 4.5 at USC (10/23/2021)
 Recorded 5+ TFLs..... Jalen Jelks, 5.0 at Arizona State (9/23/2017)
 Recorded Multiple INTs..... Bennett Williams, 2 vs. Utah (11/19/2022)
 Two Players Recorded Multiple INTs..... Ugochukwu Amadi, 2; Jevon Holland 2, at California (9/29/2018)
 Recorded 3+ INTs..... Steve Smith, 3 vs. Colorado (1/1/2002)
 Returned INT for a TD..... Jeffrey Bassa (45 yards) at Texas Tech (9/9/2023)
 Returned Fumble for TD..... Brady Breeze (31 yards) vs. Wisconsin (1/1/2020)
 Recovered a Fumble for a TD Casey Rogers vs. Eastern Washington (9/10/2022)
 Scored 2-Point Safety..... Team at Washington (11/6/2021)
 Scored 1-Point Safety..... vs. Kansas State (1/3/2013)

BY OPPONENTS

RUSHING

Rushed for 100+ Yards..... Tyler Shough, 101 at Texas Tech (9/9/2023)
 Two Players Rushed for 100+ Yards..... Tre Watson 156, Khalfani Muhammad, 148 at California (10/21/2016)
 Rushed for 200+ Yards..... Jermar Jefferson, 226 at Oregon State (11/27/2020)
 Rushed for 300+ Yards..... Ruben Mayes, 357 vs. Washington State (10/27/1984)
 Rushed 30 times Demetric Felton 34, vs. UCLA (11/21/2020)
 Rushed for 3+ TDs..... Kennedy Brooks, 3 vs. Oklahoma (12/29/2021)
 Rushed for 4+ TDs..... Ryan Nail, 4 at Oregon State (11/26/2016)
 Scored on a 50-Yard Run or Longer DJ Williams, 52 at Arizona (10/8/2022)
 Had a 60-Yard Run or Longer Jermar Jefferson, 82 at Oregon State (11/27/2020)
 Had a 70-Yard Run or Longer..... Jermar Jefferson, 82 at Oregon State (11/27/2020)
 Had an 80-Yard Run or Longer..... Jermar Jefferson, 82 at Oregon State (11/27/2020)

PASSING

Passed for 300+ Yards..... Michael Penix Jr., 408 vs. Washington (11/12/2022)
 Passed for 400+ Yards..... Michael Penix Jr., 408 vs. Washington (11/12/2022)
 Completed 25+ Passes..... Brayden Schager, 27 (43 att.) vs. Hawaii (9/16/2023)
 Completed 30+ Passes..... Cameron Ward, 37 (48 att.) at Washington State (9/24/2022)
 Attempted 40+ Passes..... Brayden Schager, 43 (27 comp.) vs. Hawaii (9/16/2023)
 Passed for 4+ TDs..... Gardner Minshew, 4 at Washington State (10/20/2018)
 Passed for 5+ TDs..... Davis Webb, 5 at California (10/21/2016)
 Passed for 6+ TDs..... Jake Browning, 6 vs. Washington (10/8/2016)

RECEIVING

Caught 10+ Passes Dalton Kincaid, 11 vs. Utah (11/19/2022)
 Gained 100+ Yards Receiving..... Jalen McMillan, 122 vs. Washington (11/12/2022)
 Gained 150+ Yards Receiving..... Renard Bell, 158 at Washington State (11/14/2020)
 Gained 200+ Yards Receiving..... Cedrick Wilson, 221 vs. Boise State (12/16/2017)
 Two Players had 100 Yards Receiving Brandon Aiyuk (161), Frank Darby (125) at Arizona State (11/23/2019)
 Caught 3+ TDs..... John Ross, 3 vs. Washington (10/8/2016)
 Scored on a 50-Yard Pass or Longer Taj Davis, 62 vs. Washington (11/12/2022)
 Scored on an 80-Yard Pass or Longer Jordyn Tyson, 81 at Colorado (11/5/2022)

SPECIAL TEAMS

Finished with 100+ Yards on Punt Returns..... Curtis Conway, 146 at USC (10/10/1992)
 Returned a Punt for a TD..... Britain Covey, 78 at Utah (11/20/2021)
 Finished with 200+ Yards on Kick Returns..... Tyrell Johnson, 211 vs. Arizona (12/5/2014)
 Returned a Kickoff for a TD..... Aron Cruickshank, 95 vs. Wisconsin (1/1/2020)
 Blocked a Punt..... Jayden York, at Texas Tech (9/9/2023)

KICKING

Made 4+ Field Goals Matt Gay, 6 at Utah (11/10/2018)
 Made a 50-Yard Field Goal or Longer Everett Hayes, 50 at Oregon State (11/26/2022)
 Had a 70+ Yard Punt..... Oscar Draguicevich, 78 at Washington State (11/14/2020)
 Missed a PAT..... Alejandro Mata (blocked) vs. Colorado vs. Colorado (9/23/2023)

DEFENSE

Made 10+ Tackles..... Juwan Mitchell, 10 vs. Colorado (9/23/2023)
 Made 15+ Tackles..... Kitan Oladapo, 17 at Oregon State (11/26/2022)
 Recorded 3+ Sacks Lawrence Jackson, 3.0 at USC (11/11/2006)
 Recorded 5+ TFLs..... Julian Peterson, 6.0 at Michigan State (9/4/1999)
 Recorded Multiple INTs..... Joey Alfieri, 2 vs. Stanford (11/12/2016)
 Two Players Recorded Multiple INTs..... Todd Burden & Darryll Lewis, at Arizona (9/22/1990)
 Recorded 3+ INTs..... Jake Cookus, 3 at Oregon State (11/18/2000)
 Returned INT for a TD..... Francisco Mauigoa, 95 at Washington State (9/24/2022)
 Returned Fumble for TD..... Karene Reid, 11 vs. Utah (11/19/2022)



THE LAST TIME ... TEAM

BY OREGON

TOTAL OFFENSE

Surpassed 500 Yards	522, vs. Colorado (9/23/2023)
Surpassed 600 Yards	729, vs. Portland State (9/2/2023)
Surpassed 700 Yards	729, vs. Portland State (9/2/2023)
Failed to Gain 300 Yards	294, at Utah (11/20/2021)
Failed to Gain 200 Yards	152, at Boise State (9/3/2009)

RUSHING

Surpassed 300 Yards	348, vs. Portland State (9/2/2023)
Surpassed 400 Yards	477, vs. California (11/7/2015)
Surpassed 500 Yards	500, vs. Nicholls (8/31/2013)
Rushed for 4+ TDs	7, vs. Portland State (9/2/2023)
Rushed for 5+ TDs	7, vs. Portland State (9/2/2023)
Rushed for 6+ TDs	7, vs. Portland State (9/2/2023)
Rushed for 7+ TDs	7, vs. Portland State (9/2/2023)
Ran the Ball 50+ Times	51, vs. Washington (11/12/2022)
Ran the Ball 60+ Times	62, at Oregon State (11/23/2018)
Failed to Rush for 50 Yards	37, vs. Michigan State (12/31/2018)
Failed to Rush for 100 Yards	59, vs. Utah (11/19/2022)

PASSING

Threw for 300+ Yards	333, vs. Hawaii (9/16/2023)
Threw for 400+ Yards	412, at California (10/29/2022)
Threw 3+ TDs	3, vs. Colorado (9/23/2023)
Threw 4+ TDs	4, vs. Hawaii (9/16/2023)
Threw 5+ TDs	5, vs. UCLA (10/22/2022)
Threw 6+ TDs	7, vs. Nevada (9/7/2019)
Completed 30+ Passes	30 (35 att.), vs. Colorado (9/23/2023)
Attempted 40+ Passes	44 (32 comp.), at Texas Tech (9/9/2023)
Failed to Throw for 100 Yards	98, at Washington (11/6/2021)

SCORING

Scored 30+ Points	W, 42-6 vs. Colorado (9/23/2023)
Scored 40+ Points	W, 42-6 vs. Colorado (9/23/2023)
Scored 50+ Points	W, 55-10 vs. Hawaii (9/16/2023)
Scored 60+ Points	W, 81-7 vs. Portland State (9/2/2023)
Scored 70+ Points	W, 81-7 vs. Portland State (9/2/2023)
Scored 80+ Points	W, 81-7 vs. Portland State (9/2/2023)
Failed to Score 20 Points	L, 49-3 vs. Georgia (9/3/2022)
Failed to Score 10 Points	L, 49-3 vs. Georgia (9/3/2022)
Failed to Score a TD	L, 49-3 vs. Georgia (9/3/2022)
Was Shut Out	L, 16-0, at UCLA (11/24/2007)
Played an Overtime Game	L, 31-24, at Stanford (10/2/2021)

DEFENSE

Recorded a Shutout	W, 49-0, vs. Arizona (9/22/2012)
Did Not Allow a Touchdown	W, 34-6, vs. Arizona (11/16/2019)
Caused 4+ Turnovers	4, at Texas Tech (9/9/2023)
Caused 5+ Turnovers	5, vs. Arizona (9/25/2021)
Caused 6+ Turnovers	6, at Oregon State (11/24/2012)
Caused 7+ Turnovers	7, at Arizona State (9/25/2010)
Intercepted 3+ Passes	3, at Texas Tech (9/9/2023)
Intercepted 4+ Passes	5, vs. Arizona (9/25/2021)
Intercepted 5+ Passes	5, vs. Arizona (9/25/2021)
Intercepted 6+ Passes	6, vs. California (11/13/1999)
Recovered 3+ Fumbles	3, vs. Fresno State (9/4/2021)
Recovered 4+ Fumbles	4, at Washington State (10/26/1996)
Recorded 5+ Sacks	7, vs. Colorado (9/23/2023)
Recorded 6+ Sacks	7, vs. Colorado (9/23/2023)
Recorded 7+ Sacks	7, vs. Colorado (9/23/2023)
Recorded 8+ Sacks	9, vs. Arizona State (11/3/2007)
Held Opponent Under 100 Yards Rushing	40, vs. Colorado (9/23/2023)
Held Opponent Under 100 Yards Passing	52, vs. Portland State (9/2/2023)
Held Opponent Under 100 Yards Total Offense	88, vs. San Jose State (10/6/1962)
Held Opponent Under 200 Yards Total Offense	199, vs. Colorado (9/23/2023)

PENALTIES

Had 100+ Penalty Yards	124 (14 penalties), at Texas Tech (9/9/2023)
Committed 10+ Penalties	14 (124 yards), at Texas Tech (9/9/2023)
Committed 3 or Fewer Penalties	2, vs. Portland State (9/2/2023)
Committed 2 or Fewer Penalties	2, vs. Portland State (9/2/2023)
Committed 1 or Fewer Penalties	1, vs. UCLA (11/3/2018)

BY OPPONENT

TOTAL OFFENSE

Surpassed 500 Yards	522, vs. Washington (11/12/2022)
Surpassed 600 Yards	612, at Ohio State (9/11/2021)
Surpassed 700 Yards	742, at Arizona State (10/29/2015)
Failed to Gain 300 Yards	199, vs. Colorado (9/23/2023)
Failed to Gain 200 Yards	199, vs. Colorado (9/23/2023)

RUSHING

Surpassed 300 Yards	322, vs. Oklahoma (12/29/2021)
Surpassed 400 Yards	405, at Arizona State (11/15/1997)
Surpassed 500 Yards	524, vs. Washington State (10/27/1984)
Rushed for 4+ TDs	5, at Oregon State (11/26/2022)
Rushed for 5+ TDs	5, at Oregon State (11/26/2022)
Rushed for 6+ TDs	6, at Washington State (10/1/2016)
Ran the Ball 50+ Times	50, at Utah (11/20/2021)
Ran the Ball 60+ Times	61, vs. Ohio State (1/12/2015)
Failed to Rush for 50 Yards	40, vs. Colorado (9/23/2023)
Failed to Rush for 100 Yards	40, vs. Colorado (9/23/2023)

PASSING

Threw for 300+ Yards	408, vs. Washington (11/12/2022)
Threw for 400+ Yards	408, vs. Washington (11/12/2022)
Threw 3+ TDs	3, at Texas Tech (9/9/2023)
Threw 4+ TDs	4, at Washington State (10/20/2018)
Threw 5+ TDs	5, at California (10/21/2016)
Threw 6+ TDs	6, vs. Washington (10/8/2016)
Completed 30+ Passes	37 (48 att.), at Washington State (9/24/2022)
Attempted 40+ Passes	44 (28 comp.), vs. Hawaii (9/16/2023)
Failed to Throw for 100 Yards	52, vs. Portland State (9/2/2023)

SCORING

Scored 30+ Points	W, 38-30 at Texas Tech (9/9/2023)
Scored 40+ Points	W, 44-41, at Washington State (9/24/2022)
Scored 50+ Points	L, 52-27, vs. Stanford (11/12/2016)
Scored 60+ Points	L, 70-21, vs. Washington (10/8/2016)
Scored 70+ Points	L, 70-21, vs. Washington (10/8/2016)
Failed to Score 20 Points	W, 42-6, vs. Colorado (9/23/2023)
Failed to Score 10 Points	W, 42-6, vs. Colorado (9/23/2023)
Failed to Score a TD	W, 34-6, vs. Arizona (11/16/2019)
Was Shut Out	W, 49-0, vs. Arizona (9/22/2012)

DEFENSE

Recorded a Shutout	L, 16-0, at UCLA (10/2/2007)
Did Not Allow a Touchdown	L, 49-3, vs. Georgia (9/3/2022)
Caused 4+ Turnovers	4, vs. Iowa State (1/2/2021)
Caused 5+ Turnovers	6, vs. Arizona (11/18/2006)
Caused 6+ Turnovers	6, vs. Arizona (11/18/2006)
Caused 7+ Turnovers	7, vs. Indiana (9/11/2004)
Intercepted 3+ Passes	4, vs. Boise State (9/20/2008)
Intercepted 4+ Passes	4, vs. Boise State (9/20/2008)
Intercepted 5+ Passes	6, vs. Arizona (11/18/2006)
Intercepted 6+ Passes	6, vs. Arizona (11/18/2006)
Recovered 3+ Fumbles	3, vs. Iowa State (1/2/2021)
Recovered 4+ Fumbles	4, vs. Arizona (11/8/2008)
Recorded 5+ Sacks	5, at Stanford State (10/29/2015)
Recorded 6+ Sacks	7, at Washington State (9/20/2014)
Recorded 7+ Sacks	7, at Washington State (9/20/2014)
Held Oregon Under 100 Yards Rushing	59, vs. Utah (11/19/2022)
Held Oregon Under 100 Yards Passing	98, at Washington (11/6/2021)
Held Oregon Under 100 Yards Total Offense	97, at Washington State (10/8/1994)
Held Oregon Under 200 Yards Total Offense	152, at Boise State (9/3/2009)

PENALTIES

Had 100+ Penalty Yards	106 (12 penalties), vs. Colorado (9/23/2023)
Committed 10+ Penalties	12 (106 yards), vs. Colorado (9/23/2023)
Committed 3 or Fewer Penalties	2, vs. Utah (11/19/2022)
Committed 2 or Fewer Penalties	2, vs. Utah (11/19/2022)



GAME 1

#15 OREGON (1-0) 81
PORTLAND STATE (0-1) 7

September 2, 2023 | Eugene, Ore.
Autzen Stadium | Kickoff: 12:07 PM PT | Duration: 3:33 | Attendance: 45,723
TV: Pac-12 Network > Roxy Bernstein (PBP), Lincoln Kennedy (Analyst),

OREGON STATS

PASSING	Comp.	Att.	Yds	TD	Int	Long	Sack
Bo Nix	23	77	287	3	0	33	0
Ty Thompson	7	8	81	1	0	21	0
Austin Novosad	3	3	13	0	0	9	0

RUSHING	Att.	Gain	Lost	Net	TD	Long	Avg.
Bucky Irving	4	119	0	119	2	56	29.8
Jordan James	10	86	0	86	3	36	8.6
Dante Dowdell	8	55	0	55	1	13	6.9
Jayden Limar	8	51	0	51	1	17	6.4
Ty Thompson	2	25	0	25	0	13	12.5
Traeshon Holden	1	7	0	7	0	7	7.0
Gary Brtant, Jr.	1	5	0	5	0	5	5.0

RECEIVING	No.	Yds	TD	Long
Troy Franklin	7	106	2	33
Gary Bryant, Jr.	7	100	2	21
Jayden Limar	4	24	0	11
Tez Johnson	3	41	0	28
Bucky Irving	3	30	0	28
Terrance Ferguson	3	26	0	10
Traeshon Holden	2	17	0	11
Patrick Herbert	1	23	0	23
Kenyon Sadiq	1	9	0	9
Jordan James	1	5	0	5
Darrrian Anderson	1	0	0	0

Defense	Solo	Ast	Total	TFL/Yds	Sacks/Yds	FF	FR/Yds	INT	PBU
Connor Soelle	1	4	5	-/-	-/-	-	-/-	-	-
Jeffrey Bassa	2	2	4	-/-	-/-	-	-/-	-	-
Tysheem Johnson	2	2	4	-/-	1.0/1	-	-/-	-	1
Khamari Terrell	1	3	4	-/-	-/-	-	-/-	-	1
Bryce Boettcher	1	3	4	-/-	-/-	-	1/0	-	-
Dontae Manning	3	0	3	-/-	-/-	-	-/-	-	-
Khyree Jackson	2	1	3	-/-	1.0/3	-	-/-	-	-
Jordan Burch	2	1	3	-/-	1.0/1	-	-/-	-	-
Bryan Addison	1	2	3	-/-	-/-	-	-/-	-	-
Popo Aumavae	1	2	3	-/-	-/-	-	-/-	-	-
Casey Rogers	0	3	3	-/-	-/-	-	-/-	-	-
Matayo Uigalelei	0	3	3	-/-	-/-	-	-/-	-	-
Steve Stephens IV	2	0	2	-/-	-/-	-	-/-	-	-
Brandon Dorlus	1	1	2	-/-	-/-	-	-/-	-	1
Johnny Bowns III	1	1	2	-/-	-/-	-	-/-	-	-
Terrance Green	1	1	2	-/-	-/-	-	-/-	-	-
Keyon Ware-Hudson	0	2	2	-/-	-/-	-	-/-	-	-
Devon Jackson	0	2	2	-/-	-/-	-	-/-	-	-
Trikweze Bridges	0	2	2	-/-	-/-	-	-/-	-	-
Taki Taimani	0	2	2	-/-	-/-	-	-/-	-	-
Cole Martin	0	2	2	-/-	-/-	-	-/-	-	-
Jaeden Moore	0	2	2	-/-	-/-	-	-/-	-	-
Jamal Hill	1	0	1	-/-	-/-	-	-/-	-	-
Jordan James	0	1	1	-/-	-/-	-	-/-	-	-
My'Keil Gardner	0	1	1	-/-	-/-	-	-/-	-	-
Ashton Porter	0	1	1	-/-	-/-	-	-/-	-	-
Nikko Reed	-	-	-	-/-	-/-	-	-/-	-	2
Daylen Austin	-	-	-	-/-	-/-	-	-/-	-	1
Tyler Turner	-	-	-	-/-	-/-	-	-/-	-	1

RETURNS	No.	Punts		Kickoffs		
		Yds	Long	No.	Yds	Long
Tez Johnson	5	34	16	-	-	-

PUNTING	No.	Yds	Avg.	Long	I20	TB	50+
Ross James	1	58	58.0	58	0	0	1

FIELD GOALS	Made	Att.	Long	Kicks Made
Camden Lewis	1	1	41	41

KICKOFFS	No.	Yds	TB	OB	Avg.
Camden Lewis	11	711	8	0	64.6
Grant Meadors	2	130	2	0	65.0



The Ducks scored a modern-day program record 81 points to kick off the 2023 season. Running back **BUCKY IRVING** needed just four rushes to rack up 119 yards and a pair of touchdowns.

SCORING SUMMARY

	1st	2nd	3rd	4th	Final
#15 Oregon	22	28	17	14	81
Portland State	7	0	0	0	7

	Qtr.	Time	Scoring Play
Oregon	1st	11:01	Troy Franklin 13 yd pass from Bo Nix (Terrance Ferguson rush)
Portland State	1st	7:01	Chance Miller 9 yd pass from Dante Cachere (Gianni Smith kick)
Oregon	1st	5:53	Bucky Irving 52 yd rush (Camden Lewis kick)
Oregon	1st	2:14	Troy Franklin 32 yd pass from Bo Nix (Camden Lewis kick)
Oregon	2nd	11:11	Jordan James 9 yd rush (Camden Lewis kick)
Oregon	2nd	10:42	Jordan James 4 yd rush (Camden Lewis kick)
Oregon	2nd	5:56	Bucky Irving 56 yd rush (Camden Lewis kick)
Oregon	2nd	1:14	Jordan James 9 yd rush (Camden Lewis kick)
Oregon	3rd	14:09	Gary Bryant Jr. 10 yd pass from Bo Nix (Grant Meadors kick)
Oregon	3rd	9:56	Gary Bryant Jr. 21 yd pass from Ty Thompson (Grant Meadors kick)
Oregon	3rd	2:08	Camden Lewis 41 yd FG
Oregon	4th	11:12	Dante Dowdell 3 yd rush (Grant Meadors kick)
Oregon	4th	2:04	Jayden Limar 17 yd rush (Grant Meadors kick)

TEAM STATS

	OREGON	PORTLAND ST.
FIRST DOWNS	38	9
RUSHES-YARDS (NET)	34-348	37-148
PASSING YDS (NET)	381	52
Comp-Passes Att-Int	33-38-0	8-20-0
TOTAL OFFENSE PLAYS-YARDS	72-729	57-200
Fumble Returns-Yards	0-0	0-0
Punt Returns-Yards	5-34	0-0
Kickoff Returns-Yards	0-0	3-44
Interception Returns-Yards	0-0	0-0
Punts (Number-Avg)	1-58	9-381
Fumbles-Lost	1-0	1-1
Penalties-Yards	2-20	4-50
Possession Time	31:19	28:41
Third-Down Conversions	3 of 7	4 of 15
Fourth-Down Conversions	2 of 2	0 of 1
Red-Zone Scores-Chances	7-7	1-1
Sacks By: Number-Yards	0-0	0-0



GAME 2

#13 OREGON (2-0) 38
TEXAS TECH (0-2) 30

September 9, 2023 | Lubbock, Texas
 Jones AT&T Stadium | Kickoff: 4:11 PM PT | Duration: 3:44 | Attendance: 56,200
 TV: FOX > Mark Followill (PBP), Mark Helfrich (Analyst)

OREGON STATS

PASSING	Comp.	Att.	Yds	TD	Int	Long	Sack
Bo Nix	32	44	359	2	0	72	1

RUSHING	Att.	Gain	Lost	Net	TD	Long	Avg.
Bo Nix	9	49	3	46	0	16	5.1
Bucky Irving	11	40	2	38	1	9	3.5
Noah Whittington	7	21	0	21	0	7	3.0
Jordan James	4	12	4	8	0	5	2.0

RECEIVING	No.	Yds	TD	Long
Troy Franklin	6	103	1	72
Noah Whittington	6	60	0	31
Bucky Irving	7	50	0	25
Tez Johnson	4	37	1	14
Patrick Herbert	3	34	0	21
Terrance Ferguson	2	30	0	30
Traeshon Holden	1	22	0	22
Jordan James	2	14	0	9
Gary Bryant Jr.	1	9	0	9

Defense	Solo	Ast	Total	TFL/Yds	Sacks/Yds	FF	FR/Yds	INT	PBU
Jeffrey Bassa	8	1	9	1.0/2	-/-	-	-/-	1-45	-
Tysheem Johnson	7	1	8	1.0/5	1.0/5	-	-/-	-	-
Khyree Jackson	4	0	4	-/-	-/-	-	-/-	1-0	-
Evan Williams	4	0	4	-/-	-/-	-	-/-	-	-
Teitum Tuioti	3	1	4	-/-	-/-	-	-/-	-	-
Matayo Uiagalelei	1	2	3	-/-	-/-	-	-/-	-	-
Bryce Boettcher	1	2	3	1.0/8	1.0/8	1	-/-	-	-
Jahlil Florence	2	0	2	-/-	-/-	-	-/-	-	-
Jamal Hill	1	1	2	1.0/22	1.0/22	1	-/-	-	1
Trikweze Bridges	1	1	2	-/-	-/-	-	-/-	-	-
Bryan Addison	0	2	2	-/-	-/-	-	-/-	1-0	-
Popo Aumavae	2	0	2	1.0/7	1.0/7	-	-/-	-	-
Taki Taimani	1	1	2	-/-	-/-	-	-/-	-	-
Keyon Ware-Hudson	1	1	2	-/-	-/-	-	-/-	-	-
Brandon Dorlus	0	1	1	-/-	-/-	-	1/0	-	-
Steve Stephens IV	1	0	1	-/-	-/-	-	-/-	-	-
Mase Funa	1	0	1	-/-	-/-	-	-/-	-	-
Connor Soelle	1	0	1	-/-	-/-	-	-/-	-	-
Devon Jackson	0	1	1	-/-	-/-	-	-/-	-	-
Emar'ron Winston	1	0	1	-/-	-/-	-	-/-	-	-
Luke Basso	1	0	1	-/-	-/-	-	-/-	-	-
Jake Shipley	0	1	1	-/-	-/-	-	-/-	-	-
Casey Rogers	1	0	1	-/-	-/-	-	-/-	-	-
Nikko Reed	0	0	0	-/-	-/-	-	-/-	-	1

RETURNS	No.	Yds	Long	No.	Yds	Long
Gary Bryant Jr.	0	0	0	2	37	20

PUNTING	No.	Yds	Avg.	Long	I20	TB	50+
Luke Dunne	1	36	36.0	36	1	0	0
Ross James	2	111	55.0	63	0	0	1

FIELD GOALS	Made	Att.	Long	Kicks
Camden Lewis	3	3	34	Made 28, Made 23, Made 34

KICKOFFS	No.	Yds	TB	OB	Avg.
Camden Lewis	8	520	7	0	65.0



Oregon overcame a 27-18 fourth-quarter deficit to come back and win at Texas Tech, sealed by a 45-yard pick-six by **JEFFREY BASSA** in the final minute of the game.

SCORING SUMMARY

	1st	2nd	3rd	4th	Final
#13 Oregon	15	3	0	20	38
Texas Tech	7	6	14	3	30

	Qtr.	Time	Scoring Play
Texas Tech	1st	9:37	Myles Price 18 yd pass from Tyler Shough (Gino Garcia kick)
Oregon	1st	8:58	Troy Franklin 72 yd pass from Bo Nix (Camden Lewis kick)
Oregon	1st	3:45	Tez Johnson 13 yd pass from Bo Nix (Terrance Ferguson pass from Patrick Herbert)
Texas Tech	2nd	13:01	Mason Tharp 7 yd pass from Tyler Shough (Jerand Bradley pass from Tyler Shough failed)
Oregon	2nd	0:59	Camden Lewis 28 yd FG
Texas Tech	3rd	12:58	Tyler Shough 5 yd rush (Gino Garcia kick)
Texas Tech	3rd	6:16	Jerand Bradley 34 yd pass from Tyler Shough (Gino Garcia kick)
Oregon	4th	14:47	Bucky Irving 3 yd rush (Camden Lewis kick)
Oregon	4th	10:27	Camden Lewis 23 yd FG
Texas Tech	4th	5:13	Gino Garcia 45 yd FG
Oregon	4th	1:10	Camden Lewis 34 yd FG
Oregon	4th	0:35	Jeffrey Bassa 45 yd interception return (Camden Lewis kick)

TEAM STATS

	OREGON	TEXAS TECH
FIRST DOWNS	21	29
RUSHES-YARDS (NET)	31-113	32-174
PASSING YDS (NET)	359	282
Comp-Passes Att-Int	32-44-0	24-40-3
TOTAL OFFENSE PLAYS-YARDS	75-472	456
Fumble Returns-Yards	1-0	0-0
Punt Returns-Yards	0-0	1-33
Kickoff Returns-Yards	2-37	1-31
Interception Returns-Yards	3-45	0-0
Punts (Number-Avg)	4-41.0	2-44.5
Fumbles-Lost	0-0	2-1
Penalties-Yards	14-124	6-65
Possession Time	32:15	27:45
Third-Down Conversions	10 of 18	8 of 13
Fourth-Down Conversions	0 of 1	1 of 2
Red-Zone Scores-Chances	5-6	4-5
Sacks By: Number-Yards	4-42	1-3

GAME 3

#13 OREGON (3-0) 55
HAWAI'I (1-3) 10

September 16, 2023 | Eugene, Ore.
 Autzen Stadium | Kickoff: 5:12 PM PT | Duration: 3:30 | Attendance: 52,779
 TV: Pac-12 Network > Ted Robinson (PBP), Yogi Roth (Analyst)

OREGON STATS

PASSING	Comp.	Att.	Yds	TD	Int	Long	Sack
Bo Nix	21	27	247	3	0	49	0
Ty Thompson	5	7	102	1	0	60	0
Austin Novosad	1	1	1	0	0	1	0

RUSHING	Att.	Gain	Lost	Net	TD	Long	Avg.
Noah Whittington	5	80	0	80	1	41	16.0
Jordan James	7	61	0	61	2	22	8.7
Bucky Irving	12	61	2	59	0	11	4.9
Bo Nix	2	14	0	14	0	8	7.0
Kenyon Sadiq	1	12	0	12	0	12	12.0
Ty Thompson	1	3	0	3	0	3	3.0
Jayden Limar	1	1	0	1	0	1	1.0
Dante Dowdell	1	0	3	-3	0	0	-3.0

RECEIVING	No.	Yds	TD	Long
Troy Franklin	4	83	0	40
Tez Johnson	4	77	2	49
Gary Bryant Jr.	4	67	0	31
Traeshon Holden	4	63	2	60
Noah Whittington	3	23	0	16
Bucky Irving	2	15	0	9
Terrance Ferguson	2	10	0	6
Casey Kelly	2	6	0	6
Patrick Herbert	1	5	0	5
Jayden Limar	1	1	0	1

Defense	Solo	Ast	Total	TFL/Yds	Sacks/Yds	FF	FR/Yds	INT	PBU
Tysheem Johnson	5	3	8	-/-	-/-	-	-/-	-	-
Bryce Boettcher	3	3	6	1.0-1	-/-	-	-/-	-	-
Devon Jackson	1	4	5	1.5/4	-/-	-	-/-	-	-
Cole Martin	2	2	4	-/-	-/-	-	-/-	-	-
Dontae Manning	1	3	4	-/-	-/-	-	-/-	-	-
Jeffrey Bassa	2	1	3	-/-	-/-	-	-/-	-	-
Steve Stephens IV	2	1	3	-/-	-/-	-	-/-	-	-
Evan Williams	1	2	3	-/-	-/-	-	-/-	-	-
Daylen Austin	1	2	3	-/-	-/-	-	-/-	-	-
Khyree Jackson	0	3	3	-/-	-/-	-	-/-	1	1
Teitum Tuioti	2	0	2	1.0/3	-/-	-	-/-	-	-
Bryan Addison	1	1	2	-/-	-/-	-	-/-	-	-
Jamal Hill	1	1	2	-/-	-/-	-	-/-	-	-
Jordan Burch	1	1	2	1.0/5	1.0/5	-	-/-	-	-
Mase Funa	1	1	2	1.0/3	-/-	-	-/-	-	-
Jerry Mixon	1	1	2	-/-	-/-	-	-/-	-	-
Emar'ion Winston	0	2	2	-/-	-/-	-	-/-	-	-
Taki Taimani	1	0	1	-/-	-/-	-	-/-	-	-
Popo Aumavae	1	0	1	1.0/13	1.0/13	-	-/-	-	-
Blake Purchase	1	0	1	-/-	-/-	-	-/-	-	-
Connor Soelle	1	0	1	-/-	-/-	-	-/-	-	-
Jahlil Florence	0	1	1	-/-	-/-	-	-/-	-	-
Jake Shipley	0	1	1	-/-	-/-	-	-/-	-	-
Khamari Terrell	0	1	1	-/-	-/-	-	-/-	-	-
Brandon Dorlus	0	1	1	-/-	-/-	-	-/-	-	-
Casey Rogers	0	1	1	0.5/1	-/-	-	-/-	-	-
Nikko Reed	0	1	1	-/-	-/-	-	-/-	-	-
Rodrick Pleasant	0	1	1	-/-	-/-	-	-/-	-	1

RETURNS	No.	Punts		Kickoffs		
		Yds	Long	No.	Yds	Long
Tez Johnson	5	48	15	1	0	0
Gary Bryant Jr.	1	11	11	0	0	0
Kenyon Sadiq	0	0	0	1	10	10

PUNTING	No.	Yds	Avg.	Long	I20	TB	50+
Ross James	2	102	51.0	57	0	0	1

FIELD GOALS	Made	Att.	Long	Kicks
Camden Lewis	2	2	43	Made 43, Made 22

KICKOFFS	No.	Yds	TB	OB	Avg.
Camden Lewis	7	455	7	0	65.0
Grant Meadors	3	195	2	0	65.0



The Ducks exploded for 34-unanswered points to open the game against Hawai'i, including a pair of rushing touchdowns by running back **JORDAN JAMES** in the first half.

SCORING SUMMARY

	1st	2nd	3rd	4th	Final
#13 Oregon	24	10	14	7	55
Hawai'i	0	3	0	7	10

	Qtr.	Time	Scoring Play
Oregon	1st	14:02	Tez Johnson 49 yd pass from Bo Nix (Camden Lewis kick)
Oregon	1st	12:24	Camden Lewis 43 yd FG
Oregon	1st	5:52	Jordan James 22 yd rush (Camden Lewis kick)
Oregon	1st	0:06	Traeshon Holden 1 yd pass from Bo Nix (Camden Lewis kick)
Oregon	2nd	12:01	Jordan James 3 yd rush (Camden Lewis kick)
Oregon	2nd	3:21	Camden Lewis 22 yd FG
Hawai'i	2nd	0:00	Matthew Shipley 29 yd FG
Oregon	3rd	11:30	Tez Johnson 12 yd pass from Bo Nix (Camden Lewis kick)
Oregon	3rd	1:27	Noah Whittington 34 yd rush (Camden Lewis kick)
Oregon	4th	7:46	Traeshon Holden 60 yd pass from Ty Thompson (Camden Lewis kick)
Hawai'i	4th	2:28	Alex Perry 1 yd pass from Brayden Schager (Matthew Shipley kick)

TEAM STATS

	OREGON	HAWAI'I
FIRST DOWNS	26	15
RUSHES-YARDS (NET)	30-210	19-59
PASSING YDS (NET)	350	142
Comp-Passes Att-Int	27-35-0	28-44-1
TOTAL OFFENSE PLAYS-YARDS	65-560	63-201
Fumble Returns-Yards	0-0	0-0
Punt Returns-Yards	6-59	1-12
Kickoff Returns-Yards	2-10	1-31
Interception Returns-Yards	1-7	0-0
Punts (Number-Avg)	2-51.0	7-45.0
Fumbles-Lost	0-0	0-0
Penalties-Yards	9-76	5-27
Possession Time	29:37	30:23
Third-Down Conversions	6 of 11	2 of 14
Fourth-Down Conversions	2 of 2	2 of 3
Red-Zone Scores-Chances	4-4	2-3
Sacks By: Number-Yards	2-18	0-0



GAME 4

#10 OREGON (4-0, 1-0 Pac-12).....42
#19 COLORADO (1-3, 0-1 Pac-12).....6

September 23, 2023 | Eugene, Ore.
 Autzen Stadium | Kickoff: 12:40 PM PT | Duration: 3:33 | Attendance: 59,889
 TV: ABC > Joe Tessitore (PBP), Jesse Palmer (Analyst), Katie George (Sideline)

OREGON STATS

PASSING	Comp.	Att.	Yds	TD	Int	Long	Sack
Bo Nix	28	33	276	3	1	36	2
Ty Thompson	2	2	6	0	0	8	0

RUSHING	Att.	Gain	Lost	Net	TD	Long	Avg.
Bucky Irving	10	91	2	89	0	25	8.9
Jordan James	7	54	0	54	1	23	7.7
Noah Whittington	8	47	2	45	1	16	5.6
Ty Thompson	3	21	0	21	0	11	7.0
Casey Rogers	1	18	0	18	0	18	18.0
Bo Nix	5	21	12	9	1	11	1.8
Dante Dowdell	2	6	0	6	0	4	3.0
Jayden Limar	1	0	0	0	0	0	0.0
Gary Bryant, Jr.	1	0	2	-2	0	0	-2.0

RECEIVING	No.	Yds	TD	Long
Troy Franklin	8	126	2	36
Traeshon Holden	4	52	0	29
Tez Johnson	4	48	0	18
Terrance Ferguson	4	14	0	6
Bucky Irving	3	19	0	9
Gary Bryant, Jr.	2	10	0	6
Kenyon Sadiq	2	6	0	8
Jordan James	1	5	0	5
Casey Kelly	1	1	1	1
Noah Whittington	1	1	0	1


Defense	Solo	Ast	Total	TFL/Yds	Sacks/Yds	FF	FR/Yds	INT	PBU
Connor Soelle	3	3	6	-/-	-/-	-	-/-	-	-
Evan Williams	3	1	4	1.5/17	1.5/17	-	-/-	-	-
Khyree Jackson	3	1	4	-/-	-/-	-	-/-	-	3
Bryan Addison	2	2	4	-/-	-/-	-	-/-	-	-
Nikko Reed	2	2	4	-/-	-/-	-	-/-	-	-
Jamal Hill	2	2	4	1.0/7	1.0/7	-	-/-	-	1
Tysheem Johnson	1	3	4	-/-	-/-	-	-/-	-	-
Jordan Burch	1	3	4	2.0/22	2.0/22	-	-/-	-	-
Brandon Dorlus	0	4	4	1.0/7	1.0/7	-	-/-	-	-
Dontae Manning	2	1	3	-/-	-/-	-	-/-	-	-
Bryce Boettcher	1	2	3	-/-	-/-	-	-/-	-	-
Jeffrey Bassa	1	2	3	-/-	-/-	-	-/-	-	-
Teitum Tuioti	1	2	3	1.0/15	1.0/15	-	-/-	-	-
Trikweze Bridges	0	3	3	-/-	-/-	-	-/-	-	-
Devon Jackson	1	1	2	-/-	-/-	-	-/-	-	-
Steve Stephens IV	1	1	2	-/-	-/-	-	-/-	-	1
Casey Rogers	0	2	2	0.5/5	0.5/5	-	-/-	-	-
Matayo Uiagalelei	1	0	1	-/-	-/-	-	-/-	-	1
Popo Aumavae	1	0	1	-/-	-/-	-	-/-	-	-
Ben Roberts	0	1	1	-/-	-/-	-	-/-	-	-
Emar'ion Winston	0	1	1	-/-	-/-	-	-/-	-	-
Cole Martin	0	1	1	-/-	-/-	-	-/-	-	-

RETURNS	No.	Punts			Kickoffs		
		Yds	Long	No.	Yds	Long	
Tez Johnson	2	15	18	0	0	0	
Gary Bryant, Jr.	0	0	0	1	24	24	

PUNTING	No.	Yds	Avg.	Long	I20	TB	50+
Ross James	2	96	48.0	53	1	0	1

FIELD GOALS	Made	Att.	Long	Kicks
--	--	--	--	--

KICKOFFS	No.	Yds	TB	OB	Avg.
Camden Lewis	7	455	7	0	65.0



Oregon's defensive line terrorized the Colorado passing game, sacking quarterback Shedeur Sanders seven times for 73 yards, led by 2.0 from defensive end **JORDAN BURCH**.

SCORING SUMMARY

	1st	2nd	3rd	4th	Final
#10 Oregon	13	22	7	0	42
#19 Colorado	0	0	0	6	6

	Qtr.	Time	Scoring Play
Oregon	1st	10:15	Noah Whittington 3 yd rush (Camden Lewis kick)
Oregon	1st	2:41	Casey Kelly 1 yd pass from Bo Nix (Luke Basso pass from Ross James failed)
Oregon	2nd	9:39	Troy Franklin 16 yd pass from Bo Nix (Troy Franklin pass from Bo Nix)
Oregon	2nd	2:52	Troy Franklin 36 yd pass from Bo Nix (Camden Lewis kick)
Oregon	2nd	0:12	Bo Nix 11 yd rush (Camden Lewis kick)
Oregon	3rd	9:00	Jordan James 1 yd rush (Camden Lewis kick)
Colorado	2:51	2:51	Michael Harrison 6 yd pass from Shedeur Sanders (Alejandro Mata kick blocked)

TEAM STATS

	OREGON	COLORADO
FIRST DOWNS	30	13
RUSHES-YARDS (NET)	38-240	25-40
PASSING YDS (NET)	282	159
Comp-Passes Att-Int	30-35-1	23-33-0
TOTAL OFFENSE PLAYS-YARDS	73-522	58-199
Fumble Returns-Yards	0-0	0-0
Punt Returns-Yards	2-15	1-2
Kickoff Returns-Yards	1-24	0-0
Interception Returns-Yards	0-0	1-0
Punts (Number-Avg)	2-48.0	8-40.0
Fumbles-Lost	1-0	0-0
Penalties-Yards	9-80	12-106
Possession Time	35:06	24:54
Third-Down Conversions	3 of 10	5 of 14
Fourth-Down Conversions	3 of 4	1 of 1
Red-Zone Scores-Chances	5-6	1-1
Sacks By: Number-Yards	7-73	2-12



MEDIA SCHEDULE: WEEK 4

25 MON.

6:45 p.m. - Game Week Press Conference

- HC Dan Lanning

26 TUE.

11:30 a.m. - Post-Practice Media Availability

- Select SAs

27 WED.

11:30 a.m. - Post-Practice Media Availability

- HC Dan Lanning
- Select SAs

28 THUR.

No Media Availability

29 FRI.

No Media Availability

30 SAT.

#9 Oregon at Stanford

Kickoff - 3:30 p.m. PT
TV: Pac-12 Network

Postgame

- HC Dan Lanning
- Select SAs

1 SUN.

No Media Availability

OREGON COMMUNICATIONS

NATE KRUEGER (Primary FB Contact)
Assistant Athletic Director - Communications

Cell.....253-569-9468
Email.....nkrueger@uoregon.edu

TODD MILES (Secondary FB Contact)
Associate Director, Athletic Communications

Cell.....541-321-3427
Email.....miles@uoregon.edu

GREG WALKER (FB Credential Contact)
Associate Director, Athletic Communications

Cell.....541-954-8775
Email.....gswalker@uoregon.edu
Credentials.....www.GoDucks.com/FootballCredentials



collegepressbox is the official media website for Division I football. Access and download game notes, quotes, statistics, media guides, headshots, logos and more for all FBS schools, conferences, postseason games, awards and the College Football Playoff. For access, please register for an account at collegepressbox.com/register.

OREGON COACHES SHOW

The Oregon Football Coaches Show is live from the Casanova Center on Wednesday nights at 7:05 p.m. throughout the season. The show is hosted by the Voice of the Ducks Jerry Allen, color analyst Mike Jorgensen and sideline reporter Joey McMurry. Watch the show via Facebook.com/OregonFootball or listen live via the Oregon Sports Network.

Astoria.....	KKOR	1230AM/106.3FM
Baker City.....	KKBC	95.3FM
Bend.....	KBND	1110AM/105.9FM
Burns.....	KYOT	1230AM/99.1FM
Coos Bay.....	KWRO	630AM
Eugene.....	KUJZ	95.3FM*
Grants Pass.....	KAJO	1270AM
Hood River (Thursday).....	KIHR	1340 AM/98.3 FM
Klamath Falls.....	KRJW	1240AM
La Grande.....	KRJT	105.9FM
Lakeview.....	KORV	93.5FM
Lincoln City.....	KBCH	1400AM
Medford.....	KCMX	880AM
Portland.....	THE FAN	1080AM*
Roseburg.....	KQEN	1240AM
Salem.....	KYKN	1430AM
Waldport.....	KWDP	820AM

- GoDucks Gameday App or GoDucks.com/LiveAudio
- TuneIn Radio App or TuneIn.com/Ducks
* - Flagship Stations

RADIO AFFILIATES

Astoria.....	KKOR	1230AM/106.3FM
Baker City.....	KKBC	95.3FM
Bend.....	KBND	1110AM/105.9FM
Coos Bay.....	KWRO	630AM/101.1FM
Eugene.....	KUGN	590AM*
Eugene.....	KUJZ	95.3FM*
Florence.....	KCST	106.9FM
Grants Pass.....	KAJO	1270AM
Hood River.....	KIHR	1340AM/98.3FM
John Day.....	KHKO	102.9FM
Klamath Falls.....	KRJW	1240AM
La Grande.....	KRJT	105.9FM
Lakeview.....	KORV	93.5FM
Lebanon.....	KGAL	1580AM
Lincoln City.....	KBCH	1400AM
Medford.....	KCMX	880AM
Portland.....	THE FAN	1080AM*
Roseburg.....	KQEN	1240AM
Salem.....	KYKN	1430AM
Tillamook.....	KTIL	95.9FM
Waldport.....	KWDP	820AM

- GoDucks Gameday App or GoDucks.com/LiveAudio
- TuneIn Radio App or TuneIn.com/Ducks
* - Flagship Stations

GAME RESULTS



**2023-24 Oregon Football
Game Results
All games**

Page 1/1
as of Sep 25, 2023

Team Results

	Date	Opponent		Score	Overall	Conf	Time	Attend
	09/02/2023	Portland St.	W	81-7	1-0	0-0	3:34	45723
	09/09/2023	at Texas Tech	W	38-30	2-0	0-0	3:44	56200
	09/16/2023	Hawaii	W	55-10	3-0	0-0	3:30	52779
*	09/23/2023	Colorado	W	42-6	4-0	1-0	3:33	59889



TEAM STATS



2023-24 Oregon Football
Overall Team Statistics
All games

Page 1/2
as of Sep 25, 2023

Team Statistics

	OREGON	OPP
Scoring	216	53
Points per game	54.0	13.3
Points Off Turnovers	17	0
First Downs	114	65
Rushing	47	21
Passing	59	31
Penalty	8	13
Rushing Yardage	928	421
Yards gained rushing	960	574
Yards lost rushing	32	153
Rushing attempts	133	113
Average per rush	7.0	3.7
Average per game	232.0	105.3
TDs Rushing	14	1
Passing Yardage	1361	635
Comp-Att-Int	121-151-1	83-137-4
Average per pass	9.0	4.6
Average per catch	11.2	7.7
Average per game	340.3	158.8
TDs Passing	13	6
Total offense	2289	1056
Total plays	284	250
Average per play	8.1	4.2
Average per game	572.3	264.0
Kick returns: #-Yards	5-71	5-88
Punt returns: #-Yards	13-108	3-47
Int returns: #-Yards	4-52	1-0
Kick return average	14.2	17.6
Punt return average	8.3	15.7
Int return average	13.0	0.0
Fumbles-Lost	4-0	3-2
Penalties-Yards	34-300	27-248
Average per game	75.0	62.0
Punts-Yards	9-420	24-1026
Average per punt	46.7	42.8
Net punt average	39.6	38.2
Kickoffs-Yards	38-2466	12-704
Average per kick	64.9	58.7
Net kick average	40.9	40.0
Time of possession / game	32:04	27:56
3rd-down conversion	22/46	19/56
3rd-down pct	48%	34%
4rd-down conversion	7/9	4/7
4rd-down pct	78%	57%
Sacks by-Yards	13-133	3-15
Misc Yards	0	0
Touchdowns scored	28	7
Field goals - attempts	6-6	2-3
On-Side kicks	0-0	0-0
Red-zone scores	(21-23) 91%	(8-10) 80%
Red-zone touchdowns	(17-23) 74%	(6-10) 60%
PAT-attempts	(24-24) 100%	(5-6) 83%
2-point conversion-attempts	(3-4) 75%	(0-1) 0%
Attendance	158391	56200
Games / Avg per game	3/52797	1/56200
Neutral site games	-	0/0

Score by Periods

Team	1st	2nd	3rd	4th	OT	TOT
Oregon	74	63	38	41	0	216
Opponents	14	9	14	16	0	53

INDIVIDUAL STATS



2023-24 Oregon Football
Individual Statistics
All games

Rushing

Player	gp	att	gain	loss	net	avg	td	lg	avg/g
Bucky Irving	4	37	311	6	305	8.2	3	56	76.3
Jordan James	4	28	213	4	209	7.5	6	36	52.3
Noah Whittington	4	20	148	2	146	7.3	2	41	36.5
Bo Nix	4	16	84	15	69	4.3	1	16	17.3
Dante Dowdell	3	11	61	3	58	5.3	1	13	19.3
Jayden Limar	3	10	52	0	52	5.2	1	17	17.3
Ty Thompson	3	6	49	0	49	8.2	0	13	16.3
Casey Rogers	4	1	18	0	18	18.0	0	18	4.5
Kenyon Sadiq	4	1	12	0	12	12.0	0	12	3.0
Traeshon Holden	4	1	7	0	7	7.0	0	7	1.8
Gary Bryant Jr.	4	2	5	2	3	1.5	0	5	0.8
Total	4	133	960	32	928	7.0	14	56	232.0
Opponents	4	113	574	153	421	3.7	1	58	105.3

Punt Returns

Player	no.	yds	avg	td	lg
Tez Johnson	12	97	8.1	0	18
Gary Bryant Jr.	1	11	11.0	0	11
Total	13	108	8.3	0	18
Opponents	3	47	15.7	0	33

Interceptions

Player	no.	yds	avg	td	lg
Khyree Jackson	2	7	3.5	0	7
Bryan Addison	1	0	0.0	0	0
Jeffrey Bassa	1	45	45.0	1	45
Total	4	52	13.0	1	45
Opponents	1	0	0.0	0	0

Passing

Player	gp	effic	comp-att-int	pct	yds	td	lg	avg/g
Bo Nix	4	180.9	104-131-1	79.4	1175	11	72	293.8
Ty Thompson	3	212.8	13-16-0	81.3	172	2	60	57.3
Austin Novosad	2	129.4	4-4-0	100.0	14	0	9	7.0
Total	4	182.9	121-151-1	80.1	1361	13	72	340.3
Opponents	4	108.1	83-137-4	60.6	635	6	34	158.8

Kick Returns

Player	no.	yds	avg	td	lg
Gary Bryant Jr.	3	61	20.3	0	24
Tez Johnson	1	0	0.0	0	0
Kenyon Sadiq	1	10	10.0	0	10
Total	5	71	14.2	0	24
Opponents	5	88	17.6	0	31

Receiving

Player	gp	no.	yds	avg	td	lg	avg/g
Troy Franklin	4	25	418	16.7	5	72	104.5
Tez Johnson	4	15	203	13.5	3	49	50.8
Bucky Irving	4	15	114	7.6	0	25	28.5
Gary Bryant Jr.	4	13	169	13.0	2	31	42.3
Traeshon Holden	4	11	154	14.0	2	60	38.5
Terrance Ferguson	4	11	80	7.3	0	30	20.0
Noah Whittington	4	10	84	8.4	0	31	21.0
Patrick Herbert	4	5	62	12.4	0	23	15.5
Jayden Limar	3	5	25	5.0	0	11	8.3
Jordan James	4	4	24	6.0	0	9	6.0
Casey Kelly	3	3	13	4.3	1	6	4.3
Kenyon Sadiq	4	3	15	5.0	0	9	3.8
Darrian Anderson	1	1	0	0.0	0	0	0.0
Total	4	121	1361	11.2	13	72	340.3
Opponents	4	83	635	7.7	6	34	158.8

Fumble Returns

Player	no.	yds	avg	td	lg
Brandon Dorlus	1	0	0.0	0	0
Bryce Boettcher	1	0	0.0	0	0
Total	2	0	0.0	0	0
Opponents	0	0	0.0	0	0



INDIVIDUAL STATS



2023-24 Oregon Football
Individual Statistics
All games

Scoring

Player	td	fg	PAT						pts
			kick	rush	rcv	pass	dxp	saf	
Camden Lewis	-	6-6	20-20	-	-	-	-	-	38
Jordan James	6	-	-	-	-	-	-	-	36
Troy Franklin	5	-	-	-	1	-	-	-	32
Tez Johnson	3	-	-	-	-	-	-	-	18
Bucky Irving	3	-	-	-	-	-	-	-	18
Gary Bryant Jr.	2	-	-	-	-	-	-	-	12
Noah Whittington	2	-	-	-	-	-	-	-	12
Traeshon Holden	2	-	-	-	-	-	-	-	12
Bo Nix	1	-	-	-	-	1	-	-	6
Casey Kelly	1	-	-	-	-	-	-	-	6
Jeffrey Bassa	1	-	-	-	-	-	-	-	6
Dante Dowdell	1	-	-	-	-	-	-	-	6
Jayden Limar	1	-	-	-	-	-	-	-	6
Terrance Ferguson	-	-	-	1	1	-	-	-	4
Grant Meadors	-	-	4-4	-	-	-	-	-	4
Total	28	6-6	24-24	1	2	2	0	0	216
Opponents	7	2-3	5-6	0	0	0	0	0	53

Field Goals

Player	fg	pct.	01-19	20-29	30-39	40-49	50-99	lg	blk
Camden Lewis	6-6	100.0	0-0	3-3	1-1	2-2	0-0	43	0
Opponents	2-3	66.7	0-0	1-1	0-0	1-1	0-1	45	0

FG Sequence

Team Name	Oregon	Opponents
Portland St.	(41)	
Texas Tech	(28),(23),(34)	56,(45)
Hawaii	(43),(22)	(29)

Numbers in (parentheses) indicate field goal was made

All Purpose

Player	g	rush	rcv	pr	kr	ir	total	avg/g
Bucky Irving	4	305	114	0	0	0	419	104.8
Troy Franklin	4	0	418	0	0	0	418	104.5
Tez Johnson	4	0	203	97	0	0	300	75.0
Gary Bryant Jr.	4	3	169	11	61	0	244	61.0
Jordan James	4	209	24	0	0	0	233	58.3
Noah Whittington	4	146	84	0	0	0	230	57.5
Traeshon Holden	4	7	154	0	0	0	161	40.3
Terrance Ferguson	4	0	80	0	0	0	80	20.0
Jayden Limar	3	52	25	0	0	0	77	25.7
Bo Nix	4	69	0	0	0	0	69	17.3
Patrick Herbert	4	0	62	0	0	0	62	15.5
Dante Dowdell	3	58	0	0	0	0	58	19.3
Ty Thompson	3	49	0	0	0	0	49	16.3
Jeffrey Bassa	4	0	0	0	0	45	45	11.3
Kenyon Sadiq	4	12	15	0	10	0	37	9.3
Casey Rogers	4	18	0	0	0	0	18	4.5
Casey Kelly	3	0	13	0	0	0	13	4.3
Khyree Jackson	4	0	0	0	0	7	7	1.8
Total	4	928	1361	108	71	52	2520	630.0
Opponents	4	421	635	47	88	0	1191	297.8

Total Offense

Player	g	plays	rush	pass	total	avg/g
Bo Nix	4	147	69	1175	1244	311.0
Bucky Irving	4	37	305	0	305	76.3
Ty Thompson	3	22	49	172	221	73.7
Jordan James	4	28	209	0	209	52.3
Noah Whittington	4	20	146	0	146	36.5
Dante Dowdell	3	11	58	0	58	19.3
Jayden Limar	3	10	52	0	52	17.3
Casey Rogers	4	1	18	0	18	4.5
Austin Novosad	2	4	0	14	14	7.0
Kenyon Sadiq	4	1	12	0	12	3.0
Traeshon Holden	4	1	7	0	7	1.8
Gary Bryant Jr.	4	2	3	0	3	0.8
Total	4	284	928	1361	2289	572.3
Opponents	4	250	421	635	1056	264.0

Punting

Player	no.	yds	avg	lg	tb	fc	i20	50+	blk
Ross James	7	367	52.4	63	0	3	1	4	0
Luke Dunne	1	36	36.0	36	0	1	1	0	0
Team	1	17	17.0	0	0	0	0	0	1
Total	9	420	46.7	63	0	4	2	4	1
Opponents	24	1026	42.8	56	0	7	6	4	0

Kickoffs

Player	no.	yds	avg	tb	ob	retn	net	ydln
Camden Lewis	33	2141	64.9	29	0			
Grant Meadors	5	325	65.0	4	0			
Total	38	2466	64.9	33	0	4	40.9	24
Opponents	12	704	58.7	6	0	5	40	25



DEFENSIVE STATS



2023-24 Oregon Football
Overall Defense Statistics
All games

Team Defense

##	Player	gp	Tackles			tfl/yds	Sacks	Pass defense			Fumbles		blkd	
			ua	a	tot		no-yds	int-yds	brup	qbh	fr-yds	ff	kick	saf
0	Tysheem Johnson	4	15	9	24	2-6	1-5	.	1
2	Jeffrey Bassa	4	13	6	19	1-2	.	1-45	.	1
28	Bryce Boettcher	4	6	10	16	2-9	1-8	.	.	.	1-0	1	.	.
5	Khyree Jackson	4	9	5	14	1-3	.	2-7	4
22	Connor Soelle	4	6	7	13	1
33	Evan Williams	3	8	3	11	1.5-17	1.5-17
13	Bryan Addison	4	4	7	11	.	.	1-0
26	Devon Jackson	4	2	8	10	1.5-4
8	Dontae Manning	4	6	4	10
1	Jordan Burch	4	4	5	9	4-28	3-27
44	Teitum Tuioti	3	6	3	9	2-18	1-15
9	Jamal Hill	4	5	4	9	2-29	2-29	.	2	1	.	1	.	.
3	Brandon Dorlus	4	1	7	8	1-7	1-7	.	2	1	1-0	.	.	.
7	Steve Stephens IV	4	6	2	8	.	.	.	1
11	Trikweze Bridges	4	1	6	7
10	Matayo Uiagalelei	4	2	5	7	.	.	.	1
50	Popo Aumavae	4	5	2	7	2-20	2-20	.	.	1
21	Cole Martin	4	2	5	7
98	Casey Rogers	4	1	6	7	1-6	0.5-5	.	.	1
25	Nikko Reed	4	2	3	5	.	.	.	3
14	Khamari Terrell	4	1	4	5	.	.	.	1
55	Taki Taimani	4	2	3	5
32	Emar'rion Winston	4	1	3	4
95	Keyon Ware-Hudson	4	1	3	4
27	Daylen Austin	2	1	2	3	.	.	.	1
18	Mase Funa	3	2	1	3	1-3	.	.	.	1
6	Jahlil Florence	4	2	1	3
90	Jake Shipley	4	.	2	2
54	Jerry Mixon	2	1	1	2
56	Jaeden Moore	2	.	2	2
91	Johnny Bowens III	2	1	1	2
99	Terrance Green	2	1	1	2
93	My'Keil Gardner	2	.	1	1
17	Blake Purchase	4	1	.	1	2
52	Ben Roberts	3	.	1	1	1	.
43	Luke Basso	4	1	.	1
20	Jordan James	4	.	1	1
29	Ashton Porter	2	.	1	1
16	Rodrick Pleasant	3	.	1	1	.	.	.	1
19	Tyler Turner	2	1
Totals		4	119	136	255	22-152	13-133	4-52	18	9	2-0	2	1	0
Opponents		4	159	154	313	16-49	3-15	1-0	5	1	0-0	1	1	0

TEAM GAME-BY-GAME



**2023-24 Oregon Football
Team Game-by-Game
All games**

Date	Opponent	Rushing				Receiving				Passing				Kick Returns				Punt Returns				tot off	
		no.	yds	td	lg	no.	yds	td	lg	cmp	att	int	yds	td	lg	no.	yds	td	lg	no.	yds		td
09/02/2023	Portland St.	34	348	7	56	33	381	4	33	33	38-0	381	4	33	0	0	0	0	5	34	0	16	729
09/09/2023	at Texas Tech	31	113	1	16	32	359	2	72	32	44-0	359	2	72	2	37	0	20	0	0	0	0	472
09/16/2023	Hawaii	30	227	3	41	26	339	4	60	26	34-0	339	4	60	2	10	0	10	6	59	0	15	566
09/23/2023	Colorado	38	240	3	25	30	282	3	36	30	35-1	282	3	36	1	24	0	24	2	15	0	18	522
Oregon		133	928	14	56	121	1361	13	72	121-151-1	1361	13	72	5	71	0	24	13	108	0	18	2289	
Opponents		113	421	1	58	83	635	6	34	83-137-4	635	6	34	5	88	0	31	3	47	0	33	1056	

Oregon Averages

Games	Avg/ rush	Avg/ catch	Pass effc	KR avg	PR avg	All purpose avg/game	Total offense avg/game
4	7.0	11.2	182.9	14.2	8.3	630.0	572.3

Date	Opponent	Tackles			Sacks	Fumble	Pass Defense			blkd kick	PAT attempts			off				
		ua	a	total			tfl-yds	no-yds	ff		fr-yds	int-yds	qbh	brup	kick	rush	rcv	saf
09/02/2023	Portland St.	22	44	66	3.0-5	0-0	0	1-0	0-0	3	7	0	10-10	1	0	0	7	81
09/09/2023	at Texas Tech	42	16	58	5.0-44	4-42	2	1-0	3-45	2	2	0	3-3	0	1	0	7	38
09/16/2023	Hawaii	29	38	67	7.0-30	2-18	0	0-0	1-7	3	2	0	7-7	0	0	0	3	55
09/23/2023	Colorado	26	38	64	7.0-73	7-73	0	0-0	0-0	1	7	1	4-4	0	1	0	0	42
Oregon		119	136	255	22.0-152	13-133	2	2-0	4-52	9	18	1	24-24	1	2	0	17	216
Opponents		159	154	313	16.0-49	3-15	1	0-0	1-0	1	5	1	5-6	0	0	0	0	53

Date	Opponent	Punting								Field Goals			Kickoffs					
		no.	yds	avg	long	blkd	tb	fc	50+	i20	md-att	long	blkd	no.	yds	avg	tb	ob
09/02/2023	Portland St.	1	58	58.0	58	0	0	1	1	0	1-1	41	0	13	841	64.7	10	0
09/09/2023	at Texas Tech	4	164	41.0	63	1	0	2	1	1	3-3	34	0	8	520	65.0	7	0
09/16/2023	Hawaii	2	102	51.0	57	0	0	0	1	0	2-2	43	0	10	650	65.0	9	0
09/23/2023	Colorado	2	96	48.0	53	0	0	1	1	1	0-0	0	0	7	455	65.0	7	0
Oregon		9	420	46.7	63	1	0	4	4	2	6-6	43	0	38	2466	64.9	33	0
Opponents		24	1026	42.8	56	0	0	7	4	6	2-3	45	0	12	704	58.7	6	0



OPPONENT GAME-BY-GAME



2023-24 Oregon Football
Opponents Game-by-Game
All games

Date	Opponent	Rushing				Receiving				Passing				Kick Returns				Punt Returns				tot off
		no.	yds	td	lg	no.	yds	td	lg	cmp-att-int	yds	td	lg	no.	yds	td	lg	no.	yds	td	lg	
09/02/2023	Portland St.	37	148	0	22	8	52	1	10	8-20-0	52	1	10	3	44	0	21	0	0	0	0	200
09/09/2023	at Texas Tech	32	174	1	58	24	282	3	34	24-40-3	282	3	34	1	31	0	31	1	33	0	33	456
09/16/2023	Hawaii	19	59	0	15	28	142	1	15	28-44-1	142	1	15	1	13	0	13	1	12	0	12	201
09/23/2023	Colorado	25	40	0	28	23	159	1	21	23-33-0	159	1	21	0	0	0	0	1	2	0	2	199
Opponents		113	421	1	58	83	635	6	34	83-137-4	635	6	34	5	88	0	31	3	47	0	33	1056
Oregon		133	928	14	56	121	1361	13	72	121-151-1	1361	13	72	5	71	0	24	13	108	0	18	2289

Opponents Averages

Games	Avg/ rush	Avg/ catch	Pass effic	KR avg	PR avg	All purpose avg/game	Total offense avg/game
4	3.7	7.7	108.1	17.6	15.7	297.8	264.0

Date	Opponent	Tackles			Sacks no-yds	Fumble ff fr-yds	Pass Defense			blkd kick	PAT attempts			off					
		ua	a	total			tfl-yds	int-yds	qbh		brup	kick	rush	rcv	saf	t/o	pts		
09/02/2023	Portland St.	34	46	80	2.0-5	0-0	0	0-0	0-0	0	2	0	1-1	0	0	0	0	0	7
09/09/2023	at Texas Tech	46	28	74	5.0-16	1-3	1	0-0	0-0	1	0	1	3-3	0	0	0	0	0	30
09/16/2023	Hawaii	39	34	73	3.0-8	0-0	0	0-0	0-0	0	1	0	1-1	0	0	0	0	0	10
09/23/2023	Colorado	40	46	86	6.0-20	2-12	0	0-0	1-0	0	2	0	0-1	0	0	0	0	0	6
Opponents		159	154	313	16.0-49	3-15	1	0-0	1-0	1	5	1	5-6	0	0	0	0	0	53
Oregon		119	136	255	22.0-152	13-133	2	2-0	4-52	9	18	1	24-24	1	2	0	17	216	

Date	Opponent	Punting								Field Goals			Kickoffs					
		no.	yds	avg	long	blkd	tb	fc	50+	i20	md-att	long	blkd	no.	yds	avg	tb	ob
09/02/2023	Portland St.	8	341	42.6	56	0	0	3	1	1	0-0	0	0	2	130	65.0	2	0
09/09/2023	at Texas Tech	2	89	44.5	52	0	0	1	1	1	1-2	45	0	6	384	64.0	4	0
09/16/2023	Hawaii	7	315	45.0	50	0	0	1	1	1	1-1	29	0	2	86	43.0	0	0
09/23/2023	Colorado	7	281	40.1	56	0	0	2	1	3	0-0	0	0	2	104	52.0	0	0
Opponents		24	1026	42.8	56	0	0	7	4	6	2-3	45	0	12	704	58.7	6	0
Oregon		9	420	46.7	63	1	0	4	4	2	6-6	43	0	38	2466	64.9	33	0



PARTICIPATION



2023-24 Oregon Football Games Played All games

Page 1/3 as of Sep 25, 2023

Table with 6 columns: ##, Player, GP-GS, PSU, TTU, Hawaii, CU. Lists player participation for games 0 through 37.

Table with 6 columns: ##, Player, GP-GS, PSU, TTU, Hawaii, CU. Lists player participation for games 38 through 93.

Table with 6 columns: ##, Player, GP-GS, PSU, TTU, Hawaii, CU. Lists player participation for games 94 through 99.