



SACRAMENTO STATE FOOTBALL

2023 SCHEDULE/RESULTS

DATE	OPPONENT	TIME/SCORE
Aug. 31	at Nicholls	W, 38-24
Sept. 9	TEXAS A&M-COMMERCE	W, 34-6
Sept. 16	at Stanford	5 p.m.
Sept. 23	at Idaho*	1 p.m.
Sept. 30	NORTHERN ARIZONA*	6 p.m.
Oct. 14	at Northern Colorado*	12 p.m.
Oct. 21	MONTANA STATE*	7:30 p.m.
Oct. 28	IDAHO STATE*^	6 p.m.
Nov. 4	at Montana*	5 p.m.
Nov. 11	CAL POLY*	2 p.m.
Nov. 18	at UC Davis*	12 p.m.

All times Pacific

* Big Sky Conference game | ^ Homecoming |
(Stats Perform poll/AFCA Coaches poll)

RADIO: HORNET SPORTS NETWORK

- **Flagship Station**ESPN 1320 AM
- **Play-by-Play** Jason Ross
- **Analysis** Steve McElroy
- **Sideline** Danny Sullivan
- **Online** hornetsports.com

TV/STREAM: Broadcast & Internet

- **Network** Pac-12 Network
- **Web Site** pac-12.com/networks
- **Play-by-Play** Elise Woodward
- **Analysis** Greg Camarillo
- **Sideline** None

SOCIAL MEDIA: #StingersUp

- **Football X** @sachornetsfb
- **Athletics X** @hornetsports
- **University X** @sacstate
- **Football Facebook** /sacstatefootball
- **Athletics Facebook** /hornetsports
- **Football Instagram** @sacstate_football
- **Athletics Instagram** @hornetathletics

ONLINE: HORNETSPORTS.COM

For the latest in Sacramento State athletics, log on to www.hornetsports.com. The site provides up-to-date information for each of the Hornets' 21 intercollegiate sports. For the 13th straight season, the site will also stream live audio for all football games.

SERIES HISTORY

Sacramento State and Stanford has met just once with the Cardinal prevailing 52-17 in 2010.

NO. 8/6 SACRAMENTO STATE AT STANFORD

Saturday, Sept. 16, 2023 // 5 p.m. PT // Stanford, Calif. // Stanford Stadium

LocationStanford, Calif.
SiteStanford Stadium
Capacity50,424
SurfaceNatural grass
TVPac-12 Network
Streampac12.com/networks
RadioESPN 1320 AM
All-Time SeriesStanford leads, 1-0
In StanfordStanford leads, 1-0
Last MeetingSTAN 52, SAC 17
Sept. 4, 2010



STANFORD

Rankings (Media/Coaches)NR/NR
 Record1-1
 Head CoachTroy Taylor
 Record at STAN (Year)1-1 (1st)



SACRAMENTO STATE

Rankings (Media/Coaches)8th/6th
 Record2-0
 Head CoachAndy Thompson
 Record at SAC (Year)2-0 (1st)

A BRIEF PREVIEW

- Sacramento State will take its undefeated record and 21-game regular season win streak to the Bay Area when it faces Stanford on Saturday, Sept. 16, at 5 p.m.
- The Hornets improved to 2-0 on the season with a 34-6 win over Texas A&M-Commerce on Sept. 9. In that game, Sacramento State rushed for 311 yards and averaged 7.1 yards per play overall.
- The Hornets moved up to sixth in the AFCA FCS Coaches poll and eighth in the Stats Perform FCS media poll.
- Sacramento State will see a familiar face across the sideline as Stanford is led by Troy Taylor who served as the Hornet head coach from 2019-22. Taylor finished his tenure with a 31-8 overall record and saw the team win three Big Sky Conference titles and earn three NCAA FCS Playoff berths. The game will mark the first time that Sacramento State will square off against one of its former head coaches as an opposing head coach in program history.
- Hornet fans can tune in to ESPN 1320 AM to hear the radio call of Jason Ross, Steve McElroy and Danny Sullivan. Live audio streaming is also available via www.hornetsports.com and the Audacy app.
- The game will also be broadcast on the Pac-12 Network Bay Area. Elise Woodward will handle the play-by-play and will be joined by former Stanford tight end Greg Camarillo for analysis.

OPPONENT PREVIEW: STANFORD

- Stanford is 1-1 with a win at Hawaii in week one and a loss at USC this past Saturday. The Cardinal never trailed against Hawaii and eventually led 31-10 after the third quarter before winning 37-24. The team fell behind early to the sixth-ranked Trojans as USC led 49-3 at halftime on the way to a 56-10 defeat.
- The Cardinal offense has been balanced through two games with the team rushing for 183.5 yards and passing for 194.0 yards per game. Ashton Daniels has started both games at quarterback with Justin Lamson (Oak Ridge HS) also seeing action in both contests. Daniels has completed 27-of-43 passes for 267 yards with two touchdowns and one interception.
- David Bailey was named the Pac-12 Defensive Lineman of the Week following the Hawaii game. Bailey has four tackles-for-loss, including three sacks in the two games. Alaka'i Gilman owns a team-high 12 tackles.
- Along with Taylor, former Sacramento State assistant coaches Malcolm Agnew (running backs) and Tyler Osborne (wide receivers) are on the Cardinal staff as well as strength and conditioning coaches Ryan Deatrick, Austin Sparks and Tristan McLaren.

BY THE NUMBERS

5 21

300-yard rushing games for Sacramento State since the start of 2022. The Hornets most recently rushed for 311 yards against Texas A&M-Commerce. Sacramento State currently ranks second in the Big Sky and ninth in the FCS with 248.0 rushing yards per game.

Consecutive regular season games won by Sacramento State. The team's last loss in the regular season came at Cal on Sept. 18, 2021.



HORNET NOTES

QUICK FACTS

Sacramento State (2-0, 0-0 Big Sky)

Location	Sacramento, Calif.
Founded	1947
Enrollment	30,883
Nickname	Hornets
Conference	Big Sky
President	Dr. J. Luke Wood
Director of Athletics	Mark Orr
Athletic Phone	(916) 278-6481
Home Field	Hornet Stadium
Head Coach	Andy Thompson
Alma Mater, Year	Montana, '04
SAC Record	2-0 (1st year)
Overall Record	Same
Assoc. Head Coach	Kris Richardson
Off. Coordinator	Bobby Fresques
Def. Coordinator	Andy Thompson
Final 2022 Record	12-1
Final 2022 Big Sky Rec.	8-0/T-1st
Lettermen Returning/Lost	62/26
Starters Returning (O/D/ST)	17 (8/8/1)
Football Contact	Brian Berger
e-mail	bwberger@csus.edu
phone	(916) 278-4313
website	www.hornetsports.com

STANFORD (1-1, 0-0 Pac-12)

Location	Stanford, Calif.
Founded	1891
Enrollment	17,326
Nickname	Cardinal
Conference	Pac-12
President	Dr. Richard Saller
Director of Athletics	Bernard Muir
Home Field	Stanford Stadium
Head Coach	Troy Taylor
Alma Mater, Year	California, '89
Overall Record	31-8 (4th year)
Stanford Record	1-1 (1st year)
Off. Coordinator	Troy Taylor
Def. Coordinator	Bobby April
Final 2022 Record	3-9
Final 2022 League Rec.	1-8/T-10th
Letterman Returning	71
Starters Returning (O/D/ST)	6 (2/3/1)
Football Contact	Brian Brownfield
e-mail	brianb88@stanford.edu
phone	(650) 387-9430
website	www.gostanford.com

2022 Stanford Schedule/Results

9/1	at Hawaii	W, 37-24
9/9	at USC*	L, 56-10
9/16	SACRAMENTO STATE	5 p.m.
9/23	ARIZONA*	TBA
9/30	OREGON*	TBA
10/13	at Colorado*	7 p.m.
10/21	UCLA*	TBA
10/28	WASHINGTON*	TBA
11/4	at Washington State*	TBA
11/11	at Oregon State*	TBA
11/18	CALIFORNIA*	TBA
11/25	NOTRE DAME*	TBA

A LOOK AT THE MOST RECENT ACTION

- Sacramento State amassed over 500 yards of offense and allowed just one score on defense in a 34-6 win over Texas A&M-Commerce on Saturday night.
- The eighth-ranked Hornets rushed for 311 yards with three players gaining at least 59 yards. The group was led by Kaiden Bennet who had a career-high 101 yards.
- Sacramento State scored on the opening drive of the game with a 7-play, 80-yard drive. The Hornets were explosive from the beginning as Kaiden Bennett connected with Devin Gandy for a 33-yard strike. Bennett capped the series with an 8-yard dash up the middle of the field.
- After a 33-yard field goal from Zach Schreiner, the team tacked on a touchdown on the opening drive of the second quarter. Facing 3rd-and-8 Bennett found Chris Miller for a 16-yard touchdown. Miller was well-covered on the play and made the catch while falling backwards in the back of the end zone to make the score 17-0.
- Bennett made it 24-0 with a 40-yard sprint down the right sideline. Sacramento State appeared poised to score the final points of the half when the team took the ball with 1:19 remaining at the A&M-Commerce 30-yard line. Instead, Bennett was intercepted by Max Epps who returned it all the way to the Hornet 14. Two plays later, the Lions scored their only points with a 1-yard run from quarterback Peter Parrish.
- Bennett completed 14-of-22 passes for 176 yards with a touchdown and an interception. Carson Camp came on in the second half and was 3-of-4 for 16 yards. Carlos Hill led all Hornet receivers with a career high seven receptions for 53 yards. Tight end Coleman Kuntz added four receptions for 68 yards to also set career best in both categories.
- Gavin Davis-Smith, who started at nickelback for the first time in his career, led the Hornets with seven tackles. Brock Mather added six tackles, intercepted a pass and also picked off a two-point conversion attempt.

MOVING ON UP

- Facing a Football Bowl Subdivision opponent is nothing new for Sacramento State. Since 2002, the team has played at least one FBS foe every season. Included in that list was the 2011 upset at Oregon State, the 2012 victory at Colorado and last season's convincing win at Colorado State.
- In 2011, the Hornets jumped out to an early lead only to see Oregon State rally to force overtime behind a strong second-half rushing performance from Malcolm Agnew (current Stanford assistant). After Agnew's TD put the Beavers up seven in overtime, the Hornets scored and then won the game with a two-point conversion, 29-28.
- In 2012, Sacramento State began the year with a loss at New Mexico State before winning at Colorado, 30-28. That victory made Sacramento State and North Dakota State the only two FCS teams to knock off an FBS opponent in 2011 and 2012.
- Last year, Sacramento State never trailed on the way to topping Colorado State, 41-10. The Hornets outgained the Rams by over 100 yards and limited CSU to just 75 rushing yards.
- The Hornets' only other victories over a Div. I-A/FBS team both came against Pacific. Sacramento State defeated the Tigers, 30-21, in 1988 and 43-40 in 1991.
- Nearly every FBS opponent Sacramento State has faced since 2002 currently plays in the Pac-12 (Oregon State, California, Stanford, Colorado, Washington) or Mountain West (Nevada, Boise State, Fresno State, New Mexico, Colorado State, UNLV). The lone exceptions have been New Mexico State in 2012 and Idaho in 2017 who were both members of the Sun Belt Conference at the time.
- This year's game could be the last contest against a Pac-12 opponent as all but Oregon State and Washington State have committed to playing elsewhere starting in 2024. Sacramento State is 2-8 against the current members of the Pac-12.

#8/6 SACRAMENTO STATE AT STANFORD • TEAM COMPARISONS

SACRAMENTO STATE				STANFORD				NCAA TEAM RANKINGS		
TEAM STATS	SAC	OPP		TEAM STATS	STAN	OPP		Category	SAC	STAN
Points/Game	36.0	15.0		Points/Game	23.5	40.0		Total Offense	8	78
First Downs	50	31		First Downs	45	47		Rushing Offense	9	47
Rushing/Game	248.0	115.5		Rushing/Game	183.5	87.5		Passing Offense	37	104
Pass (C-A-I)	33-53-2	28-56-2		Pass (C-A-I)	35-61-1	60-90-0		Pass Efficiency	26	104
Passing/Game	224.0	134.0		Passing/Game	194.0	374.0		Scoring Offense	18	100
Total Off/Game	472.0	249.5		Total Off/Game	377.5	461.5		Total Defense	5	122
Fumbles-Lost	0-0	1-0		Fumbles-Lost	5-2	0-0		Rushing Defense	25	34
Pen-Yds/Game	12-60.0	7-32.5		Pen-Yds/Game	14-60.5	22-122.0		Passing Yards Allowed	11	128
Time of Poss.	32:01	27:58		Time of Poss.	33:11	26:49		Pass Efficiency Def.	5	120
INDIVIDUAL LEADERS				INDIVIDUAL LEADERS						
Rushing	Att	Net	Avg	TD	YPG					
Fulcher	31	150	4.8	3	75.0			Scoring Defense	12	123
Bennett	20	139	7.0	3	69.5			Turnover Margin	47	115
Passing	C-A-I	Pct.	TD	YPG				3rd Down Conv. Pct.	28	69
Bennett	15-38-1	65.8	3	198.5				4th Down Conv. Pct.	25	111
Camp	8-15-1	53.3	0	25.5				3rd Down Defense	5	106
Receiving	Rec	Yds	Avg	TD	YPG			4th Down Defense	34	37
Hill	9	108	12.0	0	54.0			Red Zone Offense	1	54
Kuntz	7	90	12.9	0	45.0			Red Zone Defense	8	85
Defense	U-A-TT	TFL	Int.	FF-FR				Net Punting	3	124
Mather	8-6-14	2.0-3	1	0-0				Punt Returns	30	26
Bailey	6-5-11	0.5-1	0	0-0				Punt Return Defense	7	122
Passing	C-A-I	Pct.	TD	YPG				Kick Returns	25	73
Daniels	27-43-1	62.8	2	133.5				Kick Return Defense	65	105
Lamson	8-18-0	44.4	0	60.5				Fewest Penalties/Game	47	93
Receiving	Rec	Yds	Avg	TD	YPG			Penalty Yds/Game	72	92
Yurosek	13	182	14.8	1	96.0			Time of Possession	26	22
Humphrys	5	71	14.2	1	35.5					
Defense	U-A-TT	TFL	Int.	FF-FR						
Gilman	10-2-12	0-0	0	0-0						
Sinclair	9-2-11	1-3	0	0-0						



HORNET NOTES

RARE COMPANY

- Head coach Andy Thompson became the sixth head football coach in Sacramento State history to start their career with a win when the team was victorious at Nicholls. Following the win over Texas A&M-Commerce, he is one of only three coaches to start 2-0.
- John Baker guided Sacramento State to wins over Cal State LA, Long Beach State and Moffitt Field in 1957 and is the only coach in school history to start his career 3-0. Mike Clemons opened 1993 with wins over Cal State Hayward and SF State.
- Thompson became the 12th head coach in program history when he was hired last December. He served as the team's defensive coordinator and linebackers coach since arriving in 2019.

LET'S GO STREAKING

- Sacramento State has won its last 21 regular season games — the longest streak in school history. The Hornets were 11-0 during the 2022 regular season and won its final eight games of 2021. The team's last loss in the regular season came on Sept. 18, 2021 at Cal (42-30). The last regular-season loss against an FCS team was on Sept. 11, 2021 at home against UNI (36-14).
- Last year's team became the first in school history to win 12 games. The previous school record of 10 came in 1988 where the Hornets were 8-2 in the regular season and then won a pair of NCAA Div. II playoff games.
- The Hornets, Holy Cross and Jackson State were the only FCS teams to go undefeated in the regular season last year (both Holy Cross and Jackson State have suffered losses in 2023). The only undefeated FBS teams last season were Georgia and Michigan.
- The Hornets have won 19 consecutive Big Sky Conference games. The team's last loss came against Weber State (36-17) at home on Nov. 2, 2019.
- Sacramento State has won its last 15 road games against FCS teams and its last 11 road games against all opponents. The overall road win streak is the longest active in the FCS. The team's last road loss came at Cal on Sept. 18, 2021. Its last road loss against an FCS team was against UC Davis on Nov. 17, 2018 in a game played in Reno, Nev., due to poor air quality.

RANKINGS REHASH

- For just the third time in school history, Sacramento State began the season ranked among the top 25 in the FCS preseason polls. The only other times the Hornets started the season in the top 25 came in 2011 when the team was 24th in the Stats poll and last season where the team debuted at seventh.
- Sacramento State moved up to eighth in the Stats Perform poll and sixth in the FCS Coaches poll after its win over Commerce..
- This week marks the 28th time since the start of the 2019 season that the team has been ranked in the top 25. Prior to that season, the team only played seven games as a ranked squad between 1993-2018.
- The Hornets were picked third by the Big Sky head coaches in the preseason poll and fourth by the media. Montana State was selected to finish first in both the coaches and media polls.
- Preseason polls have not been an accurate prediction of how the team will finish. In 2019, Sacramento State

was unranked until the seventh week of the season and ended up cresting at No. 3 in both the coaches and media poll. That same year, the team was selected to finish 11th in the Big Sky Coaches poll and 12th by the media.

- In 2021, the Hornets were picked fifth by both the coaches and the media. That year the team went undefeated to win the league title and entered the playoffs as the No. 4 national seed.
- Last season, Sacramento State was picked second by the coaches and third by the media before finishing the year undefeated in Big Sky play.

SHUFFLING THE PIECES

- After not allowing a sack in the season opener at Nicholls, Sacramento State was feeling good about its offensive line of Ivan Garza (LT), Jackson Slater (LG), Nathan Mejia (C), Kennedel Riley (RG) and Aidan Meek (RT). However, that combo did not last long as Riley and Meek were both ruled out for the Texas A&M-Commerce game due to injuries.
- Senior Jordan Stanley stepped in at right tackle and junior Kaden Richardson took over at right guard for the game against Texas A&M-Commerce. To complicate matters, Richardson was sidelined for part of the game against the Lions forcing Stanley to right guard and redshirt sophomore Sawyer Hays to right tackle.
- Despite all the adjustments, Sacramento State was again able to keep the quarterback clean as the unit did not surrender a sack. The Hornets are one of 11 FCS teams which have not allowed a sack this season.
- Dating back to last season, the offensive line has not allowed a sack in six games. The Hornets allowed two sacks or less in 12 of the 13 games last season with only UIW tallying three in the FCS Quarterfinals.

PICK YOUR POISON

- Junior quarterback Kaiden Bennett made his first collegiate start on Saturday and accounted for three touchdowns in the team's win. Bennett rushed for 101 yards on 10 carries and also completed 14-of-22 passes for 176 yards. He had rushing touchdowns of 8 and 40 yards and threw for 16-yard score.
- The week before, Bennett completed 11-of-16 pass attempts for 221 yards and two touchdowns. He also rushed for 38 yards and a touchdown. In that game, he split time with junior transfer Carson Camp.
- Over half of Bennett's passing yards at Nicholls come on three completions of at least 40 yards. Prior to the game, Bennett's longest completion as a Hornet was an 11-yard pass against Northern Colorado last season.
- Against Nicholls, Bennett had a 41-yard pass to Carlos Hill which came two plays before a 40-yard TD pass to Jared Gipson. He also had a 47-yard pass to Devin Gandy to the 6-yard line which set up a touchdown.
- Sacramento State had nine pass plays of at least 40 yards all of last season. The most in one game was two (at Portland State, vs. Richmond).
- Bennett became the fourth Hornet quarterback to rush for over 100 yards in a game in school history. Garrett Safron (2011-14) had four 100-yard games, Kevin Thomson (2017-19) and Asher O'Hara (2021-22) each did it three times.
- Bennett's three rushing touchdowns are tied with Marcus Fulcher for the most on the team this year.

BIG SKY STANDINGS

Team	BSC	Overall	Stk
Idaho	0-0	2-0	W2
Montana	0-0	2-0	W2
Sacramento State	0-0	2-0	W2
Weber State	0-0	2-0	W2
Cal Poly	0-0	1-1	L1
Montana State	0-0	1-1	L1
UC Davis	0-0	1-1	L1
Eastern Washington	0-0	0-2	L2
Idaho State	0-0	0-2	L6
Northern Arizona	0-0	0-2	L5
Northern Colorado	0-0	0-2	L3
Portland State	0-0	0-2	L4

Tracking the Conference

Cal Poly	(1-1, 0-0 Big Sky)
Last Season:	at San Jose State, L 59-3
This Week:	vs. Lincoln, 5 p.m.
Eastern Washington	(0-2, 0-0 Big Sky)
Last Season:	at Fresno State, L 34-31 (2OT)
This Week:	vs. Southeastern Louisiana, 1 p.m.
Idaho	(2-0, 0-0 Big Sky)
Last Season:	at Nevada, W, 33-6
This Week:	at California, 1 p.m.
Idaho State	(0-2, 0-0 Big Sky)
Last Season:	at Utah State, L 78-28
This Week:	vs. Northern Iowa, 3 p.m.
Montana	(2-0, 0-0 Big Sky)
Last Season:	at Utah Tech, W 43-13
This Week:	vs. Ferris State, 5 p.m.
Montana State	(1-1, 0-0 Big Sky)
Last Season:	at South Dakota State, L 20-16
This Week:	vs. Stetson, 12 p.m.
Northern Arizona	(0-2, 0-0 Big Sky)
Last Season:	at North Dakota, L 37-22
This Week:	vs. Utah Tech, 1 p.m.
Northern Colorado	(0-2, 0-0 Big Sky)
Last Season:	vs. UIW, L 42-7
This Week:	at Washington State, 2 p.m.
Portland State	(0-2, 0-0 Big Sky)
Last Season:	at Wyoming, LI 31-17
This Week:	vs. North American, 1 p.m.
UC Davis	(2-0, 0-0 Big Sky)
Last Season:	at Oregon State, L 55-7
This Week:	vs. Southern Utah, 7 p.m.
Weber State	(2-0, 0-0 Big Sky)
Last Season:	at Northern Iowa, W 34-17
This Week:	at Utah, 11 a.m.

All times Pacific





HORNET NOTES

Stats Perform Top 25

Team (First-place votes)	Record	Points
1. South Dakota State (52)	2-0	1,396
2. North Dakota State (3)	2-0	1,335
3. Montana State	1-1	1,263
4. William & Mary	2-0	1,208
5. Idaho (1)	2-0	1,141
6. Holy Cross	1-1	1,092
7. Furman	1-1	989
8. Sacramento State	2-0	986
9. Weber State	2-0	926
10. UIW	1-1	906
11. New Hampshire	1-1	830
12. Montana	2-0	764
13. Southeast Missouri State	1-1	666
14. North Dakota	2-0	620
15. Southern Illinois	2-0	552
16. UC Davis	1-1	540
17. North Carolina Central	2-0	467
18. Samford	1-1	390
19. Southeastern Louisiana	0-2	369
20. Mercer	2-1	264
21. Rhode Island	1-1	245
22. Delaware	1-1	241
23. Florida A&M	1-1	150
24. Villanova	2-0	135
25. Youngstown State	1-1	105

FCS Coaches Poll

Team (First-place votes)	Record	Points
1. South Dakota State (26)	2-0	650
2. North Dakota State	2-0	624
3. Montana State	1-1	555
4. William & Mary	2-0	545
5. Holy Cross	1-1	523
6. Sacramento State	2-0	500
7. Weber State	2-0	486
8. Furman	1-1	445
9. UIW	1-1	424
10. Idaho	2-0	393
T11. Montana	2-0	343
T11. New Hampshire	1-1	343
13. North Dakota	2-0	329
14. Samford	1-1	28
15. Southeast Missouri State	1-1	287
16. UC Davis	1-1	241
17. North Carolina Central	2-0	239
18. Southern Illinois	2-0	214
19. Delaware	1-1	161
20. Rhode Island	1-1	159
21. Mercer	2-1	114
T22. Fordham	2-1	97
T22. Southeastern Louisiana	0-2	97
24. Florida A&M	1-1	91
25. Illinois State	2-0	50

Hornets in the Polls

Date	Stats	Coaches
Preseason	10th	8th
September 4	9th	8th
September 11	8th	6th
September 18		
September 25		
October 2		
October 9		
October 16		
October 23		
October 30		
November 6		
November 13		
November 21		
RV-Receiving Votes/NR-Not Ranked		

• Bennett's path to Sacramento State was a winding one. After playing at Folsom High School where he threw for 8,500 yards and rushed for over 2,000, he graduated midyear and enrolled at Boise State. Bennett then moved to Nevada in the fall of 2020 before transferring to Sacramento State.

• He appeared in five games for the Hornets in 2021 and six in 2022 all in a limited roll. Bennett did not throw or rush for a touchdown in either season.

DO THE MATH

• Through two games, middle linebacker Brock Mather leads the team with 14 total tackles. Mather had eight tackles at Nicholls and followed with six against Texas A&M-Commerce. In the game against Commerce, Mather also intercepted a pass and picked off a two-point conversion attempt. The senior had 67 tackles a year ago, including 2.5 TFLs. He also had a 22-yard pick six at Eastern Washington.

• His eight solo stops are also the most on the team in the early season and he is tied for the team lead with two tackles-for-loss.

• Fellow linebackers Armon Bailey and Jeremy Harris are tied for second on the team with 11 tackles in two games. Bailey led the team in tackles, tackles-for-loss and sacks a year ago en route to being named first team all-Big Sky. That effort led to Bailey earning a spot on the 2023 Buck Buchanan Watch List as well as being named a preseason All-American by Stats Perform and Phil Steele. He had 88 total tackles, including 12.5 for loss and six sacks.

• Harris entered 2023 with the most career tackles among active players on the team with 148. The Simi Valley, Calif., native has had at least 34 tackles in the three previous seasons, including 64 as a freshman in 2019. He was credited with a half-sack against Texas A&M-Commerce, combining with defensive end Leke Fashola for the team's lone sack.

KINGS OF PIN

• Sacramento State punters remained perfect this season in pinning the opposition inside the 20-yard line. The duo of Cal McGough and Connor Stutz have now landed all seven of their punts inside the 20-yard line and have yet to allow a return. The team's net punting average of 44.57 yards per attempt ranks third in the FCS.

• Cal McGough has taken six of the seven kicks and is averaging 44.0 yards per attempt. Against Nicholls, he placed all three of punts inside the 6-yard line. Last weekend, he placed punts at the 18, 5 and 15 yard line. He also had a long of 52 yards.

• Connor Stutz had one punt for the Hornets at Nicholls and boomed a 48-yard effort which was the longest for the team. His punt was fair caught at the Nicholls 14-yard line.

SHARE AND SHARE ALIKE

• The Hornets have already had five players score a touchdown through the first two games. The group is led by quarterback Kaiden Bennett and running back Marcus Fulcher who have each rushed for three touchdowns.

• Kicker Zach Schreiner has matched the pair with 18 points. Schreiner is a perfect 9-for-9 on PATs and has made 3-of-4 field goal attempts. Last week, the JC transfer connected on field goals of 33 and 40 yards.

• All three of the team's passing touchdowns have gone to different receivers. Jared Gipson had a 40-yard grab at Nicholls for the first TD catch of the year. Anderson Grover followed with a 6-yard catch against the Colonels. Most recently, Chris Miller had a 16-yard touchdown catch against Texas A&M-Commerce.

• Last season, 12 Hornets scored at least one touchdown. Quarterback Asher O'Hara who rushed for 20 TDs. Marshel Martin IV (13), Cameron Skattebo (11) and Fulcher (10) all cracked double digits in touchdowns.

FULCHER JOINS THE 1K CLUB

• With 79 rushing yards against Texas A&M-Commerce, Marcus Fulcher surpassed 1,000 career yards on the ground. Fulcher now has 1,009 career rushing yards on 195 attempts and ranks 11th in school history with an average of 5.17 yards per carry.

• Fulcher needs 238 rushing yards to crack the school top 20 for career rushing yards. The last spot on the list is currently held by former quarterback Kevin Thomson. He is just two rushing touchdowns away from tying Garrett Safron (2001-14), Tyrone Gross (2002-04) and Garrett White (1998-02) for 10th place on the career rushing TD list.

• The senior has done a little of everything for Sacramento State during his career. Along with the rushing yards, he has caught 60 passes for 519 yards and four touchdowns and also has 347 total return yards for 1,417 career all-purpose yards.

• Last season, Fulcher rushed for 465 yards and ranked second on the team with eight rushing scores. He was also third on the team with 36 receptions and finished the season with 252 yards and two scores. His biggest performance came in the FCS quarterfinals where he rushed for 108 yards on just nine attempts.

FILLING IN NICELY

• With Marshel Martin IV out against Texas A&M-Commerce, tight end Coleman Kuntz made the most of his opportunity. The sophomore caught four passes and led the team with 68 receiving yards against the Lions. Kuntz was also able to stretch the field with a career-best 28-yard reception during the game.

• Prior to the game, Kuntz's career high for receptions was three set in the opening game against Nicholls. His high for yardage was 25 last season against Idaho.

A RELIABLE TARGET

• All-American tight end Marshel Martin IV had just one reception for five yards before leaving the game at Nicholls with an injury. The catch gives Martin at least one reception in 37 of 38 career games in which he has appeared. His lone exception was last season's contest against Idaho where he played one snap.

• Martin landed on every preseason FCS All-America team this offseason after being named to the second team by The Associated Press, Stats Perform and the AFCA in 2022. Martin led the team with 879 receiving yards, 65 receptions and 12 receiving touchdowns.

• Martin ended the 2022 season with two dynamic performances in the FCS Playoffs. He caught 10 passes for 148 yards and two touchdowns in the victory over Richmond and then hauled in 12 catches for 144 yards and two scores and also rushed for a touchdown against UIW.



HORNET NOTES

- Martin had never caught more than seven passes in a game and his previous yardage high was 117 at NAU in 2021. His 12 receptions against UIW are the most by a tight end in school history and tied for the fifth most in the Hornet record book regardless of position.
- The Vallejo, Calif., native had at least 75 receiving yards in six games last season. His second touchdown at Weber State broke his own school record for receiving touchdowns by a tight end. Martin ranks first with 12 scores last season, second with seven in 2019 and is third with six in 2021.
- The junior has now accumulated more receptions (158), receiving yards (2,083) and receiving touchdowns (25) than any other non-wide receiver in school history.
- Martin was named first team all-Big Sky in 2021 and was a second team All-American by the AFCA. He was recognized by HERO Sports as a Freshman All-American in 2019 and a Sophomore All-American in 2021. Martin was also a preseason all-Big Sky choice and preseason All-American heading into 2022.

Career Receiving Yards	Total	Needs
3. DeAndre Carter (2011-14)	2,760	677
4. Morris Norrise (2010-13)	2,650	567
5. Marshel Martin (2019-pres.)	2,083	---

Career Receiving Touchdowns	Total	Needs
2. Fred Amey (2001-04)	27	2
3. Marshel Martin (2019-pres.)	25	---

Career Receptions	Total	Needs
3. DeAndre Carter (2011-14)	207	49
4. Pierre Williams (2018-22)	182	24
5. Marshel Martin (2019-pres.)	158	---

PUT ANOTHER RING ON IT

- Sacramento State clinched a share of the 2022 Big Sky Conference title with its win over UC Davis in the 68th Causeway Classic on Nov. 19. The championship is the third in as many seasons for the Hornets dating back to the fall of 2019 (Sacramento State opted out of the 2021 spring season).
- The Hornets became the eighth school to win at least a share of three consecutive Big Sky titles. Weber State was the most recent winning in 2017, 2018, 2019 and in the spring of 2021. The longest consecutive streak belong to Montana which finished in at least a tie for first place from 1998-2009 (12 seasons).
- Sacramento State is the first Big Sky program to produce back-to-back 8-0 league seasons since Montana in 2006 and 2007. Since 1963, only 12 teams have gone 8-0 in a year comprised of Idaho (1989), Nevada (1991), Montana (1996, '00, '06, '07, '09), EWU (2013, '16), North Dakota (2016) and Sacramento State (2021, '22).
- The Hornets and Montana State became just the second pair of schools to each go 8-0 in Big Sky action in the same season. The previous instance came in 2016 where Eastern Washington and North Dakota both finished unbeaten in league action.

60 IS JUST A NUMBER

- Sacramento State held another opponent to under a 60 percent completion percentage as it limited Texas A&M-Commerce to 13-of-27 through the air. The Hornets have now held the opposition to under 60 percent in 17 of the last 18 games. The only team to surpass 60

percent was UIW which connected on 20-of-32 passes (.625) in the FCS Playoffs.

- The Hornets are 16-1 when holding the opposition under 60 percent with the only loss coming against South Dakota State in the second round of the FCS Playoffs in 2021.

SETTING THE BAR HIGH

- The only other time Sacramento State and Stanford played, the game featured 14 future NFL players. Stanford's roster included Andrew Luck, Richard Sherman, Doug Baldwin, Zach Ertz and David DeCastro among a large group of future pros. The Hornets were represented by quarterback McLeod Bethel-Thompson and defensive end Zack Nash.

QUITE THE HAUL

- Several Hornets were recognized over the summer as preseason All-Americans or all-Big Sky selections.

Marshel Martin • TE • Sr.

Preseason All-Big Sky	
Walter Payton Award Watch List	
Reese's Senior Bowl Watch List	
Stats Perform Preseason FCS All-American	1st Team
Athlon Sports Preseason FCS All-American	1st Team
HERO Sports Preseason FCS All-American	1st Team
Phil Steele Preseason FCS All-American	1st Team

Armon Bailey • LB • Sr.

Preseason All-Big Sky	
Buck Buchanan Award Watch List	
Stats Perform Preseason FCS All-American	2nd Team
Phil Steele Preseason FCS All-American	2nd Team

Jackson Slater • OL • Jr.

Preseason All-Big Sky	
Stats Perform Preseason FCS All-American	2nd Team
Phil Steele Preseason FCS All-American	2nd Team

Marcus Fulcher • RB • Sr.

Preseason All-Big Sky	
Caleb Nelson • CB • Sr.	
Preseason All-Big Sky	
Phil Steele Preseason FCS All-American	4th Team

DOING WHAT THEY CAME FOR

- Sacramento State's 2022 roster boasts 16 student-athletes who have already earned a bachelor's degree. Below is a list of those who have graduated.

Player	Degree Earned	Current Program
Armon Bailey (LB)	Criminal Justice	Design
Kaiden Bennett (QB)	Communications	Rec. Admin.
Gavin Davis-Smith (S)	Ethnic Studies	Sociology
Tyler Hardeman (DL)	Economics	Business (MBA)
Jeremy Harris (LB)	Criminal Justice	Rec. Admin. (MA)
Brandon Knott (DL)	Kinesiology	Red. Admin.
Marshel Martin IV (TE)	Kinesiology	Communications
Tao McClinton (WR)	Rec. Admin.	Communications
Eian Moore (S)	Ethnic Studies	Criminal Justice
Ashton Moultrie (S)	Criminal Justice	Kinesiology
Jace O'Hara (NB)	Film	Communications
Davion Ross (NB)	Anthropology	Rec. Admin.
Will Schalde (TE)	History	Business (MBA)
Jett Stanley (DL)	Mech. Engineering	Rec. Admin.
Jordan Stanley (OL)	Business	Business (MBA)
Troy Stiefel (OL)	Economics	Business (MBA)

SERIES HISTORY (Stanford leads 1-0)

2010.....A Stanford.....52-17

Series Breakdown

Series Record:..... Stanford leads, 1-0
 In Sacramento:..... None
 In Stanford:..... Stanford leads, 1-0
 At neutral:..... None
 In Div. I-AA/FCS Era: Stanford leads, 1-0
 Last SAC Home Win:..... None
 Last SAC State Road Win: None
 Largest SAC Victory:..... None
 Largest Stanford Victory:..... 35 (52-17, 2010)
 Longest SAC Win Streak: None
 Longest Stanford Win Streak:... 1 (2010-pres.)

ON THIS DATE (1-7 on Sept. 16)

1961 PEPPERDINEW, 21-0
 1972 at Santa ClaraL, 28-14
 1978 at Cal PolyL, 52-6
 1989 at IdahoL, 45-3
 1995 at Eastern Wash.....L, 21-18
 2000 PORTLAND STATE*.....L, 35-23
 2006 CAL POLY.....L, 17-10
 2017 WEBER STATEL, 31-24

SERIES LEADERS

Sacramento State

Rushing

30, Curtis Shaw (12 att., TD), 2010

Passing

69, Bethel-Thompson (9-15, 0 TD, 0 INT), 2010

Receiving

27, Morris Norrise (3 rec.) 2010

Tackles

9, Zach Schrader (8-1), 2010

7, Dana Willis (6-1), 2010

Stanford

Rushing

57, A. Loukas (2 att.), 2010

Passing

316, Andrew Luck (17-23, 4 TD, 0 INT), 2010

Receiving

111, Doug Baldwin (4 rec., 2 TD), 2010

Tackles

8, M. Bergen (3-5, 1 TFL, FF)

4, Three tied



NEED TO KNOW

HORNETS IN THE PROS

DeAndre Carter (2011-14)
Las Vegas Raiders (NFL)

Signed with Las Vegas during the offseason...played the 2022 season with the Los Angeles Chargers where he caught a career-high 46 passes for 538 yards and three touchdowns...caught three touchdowns and returned a kickoff for a score for the Washington Football Team in 2021...played with both the Texans and Bears during the 2020 season...earned All-America honors at Sacramento State in 2014...holds the school record in career touchdowns (35), ranks second in career receiving yards (2,760) and is third in career receptions (207).

Marte Mapu (2017-22)
New England Patriots (NFL)

Became the highest NFL Draft selection in school history as he was picked in the third round in 2023...earned All-America honors as a senior at Sacramento State after recording 76 total tackles, including 6.5 for loss...named the Big Sky Defensive Player of the Year.

Elijah Dotson (2017-21)
Los Angeles Chargers (NFL)

Signed as an undrafted free agent with the Los Angeles Chargers in the spring of 2023...ranks seventh in school history with 2,466 career rushing yards and is eighth with 22 career rushing touchdowns...ranks seventh at Sacramento State with 3,979 career all-purpose yards.

Darnell Sankey (2012-15)
Montreal Alouettes (CFL)

Returned to the CFL after signing with Montreal on Sept. 11...played with the Arlington Renegades for the 2023 season and helped the team to the XFL title...led the CFL in tackles in 2022 and 2023...had NFL stints with the Denver Broncos, Oakland Raiders, Kansas City Chiefs, Minnesota Vikings, Indianapolis Colts and Baltimore Ravens...ranks fourth in school history with 330 career tackles...was recognized as a first team FCS All-American by Stats, Inc., Walter Camp and the AFCA as a senior.

Brandon Weldon
Calgary Stampeders (CFL)

In his first professional season...earned All-America and all-Big Sky honors in 2022 for the Hornets.

McLeod Bethel-Thompson (2009-10)
New Orleans Breakers (USFL)

Played the 2023 season with the New Orleans Breakers...threw for 2,433 yards with 14 touchdowns...played five seasons with the Toronto Argonauts...led the team to a Grey Cup title in 2022...threw for 4,731 yards and 23 touchdowns in 2022...had over 13,000 career passing yards in the CFL...had been a member of the San Francisco 49ers, Miami Dolphins, Minnesota Vikings, New England Patriots, Sacramento Mountain Lions (UFL) and San Jose Saber Cats (AFL).

Isiah Hennie (2014-17)
Pittsburgh Maulers (USFL)

Returned to the Pittsburgh Maulers for his second season...caught 46 passes for 474 yards and three touchdowns in 2023...had 18 receptions for 197 yards and three touchdowns in 2022...also served as the team's primary punt and kick returner during that span...ranks 13th in school history with 1,523 career receiving yards...is sixth with 139 career receptions.

Kevin Thomson (2017-19)
Philadelphia Stars (USFL)

Served as the backup quarterback for the Stars during the 2023 season...ranks third in school history with 6,424 career passing yards...is fourth with 441 career completions and second with 52 career touchdown passes.

CITY OF SACRAMENTO FACTS

- Sacramento is home to over 500,000 residents in the official city of Sacramento, along with 2.1 million in the surrounding towns, cities and counties. That total makes it the second largest among Big Sky Conference schools.
- The Sacramento television market spans from Modesto (south), Chico (north), Tahoe (east) and Fairfield (west). The market is currently the 20th largest in the United States.
- Sacramento is home to three professional sports team. The Sacramento Kings moved to the area prior to the 1985-86 NBA season and began playing in the Golden 1 Center in 2016. The Sacramento River Cats are the Triple-A affiliate of the San Francisco Giants and routinely ranked among the top drawing franchises in Minor League Baseball since its inception in 2000. The Sacramento Republic FC is part of the USL. The city is currently in the process of earning an MLS expansion franchise.
- Sacramento is actually California's sixth capital since 1854. It was the state capital in the past, was then dropped, and then of course is now the reigning city once again. Prior capitals include Monterey, Vallejo, Benicia and San Jose.
- TIME Magazine named Sacramento as the most diverse city in America.

SACRAMENTO STATE FACTS

- The official name of the University is California State University, Sacramento. However, for athletics purposes, please use Sacramento State.
- The campus is part of the 23-campus CSU system. With an enrollment of 30,095 in the fall of 2022 Sacramento State ranked sixth in the system.
- Sacramento State is located on a 300-acre campus which features over 3,500 trees. The campus is adjacent to the American River.
- Sacramento State is one of only a few institutions in the nation honored with the Carnegie Community Engagement Classification, which the University earned in 2010 and 2015 as a testament to its deep commitment to serving the region.
- The College of Business has been AACSB-accredited since 1963, one of just 5 percent of the world's 13,000 higher education institutions to have earned this designation.
- Sacramento State's Air Force ROTC detachment, the Mighty Blue Dragons, is the second-largest in California.
- Notable alumni from Sacramento State include:

Tom Hanks (Academy Award winning actor)
Lester Holt (Host of NBC Nightly News)
Ryan Coogler (film director, "Creed", "Black Panther")
Joan Lunden (former co-host of Good Morning America)
Creed Bratton (actor, "The Office")
Bobby McFerrin (singer, "Don't Worry Be Happy")
Carlos Alazraqui (actor, "Reno 911")
Wayne Thiebaud (artist)
Rene Sylter (former co-host of CBS' The Early Show)
Joe Carnahan (film director, "The A-Team")
Mike Lange (NHL broadcaster, Pittsburgh Penguins)
Dale Carlson (founder of Sleep Train/Mattress Firm)

SACRAMENTO STATE ATHLETICS

- Sacramento State sponsors 21 NCAA Div. I sports. Hornet teams primarily compete in the Big Sky Conference with others in the Big West, the American Athletic Association, the Western Athletic Conference and the Mountain Pacific Sports Federation.
 - Sacramento State teams have combined to win 47 conference titles in the last 13 years.
 - Four former Hornets have appeared on Major League Baseball rosters this season. Rhys Hoskins made his Major League Baseball debut in August of 2017 with the Philadelphia Phillies and became the first Hornet to play in an MLB game in 20 years. James Outman was the everyday center fielder for the Los Angeles Dodgers as a rookie. Sam Long pitched in relief for the Oakland A's and Nathan Lukes made his MLB debut with the Toronto Blue Jays.
 - Sacramento State has become a home of NCAA Championships. The University has served as the host to five NCAA Div. I Outdoor Track & Field Championships, the NCAA Women's Volleyball Final Four and three NCAA Rowing Championships. Sacramento State served as one of eight hosts for the first and second rounds of the NCAA Men's Basketball Championships in 2016 and 2023.
 - Former Hornet wide receiver Ryan Coogler has achieved stardom after his playing career ended. Coogler, who played at Sacramento State from 2004-07, first wrote and directed "Fruitvale Station". He then followed by writing and directing "Creed" the latest installment in the "Rocky" franchise. Coogler recently directed Disney/Marvel's "Black Panther" which set numerous box office records.
- ### LAST WEEK'S HIGHLIGHTS
- Volleyball went 1-2 at the Gator Invitational with all three matches going five sets. The Hornets took No. 3 Florida to the limit in the first match and then rallied from two-set deficit to beat Winthrop. Their run concluded with a loss to Clemson.
 - Men's soccer defeated Pacific, 5-2, on Sept. 7 for its third consecutive win. The team then had a heart-breaking 2-1 loss to No. 24 LMU on Sunday as the Lions scored the game-winning goal on a penalty kick with 35 seconds remaining.
 - Women's soccer led Pacific 2-1 late in the match on Sunday but saw the Tigers score twice in the final eight minutes for a 3-2 victory.

WHAT TO WATCH FOR THIS WEEK

- Volleyball hosts UC Davis on Tuesday, Sept 12, before playing in the Central California Challenge in Stockton, Calif., where it will face Cal State Bakersfield, Fresno State and Pacific over three days (Thur.-Sat.)
- Men's soccer welcomes Saint Mary's on Thursday at 4 p.m. and will play at San Francisco on Sunday at 7 p.m.
- Women's soccer travels to Saint Mary's on Thursday and hosts California Baptist on Sunday at 1 p.m.
- Women's golf begins its season at the WG Leadership PNW Invitational at Chambers Bay GC.



HEAD COACH ANDY THOMPSON



- Andy Thompson was named the 12th head coach in Sacramento State history on Dec. 13, 2022. Thompson had served as the Hornets' defensive coordinator and linebackers since January of 2019.
- In his first season with the Hornets, Thompson saw the defense make significant improvements from the prior year as the team allowed 132 less yards per game, led the Big Sky in defensive pass efficiency and red zone defense and the team recorded 44 sacks for the second most in program history.
- The 2021 season proved to be just as successful as the team went undefeated in conference play and earned a second FCS Playoffs appearance.
- In 2022, Marte Mapu became just the second player to earn Big Sky Defensive Player of the Year in school history and earned first team All-America honors from the Associated Press. Mapu also became the highest drafted player in school history as he was selected by the New England Patriots in the third round of the NFL Draft.
- The Hornet defense allowed 21.8 points per game through the regular season and helped the team to an undefeated record through its first 12 games by recording stops on potential game-winning or tying drives in the final two minutes of four contests.
- Thompson spent 13 seasons at Northern Arizona. He started his coaching career with the Lumberjacks directing the running backs for two years. He then coached linebackers for two seasons before becoming the defensive coordinator for 10 years.
- Thompson coached more than 60 all-Big Sky selections during his time in Flagstaff, Ariz.
- In 2018, NAU ranked third in the Big Sky in total defense after allowing a Big Sky best 1,797 passing yards along with 17 interceptions.
- The Lumberjacks also ranked first in the Big Sky in pass defense in 2014 (177.2) and opponents third down percentage (.333), second in scoring defense (25.7), pass defense efficiency (122.2) and opponent first downs (19.2).
- A native of Walla Walla, Wash., Thompson played for Montana for four seasons (1999, 2001-03). He helped the Grizzlies to five Big Sky championships and one national championship (2001) during his five-year career in Missoula.
- He and his wife, Mikal, have three sons: Mac, Austin and Teague.

COACHING EXPERIENCE

Sacramento State Head Coach (2023-present) Def. Coordinator/LBs (2019-pres.)
Northern Arizona Def. Coordinator/LBs (2009-18) Linebackers (2007-08) Running Backs (2005-06)
Eastern Oregon LBs/Special Teams (2004)

THE HORNETS WHEN...


	2023	2022
At Home.....	1-0	6-1
On the Road.....	1-0	6-0
In Big Sky Home Games.....	0-0	4-0
In Big Sky Road Games.....	0-0	4-0
Non-Conference Home Games.....	1-0	2-1
Non-Conference Road Games.....	1-0	2-0
vs. FCS Ranked Opponents.....	0-0	5-1
On Natural Grass.....	0-0	0-0
On Artificial Surfaces.....	2-0	12-1
On Television.....	1-0	7-0
In August.....	1-0	0-0
In September.....	1-0	3-0
In October.....	0-0	5-0
In November.....	0-0	3-0
In December.....	0-0	1-1
In Afternoon Games.....	0-0	6-0
In Night Games.....	2-0	6-1
Scoring First.....	2-0	11-1
Opponent Scores First.....	0-0	1-0
Leading at Halftime.....	2-0	10-0
Tied at Halftime.....	0-0	0-0
Trailing at Halftime.....	0-0	2-1
Leading After Three Quarters.....	2-0	10-0
Tied After Three Quarters.....	0-0	0-0
Trailing After Three Quarters.....	0-0	2-1
Scoring 40+ Points.....	0-0	6-1
Scoring 30-39 Points.....	2-0	5-0
Scoring 20-29 Points.....	0-0	1-0
Scoring 0-19 Points.....	0-0	0-0
Opponent Scores 40+ Points.....	0-0	0-1
Opponent Scores 30-39 Points.....	0-0	3-0
Opponent Scores 20-29 Points.....	1-0	6-0
Opponent Scores 0-19 Points.....	1-0	3-0
Outrushing Opponent.....	2-0	10-1
Opponent Outrushes SAC.....	0-0	2-0
Outpassing Opponent.....	2-0	7-1
Opponent Outpasses SAC.....	0-0	5-0
Completing 60% of Passes.....	1-0	9-1
Opponent Completes 60%.....	0-0	0-1
Compiling More Total Yards.....	2-0	12-1
Yards Were Equal.....	0-0	0-0
Opp. Has More Total Yards.....	0-0	0-0
Leading Time of Possession.....	2-0	6-1
Trailing Time of Possession.....	0-0	6-0
Getting a Def/Spec. Teams TD.....	0-0	4-0
Allowing a Def/Spec. Teams TD.....	0-0	1-1
Committing Fewer Penalties.....	0-0	5-0
Penalties are Equal.....	0-0	0-0
Committing More Penalties.....	2-0	7-1
Winning the Turnover Battle.....	0-0	3-0
Turnovers are Equal.....	2-0	3-0
Losing the Turnover Battle.....	0-0	6-1
Winning the Coin Toss.....	1-0	4-1
Losing the Coin Toss.....	1-0	8-0
Green Helmet/Green Jersey/Green Pants.....	0-0	3-0
Green Helmet/Green Jersey/White Pants.....	0-0	1-1
Green Helmet/Green Jersey/Black Pants.....	0-0	0-0
Green Helmet/White Jersey/Green Pants.....	1-0	2-0
Green Helmet/White Jersey/White Pants.....	0-0	1-0
Green Helmet/White Jersey/Black Pants.....	0-0	0-0
Green Helmet/Black Jersey/White Pants.....	0-0	0-0
Green Helmet/Black Jersey/Green Pants.....	0-0	0-0
Green Helmet/Black Jersey/Black Pants.....	0-0	0-0
White Helmet/Green Jersey/White Pants.....	1-0	2-0
White Helmet/White Jersey/White Pants.....	0-0	2-0
White Helmet/White Jersey/Green Pants.....	0-0	1-0
White Helmet/White Jersey/Black Pants.....	0-0	0-0
White Helmet/Black Jersey/White Pants.....	0-0	0-0

ASSISTANTS ON THE FIELD



Kris Richardson Asst. HC/OL | AJ Cooper Linebackers | Cherokee Valeria Cornerbacks | Jeremy Lapan TE/Special Teams | Kraig Paulson Def. Line | Donnell Pumphrey Running Backs | Tyson Prince WRs

ASSISTANTS IN THE BOX



Bobby Fresques OC/Quarterbacks | Allen Perryman Safeties | Jason Slowey Edge Rushers



DEPTH CHART

SACRAMENTO STATE TWO-DEEP

OFFENSE

Left Tackle

- 52 Ivan Garza (6-5, 295, Jr.)
- 72 Sawyer Hays (6-6, 282, So.)

Left Guard

- 76 Jackson Slater (6-4, 306, Jr.)
- 64 Brandon Sousa (6-4, 295, Fr.)

Center

- 59 Nathan Mejia (6-3, 299, So.)
- 79 Kaden Richardson (6-3, 280, Jr.)

Right Guard

- 79 Kaden Richardson (6-3, 280, Jr.)
- 77 Tyler Perez (6-5, 299, So.)

Right Tackle

- 53 Jordan Stanley (6-4, 288, Sr.)
- 72 Sawyer Hays (6-6, 282, So.)

Tight End

- 16 Marshal Martin IV (6-2, 230, Sr.) OR
- 88 Charlie McBride (6-3, 258, Sr.)
- 82 Coleman Kuntz (6-3, 228, So.)

Wide Receiver (X)

- 5 Devin Gandy (6-1, 170, So.)
- 3 Chris Miller (6-2, 179, Jr.)

Wide Receiver (E)

- 0 Carlos Hill (5-11, 173, Sr.)
- 26 Anderson Grover (6-3, 190, Jr.)

Wide Receiver (Z)

- 8 Jared Gipson (6-1, 206, Jr.)
- 11 Parker Clayton (6-0, 186, Sr.)

Running Back

- 9 Marcus Fulcher (5-9, 215, Sr.)
- 25 Elijah Tau-Tolliver (6-1, 200, So.)
- 6 Ezra Moleni (6-0, 193, Jr.)

Quarterback

- 1 Kaiden Bennett (6-0, 193, Jr.)
- 7 Carson Camp (6-3, 213, Jr.)
- 17 Carson Conklin (6-1, 194, Fr.)

SPECIALISTS

Kicker

- 97 Zach Schreiner (6-0, 170, Jr.)
- 92 Evan Kiely (6-4, 215, Fr.)

Kickoff

- 92 Evan Kiely (6-4, 215, Fr.)
- 97 Zach Schreiner (6-0, 170, Jr.)

Holder

- 96 Connor Stutz (6-2, 216, So.)
- 91 Cal McGough (6-2, 180, So.)

Long Snapper

- 60 AJ Campos (6-2, 213, So.)
- 67 Kinnick Manley (6-3, 216, So.)

DEFENSE

Anchor Defensive End

- 99 Leke Fashola (6-4, 258, Jr.)
- 94 Ben Ahio (6-4, 257, Jr.)

Defensive Tackle

- 93 Tyler Hardeman (6-3, 280, Sr.)
- 45 Xavier Williams (6-4, 271, So.)
- 95 Mason Brosseau (6-3, 272, So.)

Defensive Tackle

- 55 Jett Stanley (6-4, 284, Sr.)
- 56 Brandon Knott (6-3, 275, Jr.)

Rush Defensive End

- 41 DeShawn Lynch (6-5, 283, So.)
- 40 Josh Cashiola (6-3, 230, Jr.)

Middle Linebacker

- 4 Armon Bailey (6-1, 231, Sr.)
- 32 Nakian Jackson (6-1, 226, Fr.)

SAM Linebacker

- 10 Brock Mather (6-0, 230, Sr.)
- 13 Jeremy Harris (6-0, 223, Sr.)

Nickelback

- 6 Jace O'Hara (5-11, 199, Jr.) OR
- 27 Gavin Davis-Smith (5-11, 192, Jr.)
- 18 Fata Puloka (6-3, 219, Fr.)

Cornerback

- 3 Dillon Juniel (5-9, 167, Sr.)
- 19 Zelmar Vedder (6-3, 181, So.)

Strong Safety

- 21 Kylan Ross (6-0, 178, Sr.)
- 27 Gavin Davis-Smith (5-11, 192, Jr.)

Free Safety

- 7 Cameron Broussard (6-3, 200, Jr.)
- 28 Kameron Rocha (6-0, 177, Jr.)

Cornerback

- 1 Caleb Nelson (6-1, 192, Sr.)
- 38 DJ Houston (5-10, 189, Jr.)

Punter

- 91 Cal McGough (6-2, 180, So.)
- 96 Connor Stutz (6-2, 216, So.)

Kick Returner

- 25 Elijah Tau-Tolliver (6-1, 200, So.)
- 11 Parker Clayton (6-0, 186, Sr.)

Punt Returner

- 26 Anderson Grover (6-3, 190, Jr.)
- 9 Marcus Fulcher (5-9, 215, Sr.)

START CHART

Offense	'23	Consecutive Starts	Career
Kaiden Bennett	1	1	1
Carson Camp	1	---	1
Parker Clayton	---	---	19
Marcus Fulcher	2	2	6
Devin Gandy	2	2	8
Ivan Garza	2	25	25
Jared Gipson	2	4	17
Carlos Hill	1	---	3
Coleman Kuntz	1	1	2
Charlie McBride	---	---	3
Marshal Martin	1	---	35
Aidan Meek	1	---	1
Nathan Mejia	2	15	16
Chris Miller	---	---	7
Ezra Moleni	1	1	1
Kaden Richardson	1	1	1
Kennedel Riley	1	---	3
Jackson Slater	1	24	24
Jordan Stanley	1	1	2
Troy Stiefel	---	---	26

Defense	'23	Consecutive Starts	Career
Armon Bailey	2	15	16
Cameron Broussard	2	4	10
Gavin Davis-Smith	1	1	12
Patrick Dean	---	---	2
Leke Fashola	2	2	2
Tyler Hardeman	1	1	26
Jeremy Harris	---	---	8
Dillon Juniel	2	4	8
Brandon Knott	1	---	1
DeShawn Lynch	2	2	2
Brock Mather	2	15	15
Eian Moore	---	---	6
Caleb Nelson	2	6	14
Jace O'Hara	---	---	1
Darian Pollard	1	---	1
Davion Ross	---	---	5
Kylan Ross	2	2	2
Jett Stanley	2	27	27

Specialists	'23	Consecutive Starts	Career
Cal McGough	2	14	14
Zach Schreiner	2	2	2
Connor Stutz	---	---	1

Players Who Started Every Game in '22 and '23
















- Offense (3):** Ivan Garza, Nathan Mejia, Jackson Slater
- Defense (4):** Armon Bailey, Brock Mather, Jett Stanley
- Specialists (1):** Cal McGough

Longest Active Starting Streaks

Jett Stanley	27
Ivan Garza	25
Jackson Slater	24



OFFENSIVE NOTES

LT		52 • Ivan Garza 6-5, 295, Jr. Delano, Calif./R.F. Kennedy HS	<ul style="list-style-type: none"> Started the final 10 games of 2021 at left tackle. Made first start at Cal Named first team all-state small school by Cal-Hi Sports and first team all-South Sequoia League as a senior in high school 	Year	GP/GS				
				2023	2/2				
LG		72 • Sawyer Hays 6-6, 282, So. Sacramento, Calif./Christ. Bros. HS	<ul style="list-style-type: none"> Has not appeared in a game the last two seasons Played defensive end and tight end in high school Recorded 34 tackles with seven sacks as a senior 	Year	GP/GS				
				2023	1/0				
C		76 • Jackson Slater 6-4, 306, Sr. Bellevue, Wash./Newport HS	<ul style="list-style-type: none"> First team all-Big Sky (2022) Preseason all-Big Sky and Stats Perform Preseason All-American (2023) Was a three-star recruit from 247sports.com 	Year	GP/GS				
				2023	2/2				
RG		64 • Brandon Sousa 6-4, 295, Fr. Pleasanton, Calif./Foothill HS	<ul style="list-style-type: none"> Redshirted in 2022; did not appear in a game Earned all-North Coast Section honors as a senior in high school Helped lead team to NCS Div. II championship game that year 	Year	GP/GS				
				2023	0/0				
RT		59 • Nathan Mejia 6-3, 299, So. Arcadia, Calif./Cathedral HS	<ul style="list-style-type: none"> Second team all-Big Sky (2022) Started all 12 games at center in 2022 Was a three-star recruit from 247sports.com 	Year	GP/GS				
				2023	2/2				
RG		79 • Kaden Richardson 6-3, 280, So. Folsom, Calif./UC Davis	<ul style="list-style-type: none"> Came to Sacramento State in the spring of 2021 Redshirted at UC Davis in 2019 Father, Kris, is the offensive line coach and brother, Kooper, was on the 2021 team 	Year	GP/GS				
				2023	2/1				
RT		79 • Kaden Richardson 6-3, 280, So. Folsom, Calif./UC Davis	<ul style="list-style-type: none"> Came to Sacramento State in the spring of 2021 Redshirted at UC Davis in 2019 Father, Kris, is the offensive line coach and brother, Kooper, was on the 2021 team 	Year	GP/GS				
				2023	2/1				
TE		77 • Tyler Perez 6-5, 299, So. Chino Hills, Calif./Chino Hills HS	<ul style="list-style-type: none"> Did not play in a game with the Hornets prior to the 2022 season Signed with the team prior to the 2020 season Two-time all-league selection in high school 	Year	GP/GS				
				2023	0/0				
TE		53 • Jordan Stanley 6-4, 288, Sr. Brentwood, Calif./Heritage HS	<ul style="list-style-type: none"> Played in 12 games, starting one as a redshirt freshman in 2019 Did not play football from 2020-22 Twin brother, Jett, is also a member of the team 	Year	GP/GS				
				2023	2/1				
WR		72 • Sawyer Hays 6-6, 282, So. Sacramento, Calif./Christ. Bros. HS	<ul style="list-style-type: none"> Has not appeared in a game the last two seasons Played defensive end and tight end in high school Recorded 34 tackles with seven sacks as a senior 	Year	GP/GS				
				2023	1/0				
WR		16 • Marshel Martin IV 6-2, 230, Jr. Vallejo, Calif./St. Pat.-St. Vin. HS	<ul style="list-style-type: none"> First team all-Big Sky in 2021 and 2022 2023 Preseason All-American; Walter Payton Award watch list Holds every career receiving record for tight ends at Sac State 	Year	Rec.	Yds.	TD	LG	
				2023	1	5	0	5	
WR		88 • Charlie McBride 6-3, 258, Sr. Rocklin, Calif./Rocklin HS	<ul style="list-style-type: none"> Played in every game the last two seasons First career reception was a 21-yard gain at Idaho State in 2021 Played tight end, defensive end and punter in high school 	Year	Rec.	Yds.	TD	LG	
				2023	0	0	0	0	
WR		5 • Devin Gandy 6-1, 170, So. Victorville, Calif./Silverado HS	<ul style="list-style-type: none"> Redshirted in 2022; played in two FCS Playoffs games Also competes for Hornet track and field team Brother, Darren, is a true freshman on the team 	Year	Rec.	Yds.	TD	LG	
				2023	4	115	0	47	
WR		3 • Chris Miller 6-2, 179, Jr. Los Angeles, Calif./Culver City HS	<ul style="list-style-type: none"> Appeared in 24 games during his first two seasons Tied for third on the team with 20 receptions (339 yds) in 2021 Ocean League Off. Player of the Year as a senior in high school 	Year	Rec.	Yds.	TD	LG	
				2023	1	16	1	16	
WR		0 • Carlos Hill 5-11, 173, Jr. Miami, Fla./Antelope Valley JC	<ul style="list-style-type: none"> Unanimous first team all-Pacific League selection in 2021 at JC Finished the season with 737 yards and 10 touchdowns Prepped at Miramar HS in Florida 	Year	Rec.	Yds.	TD	LG	
				2023	9	108	0	41	
WR		26 • Anderson Grover 6-3, 190, Jr. Modesto, Calif./Washington State	<ul style="list-style-type: none"> Played the last two seasons at Washington Scored a touchdown at Stanford Attended Modesto JC before playing at WSU 	Year	Rec.	Yds.	TD	LG	
				2023	4	23	1	9	
WR		8 • Jared Gipson 6-1, 206, Jr. Stockton, Calif./St. Mary's HS	<ul style="list-style-type: none"> Played in all 12 games in 2021 and led the team with 19.0 ypc Had two touchdowns in the win at Montana Missed his entire senior season at St. Mary's HS with an injury 	Year	Rec.	Yds.	TD	LG	
				2023	3	60	1	40	
WR		11 • Parker Clayton 6-0, 186, Sr. Folsom, Calif./Folsom HS	<ul style="list-style-type: none"> Walked on to the team but earned a scholarship before the 2019 season began Graduated from Folsom HS where he helped the team win a pair of California Div. 1-AA state titles 	Year	Rec.	Yds.	TD	LG	
				2023	1	9	0	9	
QB		1 • Kaiden Bennett 6-0, 193, Jr. Reno, Nev./Nevada	<ul style="list-style-type: none"> Played in 11 games in 2021 and 2022 Redshirted at Nevada in 2019 Threw for over 8,500 yards and rushed for over 2,000 yards in high school 	Year	C-A	Pct.	Yds.	TD/I	
				2023	25-38	65.8	397	3/1	
QB		7 • Carson Camp 6-3, 213, Jr. Bloomington-Normal, Ill./South Dakota	<ul style="list-style-type: none"> Played in three seasons at South Dakota Threw for 4,123 yards and 24 touchdowns Was the first freshman to start at QB for the Coyotes 	Year	C-A	Pct.	Yds.	TD/I	
				2023	8-15	53.3	51	0/1	
RB		9 • Marcus Fulcher 5-9, 215, Sr. Fresno, Calif./Bullard HS	<ul style="list-style-type: none"> Third team all-Big Sky as a running back and punt returner (2022) Preseason all-Big Sky (2023) Was the County/Metro Athletic League Player of the Year as a senior 	Year	Att.	Yds.	TD	LG	
				2023	31	150	3	19	
RB		25 • Elijah Tau-Tolliver 6-1, 200, So. Sparks, Nev./Reed HS	<ul style="list-style-type: none"> Had 95-yard kickoff return for TD against Richmond in FCS Playoffs Averaged 7.44 ypc in first two seasons with Hornets Gatorade Nevada Player of the Year as a senior 	Year	Att.	Yds.	TD	LG	
				2023	15	82	0	13	
K		97 • Zach Schreiner 6-0, 170, Jr. Rocklin, Calif./Amer. River JC	<ul style="list-style-type: none"> Played two seasons at American River JC in Sacramento Made 8-of-11 field goals and was 23-of-23 on PATs in 2022 Longest field goal was 50 yards 	Year	FGM-A	Pct.	LG	XPM-A	
				2023	3-4	75.0	40	9-9	
K		92 • Evan Kiely 6-4, 215, Fr. Turlock, Calif./Pitman HS	<ul style="list-style-type: none"> Graduated from Pitman HS in Turlock, Calif. Played three varsity seasons Made 29-of-31 PATs and 7-of-10 FG during his career 	Year	FGM-A	Pct.	LG	XPM-A	
				2023	--	--	--	--	



DEFENSIVE NOTES

Position	Player	Notes	Year	U-A-T	TFL	Sks	INT	FF-FR
DE	99 • Leke Fashola 6-4, 258, Jr. Concord, Calif./Clayton Valley HS	<ul style="list-style-type: none"> Appeared in all 13 games in 2022 Played in 10 games in 2021 where he made 12 tackles Redshirted in 2019 and was named Co-Defensive Scout Team MVP 	'23	3-4-6	1.5-9	0.5-4	0	0-0
	94 • Ben Ahio 6-4, 257, Jr. Fresno, Calif./Fresno City JC	<ul style="list-style-type: none"> Redshirted in 2022 Played at Portland State where he had two tackles Graduated from Hoover HS in Fresno before playing at FCC 	'22	2-2-4	0-0	0-0	0	0-0
DT	93 • Tyler Hardeman 6-3, 280, Sr. Folsom, Calif./Folsom HS	<ul style="list-style-type: none"> Started every game at defensive tackle in 2021 and 2022 Named all-state by Cal-Hi and was the Sacramento Bee Defensive Player of the Year in 2018 while at Folsom HS 	'23	1-1-2	0-0	0-0	0	0-0
	45 • Xavier Williams 6-4, 271, So. Gustine, Calif./Atwater HS	<ul style="list-style-type: none"> Appeared in every game in 2022 Missed all of 2021 after having surgery on both knees Brother, Pierre, ranks second in school history in receiving yards 	'23	0-6-6	0.5-2	0-0	0	0-0
DT	55 • Jett Stanley 6-4, 284, Sr. Brentwood, Calif./Heritage HS	<ul style="list-style-type: none"> Second team all-Big Sky (2022); honorable mention (2021) Named all-NorCal and all-Bay Valley Athletic League as a senior at Heritage HS 	'23	2-3-5	0.0-0	0-0	0	0-0
	56 • Brandon Knott 6-3, 275, Jr. Sacramento, Calif./Inderkum HS	<ul style="list-style-type: none"> Had a career best 32 tackles, played in every game in 2022 Redshirted in 2019 and named Co-Defensive Scout Team MVP First team all-Metro and was the Capital Valley Conference MVP in HS 	'23	1-2-3	1.0-16	1.0-16	0	0-0
DE	41 • DeShawn Lynch 6-5, 283, So. Folsom, Calif./Folsom HS	<ul style="list-style-type: none"> Has played both tackle and end on the defensive line Was a three-star recruit at Folsom HS Averaged 13.8 ppg as a basketball player in high school 	'23	4-3-7	2.0-11	2-11	0	0-0
	40 • Josh Cashiola 6-2, 230, Jr. Houston, Texas/Fresno City JC	<ul style="list-style-type: none"> Transfer from Fresno City JC who began his career at San Diego Recorded 24 tackles in nine games last season for Fresno City Prepped at Strake Jesuit Prep in Houston 	'23	0-5-5	0.5-2	0-0	0	0-0
MLB	4 • Armon Bailey 6-1, 231, Sr. Vallejo, Calif./Vanden HS	<ul style="list-style-type: none"> First team all-Big Sky (2022); Preseason All-American (2023) Was the Daily Republic and the Solano County Athletic League Player of the Year as a senior at Vanden HS 	'23	6-5-11	0.5-1	0-0	0	0-0
	32 • Nakian Jackson 6-1, 226, Fr. Stockton, Calif./Edison HS	<ul style="list-style-type: none"> Redshirted in 2023 after appearing in three games Credited with a tackle against Utah Tech in the season opener Was a three-star recruit at Edison HS 	'23	1-2-3	0-0	0-0	0	0-0
SLB	10 • Brock Mather 6-0, 230, Sr. Ridgecrest, Calif./Bakersfield JC	<ul style="list-style-type: none"> Tallied 68 tackles while starting all 13 games in 2022 JC All-American and 2x all-conference selection while at Bakersfield JC Had 171 total tackles with 15.5 sacks in three varsity HS seasons 	'23	8-6-14	2.0-3	0-0	1	0-0
	13 • Jeremy Harris 6-0, 223, Sr. Simi Valley, Calif./Moorpark HS	<ul style="list-style-type: none"> Appeared in every game the last three seasons played Made 10 tackles against UNC in 2019 and 10 at UC Davis in 2021 Named first team all-Southern Section Div. V as a senior 	'23	6-5-11	0.5-5	0.5-5	0	0-0
NB	6 • Jace O'Hara 5-11, 199, Jr. Rolling Meadows, Ill./DuPage JC	<ul style="list-style-type: none"> Played in every game the past two seasons Named all-state and all-conference as a senior at Rolling Meadows HS Brother, Asher, played quarterback for the Hornets in '21 and '22 	'23	---	---	---	---	---
	14 • Darian Pollard 6-1, 212, So. Stockton, Calif./Lincoln HS	<ul style="list-style-type: none"> Credited with four tackles in 2022; played mostly on special teams Redshirted in 2021; was a 2020 high school graduate Was a three-time all-Tri-City Athletic League selection in HS 	'22	1-1-2	0-0	0-0	0	0-0
CB	3 • Dillon Juniel 5-9, 167, Sr. Sacramento, Calif./San Mateo JC	<ul style="list-style-type: none"> Played in all 13 games, starting 5 at CB in 2022 Tied for the team lead with two interceptions 2019 graduate of Sheldon HS in Sacramento 	'23	5-1-6	1.0-2	0-0	0	0-0
	19 • Zelman Vedder 6-3, 181, So. Manteca, Calif./Modesto JC	<ul style="list-style-type: none"> Missed all of 2022 with a knee injury Played 2021 at Modesto JC where he led the team with 4 INT A 2021 graduate of East Union HS in Manteca, Calif. 	'23	---	---	---	---	---
FS	7 • Cameron Broussard 6-3, 200, Jr. Folsom, Calif./Folsom HS	<ul style="list-style-type: none"> Ranked third on the team in tackles in 2022 Had at least one tackle in all 13 games last season Named all-Sierra Foothill League as a wide receiver at Folsom HS 	'23	2-2-4	0.0-0	0.0-0	0	0-0
	28 • Kameron Rocha 6-0, 177, Jr. San Jacinto, Calif./San Jacinto HS	<ul style="list-style-type: none"> Played in 10 games over the last two seasons Had 12 tackles as a redshirt freshman in 2021 Credited with 112 and 12 INT as a senior in HS 	'23	4-0-0	1.0-2	0-0	0	0-0
SS	21 • Kylen Ross 6-0, 178, Sr. Los Angeles, Calif./Riverside JC	<ul style="list-style-type: none"> Appeared in 11 games in 2022 Named first team all-Southern Cal Football Assoc. in 2021 Helped lead Riverside JC to a berth in the 2021 state JC title game 	'23	1-0-1	0.0-0	0-0	1	0-0
	27 • Gavin Davis-Smith 6-0, 192, Jr. Folsom, Calif./Folsom HS	<ul style="list-style-type: none"> Started 11 games at safety in 2022 Credited with at least one tackle in all 13 games Helped Folsom to a California state Div. 1-AA title as a senior 	'23	5-3-8	0.0-0	0.0-0	0	0-0
CB	1 • Caleb Nelson 6-1, 192, Sr. Roseville, Calif./North Dakota	<ul style="list-style-type: none"> Second team all-Big Sky (2022); Preseason all-Big Sky (2023) Prepped at Folsom HS where he won state titles in 2017 and 2018 Father, Leonard, played for the Hornets from 1991-92 	'23	0-2-2	0.0-0	0.0-0	0	0-0
	38 • DJ Houston 5-10, 189, Jr. Compton, Calif./Hawthorne HS	<ul style="list-style-type: none"> Appeared in 20 games over the previous two seasons Had six tackles (four solos) in 2022 Played wide receiver and corner in high school 	'23	2-1-3	0-0	0-0	0	0-0
P	96 • Connor Stutz 6-2, 216, So. Seattle, Wash./Bishop Blanchet HS	<ul style="list-style-type: none"> Redshirted in 2021 Was named to the Washington Class 3-A all-state team by the Associated Press as a senior in 2019 	'23	2	92	46.0	48	2
	91 • Cal McGough 6-2, 180, So. Geelong, Australia/St. Joseph's	<ul style="list-style-type: none"> Third team all-Big Sky (2022) Third Australian punter in the last five years (Sam Clark, Owen Hoolihan) Trained at Pro Kick Australia 	'23	6	264	44.0	52	6



ROSTER CONSTRUCTION

	HIGH SCHOOL SIGNEE	JC TRANSFER	FOUR-YEAR TRANSFER	
2017	Troy Stiefel (Yorba Linda)	---	---	
2018	Armon Bailey (Vanden) Jeremy Harris (Moorpark) Marshel Martin IV (St. Pat.-St. Vin.) Tao McClinton (Sammamish) Jett Stanley (Heritage) Jordan Stanley (Heritage) Davion Ross (Inderkum)	---	---	
2019	Parker Clayton (Folsom) Gavin Davis-Smith (Folsom) Marcus Fulcher (Bullard) Elijah Gable (Sierra Canyon) Ivan Garza (R.F. Kennedy) Tyler Hardeman (Folsom) Brandon Knott (Inderkum) Xavier Mason (Stadium) Charlie McBride (Rocklin)	---	---	
2020	Cameron Broussard (Folsom) Patrick Dean (Colony) Leke Fashola (Clayton Valley) Davin Gandy (Silverado) Jared Gipson (St. Mary's) DJ Houston (Hawthorne) Deshawn Lynch (Folsom) Chris Miller (Culver City) Tyler Perez (Chino Hills)	Darian Pollard (Lincoln) Kameron Rocha (San Jacinto) Jalin Speed (Bishop Alemany) Connor Stutz (Bishop Blanchet) Carter Sullivan (Antelope) Cobe Weeks (Grante Bay) Xavier Williams (Atwater) Mitchell Wolfe (Sumner)	Eian Moore (Sierra)	Kaden Richardson (UCD)
2021	Mason Brosseau (Hanford) Zach Corbitt (Vista Del Lago) Oge Feo (Bethel) Sawyer Hays (Christian Bros.) Michael Johnson (Pacifica) Aiden Meek (Garces)	Nathan Mejia (Cathedral) Kenndel Riley (Capital Christian) Will Schalde (Lemmore) Jackson Slater (Newport) Ty Smith (Apple Valley) Elijah Tao-Tolliver (Reed)	Jace O'Hara (DuPage)	Kaiden Bennett (Nevada)
2022	Koa Akui (Hilo) Daizon Allen (Bullard) Hunter Boeddeker (Bishop Diego) Zeke Burnett (Elk Grove) AJ Campos (Upland) Justin Davis (Oaks Christian) Ashar Granger (JW North) Maximillian Haro (Salesian) Tyler Henry (De La Salle)	Riley Hernandez (Liberty) Nakian Jackson (Edison) Lamont Johnson-Burrell (Sac) Nova Kebeli (Portola) Coleman Kuntz (Etiwanda) Cal McGough (Australia) Elias Mullican (Rocklin) Alex Rocha (Bakersfield) Brandon Sousa (Foothill)	Ben Ahio (Fresno City) Matt Bautista (Feather River) Carlos Hill (Antelope Valley) Dillon Juniel (San Mateo) Brock Mather (Bakersfield) Sawyer Merrill (Amer. River) Kysten Ross (Riverside) Zelmar Vedder (Modesto)	Austin Jarrard (Oklahoma St.) Caleb Nelson (North Dakota)
2023	Currion Borders (Antelope) Mekhei Byrd (Natomas) Xander Chisolm (Liberty) Carson Conklin (Centennial) Joey Cook (Marin Catholic) Jayden Flaig (Yorba Linda) Darren Gandy (Silverado) Cole Gretlein (Liberty) Evan Kiely (Pitman)	Davis May (Garces Memorial) Richard McKay (Clayton Valley) Anta'Veon McKenzie (Edison) Fata Puloka (Monterey Trail) Danny Scudero (Arch. Mitty) Onterio Smith Jr. (Folsom) Jose Soto (Tulare Western) Kyle Stahlekcer (Oakmont) Jayden Weber (Serra)	Josh Cashiola (Fresno City) Franklin Daniels (Contra Costa) David Dean (Fresno City) Pete Haunga (Chabot) Kinnick Manley (Dodge City) Ezra Moleni (San Mateo) Zach Schreiner (Amer. River)	Carson Camp (South Dakota) Anderson Grover (Wash. St.) Kaleb Higgins (Cal) Elliott Johnson (Lincoln) Ashton Moultrie (Greenville) Jason Oliver (Colorado)



THE LAST TIME...

SCORING

All Games

Scored 40+ points	63 vs. Incarnate Word (12/9/22)
Scored 50+ points	63 vs. Incarnate Word (12/9/22)
Scored 60+ points	63 vs. Incarnate Word (12/9/22)
Scored 70+ points	77 vs. Southern Oregon (8/31/19)

Was held to 10 or fewer points	7 at Arizona State (9/6/19)
Was held to 7 or fewer points	7 at Arizona State (9/6/19)
Was shut out	44-0 at Southern Utah (10/17/15)
Was shut out in the first half	21-0 vs. Austin Peay (12/7/19)
Was shut out in the second half	14-0 at Idaho (8/31/17)
Was shut out in back-to-back games	24-0 at San Jose State (8/28/13) 55-0 at Arizona State (9/5/13)

Allowed 40+ points	66 vs. Incarnate Word (12/9/22)
Allowed 50+ points	66 vs. Incarnate Word (12/9/22)
Allowed 60+ points	66 vs. Incarnate Word (12/9/22)
Allowed 70+ points	75 at Nevada (1977)
Allowed a safety	Cal Poly (11/6/21)
Allowed a two-point conversion	Josh Ngaluafé sack of Jake Dunniway in end zone Miles Hastings to Chaz Davis vs. UC Davis (11/19/22)

Held an opponent to 10 or fewer points	6 vs. Texas A&M-Commerce (9/9/23)
Held an opponent to 7 or fewer points	6 vs. Texas A&M-Commerce (9/9/23)
Shut out an opponent	44-0 vs. Northern Arizona (10/23/21)
Shut out an opponent in the first half	24-0 at Portland State (11/11/22)
Shut out an opponent in the second half	7-0 vs. Texas A&M-Commerce (9/9/23)
Back-to-back shutouts	38-0 at Nevada (10/31/64) 6-0 vs. Humboldt State (11/7/64)

Overtime	W 41-34 (1OT) vs. Montana (10/22/22)
Overtime victory	W 41-34 (1OT) vs. Montana (10/22/22)

Overcame halftime deficit to win	Trailed 21-17, won 38-31 vs. Richmond (12/3/22)
Won after trailing entering 4th quarter	Trailed 31-24, win 38-31 vs. Richmond (12/3/22)

Surrendered halftime lead in loss	Led 9-7, lost 34-16 vs. UNI (9/11/21)
Lost after leading entering the 4th quarter	Led 14-13, lost 28-24 at San Diego State (9/8/18)

Home Games

Scored 40+ points	63 vs. Incarnate Word (12/9/22)
Scored 50+ points	63 vs. Incarnate Word (12/9/22)
Scored 60+ points	63 vs. Incarnate Word (12/9/22)
Scored 70+ points	77 vs. Southern Oregon (8/31/19)

Was held to 10 or fewer points	7 vs. North Dakota (10/8/16)
Was held to 7 or fewer points	7 vs. North Dakota (10/8/16)
Was shut out	31-0 vs. Portland State (10/9/04)
Was shut out in a half	21-0 (first half), vs. Austin Peay (12/7/19)
Was shut out in back-to-back games	10-0 vs. UC Davis (10/9/54) 40-0 vs. Chico State (10/23/54)

Allowed 40+ points	66 vs. Incarnate Word (12/9/22)
Allowed 50+ points	66 vs. Incarnate Word (12/9/22)
Allowed 60+ points	66 vs. Incarnate Word (12/9/22)

Held an opponent to 10 or fewer points	6 vs. Texas A&M-Commerce (9/9/23)
Held an opponent to 7 or fewer points	6 vs. Texas A&M-Commerce (9/9/23)
Shut out an opponent	44-0 vs. Northern Arizona (10/23/21)
Shut out an opponent in the first half	37-0 vs. Northern Arizona (10/23/21)
Shut out an opponent in the second half	17-0 vs. Cal Poly (11/6/21)
Back-to-back shutouts	14-0 vs. Chico State (11/2/68) 76-0 vs. San Francisco (11/16/68)

Away/Neutral Games

Scored 40+ points	45 at Portland State (11/11/22)
Scored 50+ points	52 at Eastern Washington (10/15/22)
Scored 60+ points	Never
Scored 70+ points	Never

Was held to 10 or fewer points	7 at Arizona State (9/6/19)
Was held to 7 or fewer points	7 at Arizona State (9/6/19)
Was shut out	44-0 at Southern Utah (10/17/15)
Was shut out in the first half	3-0 at Arizona State (9/16/19)
Was shut out in the second half	14-0 at Idaho (8/31/17)

Was shut out in back-to-back games	24-0 at San Jose State (8/28/13) 55-0 at Arizona State (9/5/13)
------------------------------------	--

Allowed 40+ points	42 at Cal (9/19/21)
Allowed 50+ points	56 vs. UC Davis (11/18/18, Reno, Nev.)
Allowed 60+ points	68 at Montana (10/15/16)
Allowed 70+ points	75 at Nevada (10/29/77)

Held an opponent to 10 or fewer points	10 at Colorado State (9/24/22)
Held an opponent to 7 or fewer points	7 at UC Davis (11/20/21)
Shut out an opponent	14-0 at Northern Colorado (10/8/11)
Shut out an opponent in the first half	24-0 at Portland State (11/11/22)
Shut out an opponent in the second half	17-0 at Colorado State (9/24/22)
Back-to-back shutouts	Never

vs. NATIONALLY RANKED OPPONENTS

vs. Stats Perform Top 25

Defeated a ranked opponent	39-31 vs. #13 Richmond (12/3/22)
Defeated a ranked opponent at home	39-31 vs. #13 Richmond (12/3/22)
Defeated a ranked opponent on the road	33-30 at #5 Weber State (11/5/22)
Defeated a ranked opponent in consec. chances	31-24 (ot) vs. #7 Montana (10/22/22) 31-28 vs. #14 Idaho (10/29/22); 33-30 at #5 Weber State (11/5/22); 27-21 vs. #24 UC Davis (11/19/22); 39-31 vs. #13 Richmond (12/3/22)
Defeated a ranked opponent in 3 consec. chances	31-24 (ot) vs. #7 Montana (10/22/22) 31-28 vs. #14 Idaho (10/29/22); 33-30 at #5 Weber State (11/5/22); 27-21 vs. #24 UC Davis (11/19/22); 39-31 vs. #13 Richmond (12/3/22)
Lost to a ranked opponent	66-63 vs. #7 Incarnate Word (12/9/22)
Lost to a ranked opponent at home	66-63 vs. #7 Incarnate Word (12/9/22)
Lost to a ranked opponent on the road	56-13 vs. #9 UC Davis (11/17/18, Reno, Nev.)

SACRAMENTO STATE TEAM OFFENSE

Total Offense

400 yards or more of total offense	503 vs. Texas A&M-Commerce (9/9/23)
500 yards or more of total offense	503 vs. Texas A&M-Commerce (9/9/23)
600 yards or more of total offense	738 vs. Incarnate Word (12/9/22)

Consec. games with 500+ yards of total offense	3, 2022
.....564 at Cal Poly (10/1); 622 vs. Northern Colorado (10/8); at Eastern Washington (10/15)	
3 consec. games with 500+ yards of total offense	3, 2022
.....564 at Cal Poly (10/1); 622 vs. Northern Colorado (10/8); at Eastern Washington (10/15)	

300 or fewer yards of total offense	245 at Fresno State (9/21/19)
200 or fewer yards of total offense	190 at Idaho (8/31/17)
100 or fewer yards of total offense	82 at Boise State (8/31/06)

Rushing Yards

250 or more rushing yards	311 vs. Texas A&M-Commerce (9/9/23)
300 or more rushing yards	311 vs. Texas A&M-Commerce (9/9/23)
350 or more rushing yards	385 at Eastern Washington (10/15/22)
400 or more rushing yards	470 vs. Idaho State (11/6/99)

Was held to 100 or fewer rushing yards	72 vs. Richmond (12/3/22)
Was held to 50 or fewer rushing yards	12 at Fresno State (9/21/21)
Was held to negative rushing yards	-20 at Idaho State (11/4/06)

Rushing Touchdowns

3+ rushing touchdowns	3 vs. Texas A&M-Commerce (9/9/23)
4+ rushing touchdowns	4 vs. Incarnate Word (12/9/22)
5+ rushing touchdowns	5 vs. Northern Colorado (10/8/22)
6+ rushing touchdowns	6 vs. Portland State (11/12/16)

Was held without a rushing touchdown	vs. South Dakota State (12/4/21)
Was held without a rushing touchdown in consec. games	4, 2015
.....Northern Colorado (10/3), Montana State (10/10), Southern Utah (10/17), Idaho State (10/24)	

Passing Yards

Had 300 or more passing yards	405 vs. Incarnate Word (12/9/22)
Had 350 or more passing yards	405 vs. Incarnate Word (12/9/22)
Had 400 or more passing yards	405 vs. Incarnate Word (12/9/22)
Had 450 or more passing yards	463 vs. Montana State (10/4/14)
Had 500 or more passing yards	554 at Portland State (11/16/13)*

200 or fewer passing yards	192 vs. Texas A&M-Commerce (9/9/23)
150 or fewer passing yards	92 vs. Idaho (10/29/22)
100 or fewer passing yards	92 vs. Idaho (10/29/22)



THE LAST TIME...

Passing Touchdowns

3 or more passing touchdowns	4 vs. Incarnate Word (12/9/22)
4 or more passing touchdowns	4 vs. Incarnate Word (12/9/22)
5 or more passing touchdowns	5 vs. Northern Colorado (9/14/19)

Held without a passing touchdown	at UC Davis (11/20/21)
Held without a passing touchdown in consec. games	(2) vs. Portland State (11/12/16)
	at UC Davis (11/19/16)

First Downs

25 or more first downs	28 vs. Texas A&M-Commerce (9/9/23)
30 or more first downs	49 vs. Incarnate Word (12/9/22)
40 or more first downs	49 vs. Incarnate Word (12/9/22)

15 or fewer first downs	14 at Fresno State (9/21/19)
10 or fewer first downs	9 vs. Weber State (9/16/17)
5 or fewer first downs	5 vs. Montana State (10/14/06)

Turnovers

Lost 3 or more fumbles	3 at Portland State (11/11/22)
Lost 4 or more fumbles	4 vs. Idaho State (10/22/05)
Lost 5 or more fumbles	5 vs. UC Davis (10/27/01)
Did not lose a fumble	vs. Texas A&M-Commerce (9/9/23)
Did not lose a fumble in consec. games	at Nicholls (8/31/23)
	vs. Texas A&M-Commerce (9/9/23)

Threw 3 or more interceptions	3 vs. Richmond (12/3/22)
Threw 4 or more interceptions	4 vs. Montana (11/12/05)
Threw 5 or more interceptions	5 vs. Montana (10/13/07)
Did not throw an interception	at Portland State (11/11/22)
Did not throw an interception in consec. games	(2) at Weber State (11/5/22);
	at Portland State (11/11/22)

5 or more turnovers	6 vs. UNI (9/11/21)
6 or more turnovers	6 vs. UNI (9/11/21)
Did not commit a turnover	at UNI (9/17/22)
Did not commit a turnover in consec. games	2, 2021
	at Idaho State (9/25) & vs. Southern Utah (10/9)

Time of Possession

35:00 or more time of possession	38:28 vs. Incarnate Word (12/9/22)
36:00 or more time of possession	38:28 vs. Incarnate Word (12/9/22)
37:00 or more time of possession	38:28 vs. Incarnate Word (12/9/22)
38:00 or more time of possession	38:28 vs. Incarnate Word (12/9/22)
39:00 or more time of possession	39:04 vs. Northern Arizona (10/23/21)
40:00 or more time of possession	40:43 vs. Montana (9/24/11)

23:00 or less time of possession	22:09 vs. Montana (10/22/22)
22:00 or less time of possession	21:45 vs. Austin Peay (12/7/19)
21:00 or less time of possession	20:49 vs. Northern Colorado (10/28/06)

Penalties

10 or more penalties	12 at Cal Poly (10/1/22)
12 or more penalties	12 at Cal Poly (10/1/22)
15 or more penalties	15 vs. Menlo (9/20/14)

5 or less penalties	4 vs. Texas A&M-Commerce (9/9/23)
3 or less penalties	1 at Portland State (11/11/22)
1 or less penalty	1 at Portland State (11/11/22)

Penalty Yards

75 or more penalty yards	80 at Nicholls (8/31/23)
100 or more penalty yards	105 at Cal Poly (10/1/22)
125 or more penalty yards	147 at Fresno State (9/21/19)
150 or more penalty yards	157 vs. Saint Mary's (9/6/03)

40 or less penalty yards	40 vs. Texas A&M-Commerce (9/9/23)
20 or less penalty yards	5 at Portland State (11/11/22)
10 or less penalty yards	5 at Portland State (11/11/22)

Sacks Allowed

Did not allow a sack	vs. Texas A&M-Commerce (9/9/23)
Allowed 4+ sacks	4 vs. North Dakota (10/20/18)
Allowed 5+ sacks	5 at Montana (9/22/18)
Allowed 6+ sacks	6 at Montana State (11/14/09)

SACRAMENTO STATE INDIVIDUAL RUSHING

Attempts

25+ rushing attempts	25, Asher O'Hara at Weber State (11/5/22)
30+ rushing attempts	30, Elijah Dotson at Montana (9/22/18)
35+ rushing attempts	40, Bryan Hilliard at Idaho State (11/22/08)
40+ rushing attempts	40, Bryan Hilliard at Idaho State (11/22/08)

Yards

100+ rushing yards	101, Kaiden Bennett vs. Texas A&M-Commerce (9/9/23)
150+ rushing yards	201, Cameron Skattebo at Eastern Washington (10/15/22)
200+ rushing yards	201, Cameron Skattebo at Eastern Washington (10/15/22)
100+ rushing yards (QB)	129, Asher O'Hara vs. Idaho (10/29/22)

Consecutive 100-yard games	4, Cameron Skattebo (2022)
153 vs. Utah Tech (9/3) & 110 at UNI (9/17); 111 vs. Montana (10/22); 134 vs. Idaho (10/29/22)	
Consecutive 150-yard games	2, Jordan Robinson (2016)
	262 vs. Portland State (11/12); 152 at UC Davis (11/19)
Consecutive 200-yard games	2, Charles Roberts
	219 v. Saint Mary's (9/2/00); 240 vs. Cal Poly (9/9/00)

50-yard+ run	57 (td), Caameron Skattebo vs. Utah Tech (9/3/22)
60-yard+ run	83 (td), Elijah Dotson vs. Portland State (10/27/18)
70-yard+ run	83 (td), Elijah Dotson vs. Portland State (10/27/18)
80-yard+ run	83 (td), Elijah Dotson vs. Portland State (10/27/18)

Touchdowns

3+ rushing TDs	3, Asher O'Hara at Eastern Washington (10/15/22)
4+ rushing TDs	4, Kevin Thomson vs. Southern Utah (9/23/17)
5+ rushing TDs	5, Charles Roberts vs. Idaho State (11/6/99)
Two players rush for 2 or more TDs	Elijah Dotson (3), BJ Perkinson (2) at Cal Poly (10/26/19)

SACRAMENTO STATE INDIVIDUAL PASSING

Attempts

30+ attempts	32, Jake Dunningway vs. Incarnate Word (12/9/22)
35+ attempts	39, Jake Dunningway vs. Richmond (12/3/22)
40+ attempts	43, Jake Dunningway vs. South Dakota State (12/4/21)
45+ attempts	53, Asher O'Hara vs. UNI (9/11/21)
50+ attempts	53, Asher O'Hara vs. UNI (9/11/21)
55+ attempts	55, Kevin Thomson vs. UC Davis (11/23/19)

Completions

20+ completions	20, Jake Dunningway vs. Northern Colorado (10/8/22)
25+ completions	26, Jake Dunningway vs. South Dakota State (12/4/21)
30+ completions	32, Asher O'Hara vs. UNI (9/11/21)
35+ completions	37, Garrett Safron vs. Montana (11/2/13)*

Yards

300+ passing yards	317, Jake Dunningway vs. Richmond (12/3/22)
350+ passing yards	370, Jake Dunningway at Cal (9/18/21)
400+ passing yards	425, Garrett Safron vs. Southern Utah (11/8/14)
500+ passing yards	554, Garrett Safron at Portland State (11/16/13)*

Consecutive 250+ passing yards	2, Jake Dunningway (2021)
	370 at Cal (9/16/21) & 320 at Idaho State (9/25/21)
Consecutive 300+ passing yards	2, Jake Dunningway (2021)
	370 at Cal (9/16/21) & 320 at Idaho State (9/25/21)

50-yard+ completion	51 (td), Jake Dunningway to Pierre Williams vs. Richmond (12/3/22)
60-yard+ completion	60 (td), Jake Dunningway to Marcus Fulcher at Idaho State (9/25/21)
70-yard+ completion	75 (td), Kevin Thomson to Pierre Williams vs. Southern Ore. (8/31/19)
80-yard+ completion	88, Kevin Thomson to Elijah Dotson vs. Northern Colorado (9/14/19)
90-yard+ completion	91, Ricky Ray to Lamont Webb at CSUN (10/16/99)

Touchdowns

3+ passing TDs	3, Jake Dunningway at Eastern Washington (10/15/22)
4+ passing TDs	4, Jake Dunningway at Northern Arizona (11/9/19)
5+ passing TDs	5, Kevin Thomson vs. Northern Colorado (9/14/19)
6+ passing TDs	7, Garrett Safron vs. Southern Oregon (9/14/13)
7+ passing TDs	7, Garrett Safron vs. Southern Oregon (9/14/13)
Non-QB threw a TD pass	Cameron Skattebo (RB) to Marshal Martin (TE), 19 yards,
	vs. Incarnate Word (12/9/22)
Two players with 2+ passing TDs	Asher O'Hara (2) & Jake Dunningway (2)
	vs. Utah Tech (9/3/22)



THE LAST TIME...

SACRAMENTO STATE INDIVIDUAL RECEIVING

Receptions

8+ receptions.....	12, Marshel Martin, vs. Incarnate Word (12/9/22)
10+ receptions.....	12, Marshel Martin vs. Incarnate Word (12/9/22)
11+ receptions.....	12, Marshel Martin vs. Incarnate Word (12/9/22)
12+ receptions.....	12, Marshel Martin vs. Incarnate Word (12/9/22)
13+ receptions.....	16, DeAndre Carter vs. Southern Utah (11/8/14)*
14+ receptions.....	16, DeAndre Carter vs. Southern Utah (11/8/14)*
15+ receptions.....	16, DeAndre Carter vs. Southern Utah (11/8/14)*

Consecutive 8+ reception games.....	2, Marshel Martin (2022)
.....	10 vs. Richmond (12/3/22); 12 vs. Incarnate Word (12/9/22)
Consecutive 10+ reception games.....	2, Marshel Martin (2022)
.....	10 vs. Richmond (12/3/22); 12 vs. Incarnate Word (12/9/22)

Yards

100+ receiving yards.....	144, Marshel Martin; 102, Pierre Williams vs. Incarnate Word (12/9/22)
125+ receiving yards.....	148, Marshel Martin vs. Richmond (12/3/22)
150+ receiving yards.....	153, Pierre Williams vs. Montana (10/19/19)
175+ receiving yards.....	176, Andre Lindsey vs. Incarnate Word (9/9/17)
200+ receiving yards.....	273, DeAndre Carter vs. Southern Utah (11/8/14)

Consecutive 100-yard games.....	2, Marshel Martin (2022)
.....	148 vs. Richmond (12/3/22); 144 vs. Incarnate Word (12/9/22)
.....	2, Pierre Williams (2022)
.....	107 vs. Richmond (12/3/22); 102 vs. Incarnate Word (12/9/22)
3+ consecutive 100-yard games.....	3, Pierre Williams (2021)
.....	122 vs. UNI (9/11/21); 121 at Cal (9/18/21) & 130 at Idaho State (9/25/21)

Touchdowns

2+ receiving TDs.....	2, Marshel Martin; 2 Pierre Williams vs. Incarnate Word (12/9/22)
3+ receiving TDs.....	3, Pierre Williams vs. Southern Oregon (8/31/19)
4+ receiving TDs.....	4, DeAndre Carter vs. Southern Utah (11/8/14)
5+ receiving TDs.....	5, DeAndre Carter vs. Southern Oregon (9/14/13)
Two players with 2+ TD receptions.....	Marshel Martin (2) & Pierre Williams (2) vs. Incarnate Word (12/9/22)

SACRAMENTO STATE MISCELLANEOUS OFFENSE

Two 100-yard rushers.....	Marcus Fulcher (108); Cameron Skattebo (101) vs. Incarnate Word (12/9/22)
---------------------------	---

Two 100-yard receivers.....	Marshel Martin (144) & Pierre Williams (102) vs. Incarnate Word (12/9/22)
-----------------------------	---

100-yard rusher & 100-yard rec.....	Marcus Fulcher (108 rush); Cameron Skattebo (101 rush) & Marshel Martin (144 rec.); Pierre Williams (102 rec.) vs. Incarnate Word (12/9/22)
-------------------------------------	---

300-yard passer & 100-yard rusher.....	Jake Dunningway (328 pass) & Cameron Skattebo (117 rush) vs. Northern Arizona (10/23/21)
--	--

300-yard passer & 100-yard receiver.....	Jake Dunningway (317 pass) & Marsehl Martin (148) & Pierre Williams (107) vs. Richmond (12/3/22)
--	--

300-yard passer, 100-yard rush. & 100-yard rec.....	Jake Dunningway (328 pass), Cameron Skattebo (117 rush) & Marshel Martin (117 rec.) vs. Northern Arizona (10/23/21)
---	---

Player with 200 passing and 100 rushing yards.....	Kevin Thomson (300 pass, 116 rush) vs. UC Davis (11/23/19)
--	--

Player with 100 passing and 100 rushing yards.....	Kaiden Bennett (176 pass, 101 rush) vs. Texas A&M-Commerce (9/9/23)
--	---

Player with 300+ yards of total offense.....	311, Jake Dunningway (317 pass, -6 rush) vs. Richmond (12/3/22)
--	---

Player with 400+ yards of total offense.....	416, Kevin Thompson (300 pass, 116 rush) vs. UC Davis (11/23/19)
--	--

Player with 500+ yards of total offense.....	609, Garrett Safron (463 pass, 146 rush) vs. Montana State (10/4/14)
--	--

Player with 300+ all-purpose yards.....	300, Jordan Robinson (262 rush, 38 rec) vs. Portland State (11/12/16)
---	---

Player with 5+ TDs responsible for.....	6 (4p/2r), Kevin Thomson vs. Montana (10/19/19)
---	---

Player with 6+ TDs responsible for.....	6 (4p/2r), Kevin Thomson vs. Montana (10/19/19)
---	---

Player with 3+ touchdowns scored.....	3, Marshel Martin (2 rec/1 rush) vs. UIW (12/9/22)
---------------------------------------	--

Player with 4+ touchdowns scored.....	4 (rush), Kevin Thomson vs. Southern Utah (9/23/17)
---------------------------------------	---

Player with 5+ touchdowns scored.....	5 (rec), DeAndre Carter vs. Southern Oregon (9/14/13)
---------------------------------------	---

Game-winning TD with less than 1:00.....	0:23, Pierre Williams (rec.) at NAU (11/9/19)
--	---

Two-point conversion.....	Marcus Fulcher pass from Asher O'Hara vs. Incarnate Word (12/9/22)
---------------------------	--

SACRAMENTO STATE TEAM DEFENSE

Total Defense

Allowed 250 or fewer total yards.....	206 vs. Texas A&M-Commerce (9/9/23)
Allowed 200 or fewer total yards.....	175 vs. Northern Colorado (10/8/22)
Allowed 150 or fewer total yards.....	72 at Northern Colorado (10/8/11)
Allowed 100 or fewer total yards.....	72 at Northern Colorado (10/8/11)

Allowed 450 or more total yards.....	579 vs. Incarnate Word (12/9/22)
Allowed 500 or more total yards.....	579 vs. Incarnate Word (12/9/22)
Allowed 550 or more total yards.....	579 vs. Incarnate Word (12/9/22)
Allowed 600 or more total yards.....	691 vs. UC Davis (11/17/18, Reno, Nev.)
Allowed 650 or more total yards.....	691 vs. UC Davis (11/17/18, Reno, Nev.)
Allowed 700 or more total yards.....	713 at Portland State (11/16/13)
Allowed consec. 500+ yards of total offense.....	604 vs. North Dakota (10/20/18)
.....	546 vs. Portland State (10/27/18)
Allowed 3+ consec. 500+ yards of total offense.....	674 vs. Cal Poly (10/29/16)
.....	522 vs. Portland State (11/12/16)
.....	598 at UC Davis (11/19/16)

Allowed consec. 600+ yards of total offense.....	625 vs. North Dakota (10/8/16)
.....	655 at Montana (10/15/16)

Rushing Defense

Allowed 100 or fewer rushing yards.....	97 at Nicholls (8/31/23)
Allowed 50 or fewer rushing yards.....	43 vs. Southern Utah (10/9/21)
Allowed 10 or fewer rushing yards.....	-2, Idaho State (9/29/12)
Allowed negative rushing yards.....	-2, Idaho State (9/29/12)

Allowed 250 or more rushing yards.....	342 vs. Incarnate Word (12/9/22)
Allowed 300 or more rushing yards.....	342 vs. Incarnate Word (12/9/22)
Allowed 350 or more rushing yards.....	480 vs. North Dakota (10/20/18)
Allowed 400 or more rushing yards.....	480 vs. North Dakota (10/20/18)
Allowed 450 or more rushing yards.....	480 vs. North Dakota (10/20/18)
Allowed 500 or more rushing yards.....	527 vs. Cal Poly (10/29/16)

Rushing Touchdown Defense

Did not allow a rushing TD.....	at Colorado State (9/24/22)
Did not allow a rushing TD in consec. games.....	3, 2109 vs. Southern Oregon (8/31); at Arizona State (9/6); vs. Northern Colorado (9/14)

Allowed 3+ rushing TDs.....	4 vs. Incarnate Word (12/9/22)
Allowed 4+ rushing TDs.....	4 vs. Incarnate Word (12/9/22)
Allowed 5+ rushing TDs.....	5 vs. North Dakota (10/20/18)

Passing Defense

Allowed 200 or fewer passing yards.....	72 vs. Texas A&M-Commerce (9/9/23)
Allowed 100 or fewer passing yards.....	72 vs. Texas A&M-Commerce (9/9/23)
Allowed 50 or fewer passing yards.....	16 vs. Cal Poly (10/6/18)

Allowed 300 or more passing yards.....	307 vs. UC Davis (11/19/22)
Allowed 350 or more passing yards.....	370 at Eastern Washington (10/15/22)
Allowed 400 or more passing yards.....	506 vs. Utah Tech (9/3/22)
Allowed 450 or more passing yards.....	506 vs. Utah Tech (9/3/22)
Allowed 500 or more passing yards.....	506 vs. Utah Tech (9/3/22)

Passing Touchdown Defense

Did not allow a passing TD.....	vs. Texas A&M-Commerce (9/9/23)
Did not allow a passing TD in consec. games.....	(3) at Montana (10/16/21); vs. Northern Arizona (10/23/21); at Northern Colorado (10/30/21)

Allowed 3+ passing TDs.....	3 vs. Richmond (12/3/22)
Allowed 4+ passing TDs.....	4 vs. UC Davis (11/17/18, Reno, Nev.)
Allowed 5+ passing TDs.....	6 at Eastern Washington (9/30/17)

Tackles for Loss

8+ TFLs.....	8 vs. Portland State (11/13/21)
9+ TFLs.....	10 vs. Cal Poly (11/6/21)
10+ TFLs.....	10 vs. Cal Poly (11/6/21)
8+ TFLs in consec. games.....	(2) 10 vs. Cal Poly (11/6/21); 8 vs. Portland State (11/13/21)



THE LAST TIME...

Sacks

4+ sacks.....	4 at Montana (10/16/21)
5+ sacks.....	5 at Dixie State (9/4/21)
6+ sacks.....	6 at Cal Poly (10/26/19)
7+ sacks.....	10 vs. Idaho State (11/12/11)
8+ sacks.....	10 vs. Idaho State (11/12/11)
9+ sacks.....	10 vs. Idaho State (11/12/11)
10+ sacks.....	10 vs. Idaho State (11/12/11)
Did not have a sack.....	vs. UC Davis (11/19/22)
5+ sacks in consec. games.....	(2) 6 vs. Montana (10/19/19); 6 at Cal Poly (10/26/19)

Forced Turnovers

Recovered 3+ fumbles.....	4 vs. Weber State (9/28/13)
Recovered 4+ fumbles.....	4 vs. Weber State (9/28/13)

Intercepted 3+ passes.....	3 vs. Utah Tech (9/3/22)
Intercepted 4+ passes.....	4 vs. Southern Oregon (8/31/19)

Forced 5+ turnovers.....	5 vs. Incarnate Word (9/9/17)
Forced 6+ turnovers.....	6 vs. Northern Arizona (10/1/05)
Forced 7+ turnovers.....	7 vs. Saint Mary's (9/6/03)

Did not force a turnover.....	vs. Incarnate Word (12/9/22)
Did not force a turnover in consec. games.....	(2) Cal Poly (10/26/19) & Weber State (11/2/19)

First Downs Allowed

Allowed 15 or fewer first downs.....	13 vs. Texas A&M-Commerce (9/9/23)
Allowed 10 or fewer first downs.....	9 vs. Northern Colorado (10/8/22)
Allowed 5 or fewer first downs.....	5 at Northern Colorado (10/8/11)

Allowed 25+ first downs.....	25 vs. Incarnate Word (12/9/22)
Allowed 30+ first downs.....	30 at Fresno State (9/21/19)
Allowed 35+ first downs.....	35 at Northern Arizona (10/28/17)

Team Defensive Miscellaneous

Scored multiple defensive touchdowns.....	2 vs. Eastern Washington (10/6/19)
Scored a defensive safety.....	Intentional grounding in the end zone (Erickson pressure) at Dixie State (9/4/21)
Scored a special teams safety.....	Ball snapped over punters head at Weber State (11/5/22)

SACRAMENTO STATE INDIVIDUAL DEFENSE

Tackles

10+ total tackles.....	13, Brock Mather; 10, Jett Stanley vs. Montana (10/22/22)
15+ total tackles.....	15, Immanuel Anderson, vs. UC Davis (11/17/18)
20+ total tackles.....	21, Darnell Sankey vs. Montana State (10/4/14)
25+ total tackles.....	27, Darnell Sankey at Weber State (9/19/15)

Tackles for Loss

3+ TFLS.....	3.0, Armon Bailey at Portland State (11/11/22)
4+ TFLS.....	4.0, Josiah Erickson vs. Cal Poly (11/6/21)
5+ TFLS.....	6.0, Zack Nash vs. Idaho State (11/12/11)

Sacks

2+ sacks.....	2.0, DeShawn Lynch at Nicholls (8/31/23)
3+ sacks.....	3.0, Armon Bailey vs. Idaho (10/29/22)
4+ sacks.....	5.0, Zach Nash vs. Idaho State (11/12/11)

Interceptions

2+ interceptions in a game.....	2, Marte Mapu vs. Southern Utah (10/9/21)
3+ interceptions in a game.....	3, Dre Terrell vs. Incarnate Word (9/9/17)

Fumbles

Forced 2+ fumbles.....	2, Cameron Broussard vs. Cal Poly (11/6/21)
Recovered 2+ fumbles.....	2, David Coleman at Northern Colorado (10/9/10)

Scoring

TD on an interception return.....	Brock Mather, 22 yards at Eastern Washington (10/15/22)
TD on a fumble return.....	George Obinna, 66 yards, vs. Eastern Washington (10/6/19)
Safety via a tackle in the end zone.....	Darion Choates vs. Northern Colorado (9/14/19)

SACRAMENTO STATE INDIVIDUAL SPECIAL TEAMS

Kickoff Returns

50+ yard kickoff return.....	95 (td) Elijah Tau-Tolliver vs. Richmond (12/3/22)
60+ yard kickoff return.....	95 (td) Elijah Tau-Tolliver vs. Richmond (12/3/22)
70+ yard kickoff return.....	95 (td) Elijah Tau-Tolliver vs. Richmond (12/3/22)
80+ yard kickoff return.....	95 (td) Elijah Tau-Tolliver vs. Richmond (12/3/22)
90+ yard kickoff return.....	95 (td) Elijah Tau-Tolliver vs. Richmond (12/3/22)

TD on a kickoff return.....	95, Elijah Tau-Tolliver vs. Richmond (12/3/22)
TD on a KOR to open a game.....	Never

Punt Returns

30+ yard punt return.....	36, Anderson Grover at Nicholls (8/31/23)
40+ yard punt return.....	44, Marcus Fulcher at Colorado State (9/24/22)
50+ yard punt return.....	90 (td), Isiah Hennie vs. Cal Poly (10/29/16)

TD on a punt return.....	Isiah Hennie, 90 yards vs. Cal Poly (10/29/16)*
--------------------------	---

Field Goals/PAT

3+ field goals.....	3, Kyle Sentkowski at UNI (9/17/22)
4+ field goals.....	5, Brad Cornish vs. Weber State (9/13/14)*
5+ field goals.....	5, Brad Cornish vs. Weber State (9/13/14)*
Game-winning FG with less than 1:00.....	0:00, Edgar Castaneda (30 yds) at Colorado (9/8/12)

Made 40+ yard field goal.....	40, Zach Schreiner vs. Texas A&M-Commerce (9/9/23)
Made 45+ yard field goal.....	46, Kyle Sentkowski vs. Northern Colorado (10/8/22)
Made 50+ yard field goal.....	51, Kyle Sentkowski vs. Cal Poly (11/6/21)

Made 5+ PATS.....	5, Zach Schreiner at Nicholls (8/31/23)
Made 6+ PATS.....	7, Kyle Sentkowski vs. Incarnate Word (12/9/22)
Made 7+ PATS.....	7, Kyle Sentkowski vs. Incarnate Word (12/9/22)

Blocked Kicks/Onside Kick

Blocked an extra point.....	Todd Davis vs. Southern Utah (9/21/13)
Blocked a field goal.....	(2) Marte Mapu & Caleb Nelson vs. Montana (10/22/22)
Blocked a punt.....	Andre Lindsey at Idaho State, 9/24/16
TD on a blocked field goal.....	Ernest Jenkins, 74 yards, at Cal Poly (11/11/17)
TD on a blocked punt.....	Tyler Meteer, 43 yards, vs. UC Davis (11/21/15)
Defensive two-point conversion.....	Allen Perryman vs. North Dakota (10/20/18)
Recovered a successful onside kick.....	Cameron Skattebo vs. Incarnate Word (12/9/22)

OPPONENT INDIVIDUAL RUSHING

Attempts

25+ rushing attempts.....	25, Josh Davis, Weber State (11/2/19)
30+ rushing attempts.....	32, Joe Protheroe, Cal Poly (10/6/18)
35+ rushing attempts.....	38, Manusamoa Luuga, UC Davis (11/19/2016)

Yards

100+ rushing yards.....	176, Marcus Cooper; 166, Lindsey Scott, Incarnate Word (12/9/22)
150+ rushing yards.....	176, Marcus Cooper; 166, Lindsey Scott, Incarnate Word (12/9/22)
200+ rushing yards.....	210, Joe Logan, Northern Arizona (11/9/19)
100+ rushing yards (QB).....	164, JaVaughn Craig, Austin Peay (12/7/19)

Consecutive 100-yard games.....	177, Josh Davis, Weber State (11/2/19)
.....	210, Joe Logan, Northern Arizona (11/9/19)
Consecutive 150-yard games.....	177, Josh Davis, Weber State (11/2/19)
.....	210, Joe Logan, Northern Arizona (11/9/19)

50-yard+ run.....	67 (td), Marcus Cooper; 64 (td), Incarnate Word (12/9/22)
60-yard+ run.....	67 (td), Marcus Cooper; 64 (td), Incarnate Word (12/9/22)
70-yard+ run.....	92 (td), Eric Barriere, Eastern Washington (10/5/19)
80-yard+ run.....	92 (td), Eric Barriere, Eastern Washington (10/5/19)

Touchdowns

3+ rushing TDs.....	3, Joe Logan, Northern Arizona (11/9/19)
4+ rushing TDs.....	5, DJ Adams, Portland State (11/16/13)
5+ rushing TDs.....	5, DJ Adams, Portland State (11/16/13)
Two players rush for 2+ TDs.....	M. Cooper (2); L. Scott (2), 67 (td), Incarnate Word (12/9/22)



THE LAST TIME...

OPPONENT INDIVIDUAL PASSING

Attempts

30+ attempts.....	31, Lindsey Scott, Incarnate Word (12/9/22)
40+ attempts.....	45, Gunner Talkington at Eastern Washington (10/15/22)
45+ attempts.....	45, Gunner Talkington at Eastern Washington (10/15/22)
50+ attempts.....	53, Jake Maier, UC Davis (11/18/17)

Completions

20+ completions.....	21, Reece Udinski vs. Richmond (12/3/22)
25+ completions.....	26, Gunner Talkington at Eastern Washington (10/15/22)
30+ completions.....	37, Jake Maier, UC Davis (11/17/18)
35+ completions.....	37, Jake Maier, UC Davis (11/17/18)

Yards

300+ passing yards.....	307, Miles Hastings, UC Davis (11/19/22)
350+ passing yards.....	370, Gunner Talkington at Eastern Washington (10/15/22)
400+ passing yards.....	478, Jake Maier, UC Davis (11/17/18)
500+ passing yards.....	529, Kevin Yost, Idaho State (9/29/12)

Consecutive 300+ passing yards.....	312, Jorge Reyna, Fresno State (9/21/19); 309, Eric Barriere, Eastern Washington (10/5/19)
-------------------------------------	---

50-yard+ completion.....	84 (td), Pat McQuaide to Terry Matthews, at Nicholls (8/31/23)
60-yard+ completion.....	84 (td), Pat McQuaide to Terry Matthews, at Nicholls (8/31/23)
70-yard+ completion.....	84 (td), Pat McQuaide to Terry Matthews, at Nicholls (8/31/23)
80-yard+ completion.....	84 (td), Pat McQuaide to Terry Matthews, at Nicholls (8/31/23)
90-yard+ completion.....	98 (td), Jordan West to Kendrick Bourne, Eastern Wash. (9/26/15)

Touchdowns

3+ passing TDs.....	4, Lindsey Scott, Incarnate Word (12/9/22)
4+ passing TDs.....	4, Lindsey Scott, Incarnate Word (12/9/22)
5+ passing TDs.....	5, Gage Gubrud, Eastern Washington (9/30/17)
6+ passing TDs.....	6, Case Cookus, at Northern Arizona (11/14/15)
7+ passing TDs.....	7, Travis Brown, Northern Arizona (10/19/96)

OPPONENT INDIVIDUAL RECEIVING

Receptions

8+ receptions.....	9, Efton Chism III, at Eastern Washington (10/15/22)
10+ receptions.....	11, Joey Hobert, vs. Utah Tech (9/3/22)
12+ receptions.....	16, Keelan Doss, UC Davis (11/17/18)

Yards

100+ receiving yards.....	102, C.J. Hutton, vs. UC Davis (11/19/22)
150+ receiving yards.....	183, Joey Hobert, vs. Utah Tech (9/3/22)
175+ receiving yards.....	183, Joey Hobert, vs. Utah Tech (9/3/22)
200+ receiving yards.....	205, Keelan Doss, UC Davis (11/17/18)

Consecutive 100-yard games.....	135, Khris Vaughn, UC Davis (11/23/19) 132, DeAngelo Wilson, Austin Peay (12/7/19)
3+ consecutive 100-yard games.....	120, Jayson Williams, Eastern Washington (10/5/19) 119, Kevin Kassin & 109, Travis Jonsen, Montana State (10/12/19)

Touchdowns

2+ receiving TDs.....	2, Leroy Henley vs. Richmond (12/3/22)
3+ receiving TDs.....	3, Hayden Hatten, vs. Idaho (10/29/22)
4+ receiving TDs.....	4, Keelan Doss, UC Davis (11/19/16)
Two players with 2+ TD receptions.....	Elijah Markes (3), Dejzon Walker (2), NAU (11/14/15)

OPPONENT MISCELLANEOUS OFFENSE

Two 100-yard rushers.....	Marcus Cooper (176) & Lindsey Scott (166) Incarnate Word (12/9/22)
---------------------------	---

Two 100-yard receivers.....	Joey Hobert (183) & Deven Osborne (113) vs. Utah Tech (9/3/22)
-----------------------------	---

100-yard rusher & 100-yard rec.....	JaVaughn Craig (164 rush) & DeAngelo Wilson (132 rec) vs. Austin Peay (12/7/19)
-------------------------------------	--

300-yard passer & 100-yard rusher.....	Eric Barriere (309 pass, 103 rush) Eastern Washington (10/5/19)
--	--

300-yard passer & 100-yard receiver.....	Miles Hastings (307) & C.J. Hutton (102) vs. UC Davis (11/19/22)
--	---

300-yard passer, 100-yard rush. & 100-yard rec.....	Eric Barriere (309 pass, 103 rush) Jayson Williams (120 rec), Eastern Washington (10/5/19)
---	---

Player with 200 passing and 100 rushing yards.....	Lindsey Scott (228 pass, 166 rush) Incarnate Word (12/9/22)
--	--

Player with 100 passing and 100 rushing yards.....	Lindsey Scott (219 pass, 166 rush) Incarnate Word (12/9/22)
--	--

Player with 300+ yards of total offense.....	385, Lindsey Scott (219 pass, 166 rush) Incarnate Word (12/9/22)
--	---

Player with 400+ yards of total offense.....	412, Eric Barriere (309 pass, 103 rush) Eastern Wash. (10/5/19)
--	--

Player with 5+ TDs responsible for.....	6 (4p/2r), Lindsey Scott, Incarnate Word (12/9/22)
Game-winning TD with less than 1:00.....	0:27, Taylor Grimes (rec.), Incarnate Word (12/9/22)

OPPONENT INDIVIDUAL DEFENSE

Tackles

10+ total tackles.....	11, Ethan Lee, Nicholls (8/31/23)
15+ total tackles.....	16, Kelechi Anyalechi, Incarnate Word (12/9/22)

Tackles for Loss

3+ TFLs.....	3.0, Livingston Paogofie, Dixie State (9/04/2021)
4+ TFLs.....	4.5, John Buss, Montana (10/15/16)
5+ TFLs.....	5, Na'a Moekiola, Montana State (10/27/12)

Sacks

2+ sacks.....	2, Terrance Jones, Idaho State (9/25/21)
3+ sacks.....	3, Brady Fosmark, Weber State (10/16/04)
4+ sacks.....	None

Interceptions

2+ interceptions in a game.....	2, Tyson Funderbunk, vs. Richmond (12/3/22)
3+ interceptions in a game.....	3, Jawian Harrison, Weber State (9/19/15)

Fumbles

Forced 2 or more fumbles.....	2, Jerone Jackson, at Northern Colorado (9/15/18)
Recovered 2 or more fumbles.....	2, Spencer Cuvelier, vs. UNI (9/11/21)

Scoring

TD on an interception return.....	Da'Von Frazier, 1 yard, UC Davis (11/23/19)
TD on a fumble return.....	Kelechi Anyalebechi, 55 yards, Incarnate Word (12/9/22)
Safety via a tackle in the end zone.....	Cal Poly (11/6/21)
.....	Josh Ngaluafie sack of Duniway in end zone

OPPONENT INDIVIDUAL SPECIAL TEAMS

Kickoff Returns

50+ yard kickoff return.....	100 (td), Abraham Williams, at Weber State (11/5/22)
75+ yard kickoff return.....	100 (td), Abraham Williams, at Weber State (11/5/22)
TD on a kickoff return.....	Abraham Williams, 100 yards, at Weber State (11/5/22)

Punt Returns

30+ yard punt return.....	31, Keelan White, Montana (10/16/21)
50+ yard punt return.....	70 (td), J.J. Koski, Cal Poly (10/6/18)
TD on a punt return.....	J.J. Koski, 70 yards, Cal Poly (10/6/18)

Field Goals/PAT

3+ field goals.....	4, Cristian Zendejas, Arizona State (9/6/19)
4+ field goals.....	4, Cristian Zendejas, Arizona State (9/6/19)
Game-winning FG with less than 1:00.....	1OT, Colton Cook (38 yards), vs. SUU (9/21/13)

Made 40+ yard field goal.....	44, Connor Brooksby, vs. Utah Tech (9/3/22)
Made 45+ yard field goal.....	54, Luis Aguilar, at Northern Arizona (11/9/19)
Made 50+ yard field goal.....	54, Luis Aguilar, at Northern Arizona (11/9/19)

Made 5+ PATs.....	6, Dario Longhetto, Cal (9/18/21)
-------------------	-----------------------------------

Blocked Kicks/Onside Kick

Blocked an extra point.....	Unknown
Blocked a field goal.....	Jaxson Turner, North Dakota (10/20/18)
Blocked a punt.....	Jacob Bystry, Portland State (10/27/18)
TD on a blocked field goal.....	Unknown
TD on a blocked punt.....	Kevin Retoriano, 0 yards, Montana State (10/25/08)
Defensive two-point conversion.....	Jordan Glass, UC Davis (11/17/12)
Recovered an onside kick.....	Baniko Harley, Austin Peay (12/7/19)

* School Record



2023 STATS

2023 RESULTS

DATE	RANK	OPPONENT	RESULT	SCORE	ATTEN.
Aug. 31	(10/8)	at Nicholls	W	38-24	5,134
Sept. 9	(9/8)	TEXAS A&M-COMMERCE	W	34-6	12,316
Sept. 16	(8/6)	at Stanford			
Sept. 23		at Idaho*			
Sept. 30		NORTHERN ARIZONA*			
Oct. 14		at Northern Colorado*			
Oct. 21		MONTANA STATE*			
Oct. 28		IDAHO STATE*			
Nov. 4		at Montana*			
Nov. 11		CAL POLY*			
Nov. 18		at UC Davis*			

(Stats Perform Poll/FCS Coaches Poll) | * Big Sky Conference game | ^ FCS Playoffs

TEAM STATISTICS

	HORNETS	OPPONENTS
Scoring	72	30
Points per game	36.0	15.0
Points Off Turnovers	0	13
First Downs	50	31
Rushing	29	14
Passing	20	12
Penalty	1	5
Rushing Yardage	496	231
Yards gained rushing	528	314
Yards lost rushing	32	83
Rushing attempts	94	70
Average per rush	5.3	3.3
Average per game	248.0	115.5
TDs Rushing	6	3
Passing Yardage	448	268
Comp-Att-Int	33-53-2	28-56-2
Average per pass	8.5	4.8
Average per catch	13.6	9.6
Average per game	224.0	134.0
TDs Passing	3	1
Total offense	944	499
Total plays	147	126
Average per play	6.4	4.0
Average per game	472.0	249.5
Kick returns: #-Yards	5-115	9-183
Punt returns: #-Yards	7-72	0-0
Int returns: #-Yards	2-0	2-99
Kick return average	23.0	20.3
Punt return average	10.3	0.0
Int return average	0.0	49.5
Fumbles-Lost	0-0	1-0
Penalties-Yards	12-120	7-65
Average per game	60.0	32.5
Punts-Yards	7-312	14-608
Average per punt	44.6	43.4
Net punt average	44.6	36.9
Kickoffs-Yards	13-799	7-386
Average per kick	61.5	55.1
Net kick average	39.3	31.4
Time of possession / game	32:01	27:58
3rd-down conversion	11/25 (44%)	6/28 (21%)
4rd-down conversion	2/3 (67%)	2/5 (40%)
Sacks by-Yards	4-36	0-0
Touchdowns scored	9	4
Field goals - attempts	3-4	1-1
On-Side kicks	0-0	0-1
Red-zone scores	(9-9) 100%	(4-6) 67%
Red-zone touchdowns	(7-9) 78%	(3-6) 50%
PAT-attempts	(9-9) 100%	(3-3) 100%
2-point conversion-attempts	(0-0) 0%	(0-1) 0%
Attendance	12316	5134
Games / Avg per game	1/12316	1/5134

SCORE BY QUARTERS	1st	2nd	3rd	4th	OT	Total
Sacramento State	17	27	14	14	0	72
Opponents	0	9	7	14	0	30

RUSHING

Player	GP	Att	Gain	Loss	Net	Avg	TD	Long	Avg/G
Marcus Fulcher	2	31	164	14	150	4.8	3	19	75.0
Kaiden Bennett	2	20	142	3	139	7.0	3	40	69.5
Elijah Tau-Tolliver	2	15	92	10	82	5.5	0	13	41.0
Ezra Moleni	2	16	59	0	59	3.7	0	13	29.5
Elijah Gable	1	4	34	0	34	8.5	0	19	34.0
Carson Camp	2	5	34	1	33	6.6	0	26	16.5
Michael Johnson	1	1	3	0	3	3.0	0	3	3.0
Team	2	2	0	4	-4	-2.0	0	0	-2.0
Total	2	94	528	32	496	5.3	6	40	248.0
Opponents	2	70	314	83	231	3.3	3	21	115.5

PASSING

Player	GP	Effic	Att-Cmp-Int	Pct	Yds	TD	Lng	Avg/G
Kaiden Bennett	2	174.3	25-38-1	65.8	397	3	47	198.5
Carson Camp	2	68.6	8-15-1	53.3	51	0	10	25.5
Total	2	144.4	33-53-2	62.3	448	3	47	224.0
Opponents	2	89.0	28-56-2	50.0	268	1	84	134.0

RECEIVING

Player	GP	No.	Yds	Avg	TD	Lg	Avg/G
Carlos Hill	2	9	108	12.0	0	41	54.0
Coleman Kuntz	2	7	90	12.9	0	28	45.0
Anderson Grover	2	4	23	5.8	1	9	11.5
Devin Gandy	2	4	115	28.8	0	47	57.5
Marcus Fulcher	2	3	22	7.3	0	10	11.0
Jared Gipson	2	3	60	20.0	1	40	30.0
Marshel Martin	1	1	5	5.0	0	5	5.0
Parker Clayton	2	1	9	9.0	0	9	4.5
Chris Miller	2	1	16	16.0	1	16	8.0
Total	2	33	448	13.6	3	47	224.0
Opponents	2	28	268	9.6	1	84	134.0

TOTAL OFFENSE

Player	G	Plays	Rush	Pass	Total	Avg/G
Kaiden Bennett	2	58	139	397	536	268.0
Marcus Fulcher	2	31	150	0	150	75.0
Carson Camp	2	20	33	51	84	42.0
Elijah Tau-Tolliver	2	15	82	0	82	41.0
Ezra Moleni	2	16	59	0	59	29.5
Elijah Gable	1	4	34	0	34	34.0
Michael Johnson	1	1	3	0	3	3.0
Team	2	0	-4	0	-4	-2.0
Total	2	147	496	448	944	472.0
Opponent	2	126	231	268	499	249.5



2023 STATS

SCORING

Player	TD	FGs	PATs				DXP	Saf	Points
			Kick	Rush	Rcv	Pass			
Marcus Fulcher	3	-	-	-	-	-	-	18	
Kaiden Bennett	3	-	-	-	-	-	-	18	
Zach Schreiner	-	3-4	9-9	-	-	-	-	18	
Anderson Grover	1	-	-	-	-	-	-	6	
Jared Gipson	1	-	-	-	-	-	-	6	
Chris Miller	1	-	-	-	-	-	-	6	
Total	9	3-4	9-9	0	0	0	0	72	
Opponents	4	1-1	3-3	0	0	0	0	30	

PUNT RETURNS

Player	No.	Yds	Avg	TD	Long
Anderson Grover	6	66	11.0	0	36
Elijah Tau-Tolliver	1	6	6.0	0	6
Total	7	72	10.3	0	36
Opponents	0	0	0.0	0	0

KICK RETURNS

Player	No.	Yds	Avg	TD	Long
Elijah Tau-Tolliver	4	115	28.8	0	44
Kylen Ross	1	0	0.0	0	0
Total	5	115	23.0	0	44
Opponents	9	183	20.3	0	32

INTERCEPTIONS

Player	No.	Yds	Avg	TD	Long
Brock Mather	1	0	0.0	0	0
Kylen Ross	1	0	0.0	0	0
Total	2	0	0.0	0	0
Opponents	2	99	49.5	0	61

FUMBLE RETURNS

Player	No.	Yds	Avg	TD	Long
None					
Total	0	0	0.0	0	0
Opponents	0	0	0.0	0	0

ALL PURPOSE

Player	G	Rush	Rec	PR	KOR	IR	Tot	Avg/G
Elijah Tau-Tolliver	2	82	0	6	115	0	203	101.5
Marcus Fulcher	2	150	22	0	0	0	172	86.0
Kaiden Bennett	2	139	0	0	0	0	139	69.5
Devin Gandy	2	0	115	0	0	0	115	57.5
Carlos Hill	2	0	108	0	0	0	108	54.0
Coleman Kuntz	2	0	90	0	0	0	90	45.0
Anderson Grover	2	0	23	66	0	0	89	44.5
Jared Gipson	2	0	60	0	0	0	60	30.0
Ezra Moleni	2	59	0	0	0	0	59	29.5
Elijah Gable	1	34	0	0	0	0	34	34.0
Carson Camp	2	33	0	0	0	0	33	16.5
Chris Miller	2	0	16	0	0	0	16	8.0
Parker Clayton	2	0	9	0	0	0	9	4.5
Marshel Martin	1	0	5	0	0	0	5	5.0
Michael Johnson	1	3	0	0	0	0	3	3.0
Team	2	-4	0	0	0	0	-4	-2.0
Total	2	496	448	72	115	0	1131	565.5
Opponents	2	231	268	0	183	99	781	390.5

PUNTING

Player	No.	Yds	Avg	Long	TB	FC	I20	50+	Blkd
Cal McGough	6	264	44.0	52	0	2	6	1	0
Connor Stutz	1	48	48.0	48	0	0	1	0	0
Total	7	312	44.6	52	0	2	7	1	0
Opponents	14	608	43.4	71	1	3	6	2	0

FIELD GOALS

Player	FGM-FGA	Pct.	1-19	20-29	30-39	40-49	50+	Lg	Blk
Zach Schreiner	3-4	75.0	0-0	1-1	1-1	1-2	0-0	40	0
Total	1-2	50.0	0-0	1-1	0-0	0-1	0-0	23	0
Opponents	1-1	100.0	0-0	0-0	1-1	0-0	0-0	30	0

FIELD GOAL SEQUENCE

Opponent	Sacramento State	Opponents
Nicholls	(23),45	(30)
TAMU-Commerce	(33),(40)	---
Stanford		
Idaho		
Northern Arizona		
Northern Colorado		
Montana State		
Idaho State		
Montana		
Cal Poly		
UC Davis		

Numbers in (parentheses) indicate field goal was made.

KICKOFFS

Player	No.	Yds	Avg	TB	OB	Retn	Net	YdLn
Evan Kiely	12	744	62.0	0	1			
Zach Schreiner	1	55	55.0	0	1			
Total	13	799	61.5	0	2	9	39.3	25
Opponents	7	386	55.1	2	0	5	31.4	33



2023 STATS

DEFENSIVE STATISTICS

Players	GP	TotalTackles			TFL-Yds	Sacks		Pass BrUp	QB Hurry	Fumble Rcv-Yds	Forced Fumble	Blocked Kick	Saf
		Solo	Ast	Total		No-Yards	Int-Yds						
Brock Mather	2	8	6	14	2-3	.	.	1-0
Armon Bailey	2	6	5	11	0.5-1	.	.	.	1
Jeremy Harris	2	6	5	11	0.5-5	0.5-5
Cameron Broussard	2	2	8	10
Gavin Davis-Smith	2	5	3	8
Leke Fashola	2	3	4	7	1.5-9	0.5-4	.	.	1
DeShawn Lynch	2	4	3	7	2-11	2-11	.	.	2
Dillon Juniel	2	5	1	6	1-2	.	.	4
Josh Cashiola	2	.	5	5	0.5-2
Jett Stanley	2	2	3	5
DeVaughn Houston	2	3	2	5	.	.	.	2
Cobe Weeks	2	1	4	5
Kameron Rocha	2	4	.	4	1-2
Kaleb Higgins	2	2	2	4
Ben Ahio	2	3	1	4	.	.	.	1
Brandon Knott	1	1	2	3	1-16	1-16	.	.	1
Nakian Jackson	2	1	2	3
Mitchell Wolfe	2	.	3	3
Austin Jarrard	1	1	1	2
Tyler Hardeman	1	1	1	2
Caleb Nelson	2	.	2	2	.	.	.	1
Xavier Williams	2	.	2	2	1
Darian Pollard	1	1	1	2
Kylen Ross	2	1	.	1	.	.	.	1-0
Derek Houston	1	1	.	1
Tyler Henry	1	.	1	1
Zach Corbitt	1	1	.	1
Jason Oliver	2	1	.	1
Marcus Fulcher	2	1	.	1
Pate Haunga	2	.	1	1
Patrick Dean	2	1	.	1
Ashton Moultrie	1	1	.	1
Total	2	66	68	134	10-51	4-36	2-0	8	6	0-0	0	0	0
Opponents	2	88	76	164	7-28	0-0	2-99	5	2	0-0	0	0	0



2023 STATS

GAME-BY-GAME SUMMARIES

Game	Final Score	Score By Quarter				First Downs Rush-Pass-Pen-Tot	Rushing Att-Yds-TD	Passing C-A-I-Yds-TD	Total Offense Plays-Yds	Punting No-Avg	Fumbles No-Lost	Penalty No-Yds	Third Downs	Time of Poss
		1	2	3	4 (ot)									
Hornets	38	7	10	7	14	11-11-0-22	49-185-3	16-27-1-256-2	76-441	4-43.5	0-0	8-80	7-15	33:11
Nicholls	24	0	3	7	14	4-10-4-18	36-97-2	15-29-1-196-1	65-293	7-45.3	0-0	4-40	4-15	26:49
TAMUC	6	0	6	0	6	10-2-1-13	34-134-1	13-27-1-166-0	61-206	7-41.5	1-0	3-25	2-14	29:08
Hornets	34	10	17	7	0	18-9-1-28	45-311-3	17-26-1-192-1	71-503	3-46.0	0-0	4-40	4-10	30:52
Hornets														
Stanford														
Hornets														
Idaho														
Northern Ariz.														
Hornets														
Hornets														
Northern Colo.														
Montana State														
Hornets														
Idaho State														
Hornets														
Hornets														
Montana														
Cal Poly														
Hornets														
Hornets														
UC Davis														

OFFENSIVE STARTERS

	LT	LG	C	RG	RT	TE	QB	RB	WR	WR	Other
NICH	Garza	Slater	Mejia	Riley	Meek	Martin	Camp	Fulcher	Gipson	Gandy	Hill (WR)
TAMUC	Garza	Slater	Mejia	Richardson	Jo. Stanley	Kuntz	Bennett	Fulcher	Gipson	Gandy	Moleni (RB)
STAN											
UI											
NAU											
UNC											
MSU											
ISU											
UM											
CP											
UCD											

DEFENSIVE STARTERS

	DE	DT	DT	DE	MLB	SLB	NICKEL	CB	CB	FS	SS
NICH	Fashola	Knott	Je. Stanley	Lynch	Bailey	Mather	Pollard	Juniel	Nelson	Broussard	K. Ross
TAMUC	Fashola	Hardeman	Je. Stanley	Lynch	Bailey	Mather	Davis-Smith	Juniel	Nelson	Broussard	K. Ross
STAN											
UI											
NAU											
UNC											
MSU											
ISU											
UM											
CP											
UCD											



2023 STATS

GAME-BY-GAME PASSING

	Comp	Att	Int	Pct	Yards	TD	Long	Sack	Yds	Effic
Kaiden Bennett										
Nicholls	11	16	0	68.8	221	2	47	0	0	226.0
Texas A&M-Commerce	14	22	1	63.6	176	1	33	0	0	136.7
Totals	25	38	1	65.8	397	3	47	0	0	174.3
Carson Camp										
Nicholls	5	11	1	45.5	35	0	10	0	0	54.0
Texas A&M-Commerce	3	4	0	75.0	16	0	9	0	0	108.6
Totals	8	15	1	53.3	51	0	10	0	0	68.6

GAME-BY-GAME RUSHING

Player	No-Yds/TD	NICH	TAMUC	STAN	UI	NAU	UNC	MSU	ISU	UM	CP	UCD		
Marcus Fulcher	31-150/3	19-71/2	12-79/1											
Kaiden Bennett	20-139/3	10-38/1	10-101/2											
Ezra Moleni	16-59/0	8-32/0	8-27/0											
Elijah Tau-Tolliver	15-82/0	8-23/0	7-59/0											
Carson Camp	5-33/0	2-25/0	3-8/0											
Elijah Gable	4-34/0	DNP	4-34/0											
Michael Johnson	1-3/0	DNP	1-3/0											

GAME-BY-GAME RECEIVING

Player	No-Yds/TD	NICH	TAMUC	STAN	UI	NAU	UNC	MSU	ISU	UM	CP	UCD		
Carlos Hill	9-108/0	2-55/0	7-53/0											
Coleman Kuntz	7-90/0	3-22/0	4-68/0											
Devin Gandy	4-115/0	3-82/0	1-33/0											
Anderson Grover	4-23/1	2-15/1	2-8/0											
Jared Gipson	3-60/1	3-60/1	-											
Marcus Fulcher	3-22/0	2-17/0	1-5/0											
Chris Miller	1-16/1	-	1-16/1											
Parker Clayton	1-9/0	-	1-9/0											
Marshel Martin	1-5/0	1-5/0	DNP											



2023 STATS

GAME-BY-GAME TACKLES

Player	UA-A	TOT	NICH	TAMUC	STAN	UI	NAU	UNC	MSU	ISU	UM	CP	UCD		
Brock Mather	8-6	14	6-2	2-4											
Armon Bailey	6-5	11	4-2	2-3											
Jeremy Harris	6-5	11	4-2	2-3											
Cameron Broussard	2-8	10	2-2	0-6											
Gavin Davis-Smith	5-3	8	1-0	4-3											
DeShawn Lynch	4-3	7	2-2	2-1											
Leke Fashola	3-4	7	0-1	3-3											
Dillon Juniel	5-1	6	5-1	-											
DeVaughn Houston	3-2	5	2-1	1-1											
Jett Stanley	2-3	5	2-2	0-1											
Cobe Weeks	1-4	5	1-0	0-4											
Josh Cashiola	0-5	5	0-2	0-3											
Kameron Rocha	4-0	4	1-0	3-0											
Ben Ahio	3-1	4	2-0	1-1											
Kaleb Higgins	2-2	4	1-2	1-0											
Nakian Jackson	1-2	3	1-0	0-2											
Brandon Knott	1-2	3	1-2	DNP											
Mitchell Wolfe	0-3	3	-	0-3											
Darian Pollard	1-1	2	1-1	DNP											
Austin Jarrard	1-1	2	1-1	DNP											
Tyler Hardeman	1-1	2	DNP	1-1											
Caleb Nelson	0-2	2	-	0-2											
Xavier Williams	0-2	2	0-1	0-1											
Patrick Dean	1-0	1	-	1-0											
Marcus Fulcher	1-0	1	-	1-0											
Jason Oliver	1-0	1	-	1-0											
Kylen Ross	1-0	1	1-0	-											
Derek Houston	1-0	1	DNP	1-0											
Ashton Moultrie	1-0	1	1-0	DNP											
Zach Corbitt	1-0	1	1-0	DNP											
Tyler Henry	0-1	1	DNP	0-1											
Pate Haunga	0-1	1	-	0-1											

GAME-BY-GAME TACKLES FOR LOSS

Player	UA-A	TOT	NICH	TAMUC	STAN	UI	NAU	UNC	MSU	ISU	UM	CP	UCD		
DeShawn Lynch	2-0	2.0	2.0-11	-											
Brock Mather	1-2	2.0	-	2.0-3											
Leke Fashola	1-1	1.5	-	1.5-9											
Dillon Juniel	1-0	1.0	1.0-2	-											
Kameron Rocha	1-0	1.0	1.0-2	-											
Brandon Knott	1-0	1.0	1.0-16	DNP											
Armon Bailey	0-1	0.5	-	0.5-1											
Jeremy Harris	0-1	0.5	-	0.5-5											
Josh Cashiola	0-1	0.5	-	0.5-2											

GAME-BY-GAME SACK

Player	UA-A	TOT	NICH	TAMUC	STAN	UI	NAU	UNC	MSU	ISU	UM	CP	UCD		
DeShawn Lynch	2-0	2	2-11	-											
Brandon Knott	1-0	1	1-16	-											
Jeremy Harris	0-1	0.5	-	0.5-5											
Leke Fashola	0-1	0.5	-	0.5-4											



2023 STATS

MISCELLANEOUS STATS

HORNET LONG PLAYS

Rushes (25+ yards)	DN	QTR
40 (td), Kaiden Bennett vs. Texas A&M-Commerce	1-10	2nd
26, Carson Camp at Nicholls	2-10	1st

Passes/Receptions (25+ yards)

47, Kaiden Bennett to Devin Gandy at Nicholls	1-10	4th
41, Kaiden Bennett to Carlos Hill at Nicholls	3-8	3rd
40 (td), Kaiden Bennett to Jared Gipson at Nicholls	2-4	3rd
33, Kaiden Bennett to Devin Gandy vs. Texas A&M-Commerce	1-10	1st
29, Kaiden Bennett to Devin Gandy at Nicholls	3-7	2nd
28, Kaiden Bennett to Coleman Kuntz vs. Texas A&M-Commerce	2-3	2nd

Kickoff Returns (40+ yards)/Punt Returns (30+ yards)

44, Elijah Tau-Tolliver at Nicholls (KR)	3rd
36, Anderson Grover at Nicholls (PR)	2nd

Interception Returns/Fumble Returns (25+ yards)

None	
------	--

HORNET TURNOVERS FORCED

Player	DN	Result
Kylen Ross, INT (McQuiade pass), at Nicholls	3-12	Punt
Brock Mather, INT (Parrish pass), vs. Texas A&M-Commerce	3-5	Punt

OPPONENT LONG PLAYS

Rushes (25+ yards)	DN	QTR
None		

Passes/Receptions (25+ yards)

84 (td), Pat McQuiade to Terry Matthews, at Nicholls	1-10	4th
--	------	-----

Kickoff Returns (40+ yards)/Punt Returns (30+ yards)

None	
------	--

Interception Returns/Fumble Returns (25+ yards)

61, Max Epps (INT), vs. Texas A&M-Commerce	
38, Kershawn Fisher (INT), at Nicholls	

OPPONENT TURNOVERS FORCED

Player	DN	Result
Kershawn Fisher, INT (Camp pass), at Nicholls	2-8	TD
Max Epps, INT (Bennett pass), vs. Texas A&M-Commerce	1-10	TD



2023 STATS

INDIVIDUAL MISCELLANEOUS STATS

GAMES WITH A RECEPTION

Player	'18	'19	'21	'22	'23	Streak	Career
Clayton, Parker	---	13	8	10	1	1	31
Fulcher, Marcus	---	1	8	10	2	5	21
Gable, Elijah	---	---	---	3	---	---	3
Gandy, Devin	---	---	10	2	2	7	14
Gipson, Jared	---	---	8	12	1	---	21
Grover, Anderson	---	---	---	---	2	2	2
Hill, Carlos	---	---	---	4	2	2	6
Kuntz, Coleman	---	---	---	4	2	2	6
Martin, Marshal	---	13	11	12	1	6	37
McBride, Charlie	---	---	1	1	---	---	2
Merrill, Sawyer	---	---	---	2	---	---	2
Miller, Chris	---	---	10	8	---	---	18
Tau-Tolliver, Elijah	---	---	---	2	---	---	2

GAMES WITH 5+ RECEPTIONS

Player	'18	'19	'21	'22	'23	Streak	Career
Clayton, Parker	---	1	0	---	---	---	1
Fulcher, Marcus	---	0	0	2	---	---	2
Gipson, Jared	---	---	---	1	---	---	1
Hill, Carlos	---	---	---	---	1	1	1
Martin, Marshal	---	2	7	6	---	---	15

GAMES WITH A RECEIVING TOUCHDOWN

Player	'18	'19	'21	'22	'23	Streak	Career
Clayton, Parker	---	2	0	2	---	---	4
Fulcher, Marcus	---	1	1	2	---	---	4
Gandy, Devin	---	---	1	---	---	---	1
Gipson, Jared	---	---	1	2	1	---	4
Grover, Anderson	---	---	---	---	1	---	1
Martin, Marshal	---	6	6	8	---	---	20
McClinton, Tao	0	1	0	---	---	---	1
Miller, Chris	---	---	2	1	1	1	4

GAMES WITH A 25+ YARD RECEPTION

Player	'18	'19	'21	'22	'23	Streak	Career
Clayton, Parker	---	3	0	3	---	---	6
Fulcher, Marcus	---	---	3	1	---	---	4
Gandy, Devin	---	---	1	1	2	2	4
Gipson, Jared	---	---	5	2	1	---	8
Hill, Carlos	---	---	---	1	1	---	2
Kuntz, Coleman	---	---	---	1	1	1	2
Martin, Marshal	---	6	4	7	---	---	17
McClinton, Tao	---	1	---	---	---	---	1
Miller, Chris	---	---	4	2	---	---	6

GAMES WITH A RUSHING TOUCHDOWN

Player	'18	'19	'21	'22	'23	Streak	Career
Bennett, Kaiden	---	---	---	0	2	2	2
Fulcher, Marcus	---	2	---	5	2	3	9
Gable, Elijah	---	---	1	---	---	---	1
Martin, Marshal	---	---	---	1	---	---	1

GAMES WITH A 25+ YARD RUSH

Player	'18	'19	'21	'22	'23	Streak	Career
Bennett, Kaideb	---	---	---	---	1	1	1
Camp, Carson	---	---	---	---	1	---	1
Fulcher, Marcus	---	1	---	3	---	---	4
Gable, Elijah	---	1	---	---	---	---	1

GAMES WITH A PASSING TOUCHDOWN

Player	'18	'19	'21	'22	'23	Streak	Career
Bennett, Kaiden	---	---	---	---	2	2	2

GAMES WITH MULTIPLE PASSING TOUCHDOWNS

Player	'18	'19	'21	'22	'23	Streak	Career
Bennett, Kaiden	---	---	---	---	1	1	1

GAMES WITH A TACKLE

Player	'18	'19	'21	'22	'23	Streak	Career
Ahio, Ben	---	---	---	1	2	3	3
Bailey, Armon	5	8	3	13	2	20	31
Broussard, Cameron	---	---	7	13	2	14	22
Brousseau, Mason	---	---	1	2	---	---	3
Campos, AJ	---	---	---	2	---	---	2
Cashiola, Josh	---	---	---	---	2	2	2
Clayton, Parker	---	---	---	1	---	---	1
Corbett, Zach	---	---	---	1	1	---	2
Davis-Smith, Gavin	---	---	4	13	2	15	19
Dean, Patrick	---	---	7	6	1	1	14
Fashola, Leke	---	---	6	10	2	4	18
Feo, Oge	---	---	2	5	---	---	7
Fulcher, Marcus	---	---	---	---	1	1	1
Gable, Elijah	---	---	---	1	---	---	1
Hardeeman, Tyler	---	4	12	12	1	13	29
Harris, Jeremy	---	13	9	12	2	14	36
Haunga, Pate	---	---	---	---	1	1	1
Henry, Tyler	---	---	---	---	---	1	1
Hernandez, Riley	---	---	---	1	---	1	1
Higgins, Kaleb	---	---	---	---	2	2	2
Houston, DJ	---	---	4	5	2	2	10
Houston, Derek	---	---	---	---	1	1	1
Jackson, Nakian	---	---	---	1	2	3	3
Jarrard, Austin	---	---	---	1	1	---	2
Juniel, Dillon	---	---	---	12	2	13	14
Knott, Brandon	---	---	7	13	1	---	21
Kuntz, Coleman	---	---	---	2	---	---	2
Lynch, DeShawn	---	---	1	5	2	2	8
Mather, Brock	---	---	---	13	2	15	15
Merrill, Sawyer	---	---	---	1	---	---	1
Moore, Eian	---	---	2	9	---	2	11
Moultrie, Ashton	---	---	---	---	1	---	1
Nelson, Caleb	---	---	---	12	1	1	13
O'Hara, Jace	---	---	8	10	---	---	18
Oliver, Jason	---	---	---	---	1	1	1
Perez, Tyler	---	---	---	1	---	---	1
Pollard, Darian	---	---	1	3	1	1	5
Riley, Kennedel	---	---	---	1	---	---	1
Rocha, Kameron	---	---	---	5	3	3	8
Ross, Davion	---	6	3	---	---	---	9
Ross, Kylan	---	---	---	9	1	1	10
Speed, Jalin	---	---	2	2	---	---	4
Stanley, Jett	---	7	10	10	2	9	29
Sullivan, Carter	---	---	6	---	---	---	6
Tau-Tolliver, Elijah	---	---	2	6	---	---	8
Weeks, Cobe	---	---	---	---	2	2	2
Williams, Xavier	---	---	---	5	2	2	7
Wolfe, Mitchell	---	---	3	3	1	1	7

GAMES WITH 10+ TACKLES

Player	'18	'19	'21	'22	'23	Streak	Career
Broussard, Cameron	---	---	1	---	---	---	1
Harris, Jeremy	---	1	1	---	---	---	2
Mather, Brock	---	---	---	1	---	---	1
Stanley, Jett	---	0	0	1	---	---	1

GAMES WITH A SACK

Player	'18	'19	'21	'22	'23	Streak	Career
Bailey, Armon	2	2	1	3	---	---	8
Fashola, Leke	---	---	0	1	1	1	2
Hardeeman, Tyler	---	2	0	---	---	---	2
Harris, Jeremy	---	3	0	2	1	1	6
Knott, Brandon	---	---	1	1	1	---	3
Lynch, DeShawn	---	---	---	---	1	---	1
O'Hara, Jace	---	---	1	1	---	---	2
Stanley, Jett	---	---	1	---	---	---	1
Sullivan, Carter	---	---	1	---	---	---	1



2023 STATS

SACRAMENTO STATE SCORING DRIVES

Opponent	No. of Plays	Total Yards	Drive Time	Type of Score	Time/Qtr	Drive Start	Scoring Play
NICH	14	75	4:59	TD	10:01/1st	SAC 25	Fulcher 5 rush
NICH	5	33	2:04	TD	13:16/2nd	NICH 33	Fulcher 1 rush
NICH	7	24	2:46	FG	6:34/2nd	NICH 29	Schreiner 23 field goal
NICH	5	89	1:58	TD	1:05/3rd	SAC 11	Gipson 40 pass from Bennett
NICH	5	63	2:06	TD	12:43/4th	SAC 37	Bennett 7 rush
NICH	1	6	0:06	TD	7:26/4th	NICH 6	Grover 6 pass from Bennett
TAMUC	7	80	2:45	TD	12:03/1st	SAC 20	Bennett 8 rush
TAMUC	10	42	3:50	FG	4:13/1st	SAC 43	Schreiner 33 field goal
TAMUC	13	85	5:51	TD	11:16/2nd	SAC 15	Miller 16 pass from Bennett
TAMUC	5	83	1:53	TD	7:17/2nd	SAC 17	Bennett 40 rush
TAMUC	4	48	0:36	FG	0:00/2nd	SAC 30	Schreiner 40 field goal
TAMUC	9	55	3:59	TD	8:47/3rd	SAC 45	Fulcher 5 rush

OPPONENT SCORING DRIVES

Opponent	No. of Plays	Total Yards	Drive Time	Type of Score	Time/Qtr	Drive Start	Scoring Play
NICH	12	74	3:07	FG	0:21/2nd	NICH 14	Lasseigne 30 field goal
NICH	3	12	1:12	TD	7:16/3rd	SAC 12	McQuaide 4 rush
NICH	8	63	2:36	TD	7:26/4th	NICH 37	Spears 3 rush
NICH	3	96	1:08	TD	1:40/4th	NICH 4	Matthews 84 pass from McQuaide
TAMUC	3	14	0:25	TD	0:41/2nd	TAMUC 14	Parrish 1 rush



2023 STATS

AVERAGE STARTING FIELD POSITION

	Total Drives	Total Yd. Line	Average Field Pos.	Started in Opp.	Total Scores	TD	FG	MFG	Punts	Downs	TO	Safety	Clock	Total Points
Sacramento State	26	826	31.8	6	12	9	3	1	7	1	2	0	3	72
Opponents	24	645	26.9	2	5	4	1	0	14	3	2	0	0	30

THIRD DOWN CONVERSIONS (INCLUDES 3RD-AND-GOAL SITUATIONS)

Yards To Go	1	2	3	4	5	6	7	8	9	10	11+	Total
Sacramento State	1/1	2/2	2/2	0/4	1/2	0/2	1/1	3/4	0/0	0/2	1/5	11/25
Percentage	1.000	1.000	1.000	.000	.500	.000	1.000	.750	---	---	.200	.440
Opponents	2/3	0/0	1/3	0/3	0/1	0/2	1/5	1/3	0/1	1/2	0/5	6/28
Percentage	.667	---	.333	.000	.000	.000	.200	.333	.000	.500	.000	.214

SCORING DRIVE ANALYSIS

	Sacramento State		Opponent	
	TD	FG	TD	FG
Negative Yards	--	--	--	--
0-9 Yards	1	--	--	--
10-19 Yards	--	--	2	--
20-29 Yards	--	1	--	--
30-39 Yards	1	--	--	--
40-49 Yards	--	2	--	--
50-59 Yards	1	--	--	--
60-69 Yards	1	--	1	--
70-79 Yards	1	--	--	--
80-89 Yards	4	---	--	--
90-99 Yards	--	--	1	--
Return/Recovery	--	--	--	--
Safety	--	--	--	--

GAME OPENING DRIVES

	Sacramento State			Opponent		
	Plays	Yds	Res.	Plays	Yds	Res.
Nicholls	14	75	TD	4	19	Punt
TAMU-Commerce	7	80	TD	3	6	Punt
Stanford						
Idaho						
Northern Ariz.						
Northern Colo.						
Montana State						
Idaho State						
Montana						
Cal Poly						
UC Davis						

SECOND HALF OPENING DRIVES

	Sacramento State			Opponent		
	Plays	Yds	Res.	Plays	Yds	Res.
Nicholls	7	31	INT	7	30	Punt
TAMU-Commerce	9	55	TD	3	5	Punt
Stanford						
Idaho						
Northern Ariz.						
Northern Colo.						
Montana State						
Idaho State						
Montana						
Cal Poly						
UC Davis						

SACRAMENTO STATE INSIDE THE RED ZONE

Date	Opponent	Score	Times in RZ	Times Scored	Total Pts	Rush TDs	Pass TDs	FGs Made	-----Failed to score inside RZ-----						
									FGA	Downs	Int	Fumb	Half	Game	
Aug. 31	at Nicholls	W 38-24	5	5	31	4	3	1	1	1	0	0	0	0	0
Sept. 9	TEXAS A&M-COMMERCE	W 34-6	4	4	24	3	2	1	1	1	0	0	0	0	0
Sept. 16	at Stanford														
Sept. 23	at Idaho														
Sept. 30	NORTHERN ARIZ.														
Oct. 14	at Northern Colo.														
Oct. 21	MONTANA STATE														
Oct. 28	IDAHO STATE														
Nov. 4	at Montana														
Nov. 11	CAL POLY														
Nov. 18	at UC Davis														
Totals			9	9	55	7	5	2	2	2	0	0	0	0	0

OPPONENT INSIDE THE RED ZONE

Date	Opponent	Score	Times in RZ	Times Scored	Total Pts	Rush TDs	Pass TDs	FGs Made	-----Failed to score inside RZ-----						
									FGA	Downs	Int	Fumb	Half	Game	
Aug. 31	at Nicholls	W 38-24	3	3	17	2	2	0	1	1	0	0	0	0	0
Sept. 9	TEXAS A&M-COMMERCE	W 34-6	3	1	6	1	1	0	0	0	2	0	0	0	0
Sept. 16	at Stanford														
Sept. 23	at Idaho														
Sept. 30	NORTHERN ARIZ.														
Oct. 14	at Northern Colo.														
Oct. 21	MONTANA STATE														
Oct. 28	IDAHO STATE														
Nov. 4	at Montana														
Nov. 11	CAL POLY														
Nov. 18	at UC Davis														
Totals			6	4	23	3	3	0	1	1	2	0	0	0	0



INDIVIDUAL CAREER HIGHS

QUARTERBACKS

1 • KAIDEN BENNETT

CAREER MULTI PASSING TOUCHDOWN GAMES (1)
• 2 at Nicholls (8/31/23)

CAREER MULTI RUSHING TOUCHDOWN GAMES (1)
• 2 vs. Texas A&M-Commerce (9/9/23)

100-YARD RUSHING GAMES (1)
• 101 vs. Texas A&M-Commerce (9/9/23)

CAREER HIGHS

Completions..... 14 vs. Texas A&M-Commerce (9/9/23)
Attempts..... 22 vs. Texas A&M-Commerce (9/9/23)
Yards..... 221 at Nicholls (8/31/23)
Interceptions..... 1 (2x), last vs. Texas A&M-Commerce (9/9/23)
Touchdowns..... 2 at Nicholls (8/31/23)
Longest Pass..... 47 at Nicholls (8/31/23)
Rushing Yards..... 101 vs. Texas A&M-Commerce (9/9/23)
Rushing TDs..... 2 vs. Texas A&M-Commerce (9/9/23)
Longest Rush..... 40 (td) vs. Texas A&M-Commerce (9/9/23)

7 • CARSON CAMP

CAREER HONORS
• MVFC All-Newcomer Team (2020-21)*

CAREER 300-YARD RUSHING GAMES (2)
• 339 vs. Missouri State (3/13/21)*
• 335 vs. Cal Poly (9/17/22)*

CAREER HIGHS

Completions..... 22 vs. Missouri State (3/13/21)*
Attempts..... 35 at Illinois State (2/27/21)*
Yards..... 355 vs. Cal Poly (9/17/22)*
Interceptions..... 3 vs. Southern Illinois (11/27/21)*
Touchdowns..... 3 vs. Cal Poly (9/17/22)*
Longest Pass..... 91 at Western Illinois (11/6/21)*
Rushing Yards..... 59 vs. Cal Poly (9/17/22)*
Rushing TDs..... 1 (3x), last vs. Cal Poly (9/17/22)*
Longest Rush..... 75 vs. Cal Poly (9/17/22)*
* While playing at South Dakota

10 • JOEY COOK

CAREER HIGHS
Completions..... None
Attempts..... None
Yards..... None
Interceptions..... None
Touchdowns..... None
Longest Pass..... None
Rushing Yards..... None
Rushing TDs..... None
Longest Rush..... None

17 • CARSON CONKLIN

CAREER HIGHS
Completions..... None
Attempts..... None
Yards..... None
Interceptions..... None
Touchdowns..... None
Longest Pass..... None
Rushing Yards..... None
Rushing TDs..... None
Longest Rush..... None

RUNNING BACKS

6 • EZRA MOLENI

CAREER HIGHS
Attempts..... 8 (2x), last vs. Texas A&M-Commerce (9/9/23)
Yards..... 32 at Nicholls (8/31/23)
Touchdowns..... None
Longest Rush..... 13 at Nicholls (8/31/23)
Receptions..... None
Receiving Yards..... None
Receiving TDs..... None
Longest Rec..... None

9 • MARCUS FULCHER

CAREER HONORS
• Third Team All-Big Sky (RB & PR, 2022)
• Preseason All-Big Sky (2023)

CAREER 100-YARD RUSHING GAMES (1)
• 108 vs. Incarnate Word (12/9/22)

CAREER MULTI RUSHING TOUCHDOWN GAMES (4)
• 2 vs. Southern Oregon (8/31/19)
• 2 vs. Northern Colorado (10/8/22)
• 2 at Portland State (10/11/22)
• 2 at Nicholls (8/31/23)

CAREER HIGHS

Attempts..... 19 at Nicholls (8/31/23)
Yards..... 108 vs. Incarnate Word (12/9/22)
Touchdowns..... 2 (4x), last at Nicholls (8/31/23)
Longest Rush..... 28 vs. Southern Oregon (8/31/19)
Receptions..... 9 at UNI (9/17/22)
Receiving Yards..... 61 (2x), last at UNI (9/17/22)
Receiving TDs..... 1 (4x), last vs. UC Davis (11/19/22)
Longest Rec..... 60 (td) at Idaho State (9/25/21)
Longest Kick Ret..... 34 vs. UNI (9/11/21)
Longest Punt Ret..... 44 at Colorado State (9/24/22)

13 • ZEKE BURNETT

CAREER HIGHS
Attempts..... None
Yards..... None
Touchdowns..... None
Longest Rush..... None
Receptions..... None
Receiving Yards..... None
Receiving TDs..... None
Longest Rec..... None

14 • CURRON BORDERS

CAREER HIGHS
Attempts..... None
Yards..... None
Touchdowns..... None
Longest Rush..... None
Receptions..... None
Receiving Yards..... None
Receiving TDs..... None
Longest Rec..... None

23 • MICHAEL JOHNSON

CAREER HIGHS
Attempts..... 3 vs. Northern Colorado (10/8/22)
Yards..... 25 vs. Northern Colorado (10/8/22)
Touchdowns..... None
Longest Rush..... 12 vs. Northern Colorado (10/8/22)
Receptions..... None
Receiving Yards..... None
Receiving TDs..... None
Longest Rec..... None

25 • ELIJAH TAU-TOLLIVER

CAREER HIGHS
Attempts..... 8 (2x), last at Nicholls (8/31/23)
Yards..... 71 vs. Utah Tech (9/3/22)
Touchdowns..... None
Longest Rush..... 22 at Eastern Washington (10/15/22)
Receptions..... 2 at Colorado State (9/24/22)
Receiving Yards..... 19 at Colorado State (9/24/22)
Receiving TDs..... None
Longest Rec..... 10 at Colorado State (9/24/22)
Longest Kick Return..... 95 (td) vs. Richmond (12/3/22)

31 • ELIJAH GABLE

CAREER HIGHS
Attempts..... 8 vs. Northern Arizona (10/23/21)
Yards..... 40 vs. Portland State (11/13/21)
Touchdowns..... 1 vs. Portland State (11/13/21)
Longest Rush..... 33 (td), vs. Portland State (11/13/21)
Receptions..... 3 vs. Utah Tech (9/3/22)
Receiving Yards..... 28 vs. Utah Tech (9/3/22)
Receiving TDs..... None
Longest Rec..... 13 vs. Utah Tech (9/3/22)

36 • NOVA KEBELI

CAREER HIGHS
Attempts..... None
Yards..... None
Touchdowns..... None
Longest Rush..... None
Receptions..... None
Receiving Yards..... None
Receiving TDs..... None
Longest Rec..... None

WIDE RECEIVERS

0 • CARLOS HILL

CAREER HIGHS
Receptions..... 7 vs. Texas A&M-Commerce (9/9/23)
Receiving Yards..... 55 at Nicholls (8/31/23)
Touchdowns..... None
Longest Rec..... 41 at Nicholls (8/31/23)
Longest Punt Return..... 3 vs. Utah Tech (9/3/22)

3 • CHRIS MILLER

CAREER HIGHS
Receptions..... 4 (2x), last at Northern Colorado (10/30/21)
Receiving Yards..... 63 vs. Portland State (11/13/21)
Touchdowns..... 1 (4x), last vs. Texas A&M-Commerce (9/9/23)
Longest Rec..... 43 (td), vs. Northern Arizona (10/23/21)

5 • DEVIN GANDY

CAREER HIGHS
Receptions..... 4 at UC Davis (11/20/21)
Receiving Yards..... 82 at Nicholls (8/31/23)
Touchdowns..... 1 vs. Southern Utah (10/9/21)
Longest Rec..... 59 vs. Portland State (11/13/21)
Longest Punt Return..... 16 vs. Southern Utah (10/9/21)
Longest Kick Return..... 94 (td) vs. Portland State (11/13/21)

8 • JARED GIPSON

CAREER MULTI RECEIVING TOUCHDOWN GAMES (1)
• 2 at Montana (10/16/21)

CAREER HIGHS
Receptions..... 5 at Colorado State (9/24/22)
Receiving Yards..... 96 vs. South Dakota State (12/4/21)
Touchdowns..... 2 at Montana (10/16/21)
Longest Rec..... 40 (td) (2x), last at Nicholls (8/31/23)



INDIVIDUAL CAREER HIGHS

11 • PARKER CLAYTON

CAREER MULTI RECEIVING TOUCHDOWN GAMES (1)
• 2 at Northern Arizona (10/23/21)

CAREER HIGHS

Receptions4 (5x), last vs. Northern Colorado (10/8/22)
Receiving Yards 78 vs. Weber State (11/2/19)
Touchdowns2 at Northern Arizona (10/23/21)
Longest Rec.40 vs. UC Davis (11/19/22)
Longest Kick Return..... 19 vs. Utah Tech (9/3/22)

12 • ONTERRIO SMITH, JR.

CAREER HIGHS

ReceptionsNone
Receiving YardsNone
TouchdownsNone
Longest Rec.None

15 • SAWYER MERRILL

CAREER HIGHS

Receptions1 (2x), last vs. Northern Colorado (10/8/22)
Receiving Yards11 vs. Northern Colorado (10/8/22)
TouchdownsNone
Longest Rec.5 vs. Northern Colorado (10/8/22)

18 • XAVIER MASON

CAREER HIGHS

ReceptionsNone
Receiving YardsNone
TouchdownsNone
Longest Rec.None

18 • JAYDEN WEBER

CAREER HIGHS

ReceptionsNone
Receiving YardsNone
TouchdownsNone
Longest Rec.None

26 • ANDERSON GROVER

CAREER HIGHS

Receptions2 (3x), last vs. Texas A&M-Commerce (9/9/23)
Receiving Yards 27 vs. Arizona State (11/12/22)*
Touchdowns 1 (2x), last at Nicholls (8/31/23)
Longest Rec. 17 vs. Arizona State (11/12/22)*
Longest Punt Return36 at Nicholls (8/31/23)
* While playing at Washington State

80 • ASHAR GRANGER

CAREER HIGHS

ReceptionsNone
Receiving YardsNone
TouchdownsNone
Longest Rec.None

81 • TAO MCCLINGTON

CAREER HIGHS

Receptions 4 at Idaho State (9/25/21)
Receiving Yards43 at Idaho State (9/25/21)
Touchdowns1 at Arizona State (9/16/19)
Longest Rec.19 at Arizona State (9/6/19)

83 • MEKHEI BYRD

CAREER HIGHS

ReceptionsNone
Receiving YardsNone
TouchdownsNone
Longest Rec.None

84 • DANNY SCUDERO

CAREER HIGHS

ReceptionsNone
Receiving YardsNone
TouchdownsNone
Longest Rec.None

85 • DARREN GANDY

CAREER HIGHS

ReceptionsNone
Receiving YardsNone
TouchdownsNone
Longest Rec.None

86 • TY SMITH

CAREER HIGHS

ReceptionsNone
Receiving YardsNone
TouchdownsNone
Longest Rec.None

TIGHT ENDS

16 • MARSHEL MARTIN

CAREER HONORS

- Second Team All-Big Sky (2019)
- HERO Sports Freshman All-American (2019)
- Phil Steele Freshman All-American (2019)
- Preseason All-Big Sky (2020)
- Stats Perform Third Team Preseason All-American (2020)
- Preseason All-Big Sky (2021)
- Stats Perform Third Team Preseason All-American (2021)
- HERO Sports Third Team Preseason All-America (2021)
- First Team All-Big Sky (2021)
- HERO Sports Sophomore All-American (2021)
- AFCA Second Team All-American (2021)
- Preseason All-Big Sky (2022)
- Phil Steele Second Team Preseason All-American (2022)
- Stats Perform Third Team Preseason All-American (2022)
- First Team All-Big Sky (2022)
- Athlon Sports First Team Preseason All-American (2023)
- HERO Sports First Team Preseason All-American (2023)
- East-West Shrine Bowl 1000 Watch List (2023)
- Preseason All-Big Sky (2023)
- Walter Payton Award Watch List (2023)
- Stats Perform First Team Preseason All-American (2023)
- Phil Steele First Team Preseason All-American (2023)
- Reese's Senior Bowl Watch List (2023)

CAREER 100-YARD RECEIVING GAMES (5)

- 117 vs. Northern Arizona (10/23/21)
- 112 at UC Davis (11/20/21)
- 103 vs. Northern Colorado (10/8/22)
- 148 vs. Richmond (12/3/22)
- 144 vs. Incarnate Word (12/9/22)

CAREER 10+ RECEPTION GAMES (2)

- 10 vs. Richmond (12/3/22)
- 12 vs. Incarnate Word (12/9/22)

CAREER MULTI RECEIVING TOUCHDOWN GAMES (5)

- 2 at Northern Arizona (11/9/19)
- 2 at Dixie State (9/4/21)
- 2 vs. Utah Tech (9/3/22)
- 2 vs. Richmond (12/3/22)
- 2 vs. Incarnate Word (12/9/22)

CAREER HIGHS

Receptions 12 vs. Incarnate Word (12/9/22)
Receiving Yards 148 vs. Richmond (12/3/22)
Touchdowns2 (4x), last vs. Incarnate Word (12/9/22)
Longest Rec.63 (td) at Northern Arizona (11/9/19)

47 • JAYDEN FLAIG

CAREER HIGHS

ReceptionsNone
Receiving YardsNone
TouchdownsNone
Longest Rec.None

82 • COLEMAN KUNTZ

CAREER HIGHS

Receptions 4 vs. Texas A&M-Commerce (9/9/23)
Receiving Yards68 vs. Texas A&M-Commerce (9/9/23)
TouchdownsNone
Longest Rec.28 vs. Texas A&M-Commerce (9/9/23)

88 • CHARLIE MCBRIDE

CAREER HIGHS

Receptions 1 (2x), last vs. Utah Tech (9/3/22)
Receiving Yards21 at Idaho State (9/25/21)
TouchdownsNone
Longest Rec.21 at Idaho State (9/25/21)

89 • AUSTIN JARRARD

CAREER HIGHS

ReceptionsNone
Receiving YardsNone
TouchdownsNone
Longest Rec.None



INDIVIDUAL CAREER HIGHS

DEFENSIVE LINE

34 • COBE WEEKS

CAREER HIGHS

Tackles.....	4 vs. Texas A&M-Commerce (9/9/23)
Solo Tackles.....	1 at Nicholls (8/31/23)
TFL.....	None
Sacks.....	None
Interceptions.....	None
Fumble Recoveries.....	None

40 • JOSH CASHIOLA

CAREER HIGHS

Tackles.....	3 vs. Texas A&M-Commerce (9/9/23)
Solo Tackles.....	None
TFL.....	0.5 vs. Texas A&M-Commerce (9/9/23)
Sacks.....	None
Interceptions.....	None
Fumble Recoveries.....	None

41 • DESHAWN LYNCH

CAREER 2+ SACK GAMES (1)

- 2.0 at Nicholls (8/31/23)

CAREER HIGHS

Tackles.....	5 at Weber State (11/5/22)
Solo Tackles.....	2 (2x), last vs. Texas A&M-Commerce (9/9/23)
TFL.....	2.0 at Nicholls (8/31/23)
Sacks.....	2.0 at Nicholls (8/31/23)
Interceptions.....	None
Fumble Recoveries.....	None

44 • CARTER SULLIVAN

CAREER HIGHS

Tackles.....	2 vs. Portland State (11/13/21)
Solo Tackles.....	1 (4x), last at UC Davis (11/20/21)
TFL.....	1.0 at UC Davis (11/20/21)
Sacks.....	1.0 vs. Portland State (11/13/21)
Interceptions.....	None
Fumble Recoveries.....	None

45 • XAVIER WILLIAMS

CAREER HIGHS

Tackles.....	1 (6x), last vs. Texas A&M-Commerce (9/9/23)
Solo Tackles.....	None
TFL.....	0.5 vs. Utah Tech (9/3/22)
Sacks.....	None
Interceptions.....	None
Fumble Recoveries.....	None

54 • RILEY HERNANDEZ

CAREER HIGHS

Tackles.....	4 vs. Montana (10/22/22)
Solo Tackles.....	1 vs. Montana (10/22/22)
TFL.....	None
Sacks.....	None
Interceptions.....	None
Fumble Recoveries.....	None

55 • JETT STANLEY

CAREER HONORS

- Honorable Mention All-Big Sky (2021)
- Third Team All-Big Sky (2022)

CAREER 10+ TACKLE GAMES (1)

- 10 vs. Montana (10/22/22)

CAREER HIGHS

Tackles.....	10 vs. Montana (10/22/22)
Solo Tackles.....	2 (2x), last at Nicholls (8/31/23)
TFL.....	1.0 (3x), last at Cal Poly (10/1/22)
Sacks.....	1.0 at Montana (10/16/21)
Interceptions.....	None
Fumble Recoveries.....	None

56 • BRANDON KNOTT

CAREER HIGHS

Tackles.....	4 (4x), last vs. Incarnate Word (12/9/22)
Solo Tackles.....	4 vs. Cal Poly (11/6/21)
TFL.....	1.0 (3x), last at Nicholls (8/31/23)
Sacks.....	1.0 (3x), last at Nicholls (8/31/23)
Interceptions.....	None
Fumble Recoveries.....	None

58 • DESEAN WATTS

CAREER HIGHS

Tackles.....	None
Solo Tackles.....	None
TFL.....	None
Sacks.....	None
Interceptions.....	None
Fumble Recoveries.....	None

75 • TYLER HENRY

CAREER HIGHS

Tackles.....	1 vs. Texas A&M-Commerce (9/9/23)
Solo Tackles.....	None
TFL.....	None
Sacks.....	None
Interceptions.....	None
Fumble Recoveries.....	None

87 • WILL SCHALDE

CAREER HIGHS

Tackles.....	None
Solo Tackles.....	None
TFL.....	None
Sacks.....	None
Interceptions.....	None
Fumble Recoveries.....	None

90 • PATE HAUNGA

CAREER HIGHS

Tackles.....	1 vs. Texas A&M-Commerce (9/9/23)
Solo Tackles.....	None
TFL.....	None
Sacks.....	None
Interceptions.....	None
Fumble Recoveries.....	None

93 • TYLER HARDEMAN

CAREER HIGHS

Tackles.....	9 at Idaho State (9/25/21)
Solo Tackles.....	4 at Idaho State (9/25/21)
TFL.....	1.5 (2x), last at Idaho State (9/25/21)
Sacks.....	1.0 (2x), last at Weber State (11/5/22)
Interceptions.....	None
Fumble Recoveries.....	None

94 • BEN AHIO

CAREER HIGHS

Tackles.....	2 (3x), last vs. Texas A&M-Commerce (9/9/23)
Solo Tackles.....	2 at Nicholls (8/31/23)
TFL.....	None
Sacks.....	None
Interceptions.....	None
Fumble Recoveries.....	None

95 • MASON BROUSSEAU

CAREER HIGHS

Tackles.....	1 (3x), last vs. Northern Colorado (10/8/22)
Solo Tackles.....	1 vs. Utah Tech (9/3/22)
TFL.....	None
Sacks.....	None
Interceptions.....	None
Fumble Recoveries.....	None

98 • KYLE STAHLCKER

CAREER HIGHS

Tackles.....	None
Solo Tackles.....	None
TFL.....	None
Sacks.....	None
Interceptions.....	None
Fumble Recoveries.....	None

99 • LEKE FASHOLA

CAREER HIGHS

Tackles.....	6 vs. Texas A&M-Commerce (9/9/23)
Solo Tackles.....	3 vs. Texas A&M-Commerce (9/9/23)
TFL.....	1.5 vs. Texas A&M-Commerce (9/9/23)
Sacks.....	1 at Portland State (10/11/22)
Interceptions.....	None
Fumble Recoveries.....	None

LINEBACKERS

4 • ARMON BAILEY

CAREER HONORS

- Co-Big Sky Defensive Player of the Week (9/24/22)
- Big Sky Defensive Player of the Week (10/1/22)
- First Team All-Big Sky (2022)
- Preseason All-Big Sky (2023)
- Buck Buchanan Award Watch List (2023)
- Stats Perform Second Team Preseason All-American (2023)
- Phil Steele Second Team Preseason All-American (2023)

CAREER 3+ TACKLE-FOR-LOSS GAMES (3)

- 3.0 at Dixie State (9/4/21)
- 3.0 vs. Idaho (10/29/22)
- 3.0 at Portland State (10/11/22)

CAREER 2+ SACK GAMES (2)

- 3.0 vs. Idaho (10/29/22)
- 2.0 at Portland State (10/11/22)

CAREER HIGHS

Tackles.....	9 (4x), last vs. Idaho (10/29/22)
Solo Tackles.....	7 vs. Idaho (10/29/22)
TFL.....	3.0 (2x), last vs. Idaho (10/29/22)
Sacks.....	3.0 vs. Idaho (10/29/22)
Interceptions.....	None
Fumble Recoveries.....	None

10 • BROCK MATHER

CAREER 10+ TACKLE GAMES (1)

- 13 vs. Montana (10/22/22)

CAREER HIGHS

Tackles.....	13 vs. Montana (10/22/22)
Solo Tackles.....	7 vs. Montana (10/22/22)
TFL.....	1.0 (2x), last vs. Montana (10/22/22)
Sacks.....	None
Interceptions.....	1 (2x), last vs. Texas A&M-Commerce (9/9/23)
Fumble Recoveries.....	at Portland State (10/11/22)

13 • JEREMY HARRIS

CAREER 10+ TACKLE GAMES (2)

- 10 vs. Northern Colorado (9/14/19)
- 10 at UC Davis (11/20/21)

CAREER HIGHS

Tackles.....	10 (2x), last at UC Davis (11/20/21)
Solo Tackles.....	6 (2x), last at UC Davis (11/20/21)
TFL.....	2.0 vs. Richmond (12/3/22)
Sacks.....	1.0 (5x), last vs. Incarnate Word (12/9/22)
Interceptions.....	None
Fumble Recoveries.....	1 at Colorado State (9/24/22)



INDIVIDUAL CAREER HIGHS

30 • MITCHELL WOLFE

CAREER HIGHS

Tackles 3 vs. Texas A&M-Commerce (9/9/23)
 Solo Tackles 2 vs. Northern Arizona (10/23/21)
 TFL None
 Sacks None
 Interceptions None
 Fumble Recoveries None

32 • NAKIAN JACKSON

CAREER HIGHS

Tackles 2 vs. Texas A&M-Commerce (9/9/23)
 Solo Tackles 1 at Nicholls (8/31/23)
 TFL None
 Sacks None
 Interceptions None
 Fumble Recoveries None

33 • ALEX ROCHA

CAREER HIGHS

Tackles None
 Solo Tackles None
 TFL None
 Sacks None
 Interceptions None
 Fumble Recoveries None

35 • HUNTER BOEDDEKER

CAREER HIGHS

Tackles None
 Solo Tackles None
 TFL None
 Sacks None
 Interceptions None
 Fumble Recoveries None

39 • DEREK HOUSTON

CAREER HIGHS

Tackles 1 vs. Texas A&M-Commerce (9/9/23)
 Solo Tackles 1 vs. Texas A&M-Commerce (9/9/23)
 TFL None
 Sacks None
 Interceptions None
 Fumble Recoveries None

50 • OGE FEO

CAREER HIGHS

Tackles 3 vs. Cal Poly (11/6/21)
 Solo Tackles 2 vs. Cal Poly (11/6/21)
 TFL None
 Sacks None
 Interceptions None
 Fumble Recoveries None

57 • ZACH CORBITT

CAREER HIGHS

Tackles 1 (2x), last at Nicholls (8/31/23)
 Solo Tackles None
 TFL None
 Sacks None
 Interceptions None
 Fumble Recoveries None

DEFENSIVE BACKS

0 • EIAN MOORE

CAREER HIGHS

Tackles 8 at Weber State (11/5/22)
 Solo Tackles 3 (2x), last vs. Montana (10/22/22)
 TFL None
 Sacks None
 Interceptions None
 Fumble Recoveries None

1 • CALEB NELSON

- CAREER HONORS**
- Second Team All-Big Sky (2022)
 - Preseason All-Big Sky (2023)
 - Phil Steele Fourth Team Preseason All-American (2023)

CAREER HIGHS

Tackles 6 (2x), last vs. South Dakota State (2/27/21)*
 Solo Tackles 5 (2x), last vs. Idaho (10/29/22)
 TFL 1.0 vs. South Dakota State (2/27/21)*
 Sacks None
 Interceptions 1 (2x), last vs. Utah Tech (9/3/22)
 Fumble Recoveries None
 * Set while playing at North Dakota

2 • PATRICK DEAN

CAREER HIGHS

Tackles 4 (2x), last at Weber State (11/5/22)
 Solo Tackles 3 vs. Northern Arizona (10/23/21)
 TFL 1.0 vs. Northern Arizona (10/23/21)
 Sacks None
 Interceptions 1 at Weber State (11/5/22)
 Fumble Recoveries None

3 • DILLON JUNIEL

CAREER HIGHS

Tackles 6 (2x), last at Nicholls (8/31/23)
 Solo Tackles 5 at Nicholls (8/31/23)
 TFL None
 Sacks None
 Interceptions 1 (2x), last vs. UC Davis (11/19/22)
 Fumble Recoveries None

6 • JACE O'HARA

CAREER HIGHS

Tackles 4 (3x), last at Portland State (10/11/22)
 Solo Tackles 4 vs. Southern Utah (10/9/21)
 TFL 1.0 (2x), last vs. Northern Arizona (10/23/21)
 Sacks 1.0 (2x), last at UNI (9/17/22)
 Interceptions None
 Fumble Recoveries None

7 • CAMERON BROUSSARD

CAREER 10+ TACKLE GAMES

- 10 at UC Davis (11/20/21)

CAREER HIGHS

Tackles 10 vs. UNI (9/11/21)
 Solo Tackles 7 (2x), last vs. Incarnate Word (12/9/22)
 TFL None
 Sacks None
 Interceptions 1 (2x), last vs. Richmond (12/3/22)
 Fumble Recoveries None

12 • JASON OLIVER

CAREER HIGHS

Tackles 2 (3x) last at Washington (11/19/22)*
 Solo Tackles 2 (3x) last at Washington (11/19/22)*
 TFL None
 Sacks None
 Interceptions None
 Fumble Recoveries None
 * While playing at Colorado

14 • DORIAN POLLARD

CAREER HIGHS

Tackles 2 at Nicholls (8/31/23)
 Solo Tackles 1 vs. Portland State (11/13/21)
 TFL None
 Sacks None
 Interceptions None
 Fumble Recoveries None

16 • CALEB HIGGINS

CAREER HIGHS

Tackles 3 at Nicholls (8/31/23)
 Solo Tackles 1 (2x), last vs. Texas A&M-Commerce (9/9/23)
 TFL None
 Sacks None
 Interceptions None
 Fumble Recoveries None

17 • ANTA'VEON MCKENZIE

CAREER HIGHS

Tackles None
 Solo Tackles None
 TFL None
 Sacks None
 Interceptions None
 Fumble Recoveries None

18 • FATA PULOKA

CAREER HIGHS

Tackles None
 Solo Tackles None
 TFL None
 Sacks None
 Interceptions None
 Fumble Recoveries None

19 • ZELMAR VEDDER

CAREER HIGHS

Tackles None
 Solo Tackles None
 TFL None
 Sacks None
 Interceptions None
 Fumble Recoveries None

20 • JALIN SPEED

CAREER HIGHS

Tackles 2 vs. Richmond (12/3/22)
 Solo Tackles 1 (3x), last vs. Northern Colorado (10/8/22)
 TFL None
 Sacks None
 Interceptions None
 Fumble Recoveries None

21 • KYLEN ROSS

CAREER HIGHS

Tackles 5 at Cal Poly (10/1/22)
 Solo Tackles 3 at Cal Poly (10/1/22)
 TFL None
 Sacks None
 Interceptions 1 at Nicholls (8/31/23)
 Fumble Recoveries 1 vs. Northern Colorado (10/8/22)

22 • ELIAS MULLICAN

CAREER HIGHS

Tackles None
 Solo Tackles None
 TFL None
 Sacks None
 Interceptions None
 Fumble Recoveries None



INDIVIDUAL CAREER HIGHS

23 • LAMONT JOHNSON-BURRELL

CAREER HIGHS

Tackles.....	None
Solo Tackles.....	None
TFL.....	None
Sacks.....	None
Interceptions.....	None
Fumble Recoveries.....	None

24 • DAVION ROSS

CAREER HIGHS

Tackles.....	6 at Fresno State (9/21/19)
Solo Tackles.....	4 at Fresno State (9/21/19)
TFL.....	1.0 at Fresno State (9/21/19)
Sacks.....	None
Interceptions.....	None
Fumble Recoveries.....	None

26 • DAIZON ALLEN

CAREER HIGHS

Tackles.....	None
Solo Tackles.....	None
TFL.....	None
Sacks.....	None
Interceptions.....	None
Fumble Recoveries.....	None

27 • GAVIN DAVIS-SMITH

CAREER HIGHS

Tackles.....	9 vs. Utah Tech (9/3/22)
Solo Tackles.....	7 vs. Utah Tech (9/3/22)
TFL.....	None
Sacks.....	None
Interceptions.....	None
Fumble Recoveries.....	None

28 • KAMERON ROCHA

CAREER HIGHS

Tackles.....	6 vs. Northern Arizona (10/23/21)
Solo Tackles.....	3 vs. Texas A&M-Commerce (9/9/23)
TFL.....	None
Sacks.....	None
Interceptions.....	None
Fumble Recoveries.....	None

29 • KOA AKUI

CAREER HIGHS

Tackles.....	None
Solo Tackles.....	None
TFL.....	None
Sacks.....	None
Interceptions.....	None
Fumble Recoveries.....	None

37 • XANDER CHISOLM

CAREER HIGHS

Tackles.....	None
Solo Tackles.....	None
TFL.....	None
Sacks.....	None
Interceptions.....	None
Fumble Recoveries.....	None

38 • DEVAUGHN HOUSTON

CAREER HIGHS

Tackles.....	3 at Nicholls (8/31/23)
Solo Tackles.....	2 at Nicholls (8/31/23)
TFL.....	None
Sacks.....	None
Interceptions.....	None
Fumble Recoveries.....	None

42 • ASHTON MOULTRIE

CAREER HIGHS

Tackles.....	1 at Nicholls (8/31/23)
Solo Tackles.....	1 at Nicholls (8/31/23)
TFL.....	None
Sacks.....	None
Interceptions.....	None
Fumble Recoveries.....	None

SPECIALISTS

91 • CAL MCGOUGH

CAREER HIGHS

Punts.....	5 (2x), last vs. UC Davis (11/19/22)
Longest Punt.....	55 vs. Richmond (12/3/22)

92 • EVAN KIELY

CAREER HIGHS

Field Goals Made.....	None
Field Goals Att.....	None
Longest Field Goal.....	None
PATs.....	None

96 • CONNOR STUTZ

CAREER HIGHS

Punts.....	2 vs. Utah Tech (9/3/22)
Longest Punt.....	48 vs. Utah Tech (9/3/22)


97 • ZACH SCHREINER

CAREER HIGHS

Field Goals Made.....	2 vs. Texas A&M-Commerce (9/9/23)
Field Goals Att.....	3 vs. Texas A&M-Commerce (9/9/23)
Longest Field Goal.....	40 vs. Texas A&M-Commerce (9/9/23)
PATs.....	5 at Nicholls (8/31/23)



2023 RECAPS

Aug. 31 Guidry Stadium Thibodaux, La.		
	SACRAMENTO STATE	38
	NICHOLLS	24

SACRAMENTO, Calif. — Sacramento State jumped out to an early lead, withstood a surge from Nicholls, and then pulled away for a 38-24 win over the Colonels at Guidry Stadium.

Marcus Fulcher rushed for a pair of touchdowns in the first 17 minutes of the game, and Kaiden Bennett then threw for a pair of scores and rushed for another to lead the offense. Sacramento State finished the game with 441 yards of total offense (185 rushing, 256 passing).

The Hornets had a near perfect start to the game, using 14 plays to cover 75 yards for a touchdown on the opening drive. Fulcher gained 33 yards during the series, including a gain of 14 on 3rd-and-11. Fulcher capped the drive, which also included a 26-yard rush from quarterback Carson Camp, with a 5-yard run around the right edge.

Sacramento State added to its lead on the first drive of the second quarter when Fulcher scored on a 1-yard rush up the middle for his fourth multi-rushing touchdown game of his career.

Trailing 17-0, Nicholls found its offensive rhythm late in the second period, scoring its first points on a 30-yard field goal from Gavin Lasseigne with just 21 seconds remaining. The Colonels trimmed the deficit to 17-10 midway through the third quarter when quarterback Pat McQuaide kept it for a 4-yard touchdown.

Sacramento State then put the game out of reach with 21 unanswered points. Bennett connected with Jared Gipson for a 40-yard touchdown pass late in the third quarter. Bennett later rushed for a 7-yard touchdown on 4th-and-1 and then hit Anderson Grover for a 6-yard TD pass.

SCORE BY QUARTERS	1	2	3	4	FINAL
Sacramento State (1-0)	7	10	7	14	38
Nicholls (0-1)	0	3	7	14	24

SCORING SUMMARY

First Quarter

10:01 SAC Fulcher 5 yd rush (Schreiner kick)

Second Quarter

13:16 SAC Fulcher 1 yd rush (Schreiner kick)

06:34 SAC Schreiner 23 yd field goal

00:21 NICH Lasseigne 30 yd field goal

Third Quarter

07:16 NICH McQuaide 4 yd rush (Lasseigne kick)

01:05 SAC Gipson 40 yd pass from Bennett (Schreiner kick)

Fourth Quarter

12:43 SAC Bennett 7 yd rush (Schreiner kick)

10:13 SAC Grover 6 yd pass from Bennett (Schreiner kick)

07:26 NICH Spears 3 yd rush (Lasseigne kick)

01:40 NICH Matthews 84 yd pass from McQuaide (Lasseigne kick)

TEAM STATISTICS

	SAC	NICH
FIRST DOWNS	22	18
RUSHES-YARDS (NET)	49-185	36-97
PASSING YDS (NET)	256	196
Passes Comp.-Att.-Int.	16-27-1	15-29-1
TOTAL OFFENSE PLAYS-YARDS	76-441	65-293
Fumble Returns-Yards	0-0	0-0
Punt Returns-Yards	4-54	0-0
Kickoff Returns-Yards	3-64	6-126
Interception Returns-Yards	1-0	1-38
Punts (Number-Avg)	4-43.5	7-45.3
Fumbles-Lost	0-0	0-0
Penalties-Yards	8-80	4-40
Possession Time	33:11	26:49
Third-Down Conversions	7-15	4-15
Fourth-Down Conversions	1-1	0-1
Red-Zone Scores-Chances	5-5	3-3
Sacks By: Number-Yards	3-27	0-0

RUSHING: SAC: Fulcher 19-71, 2 TD; Bennett 10-38, TD; Moleni 8-32; Camp 2-25; Tau-Tolliver 8-23.

NICH: Guggenheim 10-74; Spears 9-42, TD; Smith-Lindsey 1-8; McQuaide 9(-5), TD.

PASSING: SAC: Bennett 11-16-0-221-2; Camp 5-11-1-35-0.

NICH: McQuaide 15-29-1-196-1.

RECEIVING: SAC: De. Gandy 3-82; Gipson 3-60, TD; Kuntz 3-22; Hill 2-55;

Fulcher 2-17; Grover 2-15, TD; Martin 1-5.

NICH: Montgomery 3-40; Brown 3-22; Lemay 2-29; Matthews 1-84, TD;

Negrotto 2-12; Robinson 1-6; Smith-Lindsey 1-4; Albert 1-1; Guggenheim

1-0; Spears 1(-2).

INTERCEPTIONS: SAC: K. Ross 1-0. NICH: Fusher 1-38.

FUMBLES: SAC: None. NICH: None.

SACKS (UA-A): SAC: Lynch 2-0; Knott 1-0. NICH: None.

TACKLE LEADERS: SAC: Mather 6-2; Juniel 5-1; Harris 4-2; Bailey 4-2; Lynch

2-2; Je. Stanley 2-2; Broussard 2-2.

NICH: Lee 3-8; Ennis 5-2; Shaheen 2-5; Jackson 5-1; Morton 5-1; Mathews

4-1; Sharkey 3-2.

ATTENDANCE: TBA.

Sept. 9 Hornet Stadium Sacramento, Calif.		
	TAMU-COMMERCE	6
	SACRAMENTO STATE	34

SACRAMENTO, Calif. — Sacramento State amassed over 500 yards of offense and allowed just one score on defense in a 34-6 win over Texas A&M-Commerce.

The eighth-ranked Hornets rushed for 311 yards with three players gaining at least 59 yards. The group was led by Kaiden Bennett who had a career high 101 rushing yards.

Sacramento State scored on the opening drive of the game with a 7-play, 80-yard drive. The Hornets were explosive from the beginning as Bennett connected with Devin Gandy for a 33-yard strike. Bennett capped the series with an 8-yard dash up the middle of the field.

The Hornets extended their lead to 10-0 with a 33-yard field goal from Zach Schreiner with 4:13 remaining in the opening period. The team tacked on a touchdown on the opening drive of the second quarter. Facing 3rd-and-8 Bennett found Chris Miller for a 16-yard touchdown. Miller was well-covered on the play and made the catch while falling backwards in the back of the end zone to make the score 17-0.

After the defense forced a stop, Bennett again found pay dirt with a 40-yard sprint down the right sideline.

Sacramento State appeared to be poised to score the final points of the half when the team took the ball with 1:19 remaining at the A&M-Commerce 30-yard line. Instead, Bennett was intercepted by Max Epps who returned it all the way to the Hornet 14. Two plays later, the Lions scored their only points with a 1-yard run from Peter Parrish.

The Hornets quickly answered with a four-play drive where Schreiner kicked a 40-yard field goal as time expired to give the Hornets a 27-6 lead at intermission.

The Hornet defense started the second half with a 3-and-out and the offense responded with a 9-play, 55-yard drive which resulted in a 5-yard touchdown run from Marcus Fulcher. That score, with 8:47 remaining in the third quarter, proved to be the final points in the game.

SCORE BY QUARTERS	1	2	3	4	FINAL
Texas A&M-Commerce (0-2)	0	6	0	0	6
Sacramento State (2-0)	10	17	7	0	34

SCORING SUMMARY

First Quarter

12:03 SAC Bennett 8 yd rush (Schreiner kick)

04:13 SAC Schreiner 33 yd field goal

Second Quarter

11:16 SAC Miller 16 yd pass from Bennett (Schreiner kick)

07:17 SAC Bennett 40 yd rush (Schreiner kick)

00:41 TAMC Parrish 1 yd rush (pass failed)

00:00 SAC Schreiner 40 yd field goal

Third Quarter

08:47 SAC Fulcher 5 yd rush (Schreiner kick)

TEAM STATISTICS

	TAMUC	SAC
FIRST DOWNS	13	28
RUSHES-YARDS (NET)	34-134	45-311
PASSING YDS (NET)	72	192
Passes Comp.-Att.-Int.	13-27-1	17-26-1
TOTAL OFFENSE PLAYS-YARDS	61-206	71-503
Fumble Returns-Yards	0-0	0-0
Punt Returns-Yards	0-0	3-19
Kickoff Returns-Yards	3-57	2-51
Interception Returns-Yards	1-61	1-0
Punts (Number-Avg)	7-41.6	3-46.0
Fumbles-Lost	1-0	0-0
Penalties-Yards	3-25	4-40
Possession Time	29:08	30:52
Third-Down Conversions	2-14	4-10
Fourth-Down Conversions	2-4	1-2
Red-Zone Scores-Chances	1-3	4-4
Sacks By: Number-Yards	0-0	1-9

RUSHING: TAMUC: Branch 14-65; Parrish 13-38, TD; Buckner 1-15; Rucker 2-8; Hargrove 3-4; Magana 1-4.

SAC: Bennett 10-101, 2 TD; Fulcher 12-79, TD; Tau-Tolliver 7-59; Gable 4-34;

Moleni 8-27; Camp 3-8; M. Johnson 1-3.

PASSING: TAMUC: Parrish 12-25-1-63-0; Magana 1-2-0-9-0.

SAC: Bennett 14-22-1-176-1; Camp 3-4-0-16-0.

RECEIVING: TAMUC: Elder 6-33; Branch 2-21; Hargrove 2-0; Ruckner 19;

Khepera 1-5; York 1-4.

SAC: Hill 7-53; Kuntz 4-68; Grover 2-8; De. Gandy 1-33; Miller 1-16, TD;

Clayton 1-9; Fulcher 1-5.

INTERCEPTIONS: TAMUC: Epps 1-61. SAC: Mather 1-0.

FUMBLES: TAMUC: Parrish 1-0. SAC: None.

SACKS (UA-A): TAMUC: None. SAC: Harris 0.5-4; Fashola 0.5-4.

TACKLE LEADERS: TAMUC: Epps 4-4; Polk 5-1; Taylor 4-2; Lowe 1-5; Ware

3-2; Hurd 1-4.

SAC: Davis-Smith 4-3; Fashola 3-3; Mather 2-4; Broussard 0-6; Bailey 2-3;

Harris 2-3.

ATTENDANCE: 12,316.



2023 OPPONENT SCHEDULES

NICHOLLS (0-1, 0-0 SLC)		
8/31	SACRAMENTO STATE	L, 38-24
9/9	at TCU	L, 41-6
9/23	at Tulane	TBA
9/30	at McNeese*	5 p.m.
10/7	HOUSTON CHRISTIAN*	1 p.m.
10/14	NORTHWESTERN STATE*	1 p.m.
10/21	at Texas A&M-Commerce*	1:30 p.m.
10/28	SOUTHEAST MISSOURI	12 p.m.
11/4	at UIW*	1 p.m.
11/11	LAMAR*	4 p.m.
11/16	at Southeastern Louisiana	4 p.m.

A&M-COMMERCE (0-2, 0-0 SLC)		
8/31	UC DAVIS	L, 48-10
9/9	at Sacramento State	L, 34-6
9/23	at Old Dominion	12:30 p.m.
9/30	at Stephen F. Austin	4 p.m.
10/7	McNEESE*	5 p.m.
10/14	at UIW*	2 p.m.
10/21	NICHOLLS STATE*	1:30 p.m.
10/28	at Houston Christian*	12 p.m.
11/4	at Lamar*	1 p.m.
11/11	SOUTHEASTERN LOUISIANA*	1:30 p.m.
11/18	at Northwestern State*	12 p.m.

STANFORD (1-1, 0-1 PAC-12)		
9/1	at Hawaii	W, 37-24
9/9	at USC*	L, 56-10
9/16	SACRAMENTO STATE	5 p.m.
9/23	ARIZONA*	TBA
9/30	OREGON*	TBA
10/13	at Colorado*	7 p.m.
10/21	UCLA*	TBA
10/28	WASHINGTON*	TBA
11/4	at Washington State*	TBA
11/11	at Oregon State*	TBA
11/18	CALIFORNIA*	TBA
11/25	NOTRE DAME*	TBA

IDAHO (2-0, 0-0 Big Sky)		
8/31	at Lamar	W, 42-17
9/9	at Nevada	W, 33-6
9/16	at California	1 p.m.
9/23	SACRAMENTO STATE*	1 p.m.
9/30	at Eastern Washington*	1 p.m.
10/7	at Cal Poly*	5 p.m.
10/14	MONTANA*	7:30 p.m.
10/28	MONTANA STATE*	1 p.m.
11/4	at Northern Colorado*	12 p.m.
11/11	at Weber State*	12 p.m.
11/28	IDAHO STATE*	4 p.m.

NORTHERN ARIZ. (0-2, 0-0 Big Sky)		
9/2	at Arizona	L, 38-3
9/9	at North Dakota	L, 37-22
9/16	UTAH TECH	1 p.m.
9/23	MONTANA*	1 p.m.
9/30	at Sacramento State*	6 p.m.
10/7	at Weber State*	6 p.m.
10/14	PORTLAND STATE*	1 p.m.
10/28	UC DAVIS*	1 p.m.
11/4	at Montana State*	11 a.m.
11/11	NORTHERN COLORADO*	12 p.m.
11/18	at Eastern Washington*	1 p.m.

NORTHERN COLO. (0-2, 0-0 Big Sky)		
8/31	at Abilene Christian	L, 31-11
9/9	UIW	L, 42-7
9/16	at Washington State	2 p.m.
9/23	at Idaho State*	3 p.m.
9/30	WEBER STATE*	12 p.m.
10/14	SACRAMENTO STATE*	12 p.m.
10/21	at Cal Poly*	5 p.m.
10/28	at Montana*	12 p.m.
11/4	IDAHO*	12 p.m.
11/11	at Northern Arizona	12 p.m.
11/18	PORTLAND STATE	11 a.m.

MONTANA STATE (1-1, 0-0 Big Sky)		
9/2	UTAH TECH	W, 63-20
9/9	at South Dakota State	L, 20-16
9/16	STETSON	12 p.m.
9/23	at Weber State*	5 p.m.
9/30	PORTLAND STATE*	1 p.m.
10/14	CAL POLY*	5 p.m.
10/21	at Sacramento State*	7:30 p.m.
10/28	at Idaho*	1 p.m.
11/4	NORTHERN ARIZONA*	12 p.m.
11/11	EASTERN WASHINGTON*	12 p.m.
11/18	at Montana*	11 a.m.

IDAHO STATE (0-2, 0-0 Big Sky)		
9/2	at San Diego State	L, 36-28
9/9	at Utah State	L, 78-28
9/16	NORTHERN IOWA	3 p.m.
9/23	NORTHERN COLORADO*	3 p.m.
9/30	at Montana*	1 p.m.
10/14	EASTERN WASHINGTON*	3 p.m.
10/21	at Portland State*	1 p.m.
10/28	at Sacramento State*	6 p.m.
11/4	WEBER STATE*	3 p.m.
11/11	UC DAVIS*	3 p.m.
11/18	at Idaho*	4 p.m.

MONTANA (2-0, 0-0 Big Sky)		
9/2	BUTLER	W, 35-20
9/9	at Utah Tech	W, 43-13
9/16	FERRIS STATE	5 p.m.
9/23	at Northern Arizona*	1 p.m.
9/30	IDAHO STATE*	1 p.m.
10/7	at UC Davis*	4 p.m.
10/14	at Idaho*	7:30 p.m.
10/28	NORTHERN COLORADO*	12 p.m.
11/4	SACRAMENTO STATE*	5 p.m.
11/11	at Portland State*	7 p.m.
11/18	MONTANA STATE*	11 a.m.

CAL POLY (1-1, 0-0 Big Sky)		
9/2	SAN DIEGO	W, 27-10
9/9	at San Jose State	L, 59-3
9/16	LINCOLN	5 p.m.
9/23	at Portland State*	1 p.m.
9/30	UC DAVIS*	5 p.m.
10/7	IDAHO*	5 p.m.
10/14	at Montana State*	5 p.m.
10/21	NORTHERN COLORADO*	5 p.m.
11/4	at Eastern Washington*	1 p.m.
11/11	at Sacramento State*	2 p.m.
11/18	WEBER STATE*	5 p.m.

UC DAVIS (1-1, 0-0 Big Sky)		
8/31	at Texas A&M-Commerce	W, 48-10
9/9	at Oregon State	L, 56-7
9/16	SOUTHERN UTAH	7 p.m.
9/23	EASTERN WASHINGTON*	7 p.m.
9/30	at Cal Poly*	5 p.m.
10/7	MONTANA*	4 p.m.
10/14	at Weber State*	5 p.m.
10/28	at Northern Arizona*	1 p.m.
11/4	PORTLAND STATE*	4 p.m.
11/11	at Idaho State*	3 p.m.
11/18	SACRAMENTO STATE*	12 p.m.