

NCAA Gymnastics Score Sheet

Teams: Home Arizona State University Visitor Stanford University
 Date Mar 23, 2019 Place Pac 12 Conference Attendance 0

Name		1	2	3	4	nd	AVE	Name		1	2	3	4	nd	AVE
V A U L T	1 Corinne Belkoff 116	9.80	9.85	9.85	9.80		9.825	1 Kaylee Cole 135	9.65	9.85	9.75	9.75		9.750	
	2 Jessica Ginn 118	9.85	9.80	9.85	9.85		9.850	2 Taryn Fitzgerald 136	9.70	9.85	9.75	9.65		9.725	
	3 Kaitlyn Szafranski 127	9.85	9.90	9.85	9.80		9.850	3 Kyla Bryant 134	9.85	9.90	9.90	9.85		9.875	
	4 Cairo Leonard-Baker 125	9.85	9.80	9.80	9.80		9.800	4 Rachael Flam 137	9.90	9.90	9.90	9.90		9.900	
	5 Morgan Wilson 132	9.80	9.85	9.80	9.80		9.800	5 Aleeza Yu 149	9.80	9.80	9.75	9.80		9.800	
	6 Jasmine Gutierrez 119	9.60	9.55	9.60	9.50		9.575	6 Madison Brunette 133	9.70	9.55	9.70	9.65		9.675	

Vault Score: **49.125** Running Score: **49.125** Vault Score: **49.050** Running Score: **49.050**

B A R S	1 Morgan Wilson 132	9.80	9.80	9.80	9.85		9.800	1 Taylor Lawson 142	9.80	9.80	9.75	9.80		9.800
	2 Kaitlyn Szafranski 127	9.75	9.75	9.75	9.80		9.750	2 Grace Waguespack 148	9.95	9.90	9.85	9.85		9.875
	3 Morgan Hart 120	9.80	9.90	9.90	9.90		9.900	3 Aleeza Yu 149	9.80	9.80	9.80	9.80		9.800
	4 Ashley Szafranski 128	9.85	9.80	9.80	9.75		9.800	4 Madison Brunette 133	9.80	9.85	9.85	9.85		9.850
	5 Justine Callis 117	9.80	9.85	9.75	9.90		9.825	5 Kyla Bryant 134	9.85	9.95	9.85	9.90		9.875
	6 Cairo Leonard-Baker 125	9.95	10.00	9.95	9.95		9.950	6 Rachael Flam 137	9.20	9.30	9.10	9.05		9.150

Bars Score: **49.275** Running Score: **98.400** Bars Score: **49.200** Running Score: **98.250**

B E A M	1 Morgan Wilson 132	9.55	9.70	9.70	9.70		9.700	1 Taryn Fitzgerald 136	9.85	9.85	9.85	9.80		9.850
	2 Jasmine Gutierrez 119	9.00	8.80	9.10	9.05		9.025	2 Taylor Lawson 142	9.75	9.80	9.80	9.80		9.800
	3 Heather Udowitch 130	9.65	9.80	9.75	9.70		9.725	3 Kaylee Cole 135	9.35	9.25	9.15	9.20		9.225
	4 Ashley Szafranski 128	9.70	9.65	9.75	9.75		9.725	4 Kyla Bryant 134	9.90	9.90	9.85	9.80		9.875
	5 Cairo Leonard-Baker 125	9.90	9.70	9.85	9.85		9.850	5 Ashley Tai 147	9.65	9.65	9.70	9.70		9.675
	6 Justine Callis 117	9.85	9.80	9.85	9.80		9.825	6 Rachael Flam 137	9.15	9.25	9.05	9.15		9.150

Beam Score: **48.825** Running Score: **147.225** Beam Score: **48.425** Running Score: **146.675**

F L O O R	1 Heather Udowitch 130	9.55	9.60	9.50	9.55		9.550	1 Kaylee Cole 135	9.85	9.80	9.80	9.85		9.825
	2 Justine Callis 117	9.80	9.85	9.90	9.80		9.825	2 Hailee Hoffman 141	9.80	9.85	9.80	9.80		9.800
	3 Corinne Belkoff 116	9.85	9.90	9.90	9.90		9.900	3 Rachael Flam 137	9.85	9.85	9.90	9.85		9.850
	4 Jessica Ginn 118	9.85	9.90	9.95	9.85		9.875	4 Taylor Lawson 142	9.80	9.80	9.80	9.70		9.800
	5 Kaitlyn Szafranski 127	9.75	9.75	9.85	9.75	-0.1	9.650	5 Morgan Hoang 139	9.90	9.85	9.85	9.90		9.875
	6 Cairo Leonard-Baker 125	9.90	9.95	9.95	9.90		9.925	6 Kyla Bryant 134	9.90	9.90	9.85	9.95		9.900

Floor Score: **49.175** Running Score: **196.400** Floor Score: **49.250** Running Score: **195.925**

Final Team Score: 196.400 Final Team Score: 195.925

All-Arounders

All-Arounders

VT	Leonard-Bake							Bryant	Flam					
UB	9.800							9.875	9.900					
BB	9.950							9.875	9.150					
FX	9.850							9.875	9.150					
	9.925							9.900	9.850					
AA	39.525							39.525	38.050					

Judge's Signatures *VT [Signature] *UB [Signature] *BB [Signature] *FX [Signature]
Robin Smith (National), Jeana Ely (National) Lois Colburn (Brevet), Peggy Gillette (National) Donnalyn Trevelyan (Brevet), Helen Mjureen Blair (National) Denise Green (Brevet), Debra Campbell (National)

* Head Judge [Signature] *UB [Signature] *BB [Signature] *FX [Signature]
Linda Fenton (National), Amanda Turko (National) Anna Lee Olsen (National), Kim Rigg (National) Patricia Bryant (National), Emma [?], [?] (National) [?], [?] (National), Beth Keller (National)

Coach's Signature [Signature] Coach's Signature [Signature]
Jay Santos Tabitha Yim

NCAA Gymnastics Score Sheet

Teams: Home University Of Arizona Visitor University of Washington

Date Mar 23, 2019 Place Pac 12 Conference Attendance 11000 0

Name		1	2	3	4	nd	AVE	Name		1	2	3	4	nd	AVE
VAULT	1 Jenny Leung 111	9.80	9.75	9.75	9.60		9.750	1 Amara Cunningham 153	9.75	9.75	9.65	9.75		9.750	
	2 Courtney Cowles 103	9.75	9.75	9.70	9.65		9.725	2 Monica Riley 157	9.75	9.85	9.80	9.75		9.775	
	3 Heather Swanson 115	9.85	9.80	9.85	9.85		9.850	3 Kristyn Hoffa 154	9.80	9.80	9.80	9.80		9.800	
	4 Adra Parks 113	9.90	9.85	9.80	9.75		9.825	4 Madison Copiak 152	9.65	9.75	9.75	9.75		9.750	
	5 Maddi Leydin 112	9.30	9.20	9.25	9.25		9.250	5 Geneva Thompson 161	9.85	9.85	9.80	9.80		9.825	
	6 Mackinzie Kane 108	9.60	9.70	9.55	9.65		9.625								

Vault Score: **48.775** Running Score: **48.775** Vault Score: **48.900** Running Score: **48.900**

BARS	1 Haylie Hendrickson 107	9.80	9.85	9.85	9.85		9.850	1 Michaela Nelson 156	9.80	9.80	9.80	9.85		9.800
	2 Heather Swanson 115	9.75	9.80	9.80	9.85		9.800	2 Maya Washington 163	9.75	9.90	9.85	9.80		9.825
	3 Danielle Spencer-Bear 114	9.25	9.40	9.30	9.35		9.325	3 Brenna Brooks 150	9.75	9.65	9.80	9.80		9.775
	4 Maddi Leydin 112	9.85	9.90	9.85	9.90		9.875	4 Monica Riley 157	9.85	9.85	9.80	9.85		9.850
	5 Christina Berg 102	9.85	9.90	9.90	9.90		9.900	5 Madison Copiak 152	9.85	9.90	9.90	9.90		9.900
	6 Adra Parks 113	9.30	9.20	9.20	9.25		9.225	6 Geneva Thompson 161	9.80	9.80	9.75	9.80		9.800

Bars Score: **48.750** Running Score: **97.525** Bars Score: **49.175** Running Score: **98.075**

BEAM	1 Kennedi Davis 104	9.00	8.90	8.95	9.00		8.975	1 Brenna Brooks 150	9.85	9.80	9.75	9.85		9.825
	2 Jenny Leung 111	9.00	9.10	9.05	9.15		9.075	2 Meaghan Ruttan 160	9.25	9.20	9.30	9.20		9.225
	3 Maddi Leydin 112	9.55	9.70	9.65	9.65		9.650	3 Maya Washington 163	9.90	9.85	9.85	9.85		9.850
	4 Sydney Freidin 106	9.10	9.00	9.00	9.00		9.000	4 Michaela Nelson 156	9.75	9.80	9.80	9.80		9.800
	5 Courtney Cowles 103	9.80	9.75	9.80	9.75		9.775	5 Malory Rose 159	9.85	9.85	9.85	9.85		9.850
	6 Haylie Hendrickson 107	9.75	9.80	9.75	9.75		9.750	6 Madison Copiak 152	9.75	9.75	9.80	9.85		9.775

Beam Score: **47.250** Running Score: **144.775** Beam Score: **49.100** Running Score: **147.175**

FLOOR	1 Haylie Hendrickson 107	9.75	9.75	9.75	9.75		9.750	1 Michaela Nelson 156	9.65	9.65	9.50	9.60	-0.1	9.525
	2 Sydney Freidin 106	9.85	9.80	9.80	9.75		9.800	2 Monica Riley 157	9.70	9.65	9.70	9.70	-0.1	9.600
	3 Heather Swanson 115	9.80	9.75	9.85	9.85		9.825	3 Amara Cunningham 153	9.90	9.90	9.85	9.90		9.900
	4 Courtney Cowles 103	9.80	9.85	9.85	9.85		9.850	4 Geneva Thompson 161	9.90	9.85	9.90	9.90		9.900
	5 Maddi Leydin 112	9.85	9.85	9.85	9.85		9.850	5 Maya Washington 163	9.95	9.95	9.95	9.95		9.950
	6 Christina Berg 102	9.80	9.70	9.80	9.80		9.800	6 Kristyn Hoffa 154	9.80	9.70	9.70	9.80	-0.1	9.650

Floor Score: **49.125** Running Score: **193.900** Floor Score: **49.000** Running Score: **196.175**

Final Team Score: **193.900**

Final Team Score: **196.175**

All-Arounders

All-Arounders

VT	Leydin													
UB	9.250													
BB	9.875													
FX	9.650													
AA	9.850													
	38.625													

Judge's Signatures: *VT Robin Smith (National), Jeana Ely (National) *UB Lois Colburn (Brevet), Peggy Gillette (National) *BB Donnilyn Trevethan (Brevet), Helen Maureen Blair (National) Denise Green (Brevet), Debra Campbell (National)

* Head Judge: Linda Fenlon (National), Amanda Turko (National) Anna Lee Olson (National), Tim Riley (National) Patricia Bryant (National), Elena Lowndes (National) Shawn Earl (National), Beth Kober (National)

Coach's Signature: John Court Elise Ray-Statz

NCAA Gymnastics Score Sheet

Teams: Home Oregon State University Visitor UCLA
 Date Mar 23, 2019 Place Pac 12 Conference Attendance 8621

	Name	1	2	3	4	nd	AVE	Name	1	2	3	4	nd	AVE
VAULT	1 Lacy Dagen	184	9.80	9.75	9.80	9.70	9.775	1 Margzetta Frazier	204	9.85	9.80	9.80	9.80	9.800
	2 McKenna Singley	199	9.85	9.80	9.85	9.75	9.825	2 Pauline Tratz	219	9.85	9.80	9.85	9.85	9.850
	3 Madi Dagen	185	9.85	9.80	9.80	9.80	9.800	3 Felicia Hano	207	9.95	9.95	9.95	9.95	9.950
	4 Kaitlyn Yanish	201	9.90	9.85	9.85	9.85	9.850	4 Kyla Ross	214	9.90	9.95	9.90	9.90	9.900
	5 Lena Greene	190	9.85	9.75	9.85	9.85	9.850	5 Nia Dennis	202	9.85	9.90	9.90	9.85	9.875
	6 Mary Jacobsen	191	9.95	9.90	9.90	9.85	9.900	6 Gracie Kramer	210	9.85	9.85	9.85	9.80	9.850

Vault Score: **49.225** Running Score: **49.225** Vault Score: **49.425** Running Score: **49.425**

BARS	1 Colette Yamaoka	200	9.80	9.80	9.80	9.80	9.800	1 Margzetta Frazier	204	9.95	9.95	9.90	9.95	9.950
	2 Mary Jacobsen	191	9.80	9.90	9.85	9.90	9.875	2 Nia Dennis	202	9.90	9.90	9.90	9.90	9.900
	3 Isis Lowery	194	9.90	9.95	9.90	9.90	9.900	3 Felicia Hano	207	9.85	9.90	9.90	9.85	9.875
	4 Mariana Colussi-Pelae	183	9.85	9.90	9.95	9.90	9.900	4 Norah Flatley	203	9.80	9.85	9.85	9.90	9.850
	5 Halli Briscoe	182	9.85	9.90	9.85	9.85	9.850	5 Madison Kocian	208	9.90	10.00	9.90	9.95	9.925
	6 Sabrina Gill	188	9.85	9.85	9.80	9.80	9.825	6 Kyla Ross	214	9.95	10.00	10.00	10.00	10.000

Bars Score: **49.350** Running Score: **98.575** Bars Score: **49.650** Running Score: **99.075**

BEAM	1 McKenna Singley	199	9.90	9.85	9.85	9.85	9.850	1 Grace Glenn	206	9.90	9.95	9.95	9.95	9.950
	2 Mariana Colussi-Pelae	183	9.10	9.15	9.20	9.15	9.150	2 Brielle Nguyen	211	9.90	9.95	9.90	9.90	9.900
	3 Lacy Dagen	184	9.20	9.10	9.10	8.90	9.100	3 Madison Kocian	208	9.85	9.85	9.90	9.85	9.850
	4 Madi Dagen	185	9.90	9.90	9.90	9.90	9.900	4 Norah Flatley	203	9.90	9.70	9.85	9.85	9.850
	5 Maela Lazaro	193	9.90	9.90	9.90	9.90	9.900	5 Katelyn Ohashi	212	9.95	9.95	9.95	9.90	9.950
	6 Sabrina Gill	188	9.80	9.75	9.80	9.80	9.800	6 Kyla Ross	214	9.85	9.90	9.90	9.90	9.900

Beam Score: **48.600** Running Score: **147.175** Beam Score: **49.550** Running Score: **148.625**

FLOOR	1 Madi Dagen	185	9.85	9.80	9.80	9.85	9.825	1 Margzetta Frazier	204	9.75	9.85	9.80	9.85	9.825
	2 Mary Jacobsen	191	9.90	9.90	9.90	9.90	9.900	2 Gracie Kramer	210	9.95	9.95	10.00	9.95	9.950
	3 Savanna Force	187	9.85	9.85	9.85	9.85	9.850	3 Pauline Tratz	219	9.95	9.90	9.95	9.95	9.950
	4 McKenna Singley	199	9.90	9.90	9.90	9.90	9.900	4 Kyla Ross	214	10.00	10.00	9.95	10.00	10.000
	5 Isis Lowery	194	9.95	9.95	9.95	9.95	9.950	5 Felicia Hano	207	9.90	9.85	9.90	9.85	9.875
	6 Kaitlyn Yanish	201	9.35	9.35	9.40	9.30	9.350	6 Katelyn Ohashi	212	10.00	10.00	10.00	10.00	10.000

Floor Score: **49.425** Running Score: **196.600** Floor Score: **49.775** Running Score: **198.400**

Final Team Score: **196.600**

Final Team Score: **198.400**

All-Arounders

All-Arounders

VT								Ross						
UB								9.900						
BB								10.000						
FX								9.900						
AA								10.000						
								39.800						

Les C. Cole

Judge's Signatures: *VT *Robin Smith* (National), *Jeanne Ely* (National), *Lois Colburn* (Brevet), *Peggy Gillette* (National), *BB *Donna Lynn Trevethan* (Brevet), *Heleen Maureen Blair* (National), *Denise Green* (Brevet), *Debra Campbell* (National)

* Head Judge: *Linda Fenton* (National), *Amanda Turko* (National), *Anna Lee Olsen* (National), *Kim Riley* (National), *Patricia Bryan* (National), *Elana Lowery* (National), *Janie Earl* (National), *Beth Kaller* (National)

Coach's Signature: *Tanya Chaplin* Coach's Signature: *Valorie Kondos Field*

NCAA Gymnastics Score Sheet

Teams: Home University of California, Berkeley

Visitor University Of Utah

Date Mar 23, 2019

Place Pac 12 Conference

Attendance 8621

	Name		Home					AVE	Name		Visitor					AVE		
			1	2	3	4	nd				1	2	3	4	nd			
VAULT	1	Maya Bordas	164	9.80	9.80	9.80	9.85		9.800	1	Kari Lee	225	9.90	9.90	9.90	9.90		9.900
	2	Sylvie Seilnacht	175	9.80	9.80	9.80	9.85		9.800	2	Macey Roberts	230	9.80	9.90	9.85	9.85		9.850
	3	Talitha Jones	167	9.60	9.75	9.65	9.70		9.675	3	Alexia Burch	221	9.85	9.95	9.90	9.85		9.875
	4	Kyana George	166	9.85	9.85	9.85	9.85		9.850	4	MaKenna Merrell-Giles	227	9.90	9.85	9.90	9.85		9.875
	5	Milan Clausi	165	9.90	9.90	9.90	9.90		9.900	5	MyKayla Skinner	231	9.95	9.95	9.95	9.90		9.950
	6	Rachael Mastrangelo	170	9.60	9.70	9.60	9.55		9.600	6	Kim Tessen	233	9.65	9.85	9.80	9.80		9.800

Vault Score: **49.025** Running Score: **49.025** Vault Score: **49.450** Running Score: **49.450**

	Name		Home					AVE	Name		Visitor					AVE		
			1	2	3	4	nd				1	2	3	4	nd			
BARS	1	Sofie Seilnacht	176	9.85	9.80	9.80	9.85		9.825	1	Kari Lee	225	9.85	9.85	9.90	9.85		9.850
	2	Kyana George	166	9.85	9.95	9.90	9.90		9.900	2	Hunter Dula	222	9.90	9.85	9.90	9.90		9.900
	3	Talitha Jones	167	9.85	9.85	9.80	9.85		9.850	3	Kim Tessen	233	9.90	9.90	9.95	9.95		9.925
	4	Emi Watterson	179	9.95	9.90	10.00	9.95		9.950	4	MaKenna Merrell-Giles	227	9.80	9.90	9.90	9.90		9.900
	5	Nina Schank	174	9.80	9.90	9.85	9.85		9.850	5	Missy Reinstadtler	229	9.90	9.95	9.90	9.90		9.900
	6	Alma Kuc	169	9.85	9.75	9.80	9.90		9.825	6	MyKayla Skinner	231	9.95	9.95	9.95	9.95		9.950

Bars Score: **49.375** Running Score: **98.400** Bars Score: **49.575** Running Score: **99.025**

	Name		Home					AVE	Name		Visitor					AVE		
			1	2	3	4	nd				1	2	3	4	nd			
BEAM	1	Talitha Jones	167	9.75	9.75	9.80	9.70		9.750	1	Kari Lee	225	9.85	9.85	9.85	9.80		9.850
	2	Milan Clausi	165	9.80	9.85	9.85	9.80		9.825	2	Alexia Burch	221	9.80	9.85	9.80	9.80		9.800
	3	Kyana George	166	9.80	9.80	9.75	9.80		9.800	3	Sydney Soloski	232	9.85	9.80	9.90	9.80		9.825
	4	Sofie Seilnacht	176	9.85	9.80	9.80	9.90		9.825	4	Adrienne Randall	228	9.90	9.90	9.90	9.95		9.900
	5	Chelsea Shu	177	9.70	9.80	9.80	9.70		9.750	5	MaKenna Merrell-Giles	227	9.85	9.90	9.90	9.85		9.875
	6	Maya Bordas	164	9.70	9.80	9.80	9.80		9.800	6	MyKayla Skinner	231	9.90	9.85	9.85	9.85		9.850

Beam Score: **49.000** Running Score: **147.400** Beam Score: **49.300** Running Score: **148.325**

	Name		Home					AVE	Name		Visitor					AVE		
			1	2	3	4	nd				1	2	3	4	nd			
FLOOR	1	Sylvie Seilnacht	175	9.70	9.80	9.85	9.75		9.775	1	Macey Roberts	230	9.95	9.90	9.95	9.95		9.950
	2	Rachael Mastrangelo	170	9.75	9.75	9.75	9.70		9.750	2	Kari Lee	225	9.90	9.95	9.95	9.90		9.925
	3	Sofie Seilnacht	176	9.90	9.90	9.90	9.80		9.900	3	Adrienne Randall	228	9.90	9.85	9.80	9.85		9.850
	4	Kyana George	166	9.90	9.90	9.90	9.90		9.900	4	Sydney Soloski	232	9.85	9.80	9.95	9.90		9.875
	5	Maya Bordas	164	9.80	9.80	9.85	9.85	-0.1	9.725	5	MaKenna Merrell-Giles	227	10.00	9.95	9.95	9.95		9.950
	6	Milan Clausi	165	9.85	9.85	9.85	9.80		9.850	6	MyKayla Skinner	231	10.00	10.00	10.00	10.00		10.000

Floor Score: **49.175** Running Score: **196.575** Floor Score: **49.700** Running Score: **198.025**

Final Team Score: **196.575**

Final Team Score: **198.025**

All-Arounders

All-Arounders

	George						Lee	Merrell-Giles	Skinner			
VT	9.850						9.900	9.875	9.950			
UB	9.900						9.850	9.900	9.950			
BB	9.800						9.850	9.875	9.850			
FX	9.900						9.925	9.950	10.000			
AA	39.450						39.525	39.600	39.750			

Judge's Signatures *VT [Signatures] *BB [Signatures]
Rodin Smith (National), Jeana Ely (National) Lois Colburn (Brevet), Peggy Gillette (National) Danilyn Trevethan (Brevet), Helen Maureen Blair (National) Denise Green (Brevet), Debra Campbell (National)

Head Judge [Signatures] *UB [Signatures] *BB [Signatures]
Linda Fenton (National), Amanda Turko (National) Anna Lee Olsen (National), Kim Riley (National) Patricia Bryant (National), Elena Lowary (National) Janet Earl (National), Beth Keller (National)

Coach's Signature [Signature] Justin Howell Coach's Signature [Signature] Tom Farden


Pac 12 Gymnastics Championship

Event Results - Vault

Mar 23, 2019

Page: 1
Printed: 3/23/2019 8:37:08 PM

Women / C
Session: All



Rank	Num	Name	Gym	Start	Score	Out
1T	231	MyKayla Skinner	Utah	—.—	9.950	0.000
1T	207	Felicia Hano	UCLA	—.—	9.950	0.000
3T	214	Kyla Ross	UCLA	—.—	9.900	0.050
3T	225	Kari Lee	Utah	—.—	9.900	0.050
3T	137	Rachael Flam	Stanford	—.—	9.900	0.050
3T	191	Mary Jacobsen	Oregon State	—.—	9.900	0.050
3T	165	Milan Clausi	California	—.—	9.900	0.050
8T	227	MaKenna Merrell-Giles	Utah	—.—	9.875	0.075
8T	134	Kyla Bryant	Stanford	—.—	9.875	0.075
8T	202	Nia Dennis	UCLA	—.—	9.875	0.075
8T	221	Alexia Burch	Utah	—.—	9.875	0.075
12T	166	Kyana George	California	—.—	9.850	0.100
12T	115	Heather Swanson	Arizona	—.—	9.850	0.100
12T	127	Kaitlyn Szafranski	Arizona State	—.—	9.850	0.100
12*	230	Macey Roberts	Utah	—.—	9.850	0.100
12*	219	Pauline Tratz	UCLA	—.—	9.850	0.100
12*	210	Gracie Kramer	UCLA	—.—	9.850	0.100
12T	118	Jessica Ginn	Arizona State	—.—	9.850	0.100
12T	201	Kaitlyn Yanish	Oregon State	—.—	9.850	0.100
12T	190	Lena Greene	Oregon State	—.—	9.850	0.100
21T	199	McKenna Singley	Oregon State	—.—	9.825	0.125
21T	161	Geneva Thompson	Washington	—.—	9.825	0.125
21T	116	Corinne Belkoff	Arizona State	—.—	9.825	0.125
21T	113	Adra Parks	Arizona	—.—	9.825	0.125
25T	125	Cairo Leonard-Baker	Arizona State	—.—	9.800	0.150
25T	204	Margzetta Frazier	UCLA	—.—	9.800	0.150
25T	185	Madi Dagen	Oregon State	—.—	9.800	0.150
25T	164	Maya Bordas	California	—.—	9.800	0.150
25T	132	Morgan Wilson	Arizona State	—.—	9.800	0.150
25T	233	Kim Tessen	Utah	—.—	9.800	0.150
25T	149	Aleeza Yu	Stanford	—.—	9.800	0.150
25T	175	Sylvie Seilnacht	California	—.—	9.800	0.150
25T	154	Kristyn Hoffa	Washington	—.—	9.800	0.150
34T	157	Monica Riley	Washington	—.—	9.775	0.175
34T	184	Lacy Dagen	Oregon State	—.—	9.775	0.175
36T	152	Madison Copiak	Washington	—.—	9.750	0.200
36T	135	Kaylee Cole	Stanford	—.—	9.750	0.200
36T	153	Amara Cunningham	Washington	—.—	9.750	0.200
36T	111	Jenny Leung	Arizona	—.—	9.750	0.200
40T	103	Courtney Cowles	Arizona	—.—	9.725	0.225
40T	136	Taryn Fitzgerald	Stanford	—.—	9.725	0.225
42T	167	Talitha Jones	California	—.—	9.675	0.275
42T	133	Madison Brunette	Stanford	—.—	9.675	0.275
44	108	Mackinzie Kane	Arizona	—.—	9.625	0.325
45	170	Rachael Mastrangelo	California	—.—	9.600	0.350
46	119	Jasmine Gutierrez	Arizona State	—.—	9.575	0.375
47	112	Maddi Leydin	Arizona	—.—	9.250	0.700


Pac 12 Gymnastics Championship

Event Results - Bars

Mar 23, 2019

Page: 1
Printed: 3/23/2019 8:37:09 PM

Women / C
Session: All



Rank	Num	Name	Gym	Start	Score	Out
1	214	Kyla Ross	UCLA	—.—	10.000	0.000
2T	231	MyKayla Skinner	Utah	—.—	9.950	0.050
2T	125	Cairo Leonard-Baker	Arizona State	—.—	9.950	0.050
2T	204	Margzetta Frazier	UCLA	—.—	9.950	0.050
2T	179	Emi Watterson	California	—.—	9.950	0.050
6F	208	Madison Kocian	UCLA	—.—	9.925	0.075
6T	233	Kim Tessen	Utah	—.—	9.925	0.075
8T	227	MaKenna Merrell-Giles	Utah	—.—	9.900	0.100
8T	166	Kyana George	California	—.—	9.900	0.100
8T	152	Madison Copiak	Washington	—.—	9.900	0.100
8T	194	Isis Lowery	Oregon State	—.—	9.900	0.100
8T	202	Nia Dennis	UCLA	—.—	9.900	0.100
8T	102	Christina Berg	Arizona	—.—	9.900	0.100
8T	183	Mariana Colussi-Pelaez	Oregon State	—.—	9.900	0.100
8*	229	Missy Reinstadtler	Utah	—.—	9.900	0.100
8*	222	Hunter Dula	Utah	—.—	9.900	0.100
8*	120	Morgan Hart	Arizona State	—.—	9.900	0.100
18T	134	Kyla Bryant	Stanford	—.—	9.875	0.125
18T	112	Maddi Leydin	Arizona	—.—	9.875	0.125
18T	207	Felicia Hano	UCLA	—.—	9.875	0.125
18T	191	Mary Jacobsen	Oregon State	—.—	9.875	0.125
18T	148	Grace Waguespack	Stanford	—.—	9.875	0.125
23T	225	Kari Lee	Utah	—.—	9.850	0.150
23T	107	Haylie Hendrickson	Arizona	—.—	9.850	0.150
23T	167	Talitha Jones	California	—.—	9.850	0.150
23T	157	Monica Riley	Washington	—.—	9.850	0.150
23T	203	Norah Flatley	UCLA	—.—	9.850	0.150
23T	133	Madison Brunette	Stanford	—.—	9.850	0.150
23*	182	Halli Briscoe	Oregon State	—.—	9.850	0.150
23*	174	Nina Schank	California	—.—	9.850	0.150
31T	163	Maya Washington	Washington	—.—	9.825	0.175
31T	176	Sofie Seilnacht	California	—.—	9.825	0.175
31T	117	Justine Callis	Arizona State	—.—	9.825	0.175
31T	188	Sabrina Gill	Oregon State	—.—	9.825	0.175
31T	169	Alma Kuc	California	—.—	9.825	0.175
36T	161	Geneva Thompson	Washington	—.—	9.800	0.200
36T	115	Heather Swanson	Arizona	—.—	9.800	0.200
36T	142	Taylor Lawson	Stanford	—.—	9.800	0.200
36T	132	Morgan Wilson	Arizona State	—.—	9.800	0.200
36T	156	Michaela Nelson	Washington	—.—	9.800	0.200
36T	149	Aleeza Yu	Stanford	—.—	9.800	0.200
36T	128	Ashley Szafranski	Arizona State	—.—	9.800	0.200
36T	200	Colette Yamaoka	Oregon State	—.—	9.800	0.200
44	150	Brenna Brooks	Washington	—.—	9.775	0.225
45	127	Kaitlyn Szafranski	Arizona State	—.—	9.750	0.250
46	114	Danielle Spencer-Bearham	Arizona	—.—	9.325	0.675
47	113	Adra Parks	Arizona	—.—	9.225	0.775


Pac 12 Gymnastics Championship

Event Results - Bars

Mar 23, 2019

Page: 2
Printed: 3/23/2019 8:37:09 PM

Women / C
Session: All



Rank	Num	Name	Gym	Start	Score	Out
48	137	Rachael Flam	Stanford	—	9.150	0.850


Pac 12 Gymnastics Championship

Event Results - Beam

Mar 23, 2019

Page: 1
Printed: 3/23/2019 8:37:10 PM

Women / C
Session: All



Rank	Num	Name	Gym	Start	Score	Out
1T	212	Katelyn Ohashi	UCLA	—.—	9.950	0.000
1T	206	Grace Glenn	UCLA	—.—	9.950	0.000
3T	214	Kyla Ross	UCLA	—.—	9.900	0.050
3T	185	Madi Dagen	Oregon State	—.—	9.900	0.050
3T	228	Adrienne Randall	Utah	—.—	9.900	0.050
3*	211	Brielle Nguyen	UCLA	—.—	9.900	0.050
3*	193	Maela Lazaro	Oregon State	—.—	9.900	0.050
8T	227	MaKenna Merrell-Giles	Utah	—.—	9.875	0.075
8T	134	Kyla Bryant	Stanford	—.—	9.875	0.075
10T	231	MyKayla Skinner	Utah	—.—	9.850	0.100
10*	225	Kari Lee	Utah	—.—	9.850	0.100
10*	125	Cairo Leonard-Baker	Arizona State	—.—	9.850	0.100
10T	163	Maya Washington	Washington	—.—	9.850	0.100
10T	199	McKenna Singley	Oregon State	—.—	9.850	0.100
10T	208	Madison Kocian	UCLA	—.—	9.850	0.100
10T	203	Norah Flatley	UCLA	—.—	9.850	0.100
10T	136	Taryn Fitzgerald	Stanford	—.—	9.850	0.100
10T	159	Malory Rose	Washington	—.—	9.850	0.100
19T	165	Milan Clausi	California	—.—	9.825	0.125
19T	176	Sofie Seilnacht	California	—.—	9.825	0.125
19T	117	Justine Callis	Arizona State	—.—	9.825	0.125
19T	232	Sydney Soloski	Utah	—.—	9.825	0.125
19T	150	Brenna Brooks	Washington	—.—	9.825	0.125
24T	166	Kyana George	California	—.—	9.800	0.150
24T	142	Taylor Lawson	Stanford	—.—	9.800	0.150
24T	164	Maya Bordas	California	—.—	9.800	0.150
24T	156	Michaela Nelson	Washington	—.—	9.800	0.150
24T	221	Alexia Burch	Utah	—.—	9.800	0.150
24T	188	Sabrina Gill	Oregon State	—.—	9.800	0.150
30T	152	Madison Copiak	Washington	—.—	9.775	0.175
30T	103	Courtney Cowles	Arizona	—.—	9.775	0.175
32T	107	Haylie Hendrickson	Arizona	—.—	9.750	0.200
32T	167	Talitha Jones	California	—.—	9.750	0.200
32T	177	Chelsea Shu	California	—.—	9.750	0.200
35T	128	Ashley Szafranski	Arizona State	—.—	9.725	0.225
35T	130	Heather Udowitch	Arizona State	—.—	9.725	0.225
37	132	Morgan Wilson	Arizona State	—.—	9.700	0.250
38	147	Ashley Tai	Stanford	—.—	9.675	0.275
39	112	Maddi Leydin	Arizona	—.—	9.650	0.300
40T	135	Kaylee Cole	Stanford	—.—	9.225	0.725
40T	160	Meaghan Ruttan	Washington	—.—	9.225	0.725
42T	137	Rachael Flam	Stanford	—.—	9.150	0.800
42T	183	Mariana Colussi-Pelaez	Oregon State	—.—	9.150	0.800
44	184	Lacy Dagen	Oregon State	—.—	9.100	0.850
45	111	Jenny Leung	Arizona	—.—	9.075	0.875
46	119	Jasmine Gutierrez	Arizona State	—.—	9.025	0.925
47	106	Sydney Freidin	Arizona	—.—	9.000	0.950

Pac 12 Gymnastics Championship

Event Results - Beam

Mar 23, 2019

Page: 2
Printed: 3/23/2019 8:37:11 PM

Women / C
Session: All



Rank	Num	Name	Gym	Start	Score	Out
48	104	Kennedi Davis	Arizona	---	8.975	0.975


Pac 12 Gymnastics Championship

Event Results - Floor

Mar 23, 2019

Page: 1
Printed: 3/23/2019 8:37:11 PM

Women / C
Session: All



Rank	Num	Name	Gym	Start	Score	Out
1T	214	Kyla Ross	UCLA	—.—	10.000	0.000
1T	231	MyKayla Skinner	Utah	—.—	10.000	0.000
1T	212	Katelyn Ohashi	UCLA	—.—	10.000	0.000
4T	227	MaKenna Merrell-Giles	Utah	—.—	9.950	0.050
4T	163	Maya Washington	Washington	—.—	9.950	0.050
4T	194	Isis Lowery	Oregon State	—.—	9.950	0.050
4*	230	Macey Roberts	Utah	—.—	9.950	0.050
4*	219	Pauline Tratz	UCLA	—.—	9.950	0.050
4*	210	Gracie Kramer	UCLA	—.—	9.950	0.050
10*	225	Kari Lee	Utah	—.—	9.925	0.075
10*	125	Cairo Leonard-Baker	Arizona State	—.—	9.925	0.075
12T	134	Kyla Bryant	Stanford	—.—	9.900	0.100
12T	166	Kyana George	California	—.—	9.900	0.100
12T	191	Mary Jacobsen	Oregon State	—.—	9.900	0.100
12T	199	McKenna Singley	Oregon State	—.—	9.900	0.100
12T	176	Sofie Seilnacht	California	—.—	9.900	0.100
12T	161	Geneva Thompson	Washington	—.—	9.900	0.100
12T	116	Corinne Belkoff	Arizona State	—.—	9.900	0.100
12T	153	Amara Cunningham	Washington	—.—	9.900	0.100
20T	207	Felicia Hano	UCLA	—.—	9.875	0.125
20T	118	Jessica Ginn	Arizona State	—.—	9.875	0.125
20T	232	Sydney Soloski	Utah	—.—	9.875	0.125
20T	139	Morgan Hoang	Stanford	—.—	9.875	0.125
24T	112	Maddi Leydin	Arizona	—.—	9.850	0.150
24T	137	Rachael Flam	Stanford	—.—	9.850	0.150
24T	165	Milan Clausi	California	—.—	9.850	0.150
24T	103	Courtney Cowles	Arizona	—.—	9.850	0.150
24T	228	Adrienne Randall	Utah	—.—	9.850	0.150
24T	187	Savanna Force	Oregon State	—.—	9.850	0.150
30T	204	Margzetta Frazier	UCLA	—.—	9.825	0.175
30T	185	Madi Dagen	Oregon State	—.—	9.825	0.175
30*	117	Justine Callis	Arizona State	—.—	9.825	0.175
30*	115	Heather Swanson	Arizona	—.—	9.825	0.175
30T	135	Kaylee Cole	Stanford	—.—	9.825	0.175
35T	142	Taylor Lawson	Stanford	—.—	9.800	0.200
35T	102	Christina Berg	Arizona	—.—	9.800	0.200
35T	106	Sydney Freidin	Arizona	—.—	9.800	0.200
35T	141	Hailee Hoffman	Stanford	—.—	9.800	0.200
39	175	Sylvie Seilnacht	California	—.—	9.775	0.225
40T	107	Haylie Hendrickson	Arizona	—.—	9.750	0.250
40T	170	Rachael Mastrangelo	California	—.—	9.750	0.250
42	164	Maya Bordas	California	—.—	9.725	0.275
43T	127	Kaitlyn Szafranski	Arizona State	—.—	9.650	0.350
43T	154	Kristyn Hoffa	Washington	—.—	9.650	0.350
45	157	Monica Riley	Washington	—.—	9.600	0.400
46	130	Heather Udowitch	Arizona State	—.—	9.550	0.450
47	156	Michaela Nelson	Washington	—.—	9.525	0.475


Pac 12 Gymnastics Championship

Event Results - Floor

Mar 23, 2019

Page: 2
Printed: 3/23/2019 8:37:12 PM

Women / C
Session: All







Rank	Num	Name	Gym	Start	Score	Out
48	201	Kaitlyn Yanish	Oregon State	—	9.350	0.650

Pac 12 Gymnastics Championship

Event Results - AA

Women / C
Session: All

Mar 23, 2019


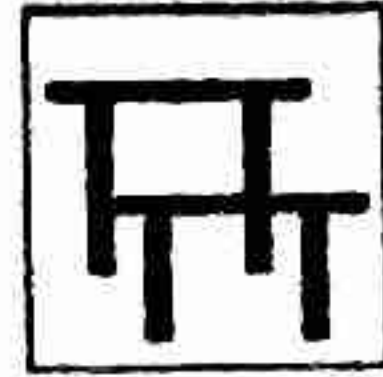


Rank	Num	Name	Gym					AA
1	214	Kyla Ross	UCLA	9.900	10.000	9.900	10.000	39.800
2	231	MyKayla Skinner	Utah	9.950	9.950	9.850	10.000	39.750
3	227	MaKenna Merrell-Giles	Utah	9.875	9.900	9.875	9.950	39.600
4T	125	Cairo Leonard-Baker	Arizona State	9.800	9.950	9.850	9.925	39.525
4T	225	Kari Lee	Utah	9.900	9.850	9.850	9.925	39.525
4T	134	Kyla Bryant	Stanford	9.875	9.875	9.875	9.900	39.525
7	166	Kyana George	California	9.850	9.900	9.800	9.900	39.450
8	112	Maddi Leydin	Arizona	9.250	9.875	9.650	9.850	38.625
9	137	Rachael Flam	Stanford	9.900	9.150	9.150	9.850	38.050

Pac 12 Gymnastics Championship

Team Results

Women / C
Session: All

Mar 23, 2019

Rank	Gym	Team	Score				
1	UCLA	X	198.400	49.425 2	49.650 1	49.550 1	49.775 1
2	Utah	X	198.025	49.450 1	49.575 2	49.300 2	49.700 2
3	Oregon State	X	196.600	49.225 3	49.350 4	48.600 6	49.425 3
4	California	X	196.575	49.025 6	49.375 3	49.000 4	49.175 5T
5	Arizona State	X	196.400	49.125 4	49.275 5	48.825 5	49.175 5T
6	Washington	X	196.175	48.900 7	49.175 7	49.100 3	49.000 8
7	Stanford	X	195.925	49.050 5	49.200 6	48.425 7	49.250 4
8	Arizona	X	193.900	48.775 8	48.750 8	47.250 8	49.125 7