

STANFORD

MEN'S BASKETBALL

Stanford Athletic Communications
 Doug Drabik • Assistant Director
 Cell: 650.683.5528
 ddrabik@stanford.edu

Northeastern • Nov. 17 • Maples Pavilion • Stanford, Calif. • 3:00 p.m. PT • Pac-12 Network

SCHEDULE

Date	Opponent	Time
N10	Cal Poly	W, 87-62
N12	Pacific	W, 89-80
N14	Eastern Washington	L, 67-61
N17	Northeastern	3:00 p.m.
N20	North Carolina	8:30 p.m.
N23	vs. Florida (1)	7:00 p.m.
N24	vs. Gonzaga/Ohio State (1)	6/8:00 p.m.
N 26	vs. TBA (1)	TBD
N29	Montana	7:00 p.m.
D3	at Long Beach State	2:00 p.m.
D15	Denver	7:00 p.m.
D17	San Francisco	3:00 p.m.
D21	vs. Kansas (2)	8:00 p.m.
D30	• California	7:00 p.m.
J4	• UCLA	7:00 p.m.
J7	• USC	7:00 p.m.
J11	• at Washington State	6:00 p.m.
J13	• at Washington	5:00 p.m.
J17	• Arizona State	8:00 p.m.
J20	• Arizona	1:00 p.m.
J24	• at USC	6:00 p.m.
J27	• at UCLA	7:30 p.m.
F1	• Oregon State	8:00 p.m.
F3	• Oregon	2:00 p.m.
F8	• at Utah	5:00 p.m.
F11	• at Colorado	1:00 p.m.
F18	• at California	5:00 p.m.
F22	• Washington	6:00 p.m.
F24	• Washington State	4:00 p.m.
M1	• at Arizona	7:00 p.m.
M3	• at Arizona State	12/2/4:00 p.m.
M7-10	Pac-12 Tournament (3)	TBD

(1) PK80 Invitational - Portland, Ore.
 (2) Golden1 Credit Union Center - Sacramento, Calif.
 (3) T-Mobile Arena - Las Vegas, Nev.
 Home games in **BOLD** | • Pac-12 Conference game



Northeastern 1-1
 Stanford 2-1
 Series Record First Meeting
 Television Pac-12 Network [Roxy Bernstein, Steve Lavin]
 Radio Cardinal Sports Network [Scott Reiss, John Platz]



CARDINAL AND HUSKIES CLASH FRIDAY AFTERNOON

Stanford continues its season-opening homestand Friday as Northeastern comes to The Farm for a 3 p.m. tip-off at Maples Pavilion in the first meeting between the schools.

POST PRESENCE

Stanford's starting post players, forwards Reid Travis and Michael Humphrey, have combined to average 24.3 points and 20.4 rebounds per game. Travis is third in the Pac-12 in scoring with a team-best 23.0 ppg and 18th in the conference in rebounding with 7.7 rpg average. Humphrey is averaging a double-double with 12.7 rpg (second in the Pac-12) and 11.3 ppg. The duo leads the league in combined rebounding average and is second in the conference in combined scoring average.

Pac-12's Post Players in 2017-18 (Through Wednesday's games)

School	Players	Combined Scoring	Combined Rebounding
Oregon St.	Tinkle/Eubanks	38.5	14.5
Stanford	Travis/Humphrey	24.3	20.4
USC	Boatwright/Metu	36.5	15.5
Utah	Collette/Rawson	33.0	15.5
Washington St.	Chidom/Franks	33.0	18.0
Arizona	Ayton/Ristic	32.0	20.5
Arizona St.	Lake/Shibel	28.0	16.0
Oregon	Brown/McIntosh	25.5	11.0
California	Lee/Okoroh	24.5	20.5
Colorado	King/Miller-Stewart	23.0	14.0
Washington	Timmins/Dickerson	19.5	16.5
UCLA	Welsh/Goloman	14.0	14.0

LAST TIME OUT

Reid Travis posted his third 20-point game of the year and Oscar Da Silva recorded his first career double-double (12 pts, 17 rebs.), but the Cardinal came up short in a 67-61 setback to Eastern Washington Tuesday night at Maples Pavilion.

PROJECTED LINEUP

No.	Name	Pos.	Yr.	Ht.	Wt.	PPG.	RPG.	Notes
1	Daejon Davis	G	Fr.	6-3	175	3.0	3.5	Has started both games of his collegiate career after missing season opener
4	Isaac White	G	Fr.	6-1	185	9.0	1.3	17 pts. vs. Cal Poly is second best total by a freshman in debut in school history
13	Oscar da Silva	F	Fr.	6-9	210	7.0	5.0	Posted a double-double (12 points, 17 rebounds) in first career start Tuesday
22	Reid Travis	F	Jr.	6-8	245	23.0	7.7	20-point performances in 4 straight games and 5 of last 7 dating back to 2016-17
10	Michael Humphrey	F	Sr.	6-9	245	11.3	12.7	Collected a career-high 18 rebounds to go with 26 points Sunday against Pacific

OFF THE BENCH

11	Dorian Pickens	F	Sr.	6-5	215	10.5	4.5	Had streak of 63 consecutive games played snapped last time with a foot injury
2	Robert Cartwright	G	So.	6-2	180	10.3	1.3	Averaging a career-best 10.3 points per game this season
20	Josh Sharma	C	So.	7-0	220	3.3	1.0	Led the team with 34 blocks last season
33	Trevor Stanback	F	Fr.	6-11	220	1.0	0.0	Played in the first two games after seeing action in 16 games last season
5	Kodye Pugh	F	Fr.	6-8	205	1.0	0.5	Redshirt freshman, made collegiate debut vs. Cal Poly with 2 points in 14 min.
14	Marcus Sheffield	G	Jr.	6-5	180	-	-	Averaged 6.7 ppg last season, has missed first two games with a left foot injury



QUICK FACTS

Location Stanford, Calif.
 Founded 1891
 Enrollment 16,770 (6,999 undergraduate)
 Nickname Cardinal
 Colors Cardinal and White
 Conference Pac-12
 President Marc Tessier-Lavigne
 Director of Athletics Bernard Muir
 Faculty Representative Pat Jones
 Ticket Office Phone 1-800-STANFORD
 Home Arena (Capacity) Maples Pavilion (7,233)
 Web Site www.gostanford.com

HISTORY

First Year 1913-14 (103 seasons)
 All-Time Record 1,490-1,119 (.571)
 NCAA National Championships 1 (1942)
 NCAA Tournament Appearances 17
 NCAA Final Four Appearances 1998
 Last NCAA Tournament Appearance 2014

TEAM INFORMATION

2016-17 Record 14-17
 Home: 10-5 Away: 1-10 Neutral: 3-2
 2016-17 Conference Record 6-12
 Conference Finish 9th
 Starters Returning/Lost 4/1
 Letterwinners Returning/Lost 10/4

COACHING STAFF

Anne and Tony Joseph Director of Men's Basketball
 Jerod Haase
 Seasons Second at Stanford, Sixth overall
 Alma Mater Kansas '97
 Stanford Record 16-18 (Second Season)
 Career Record 96-71 (Sixth Season)
 James C. Gaither Assistant Coach of Men's Basketball .
 Jeff Wulbrun (Second Season)
 Alma Mater Cal State Fullerton '84
 Assistant Coach Adam Cohen (Second Season)
 Alma Mater Arizona '08
 Assistant Coach Jesse Pruitt (Second Season)
 Alma Mater UC Davis '05

SUPPORT STAFF

Assistant to the Head Coach Tom Orlich
 Director of Operations John Janovsky
 Director of Basketball Development Brandon Dunson
 Athletic Trainer Dominic Vincentini
 Sports Performance Coach Cory Schlesinger

COMMUNICATIONS

Assistant AD/Communications Brian Risso
 Asst. Dir. [MBB Contact] Doug Drabik
 Asst. Dir. [Secondary MBB Contact] ... Regina Verlengiere

PRONUNCIATIONS

Jerod **HAASE** (rhymes with class)
DORIAN Pickens (DOOR-E-N)
DAEJON Davis (DAY-jon)
KEZIE Okpala (KZ)
KODYE Pugh (Cody)
ISAAC White (EYE-ZACK)
 Blake **PAGON** (PAY-gen)

THE STARTING FIVE

Friday's contest is the fourth in a stretch of five games in 11 days. Stanford has posted wins over Cal Poly and Pacific with a loss to Eastern Washington. Following Friday's game, the Cardinal hosts defending NCAA champion North Carolina on Monday. It's the longest homestand since hosting seven consecutive games from December to January of the 2015-16 season. Last year, Stanford played its fifth home game on Dec. 16 after a 22,132-mile journey that included games in Lawrence, Kansas, Orlando, Florida, and Shanghai, China.

VETERAN GROUP

Boasting the fifth-most experienced roster in the nation in terms of games played (521 total), Stanford brought back four starters and five of its top six scorers from last season. The Cardinal welcomed back a good portion of its offense in Reid Travis (17.4 ppg), Dorian Pickens (12.6 ppg) and Michael Humphrey (9.4 ppg) back for their fourth season on The Farm.

WHAT RETURNED FROM 2016-17

- 78.4 percent of last year's scoring (1,694 out of 2,162)
- 80.3 percent of last year's rebounding (857 out of 1,067)
- 60.0 percent of last year's assists (251 out of 421)
- 64.7 percent of last year's roster (11 out of 17)
- 100.0 percent of last year's coaches and support staff (11 out of 11)

AGAINST NORTHEASTERN

Friday marks the first meeting between Stanford and Northeastern on the hardwood.

AGAINST THE COLONIAL ATHLETIC ASSOCIATION

Stanford owns a 5-1 record against teams currently in the Colonial Athletic Association. The Cardinal's most recent CAA opponent was Delaware. Stanford defeated the Blue Hens, 84-47, at Maples Pavilion on Nov. 25, 2014.

PRESEASON HONORS FOR REID TRAVIS


Redshirt junior Reid Travis, the Pac-12 Conference's leading returning scorer (17.4 ppg) and rebounder (8.9 rpg), entered the season with several preseason accolades.

- Naismith Trophy (National Player of the Year) preseason watch list by the Atlanta Tip-off Club
- Lute Olson Award (National Player of the Year who played two seasons) preseason watch list
- Oscar Robertson Trophy (National Player of the Year) preseason watch list by the USBWA
- Karl Malone Award (Power Forward of the Year) preseason watch list by Naismith Hall of Fame
- Preseason All-America selection by ESPN's Jeff Goodman
- Voted 29th best player in the nation by ESPN's college basketball analysts
- Voted 30th best player in the nation by CBS Sports' college basketball analysts
- Consensus preseason First Team All-Pac-12 selection

2017-18 ROSTER

NO.	NAME	POS.	HT.	WT.	YR.	HOMETOWN (HIGH SCHOOL)
0	Kezie Okpala	F	6-8	195	Fr.	Los Angeles, Calif. (Esperanza HS)
1	Daejon Davis	G	6-3	175	Fr.	Seattle, Wash. (Garfield HS)
2	Robert Cartwright	G	6-2	180	Jr.	Pasadena, Calif. (Flintridge Prep)
4	Isaac White	G	6-1	185	Fr.	Adelaide, Australia (Sacred Heart College)
5	Kodye Pugh	F	6-8	205	Fr.	Baltimore, Md. (Blair Academy (New Jersey))
10	Michael Humphrey	F	6-9	245	Sr.	Phoenix, Ariz. (Sunnyslope HS)
11	Dorian Pickens	G	6-5	215	Sr.	Phoenix, Ariz. (Pinnacle HS)
13	Oscar Da Silva	F	6-9	210	Fr.	Munich, Germany (Ludwig Gymnasium)
14	Marcus Sheffield	G	6-5	180	Jr.	Alpharetta, Ga. (Chattahoochee HS)
15	Rodney Herenton	G	6-1	155	So.	Chicago, Ill. (Stevenson HS)
20	Josh Sharma	C	7-0	220	Jr.	Lexington, Mass. (N. Mount Hermon School)
21	Cameron Walker	F	6-7	200	Jr.	Santa Maria, Calif. (Righetti HS)
22	Reid Travis	F	6-8	245	Jr.	Minneapolis, Minn. (DeLaSalle HS)
25	Blake Pagon	G	6-4	190	So.	Haymarket, Va. (Battlefield HS)
33	Trevor Stanback	F	6-11	220	So.	Pasadena, Calif. (Maranatha HS)





0 **Kezie Okpala**

F • 6-8 • 195 • Fr.
Los Angeles, Calif.
Esperanza HS



1 **Daejon Davis**

G • 6-3 • 175 • Fr.
Seattle, Wash.
Garfield HS




2 **Robert Cartwright**

G • 6-2 • 180 • R-Jr.
Pasadena, Calif.
Flintridge Prep



4 **Isaac White**

G • 6-1 • 185 • Fr.
Adelaide, Australia
Sacred Heart College HS




5 **Kodye Pugh**

F • 6-8 • 205 • R-Fr.
Baltimore, Md.
Blair Academy (N.J.)



10 **Michael Humphrey**

F • 6-9 • 245 • Sr.
Phoenix, Ariz.
Sunnyslope HS



11 **Dorian Pickens**

G • 6-5 • 215 • Sr.
Phoenix, Ariz.
Pinnacle HS



13 **Oscar Da Silva**

F • 6-9 • 210 • Fr.
Munich, Germany
Ludwig Gymnasium



14 **Marcus Sheffield**

F • 6-5 • 180 • Jr.
Alpharetta, Ga.
Chattahoochee HS



15 **Rodney Herenton**

G • 6-1 • 155 • So.
Chicago, Ill.
Stevenson HS



20 **Josh Sharma**

C • 7-0 • 220 • Jr.
Lexington, Mass.
Northfield Mount Hermon School



21 **Cameron Walker**

F • 6-7 • 200 • Jr.
Santa Maria, Calif.
Righetti HS



22 **Reid Travis**

F • 6-8 • 245 • R-Jr.
Minneapolis, Minn.
DeLaSalle HS



25 **Blake Pagon**

G • 6-4 • 190 • So.
Haymarket, Va.
Battlefield HS



33 **Trevor Stanback**

F • 6-11 • 220 • So.
Pasadena, Calif
Maranatha HS



Jerod Haase

Anne and Tony
Joseph Director of
Men's Basketball



Jeff Wulbrun

James C. Gaither
Assistant Coach of
Men's Basketball



Adam Cohen

Assistant
Coach



Jesse Pruitt

Assistant
Coach



Tom Orlich

Assistant to the
Head Coach



John Janovsky

Director of
Operations



Brandon Dunson

Director of
Basketball
Development



Cory Schlesinger

Sports
Performance Coach



Dominic Vincentini

Athletic
Trainer

SNAPSHOT OF TRAVIS' STANDOUT 2016-17 SEASON

- First Team All-Pac-12 selection, NABC Second Team All-District pick
- Only Pac-12 player and one of only five individuals in the top six conferences to finish last season ranked in the top five in pts. and rebounds
- Led Stanford in nine categories, including scoring (470, 17.4 ppg), rebounding (239, 8.9 rpg), offensive rebounding (93, 3.4 orpg), defensive rebounding (146, 5.4 drpg), field goals made (176), field goal attempted (304), field goal percentage (.579), FTs made (118), FTs attempted (181)
- Ranked in the top seven in the Pac-12 in seven categories, including scoring (17.4 ppg, fourth), rebounding (8.9, fifth), offensive rebounding (3.4, first), field goal percentage (.579, sixth), double-doubles (9, seventh), FTs attempted (181, second) and FTs made (118, third).
- Career-high 29 points and nine rebounds at No. 4 Kansas

TRAVIS SEEING DOUBLE

Reid Travis has posted 11 career double-doubles

Date	Opponent	Minutes	Points	Rebounds
March 17, 2015	UC Davis	23	10	10
Nov. 11, 2016	Harvard	31	24	17
Nov. 17, 2016	Weber State	32	22	15
Nov. 24, 2016	Miami	33	11	10
Nov. 25, 2016	Indiana State	31	19	12
Dec. 16, 2016	Cal State East Bay	22	24	13
Dec. 22, 2016	Idaho	35	20	12
Feb. 8, 2017	Arizona	36	26	11
Feb. 11, 2017	Arizona State	35	17	11
Feb. 25, 2017	Oregon	35	27	14
Nov. 10, 2017	Cal Poly	35	26	12

FRESHMAN FOCUS

Despite one of the most veteran rosters in the nation, Stanford's freshman class has contributed valuable minutes. Three freshmen - Daejon Davis, Oscar Da Silva and Isaac White - are averaging more than 26 minutes per game. White ranks fifth on the team in scoring (9.0 ppg) and Da Silva ranks second on the team in rebounding (9.0 rpg).

All three freshmen started the Cardinal's last game, marking the first time since January 27, 1983 (at Washington) that three true freshmen were in the starting lineup. In that contest, Keith Ramee, Andy Fischer and Earl Koberlein earned the starting nod.

Name	Starts	Minutes	Points	Rebounds
Isaac White	3	28.3	9.0	1.3
Oscar Da Silva	1	26.7	8.7	9.0
Daejon Davis	2	29.0	3.0	3.5

WHITE POSTS BEST DEBUT MARK SINCE 1977 (VS. FAMILIAR OPP.)

Freshman Isaac White's 17-point performance against Cal Poly last Friday was the second-most points by a true freshman in his collegiate debut in the 103-year history of the program.

Top scoring totals by a freshman in their collegiate debut

Name	Points	Date	Opponent
Mark Pitchford	28	Nov. 25, 1977	Cal Poly
Isaac White	17	Nov. 10, 2017	Cal Poly
Todd Lichti	15	Nov. 26, 1985	George Washington
Chasson Randle	15	Nov. 11, 2011	Central Arkansas

GAME-BY-GAME STARTERS

Opponent	G	G	F	F	C
Cal Poly	Cartwright	White	Pickens	Travis	Humphrey
Pacific	Davis	White	Pickens	Travis	Humphrey
E. Washington	Davis	White	Da Silva	Travis	Humphrey
Northeastern					
North Carolina					
vs. Florida					
vs. TBD					
vs. TBD					
Montana					
at Long Beach State					
Denver					
USF					
vs. Kansas					
California					
UCLA					
USC					
at WSU					
at Washington					
Arizona State					
Arizona					
at USC					
at UCLA					
Oregon State					
Oregon					
at Utah					
at Colorado					
at California					
Washington					
WSU					
at Arizona					
at Arizona State					

CAREER STARTS

Name	Career	2017-18
Michael Humphrey	61	3
Dorian Pickens	53	2
Reid Travis	50	3
Robert Cartwright	14	1
Marcus Sheffield	9	-
Isaac White	3	3
Daejon Davis	2	2
Oscar Da Silva	1	1
Cameron Walker	1	-



Stanford's Record When

Scoring First	1-1
Opponent Scores First	1-0
Lead at Half	2-0
Trail at Half	0-1
Tied at Half	0-0
Overtime	0-0
vs. Top 25	0-0
Decided by 1-4 Points	0-0
Decided by 5-9 Points	1-1
Decided by 10+ Points	1-0
Scoring 100+	0-0
Scoring 90-99	0-0
Scoring 80-89	1-0
Scoring 70-79	1-0
Scoring 60-69	0-1
Scoring 50-59	0-0
Scoring 40-49	0-0
Opp. Scoring 90-99	0-0
Opp. Scoring 80-89	1-0
Opp. Scoring 70-79	0-0
Opp. Scoring 60-69	1-1
Opp. Scoring 50-59	0-0
Opp. 49 or Fewer	0-0
Shoot 50% or better	0-0
Opp. shoots 50% or better	0-0
Better FG% than Opp.	1-0
FG% is Equal	0-0
Opp. Better FG%	1-1
Outrebounding Opp.	2-1
Rebounds are Equal	0-0
Outrebounded by Opp.	0-0
Fewer TO than Opp.	0-1
Turnovers are Equal	0-0
More TO than Opp.	2-0
6 in Double Figures	0-0
5 in Double Figures	0-0
4 in Double Figures	1-0
Bench Scores More	0-0
Opp. Bench Scores More	2-1
Bench scoring tied	0-0
Wearing Black	0-0
Wearing White	2-1
Wearing Cardinal	0-0
Wearing Gray	0-0
On ESPN/2/U	0-0
On Pac-12 Networks	2-1
On FS1	0-0
On FOX	0-0
On CBS	0-0

HUMPHREY CONTROLLING THE GLASS

Michael Humphrey, who was among the Pac-12 leaders in rebounding last season, ranks second in the conference in rebounding this season with an average of 12.7 rpg. He posted a career-high 18 rebounds against Pacific this past Sunday. The senior is averaging a double-double for the season with 11.3 ppg.

EFFECTIVE AT THE FREE THROW LINE

Stanford ranks third in the Pac-12 in free throw percentage, shooting 77.5 percent (69-89) from the line in the first three games. The Cardinal was 35-of-39 from the FT line against Pacific on Sunday.

PETER SAUER CAPTAINSHIP

Head coach Jerod Haase announced the establishment of the Peter Sauer Captainship in September, naming Reid Travis, Dorian Pickens and Michael Humphrey captains. The three will wear patches on their uniforms honoring the legacy of the late Peter Sauer, a team captain and leader of Stanford's 1998 Final Four team.

TOP-TIER RECRUITING CLASS

After signing a consensus top-25 national recruiting class last season, the Cardinal once again inked one of the nation's top classes for 2018. On Nov. 8, Stanford announced the signing of 6-5 guard Cormac Ryan from New York, New York, and 7-0 forward Keenan Fitzmorris of Overland Park, Kansas. Fitzmorris is the younger brother of Stanford women's volleyball All-American Audriana Fitzmorris.

CARDINAL UNDERWAY IN SECOND YEAR OF JEROD HAASE ERA

Head coach Jerod Haase, who has appeared in the NCAA Tournament 19 times as either a player or coach in his career, looks to lead the Cardinal back to the NCAA Tournament for the first time since Stanford's 2014 NCAA Sweet Sixteen run. Haase owns a 96-71 career record in his sixth season (four at UAB and two at Stanford) as a head coach.

THE FOURTH-YEAR CLASS

The four members of Stanford's fourth-year class - Reid Travis, Dorian Pickens, Michael Humphrey and Robert Cartwright - accounted for 62.6 percent of the team's scoring and 55.4 percent of the team's rebounding last season. Pickens and Humphrey are true seniors, while Travis and Cartwright have each had their medical hardship waivers granted and are redshirt juniors with another year of eligibility remaining after this season. Cartwright missed the entire 2015-16 season with a compound fracture of his right forearm sustained in preseason practice on Nov. 2, 2015. Travis was forced to miss the final 22 games of the 2015-16 season with a right leg injury.

PICKENS ON TARGET FROM BEYOND THE ARC

Dorian Pickens, the only player to start all 31 games last season, posted at least one three-pointer in all but four games, with multiple three-pointers in 19 contests during his junior season. He ranked ninth in the Pac-12 in three-point field goals made in conference play (39, 2.2) and 11th overall (67, 2.2) last year. Pickens was Stanford's leading three-point shooter (67-of-169, 39.6 percent). The forward registered a career-high seven three-pointers (7-of-10) against Idaho last season. Pickens' 0-for-5 performance from three-point range in last Friday's season opener was only the second time in his last 11 games he did not post at least one three-point field goal in a game. He had his consecutive games played streak of 63 snapped on Tuesday, missing the game with a left foot injury.

FIFTH IN PAC-12 PRESEASON POLL

Stanford was selected fifth in the Pac-12 Conference media preseason poll. The Cardinal totaled 182 points to place fifth in a vote of the media members that regularly cover the conference.

FLOOR BURNS STAT COMES TO THE FARM

During his standout collegiate career at Kansas, Jerod Haase was known for his energy and passion on the court, diving for loose balls and taking charges, whatever he could do to help his team win. During his time with the Jayhawks, the "floor burns" stat was created in his honor and is still tracked by the program. Haase totaled 167 in the 1996-97 season. For the second season, Stanford is tracking floor burns as an official stat throughout the year.

FLOOR BURNS

Reid Travis	4	Daejon Davis.....	2
Michael Humphrey	3	Oscar Da Silva.....	2
Dorian Pickens	3	Josh Sharma	1
Robert Cartwright	2	TOTAL	17





**The Anne and Tony Joseph
Director of Men's Basketball
Jerod Haase**

Overall: 96-71 (Sixth Season)
Stanford: 16-18 (Second Season)

After being introduced as the Anne and Tony Joseph Director of Men's Basketball by Jaquish & Kenninger Director of Athletics Bernard Muir on March 25, 2016, Jerod Haase developed a strong relationship with his program and instilled an invested, tough and selfless attitude among his student-athletes.

In his first year at the helm of the Cardinal program, Stanford posted 14 wins against one of the toughest schedules in the nation. Redshirt sophomore Reid Travis earned First Team All-Pac-12 and NABC All-District honors, developing into one of the top players in the conference on both ends of the court. His program finished in the top-10 percent among men's basketball programs nationally in the classroom as well.

Haase and his staff signed a top-tier recruiting class that is rated as high as No. 10 nationally in the 2017 rankings, welcoming the four-member class to The Farm for the 2017-18 season.

Haase arrived on The Farm prior to the 2016-17 season after completing his fourth season as the head coach at UAB, where he led the Blazers to a regular-season Conference USA championship in 2016 and the program's 15th all-time NCAA Tournament appearance in 2015. Haase compiled an 80-53 overall record while improving the Blazers' win total every year.

Tabbed the 2016 Gene Bartow Conference USA Coach of the Year, Haase led the Blazers to a 26-5 overall record and a 16-2 conference mark while capturing their first regular-season title since 2011. Along the way, UAB established school records for overall victories (26), conference wins (16), road wins (10) and consecutive victories (14). Also named the 2016 National Association of Basketball Coaches (NABC) All-District Coach, Haase directed the Blazers to an NIT berth for the 12th time in school history. UAB also finished 16-0 at home in his final season at the helm of the Blazers, extending the nation's fifth-longest home winning streak to 25, while ranking among the nation's best in field goal percentage (.478 - 24th), assists per game (18.4 - 4th) and blocks per game (4th - 6.1).

Under Haase's guidance, UAB returned to the NCAA Tournament in 2015, shocking No. 3 seed Iowa State, 60-59, in the second round for the Blazers' first NCAA victory since 2005. UAB reached the Big Dance after claiming the program's first Conference USA Tournament title despite being seeded No. 4. The triumph marked UAB's first league tournament title since 1987, when the Blazers won the Sun Belt Conference Tournament. More impressively, Haase successfully developed a roster comprised of 10 underclassmen - all players recruited by Haase and his staff - and finished 20-16 overall while guiding the third-youngest team in NCAA Division I.

The Blazers made impressive strides under Haase's leadership during the 2013-14 campaign, finishing 18-13 overall while notching three victories against teams that qualified for the NCAA Tournament. Of UAB's 18 victories, perhaps none were more impressive than the Blazers' 63-59 home win against No. 16 North Carolina. UAB was ranked in the top five nationally in rebounding throughout the season and finished the year ranked second in the country at 44.5 boards per game.

During Haase's first year with the Blazers in 2012-13, UAB won six of its final nine regular-season Conference USA games and collected a victory in the conference tournament.

Prior to arriving at UAB, Haase played for Roy Williams at Kansas and spent 13 years on Williams' staff with the Jayhawks and Tar Heels. A 1997 graduate of Kansas with a degree in business administration, Haase got his start as Kansas' Director of Operations from 1999-2003. During that time, the Jayhawks reached the 2002 Final Four and the national championship game in 2003.

When Williams was named head coach at North Carolina prior to the 2003-04 season, he brought Haase with him as an assistant coach and director of operations, a title Haase held from 2003-09. Haase then served exclusively as an assistant coach during his final three seasons with the Tar Heels.

A native of South Lake Tahoe, Haase attended California in 1992-93 before transferring to Kansas. He helped lead the Jayhawks to three consecutive conference titles and finished his career ranked in the school's top 10 in assists, three-point field goals and steals. Haase started 99 of 101 games at Kansas and scored 1,264 points, averaging 12.5 per game and reaching double figures 74 times. While at Kansas, Haase was a candidate for the Naismith and Wooden Awards.

As a senior in 1996-97, Haase started alongside Jacque Vaughn, Scot Pollard, Paul Pierce and Raef LaFrentz as Kansas finished with a 34-2 record while averaging 12.0 points per game despite playing with a broken wrist. As a sophomore in 1994-95, Haase averaged 15.0 points and was named the Big Eight Conference Newcomer of the Year and also tabbed a second-team all-conference selection.

Haase was a first-team GTE Academic All-American as a senior, a second-team Academic All-American as a junior and a three-time academic all-conference pick. The Jayhawks' Male Scholar-Athlete of the Year in 1997, Haase later earned a master's degree in business at Kansas in 2000.

Haase started 23 games in 1992-93 as a freshman at California, teaming with Jason Kidd in the backcourt.

In 2017, Haase joined the National Advisory Board of the Positive Coaching Alliance, the organization that uses the power of positive reinforcement to pursue winning and the more important goal of teaching life lessons through sports.

Haase, 42, and his wife, the former Mindy Meidinger, have three children: Gavin (11), Garrett (7) and Gabrielle (4).

HAASE'S HEAD COACHING CAREER

Year	School	Overall	Postseason
2012-13	UAB	16-17	
2013-14	UAB	18-13	
2014-15	UAB	20-16	NCAA Third Round
2015-16	UAB	26-7	NIT First Round
2016-17	Stanford	14-16	
2017-18	Stanford	2-1	
Sixth Season		96-71	2 Appearances

COACHING CAREER

2016-Present: Head Coach (Stanford)

2012-16: Head Coach (UAB)

2004-05, 2006-07, 2008-09: Director of Operations (North Carolina)

2003-04, 2005-06, 2007-08, 2009-12: Assistant Coach (North Carolina)

1999-2003: Administrative Assistant (Kansas)

COLLEGE CAREER/HONORS

1992-93: California

1994-97: Kansas

Big Eight Newcomer of the Year (1995)

Second Team All-Big Eight (1995)

Big Eight All-Defensive Team (1996)

Third Team All-Big XII (1996)

GTE Second Team Academic All-American (1996)

GTE First Team Academic All-American (1997)

Kansas Male Scholar Athlete of the Year (1997)

PERSONAL

Birthdate: April 1, 1974

Age: 42

Hometown: South Lake Tahoe, Calif.

Education: Kansas (B.S., Business Administration, 1997), Kansas (M.S., Business, 2000)

Wife: Mindy

Children: Gavin (11), Garrett (7) and Gabrielle (4)



THE LAST TIME

TEAM

Scored 100 points

Stanford 103, vs. BYU (11-11-13)
Opponent 112, vs. BYU (11-11-13)

Scored less than 50 points

Stanford 49, at SMU (12-19-16)
Opponent 46, at Oregon State (1-19-17)

Scored less than 40 points

Stanford 39, at Washington State (2-25-06)
Opponent 38, vs. Carroll College (12-27-15)

Overtime game

Stanford win vs. Utah (70-68 on 1-1-16)
Stanford loss at UCLA (86-61 in 2OT on 1-8-15)

Double Overtime game

Stanford win at Oregon State (103-101 in 4OT on 1-7-12)
Stanford loss at UCLA (86-61 in 2OT on 1-8-15)

40-point win

Stanford Stanford 83, Carroll College 38 (12-27-15)
Opponent Oregon State 81, Stanford 38 (1-11-82)

50-point win

Stanford Stanford 111, Harvard 56 (11-9-07)
Opponent never

60 points in a half

Stanford 63 (1st half), vs. Harvard (11-9-07)
Opponent 60 (2nd half), at USC (1-26-02)

Between 16-20 points in a half

Stanford 19 (1st half), at SMU (12-19-16)
Opponent 20 (1st half), vs. Weber State (11-17-16)

15 points or less in a half

Stanford 12 (1st half), vs. Santa Clara (12-16-06)
Opponent 14 (1st half), vs. Arkansas-Pine Bluff (12-29-14)

50 rebounds by a team

Stanford 55, vs. Villanova (11-26-15)
Opponent 51, at UCLA (1-8-15)

12 or more three-pointers in a game

Stanford 15, at UCLA (1-8-15)
Opponent 12, vs. Arizona State (2-11-17)

10 or more steals in a game

Stanford 13, vs. Oregon State (2-22-17)
Opponent 10, Utah (3-4-17)

25 turnovers in a game

Stanford 27, at USC (1-26-02)
Opponent 25, vs. Arkansas-Pine Bluff (12-29-14)

Five players scoring in double digits

Stanford 5, vs. CSUN (11-15-16)
Opponent 6, at Colorado (3/2/17)

More than five players scoring in double digits

Stanford 6, vs. Green Bay (11-13-15)
Opponent 6, at Colorado (3/2/17)

INDIVIDUAL

Player recorded a double-double

Stanford Oscar Da Silva (12 pts/17 rebs), vs. Eastern Washington (11-14-17)
Opponent Ivan Rabb (16 pts/13 rebs), vs. California (2-17-17)

Two players recorded a double-double

Stanford Travis (17 pts/11 rebs)/Humphrey (16 pts/13 rebs), at ASU (2-11-17)
Opponent Kevon Looney/Tony Parker, at UCLA (1-8-15)

Player recorded a triple-double

Stanford Brook Lopez (18 pts/11 reb/12 blk), vs. USC (1-25-07)
Opponent Kyle Weaver (14 pts/13 reb/10 ast), vs. Wash. St. (1-13-07)

Game decided by buzzer-beater

Stanford win Lawrence Hill, at Virginia (1-7-07)
Stanford loss Lamont Jones, vs. Arizona (2-27-10)

30 points

Stanford Marcus Sheffield (35), vs. Arizona State (12-30-16)
Opponent Markelle Fultz (34), vs. Washington (1-14-17)

40 points

Stanford Casey Jacobsen (41), vs. Oregon (2-7-02)
Opponent Damon Stoudamire (45), vs. Arizona (1-14-95)

Two players with 20 or more points

Stanford Humphrey (26)/Travis (23), vs. Pacific (11-12-17)
Opponent Graham (30)/Holder (25), vs. Arizona State (12-30-16)

Three players with 20 or more points

Stanford Brown (21)/Randle (21)/Nastic (20), vs. Arizona St. (1-24-15)
Opponent Moore (25)/Brown (23)/Carmichael (21), vs. Illinois St. (3-19-12)

No double digit scorer

Stanford at USC (1-20-11)
Opponent vs. Carroll College (12-27-15)

12 field goals

Stanford Michael Humphrey (12), vs. UCLA (2-27-16)
Opponent Markelle Fultz (12), vs. Washington (1-14-17)

7 three-pointers

Stanford Dorian Pickens (7), vs. Idaho (12-22-16)
Opponent Jabari Bird (7), vs. California (2-17-17)

15 free throws

Stanford Reid Travis (19), at Kansas (12-3-16)
Opponent Jared Cunningham (15), vs. Oregon State (3-9-11)

15 rebounds

Stanford Oscar Da Silva (17), vs. Eastern Washington (11-14-17)
Opponent Kevon Looney (19), at UCLA (1-8-15)

20 rebounds

Stanford Matt Haryasz (20), vs. Oregon (1-29-05)
Opponent Andre Roberson (20), at Colorado (1-24-13)

Three players with 10 or more rebounds

Stanford Travis (12)/R. Allen (10)/Pickens (10), vs. Villanova (11-26-15)
Opponent Johnson (13)/Scott (10), at Colorado (2-15-15)

10 assists

Stanford Christian Sanders (10), vs. Oregon (2-13-16)
Opponent T.J. McConnell (11), at Arizona (3-7-15)



2017-18 Stanford Basketball STANFORD Combined Team Statistics (as of Nov 14, 2017) All games

RECORD:	OVERALL	HOME	AWAY	NEUTRAL
ALL GAMES	2-1	2-1	0-0	0-0
CONFERENCE	0-0	0-0	0-0	0-0
NON-CONFERENCE	2-1	2-1	0-0	0-0

#	Player	gp-gs	min	avg	Total		3-Point		F-Throw		Rebounds				pf	dq	a	to	blk	stl	pts	avg
					fg-fga	fg%	3fg-fga	3fg%	ft-fa	ft%	off	def	tot	avg								
22	Travis, Reid	3-3	101	33.7	22-42	.524	1-6	.167	24-30	.800	8	15	23	7.7	6	0	8	4	0	2	69	23.0
10	Humphrey, Michael	3-3	94	31.3	9-27	.333	2-7	.286	14-17	.824	5	33	38	12.7	9	0	1	5	5	1	34	11.3
11	Pickens, Dorian	2-2	59	29.5	6-19	.316	2-13	.154	7-8	.875	1	8	9	4.5	3	0	5	4	0	2	21	10.5
02	Cartwright, Robert	3-1	75	25.0	10-22	.455	4-10	.400	7-10	.700	0	4	4	1.3	6	0	10	4	0	3	31	10.3
04	White, Isaac	3-3	85	28.3	9-26	.346	7-18	.389	2-4	.500	0	4	4	1.3	5	0	6	4	0	0	27	9.0
13	Da Silva, Oscar	3-1	80	26.7	9-16	.563	1-1	1.000	7-8	.875	11	16	27	9.0	8	1	1	6	4	4	26	8.7
20	Sharma, Josh	3-0	26	8.7	4-9	.444	0-3	.000	2-4	.500	0	3	3	1.0	5	0	1	3	1	0	10	3.3
01	Davis, Daejon	2-2	58	29.0	1-7	.143	0-0	.000	4-6	.667	3	4	7	3.5	5	0	8	7	0	2	6	3.0
05	Pugh, Kodye	2-0	16	8.0	0-1	.000	0-1	.000	2-2	1.000	0	1	1	0.5	4	0	0	1	0	1	2	1.0
33	Stanback, Trevor	2-0	4	2.0	1-1	1.000	0-0	.000	0-0	.000	0	0	0	0.0	1	0	0	0	0	0	2	1.0
15	Herenton, Rodney	1-0	1	1.0	0-0	.000	0-0	.000	0-0	.000	0	0	0	0.0	0	0	0	0	0	0	0	0.0
25	Pagon, Blake	1-0	1	1.0	0-0	.000	0-0	.000	0-0	.000	0	1	1	1.0	0	0	0	0	0	0	0	0.0
Team											3	6	9									
Total.....		3	600		71-170	.418	17-59	.288	69-89	.775	31	95	126	42.0	52	1	40	38	10	15	228	76.0
Opponents.....		3	600		76-185	.411	25-64	.391	32-50	.640	22	78	100	33.3	75	6	30	34	11	20	209	69.7

TEAM STATISTICS	STAN	OPP	Date	Opponent	Score	Att.
SCORING	228	209	11/10/17	CAL POLY	w 78-62	6276
Points per game	76.0	69.7	11/12/17	PACIFIC	w 89-80	3103
Scoring margin	+6.3	-	11/14/17	EASTERN WASHINGTON	L 61-67	2799
FIELD GOALS-ATT	71-170	76-185				
Field goal pct	.418	.411	* - Conference game			
3 POINT FG-ATT	17-59	25-64				
3-point FG pct	.288	.391				
3-pt FG made per game	5.7	8.3				
FREE THROWS-ATT	69-89	32-50				
Free throw pct	.775	.640				
F-Throws made per game	23.0	10.7				
REBOUNDS	126	100				
Rebounds per game	42.0	33.3				
Rebounding margin	+8.7	-				
ASSISTS	40	30				
Assists per game	13.3	10.0				
TURNOVERS	38	34				
Turnovers per game	12.7	11.3				
Turnover margin	-1.3	-				
Assist/turnover ratio	1.1	0.9				
STEALS	15	20				
Steals per game	5.0	6.7				
BLOCKS	10	11				
Blocks per game	3.3	3.7				
ATTENDANCE	12178	0				
Home games-Avg/Game	3-4059	0-0				
Neutral site-Avg/Game	-	0-0				

Score by Periods	1st	2nd	Totals
STANFORD	118	110	228
Opponents	88	121	209



STANFORD Team Game-by-Game (as of Nov 16, 2017)

All games

TEAM STATISTICS

Opponent	Date	Score		Total		3-Pointers		Free throws		Rebounds				pf	a	t/o	blk	stl	pts	avg
				fg-fga	pct	3fg-fga	pct	ft-fa	pct	off	def	tot	avg							
CAL POLY	11/10/17	78-62	W	26-53	.491	9-19	.474	17-23	.739	11	30	41	41.0	10	13	16	4	6	78	78.0
PACIFIC	11/12/17	89-80	W	24-55	.436	6-24	.250	35-39	.897	8	32	40	40.5	23	19	14	4	6	89	83.5
EASTERN WASHINGTON	11/14/17	61-67	L	21-62	.339	2-16	.125	17-27	.630	12	33	45	42.0	19	8	8	2	3	61	76.0
STANFORD		228		71-170	.418	17-59	.288	69-89	.775	31	95	126	42.0	52	40	38	10	15	228	76.0
Opponents		209		76-185	.411	25-64	.391	32-50	.640	22	78	100	33.3	75	30	34	11	20	209	69.7

Games played: 3
 Points/game: 76.0
 FG Pct: 41.8
 3FG Pct: 28.8
 FT Pct: 77.5

Rebounds/game: 42.0
 Assists/game: 13.3
 Turnovers/game: 12.7
 Assist/turnover ratio: 1.1
 Steals/game: 5.0
 Blocks/game: 3.3

STANFORD Opponent Game-by-Game (as of Nov 16, 2017)

All games

OPPONENT STATISTICS

Opponent	Date	Score		Total		3-Pointers		Free throws		Rebounds				pf	a	t/o	blk	stl	pts	avg
				fg-fga	pct	3fg-fga	pct	ft-fa	pct	off	def	tot	avg							
CAL POLY	11/10/17	78-62	W	23-60	.383	10-25	.400	6-9	.667	5	19	24	24.0	24	11	11	4	8	62	62.0
PACIFIC	11/12/17	89-80	W	31-68	.456	4-14	.286	14-21	.667	10	25	35	29.5	27	11	12	3	9	80	71.0
EASTERN WASHINGTON	11/14/17	61-67	L	22-57	.386	11-25	.440	12-20	.600	7	34	41	33.3	24	8	11	4	3	67	69.7
Opponents		209		76-185	.411	25-64	.391	32-50	.640	22	78	100	33.3	75	30	34	11	20	209	69.7
STANFORD		228		71-170	.418	17-59	.288	69-89	.775	31	95	126	42.0	52	40	38	10	15	228	76.0

Games played: 3
 Points/game: 69.7
 FG Pct: 41.1
 3FG Pct: 39.1
 FT Pct: 64.0

Rebounds/game: 33.3
 Assists/game: 10.0
 Turnovers/game: 11.3
 Assist/turnover ratio: 0.9
 Steals/game: 6.7
 Blocks/game: 3.7



2017-18 Stanford Basketball
STANFORD Team High/Low Analysis (as of Nov 16, 2017)
All games

STANFORD - TEAM GAME HIGHS

POINTS	89	PACIFIC (11/12/17)
	78	CAL POLY (11/10/17)
	61	EASTERN WASHINGTON (11/14/17)
FIELD GOALS MADE	26	CAL POLY (11/10/17)
	24	PACIFIC (11/12/17)
FIELD GOAL ATTEMPTS	62	EASTERN WASHINGTON (11/14/17)
	55	PACIFIC (11/12/17)
FIELD GOAL PERCENTAGE	.491 (26-53)	CAL POLY (11/10/17)
	.436 (24-55)	PACIFIC (11/12/17)
3 PT FIELD GOALS MADE	9	CAL POLY (11/10/17)
	6	PACIFIC (11/12/17)
3 PT FG ATTEMPTS	24	PACIFIC (11/12/17)
	19	CAL POLY (11/10/17)
3 PT FG PERCENTAGE	.474 (9-19)	CAL POLY (11/10/17)
	.250 (6-24)	PACIFIC (11/12/17)
FREE THROWS MADE	35	PACIFIC (11/12/17)
	17	EASTERN WASHINGTON (11/14/17)
	17	CAL POLY (11/10/17)
FREE THROW ATTEMPTS	39	PACIFIC (11/12/17)
	27	EASTERN WASHINGTON (11/14/17)
FREE THROW PERCENTAGE	.897 (35-39)	PACIFIC (11/12/17)
	.739 (17-23)	CAL POLY (11/10/17)
REBOUNDS	45	EASTERN WASHINGTON (11/14/17)
	41	CAL POLY (11/10/17)
ASSISTS	19	PACIFIC (11/12/17)
	13	CAL POLY (11/10/17)
STEALS	6	PACIFIC (11/12/17)
	6	CAL POLY (11/10/17)
BLOCKED SHOTS	4	PACIFIC (11/12/17)
	4	CAL POLY (11/10/17)
TURNOVERS	16	CAL POLY (11/10/17)
	14	PACIFIC (11/12/17)
FOULS	23	PACIFIC (11/12/17)
	19	EASTERN WASHINGTON (11/14/17)



2017-18 Stanford Basketball
STANFORD High/Low Analysis (as of Nov 16, 2017)
All games

Opponent - GAME HIGHS

POINTS	80	PACIFIC (11/12/17)
	67	EASTERN WASHINGTON (11/14/17)
	62	CAL POLY (11/10/17)
FIELD GOALS MADE	31	PACIFIC (11/12/17)
	23	CAL POLY (11/10/17)
FIELD GOAL ATTEMPTS	68	PACIFIC (11/12/17)
	60	CAL POLY (11/10/17)
FIELD GOAL PERCENTAGE	.456 (31-68)	PACIFIC (11/12/17)
	.386 (22-57)	EASTERN WASHINGTON (11/14/17)
3 PT FIELD GOALS MADE	11	EASTERN WASHINGTON (11/14/17)
	10	CAL POLY (11/10/17)
3 PT FG ATTEMPTS	25	EASTERN WASHINGTON (11/14/17)
	25	CAL POLY (11/10/17)
3 PT FG PERCENTAGE	.440 (11-25)	EASTERN WASHINGTON (11/14/17)
	.400 (10-25)	CAL POLY (11/10/17)
FREE THROWS MADE	14	PACIFIC (11/12/17)
	12	EASTERN WASHINGTON (11/14/17)
FREE THROW ATTEMPTS	21	PACIFIC (11/12/17)
	20	EASTERN WASHINGTON (11/14/17)
FREE THROW PERCENTAGE	.667 (14-21)	PACIFIC (11/12/17)
	.667 (6-9)	CAL POLY (11/10/17)
REBOUNDS	41	EASTERN WASHINGTON (11/14/17)
	35	PACIFIC (11/12/17)
ASSISTS	11	PACIFIC (11/12/17)
	11	CAL POLY (11/10/17)
STEALS	9	PACIFIC (11/12/17)
	8	CAL POLY (11/10/17)
BLOCKED SHOTS	4	EASTERN WASHINGTON (11/14/17)
	4	CAL POLY (11/10/17)
TURNOVERS	12	PACIFIC (11/12/17)
	11	EASTERN WASHINGTON (11/14/17)
	11	CAL POLY (11/10/17)
FOULS	27	PACIFIC (11/12/17)
	24	EASTERN WASHINGTON (11/14/17)
	24	CAL POLY (11/10/17)



2017-18 Stanford Basketball
STANFORD Player High/Low Analysis (as of Nov 16, 2017)
All games

STANFORD - INDIVIDUAL GAME HIGHS

Points	26		Humphrey, Michael vs PACIFIC (11/12/17)
	26		Travis, Reid vs CAL POLY (11/10/17)
	23		Travis, Reid vs PACIFIC (11/12/17)
	20		Travis, Reid vs EASTERN WASHINGTON (11/14/17)
	17		White, Isaac vs CAL POLY (11/10/17)
Field Goals Made	9		Travis, Reid vs CAL POLY (11/10/17)
	7		Travis, Reid vs PACIFIC (11/12/17)
Field Goal Att.	16		Travis, Reid vs CAL POLY (11/10/17)
	14		Travis, Reid vs EASTERN WASHINGTON (11/14/17)
FG Pct (min 5 made)	.583	(7-12)	Travis, Reid vs PACIFIC (11/12/17)
	.563	(9-16)	Travis, Reid vs CAL POLY (11/10/17)
3-Point FG Made	5		White, Isaac vs CAL POLY (11/10/17)
	2		Humphrey, Michael vs PACIFIC (11/12/17)
	2		Pickens, Dorian vs PACIFIC (11/12/17)
	2		Cartwright, Robert vs CAL POLY (11/10/17)
3-Point FG Att.	8		Pickens, Dorian vs PACIFIC (11/12/17)
	7		White, Isaac vs EASTERN WASHINGTON (11/14/17)
3-Pt FG Pct (min 2 made)	1.000	(5-5)	White, Isaac vs CAL POLY (11/10/17)
	.667	(2-3)	Humphrey, Michael vs PACIFIC (11/12/17)
Free Throws Made	12		Humphrey, Michael vs PACIFIC (11/12/17)
	9		Travis, Reid vs PACIFIC (11/12/17)
Free Throw Att.	14		Humphrey, Michael vs PACIFIC (11/12/17)
	10		Travis, Reid vs EASTERN WASHINGTON (11/14/17)
	10		Travis, Reid vs PACIFIC (11/12/17)
	10		Travis, Reid vs CAL POLY (11/10/17)
FT Pct (min 3 made)	1.000	(4-4)	Cartwright, Robert vs PACIFIC (11/12/17)
	1.000	(3-3)	Pickens, Dorian vs PACIFIC (11/12/17)
Rebounds	18		Humphrey, Michael vs PACIFIC (11/12/17)
	17		Da Silva, Oscar vs EASTERN WASHINGTON (11/14/17)
Assists	5		Cartwright, Robert vs PACIFIC (11/12/17)
	5		Davis, Daejon vs PACIFIC (11/12/17)
Steals	2		Davis, Daejon vs PACIFIC (11/12/17)
	2		Da Silva, Oscar vs CAL POLY (11/10/17)
Blocked Shots	2		Humphrey, Michael vs EASTERN WASHINGTON (11/14/17)
	2		Humphrey, Michael vs PACIFIC (11/12/17)
	2		Da Silva, Oscar vs PACIFIC (11/12/17)
	2		Da Silva, Oscar vs CAL POLY (11/10/17)
Turnovers	4		Davis, Daejon vs EASTERN WASHINGTON (11/14/17)
	4		Da Silva, Oscar vs CAL POLY (11/10/17)
Fouls	5		Da Silva, Oscar vs EASTERN WASHINGTON (11/14/17)
	4		Humphrey, Michael vs EASTERN WASHINGTON (11/14/17)
	4		Humphrey, Michael vs PACIFIC (11/12/17)
	4		Davis, Daejon vs PACIFIC (11/12/17)
	4		Pugh, Kodye vs CAL POLY (11/10/17)
Minutes	38		Da Silva, Oscar vs EASTERN WASHINGTON (11/14/17)
	36		White, Isaac vs EASTERN WASHINGTON (11/14/17)
	35		Humphrey, Michael vs EASTERN WASHINGTON (11/14/17)
	35		Travis, Reid vs CAL POLY (11/10/17)
	34		Travis, Reid vs PACIFIC (11/12/17)

