



# STANFORD FOOTBALL GAME NOTES



X @STANFORDFBALL f @STANFORDFOOTBALL CONTACT: Brian Brownfield | 650.387.9430 | brianb88@stanford.edu



## SCHEDULE

**OVERALL: 2-5**  
**HOME 0-4 | AWAY 2-1 | NEUTRAL 0-0**  
**PAC-12: 1-4**  
**HOME 0-3 | AWAY 1-1 | NEUTRAL 0-0**

**W** AT HAWAII  
 SEPT. 1 // 8 PM PT // CBS SPORTS NETWORK **37-24**

**L** AT No. 6 USC  
 SEPT. 9 // 7:30 PM // FOX **10-56**

**L** SACRAMENTO STATE  
 SEPT. 16 // 5 PM // PAC-12 BAY AREA **23-30**

**L** ARIZONA  
 SEPT. 23 // 4 PM // PAC-12 NETWORK **20-21**

**L** No. 9 OREGON  
 SEPT. 30 // 3:30 PM // PAC-12 NETWORK **6-42**

**W, 2OT** AT COLORADO  
 OCT. 13 // 7:20 PM PT // ESPN **46-43**

**L** No. 25 UCLA  
 OCT. 21 // 7:30 PM // ESPN **7-42**

**W** No. 5 WASHINGTON  
 OCT. 28 // 4 PM // FS1

**AT WASHINGTON STATE**  
 NOV. 4 // 6 PM // PAC-12 NETWORK

**AT No. 11 OREGON STATE**  
 NOV. 11 // TBA // TBA

**Cal** CALIFORNIA  
 NOV. 18 // TBA // TBA

**ND** No. 14 NOTRE DAME  
 NOV. 25 // TBA // TBA

## WHAT'S INSIDE

Game Information/Coverage..... 1  
 Media Information/Schedule..... 2  
 Game Notes..... 3-7  
 Standings/Pac-12 Schedules..... 8  
 Troy Taylor..... 9  
 Rosters..... 10-11  
 Depth Chart/Starters..... 12-13  
 The Last Time/Game Capsules..... 14-20  
 2023 Statistics..... 21-35

### No. 5 Washington Huskies

Record..... 7-0 (4-0 Pac-12)  
 Ranking (AP/Coaches)..... 5/5  
 Head Coach..... Kalen DeBoer  
 Career Record..... 31-8 (4th)  
 Record at Washington..... 18-2  
 Location..... Seattle, Wash.  
 Founded..... 1861  
 Enrollment..... 49,522 (33,300 undergraduate)  
 Colors..... Purple and Gold

### Stanford Cardinal

Record..... 2-5 (1-4 Pac-12)  
 Ranking (AP/Coaches)..... NR/NR  
 Head Coach..... Troy Taylor  
 Career Record..... 32-13 (4th)  
 Record at Stanford..... 2-5  
 Location..... Stanford, Calif.  
 Founded..... 1891  
 Enrollment..... 17,326 (7,761 undergraduate)  
 Colors..... Cardinal and White

## GAMEDAY INFORMATION

**KICKOFF**..... Saturday, Oct. 28 (4 p.m. PT) **TELEVISION**..... FS1  
**LOCATION**..... Stanford, Calif. **LOCAL RADIO**..... Cardinal Sports Network • KNBR 1050 AM  
**STADIUM**..... Stanford Stadium **KZSU RADIO**..... 90.1 FM

## THE OPENING KICKOFF

- Stanford football is at home for the fifth time in the last six games with a Saturday afternoon showdown against No. 5 Washington at 4 p.m. on FS1.
- The Cardinal has not won a home game in 2023, and is on a six-game losing streak at home dating back to last season.
- Tiger Bachmeier is coming off of one of the best games by a Stanford true freshman in recent memory. He recorded eight receptions for 75 yards and his first collegiate touchdown. His eight catches are the most by a true freshman at Stanford since at least 1996.
- In the most recent home game against UCLA last week, Anthony Franklin blocked a Bruins field goal in the first quarter. It was the first blocked field by Stanford since the 2020 season.
- Three Stanford players recorded their first career sacks in Saturday's game against UCLA: Tristan Sinclair, Tevarua Tafiti, and Zach Rowell.
- Ashton Daniels was 27-45 throwing the football against UCLA, the second game in a row that the sophomore quarterback has had 27 completions on

- 45 attempts.
- Washington is the highest-ranked team that Stanford will face during the 2023 season. The Huskies are ranked fifth in both the AP and USA Today Coaches Polls. They also have one of the best offenses in the NCAA, led by potential Heisman-winning quarterback Michael Penix Jr.
- The nation stayed up late to watch Stanford's miraculous comeback against Colorado on Oct. 13. ESPN announced that the Cardinal's 29-point come-from-behind win was seen by over 3.3 million viewers, making it ESPN's most-viewed Friday night game since 2018.
- Following Saturday's home game against Washington, Stanford will head on the road for a pair of road games. It marks the second time this season Stanford will play consecutive road games (first two games of the season).

# MEDIA INFORMATION

## FOOTBALL COMMUNICATIONS

Director, Communications (primary)  
Brian Brownfield ..... brianb88@stanford.edu

Associate Director (secondary)  
Maddie Gotreaux ..... mhgotreaux@stanford.edu

Assistant AD, Communications  
Brian Riso ..... brisso@stanford.edu

Associate AD, Communications  
Carter Henderson ..... csh11@stanford.edu

## SOCIAL MEDIA

TWITTER ..... @StanfordFball  
INSTAGRAM ..... @StanfordFball  
FACEBOOK ..... @StanfordFootball  
WEBSITE ..... GoStanford.com

## TROY TAYLOR WEEKLY PRESSER

Bradford M. Freeman Director of Football Troy Taylor will hold his weekly press conference on Tuesday at 11 a.m. PT via Zoom. Coach Taylor will be followed by select student-athletes. Requests for Coach Taylor can be made to Brian Brownfield. The full weekly media availability schedule can be found below.

## OTHER MEDIA AVAILABILITY

Additional assistant coaches and student-athletes are available upon request following practice on Wednesday. Requests for student-athletes and assistant coaches can be directed to Brian Brownfield (brianb88@stanford.edu). Please make your weekly student-athlete requests by 5 p.m. on Tuesdays. Weekly media availabilities are subject to change and the full schedule can be found below for each week.

## POSTGAME INTERVIEWS

The Stanford locker room is closed. Postgame interviews will be conducted both in-person and virtually, both home and away. **NO INTERVIEWS ARE TO BE CONDUCTED ON THE FIELD FOLLOWING THE GAME.** Please contact Brian Brownfield to discuss virtual participation options.

## CREDENTIALS

Requests for Stanford home games may be submitted at: [www.SportsSystems.com/Stanfor](http://www.SportsSystems.com/Stanfor)

## VIRTUAL PRESS BOX

All media materials in 2023 can be found at [GoStanford.com/PressBox](http://GoStanford.com/PressBox), including game notes, media guides, live stats and more.

## CARDINAL SPORTS NETWORK

Stanford Football broadcasts can be heard on KNBR/KTCT AM 1050. Broadcasts can be heard throughout the Bay Area.

## KZSU BROADCAST

KZSU broadcasts all Stanford Football games on 90.1 FM.

## CONTENT & WORKPLACE POLICIES

1. Video clips of in-game competition, live or otherwise, online or via social media networks are not permitted. Still photos may be shared online and across social platforms during the game.
2. Any non-editorial or commercial use of any picture, audio, film, tape, or digital image or drawing of the event is prohibited without prior, specific, written authorization from the host institution.
3. Internet usage in all media areas, including media work areas, stadium pressbox, digital work room and the field, is for work-related purposes only. Media members who do not follow the proper internet procedures may have their credentials and internet access revoked for the remainder of the event.
4. Media should respect the work environment of their colleagues by maintaining a quiet and professional atmosphere in all working media areas. The press box will close three hours after the conclusion of the game.

## FIELD ACCESS & SIDELINE POLICY

Field access is limited to photographers, videographers and sideline reporters whose job function requires them to work from field level. Print media, and anyone working out of the press box, will only be permitted on the field for the final five minutes of games. No interviews should be conducted on the field.

1. Photo credentials will be issued only to accredited media outlets prior to the game and photo identification must be provided.
2. Photographers and videographers must check in at media will call located at Gate 8 of the stadium. Those photographers and videographers who will work on the sidelines

will be issued a photo vest. This photo vest must be worn at all times to gain access to the sidelines. Vests must be returned after the game at the on-field dropoff location situated next to the south endzone tunnel.

3. Only working photographers and videographers with professional-grade cameras will be allowed on the field. Those without proper equipment or not shooting the game will be escorted from the sidelines regardless of credential.

4. Working photographers and videographers are permitted to shoot in the designated area (between the two marked dotted lines outside the 20-yard lines and behind the end zone).

5. Photographers are encouraged to use the photo work areas, located on Level 3 of Stanford Stadium and the media room on Level 2 of the fieldhouse. Wireless internet is available. While security in this area is provided, Stanford University is not responsible for the loss of any items.

6. According to NCAA policies, the presence of any type of photographer and videographer in the bench area for all sports is strictly prohibited with the exception of one (1) institutional videographer in the football bench area. According to the NCAA Football Rules and Interpretations Manual (Rule 1, Section 2, Article 4b): "the team area shall be limited to squad members in uniform and a maximum of 40 other individuals directly involved in the game. The 40 individuals not in uniform shall wear special identification." (Rule 1, Section 2, Article 4e): "No media personnel, including journalists, radio and television personnel, or their equipment, shall be in the team area or coaching box, and no media personnel shall communicate in any way with persons in the team area or coaching box." Stanford Athletics prohibits photographers and videographers from stopping and shooting from behind the bench area or into the bench area.

COLLEGEPRESSBOX is the official media website for Division I football. Access and download game notes, quotes, statistics, media guides, headshots, logos and more for all FBS schools, conferences, postseason games, awards and the College Football Playoff. For access, please register for an account at [collegepressbox.com/register](http://collegepressbox.com/register)

# WEEKLY SCHEDULE

SUN	MON	TUE	WED	THU	FRI	SAT
NO AVAILABILITY	NO AVAILABILITY	11 am PT TROY TAYLOR PRESS CONFERENCE <b>via Zoom</b>	Post-practice availability Assistant Coaches/Student- Athletes by request <b>in person</b>	NO AVAILABILITY	NO AVAILABILITY	<b>4 pm PT</b> <b>vs. Washington</b>  POSTGAME PRESS CONFERENCE <b>in person</b>

# GAME NOTES

## THE MATCHUP

- Stanford and Washington meet for the 94th time on Saturday afternoon.
- The Cardinal has had the upper hand in the matchup in recent seasons, with a 12-6 record against the Huskies since 2004.
- Stanford has been even better against Washington inside Stanford Stadium recently, with a 6-1 record since 2007.
- The Cardinal and Huskies have played four previous times on October 28, with the Huskies winning all four games (most recently in 2000).
- Last season, Stanford's quarterback Tanner McKeen took eight sacks in a 40-22 loss at Washington. There were great performances in the game, however. Michael Wilson (current wide receiver for the Arizona Cardinals) had six catches for 167 yards and two touchdowns, while Casey Filkins ran for 100 yards for the only time in his career.

## THIS DATE IN STANFORD HISTORY...

...the Cardinal beat the Beavers of Oregon State 24-3 in 1995. The victory snapped a two-game losing streak for Stanford, the team's first two losses of the season after a 4-0-1 start in Tyrone Willingham's first season as head coach on The Farm.

Stanford would go on to finish the regular season 7-3-1 before making an appearance in the Liberty Bowl against East Carolina. It marked the first of four bowl games that Stanford would appear in with Willingham as the head coach. That 1995 season is also the last season that Stanford ended a game in a tie.

## HEAD COACH TROY TAYLOR

Troy Taylor enters his first season as the Bradford M. Freeman Director of Football, Andrew Luck Director of Offense and Kevin M. Hogan Quarterbacks Coach in 2023.

Taylor, the 35th head coach in program history, was hired on Dec. 10, 2022, by Jaquish & Kenninger Director of Athletics Bernard Muir. At Sacramento State, Taylor guided the Hornets to a 30-8 mark in four seasons and a berth in the FCS quarterfinals for the first time in school history. Prior to the 2022 season, Sacramento State had never won an FCS Playoff game in its program history.

Taylor led a high-powered Sacramento State team to a 12-1 record in 2022, with the Hornets ranking fourth nationally in scoring offense (42.9 ppg), fourth in total offense (499.8 ypg) and seventh in rushing offense (243.3 ypg). Sacramento State is the only FCS program that averaged at least 240 yards passing and 240 yards rushing per game, averaging 256.5 yards per game through the air and 243.3 on the ground.

Taylor took over a Stanford program that has won 108 games since the start of the 2010 season - a total that ranks among the nation's top-20 - with 31 of those wins coming against top-25 opponents, tied for the eighth-best mark in the country in that span.

Taylor was hired as head coach at Sacramento State on Dec. 17, 2018, inheriting a program that had compiled three two-win seasons in the prior four-year stretch. Taylor immediately turned the Hornets into nine-game winners in his first season, guiding the program to its first three Big Sky championships (the program opted out of the 2021 spring season) and its first FCS Playoff appearances in school history, despite competing at the FCS level since 1994 and in the Big Sky Conference since 1996.

In 2022, Taylor's Hornets set the school record for victories in a season. Running back Cameron Skattebo was named Big Sky Offensive MVP, nickelback Marte Mapu was the Defensive MVP and Taylor was Co-Coach of the Year. Overall, 17 players were honored by the Big Sky, as Taylor was also named AFCA Regional Coach of the Year. Sacramento State's season came to a close with a 66-63 defeat in the FCS Quarterfinals.

As a player, Taylor guided Cordova High School to a 14-0 record and a section championship while being named the Northern California Player of the Year in 1985. Taylor continued his career at Cal, where he was the starting quarterback for the Golden Bears from 1986-89. Taylor led the Pac-10 in total offense as a senior and left Cal as the all-time leading passer with 8,126 yards. He was drafted by the New York Jets in the fourth round of the 1990 NFL Draft.

## END OF AN ERA

David Shaw announced his resignation from the program the morning after the 2022 season finale against BYU. The winningest coach in program history, Shaw finished his 12 seasons with a 96-54 record. Shaw was honored with the 2017 Bobby Dodd National Coach of the Year award and led Stanford to three Pac-12 titles and two Rose Bowl victories during his tenure.

In addition to guiding Stanford to three Rose Bowl Game appearances, Shaw is the only four-time Pac-12 Coach of the Year, having led the Cardinal to three conference titles. Shaw's 96 overall wins rank ninth in Pac-12 history while his 65 conference victories rank fifth. Stanford achieved 29 wins against top-25 opponents (ranking eighth nationally since 2011), 11 against top-10 programs and five against top-5 foes. Additionally, the Cardinal had 43 players drafted, a total ranking tied for 13th nationally and tied for the most in the Pac-12.

The Cardinal was equally accomplished in the classroom during Shaw's tenure, boasting a nation-leading 15 Academic All-Americans since 2010, five more than any other program and 10 more than any Pac-12 school in that span, including Andrew Luck (2011) and Christian McCaffrey (2015) as Academic All-Americans of the Year.

## RECENT DRAFT SUCCESS

The Cardinal has had 55 draft picks since 2010, second-most in the Pac-12 behind only USC. Stanford is tied for eighth nationally with 11 consensus All-Americans since 2010, and its 19 Academic All-Americans in

## INSIDE THE SERIES



44  
WINS

45  
LOSSES

4  
TIES



45  
WINS

44  
LOSSES

4  
TIES

AT STANFORD .....	Stanford leads, 23-22-1
AT WASHINGTON .....	Washington leads, 23-21-3
NEUTRAL .....	N/A

TAYLOR VS. WASHINGTON .....	N/A
DeBOER VS. STANFORD .....	2-0

CURRENT STREAK .....	Washington, 2
LAST MEETING .....	Washington, 40-22 (2022)
LONGEST STANFORD STREAK .....	10 (1967-76)
LONGEST WASHINGTON STREAK .....	10 (1983-93)

LARGEST STANFORD WIN .....	44 (65-21 in 2011)
LARGEST WASHINGTON WIN .....	38 (44-6 in 2016)

## STATISTICAL COMPARISON

STANFORD	CATEGORY	WASHINGTON
21.3	SCORING OFFENSE	40.1
36.9	SCORING DEFENSE	18.9
142	FIRST DOWNS	173
180	FIRST DOWNS ALLOWED	165
127.4	RUSHING/GAME	103.9
150.0	RUSHING DEFENSE/GAME	136.7
234.4	PASSING/GAME	403.3
315.9	PASSING DEFENSE/GAME	250.0
361.9	TOTAL OFFENSE/GAME	507.1
465.9	TOTAL DEFENSE/GAME	386.7
16.9	KICK RETURN AVG.	19.4
5.0	PUNT RETURN AVG.	11.3
47-443	PENALTIES-YARDS	54-567
13-16	FIELD GOALS-ATTEMPTS	7-8
31:25	AVG. TIME OF POSSESSION	29:04
42-105 (40.0%)	3RD DOWN OFFENSE	31-69 (44.9%)
51-94 (54.3%)	3RD DOWN DEFENSE	48-112 (42.9%)
4-14 (28.6%)	4TH DOWN OFFENSE	7-10 (70.0%)
4-10 (40.0%)	4TH DOWN DEFENSE	8-20 (40.0%)
11-21 (52.4%)	RED ZONE OFFENSE	26-36 (72.2%)
24-31 (77.4%)	RED ZONE DEFENSE	14-22 (63.6%)
-4	TURNOVER MARGIN	-1

## STATISTICAL LEADERS

	PASSING				
	CMP	ATT	YDS	TD	INT
STANFORD					
Ashton Daniels	102	170	1,225	8	3
WASHINGTON					
Michael Penix Jr.	182	257	2,576	20	5

	RUSHING				
	G	ATT	NET	AVG	TD
STANFORD					
Casey Filkins	7	33	206	6.2	1
E.J. Smith	7	35	174	5.0	1
WASHINGTON					
Dillon Johnson	6	69	346	5.0	5
Will Nixon	7	22	147	6.7	1

	RECEIVING				
	G	REC	YDS	AVG	TD
STANFORD					
Elic Ayomanor	7	36	591	16.4	4
Benjamin Yurosek	6	16	239	14.9	1
WASHINGTON					
Rome Odunze	7	45	818	18.2	6
Ja'Lynn Polk	7	41	688	16.8	5

# GAME NOTES

## CARDINAL HONOR ROLL

### ELIC AYOMANOR (SO / WR)

- » FBS National Performer of the Week - Oct. 15 (CFPA)
- » Offensive Player of the Week - Oct. 15 (College Football Network)
- » Offensive Player of the Week - Oct. 16 (Pac-12)
- » FBS Offensive Player of the Week - Oct. 17 (Walter Camp)

### TIGER BACHMEIER (FR / WR)

- » Preseason Freshman All-American (247Sports)

### DAVID BAILEY (SO / OLB)

- » Preseason Honorable Mention All-Pac-12 LB (Media)
- » Preseason Second Team All-Pac-12 LB (Phil Steele)
- » Chuck Bednarik Award Watch List
- » Pac-12 Defensive Lineman of the Week (Sept. 5)

### GAETHAN BERNADEL (JR / ILB)

- » Preseason Fourth Team All-Pac-12 LB (Phil Steele)

### ASHTON DANIELS (SO/ QB)

- » Davey O'Brien Award Great 8 List - Oct. 16
- » Manning Award Star of the Week - Oct. 16
- » Davey O'Brien National Quarterback Award Midseason Watch List

### BRYCE FARRELL (SR / WR)

- » Preseason Fourth Team All-Pac-12 KR (Phil Steele)

### ALAKA'I GILMAN (SR / S)

- » Polynesian College Football Player of the Year Award Watch List

### JOHN HUMPHREYS (SR / WR)

- » Wuerffel Trophy Watch List
- » Campbell Trophy Watch List

### JOSHUA KARTY (SR / K)

- » Preseason First Team All-Pac-12 PK (Media)
- » Preseason First Team All-Pac-12 PK (Phil Steele)
- » Preseason Special Teams Player of the Year (Phil Steele)
- » Preseason First Team All-American PK (AP)
- » Preseason First Team All-American PK (The Sporting News)
- » Preseason First Team All-American PK (Phil Steele)
- » Lou Groza Award Watch List
- » 2024 Senior Bowl Watch List
- » Special Teams Player of the Week - Oct. 16 (Pac-12)
- » Special Teams Player of the Week - Oct. 16 (Senior Bowl)

### JAXSON MOI (SO / DL)

- » Polynesian College Football Player of the Year Award Watch List

### BAILEY PARSONS (SR / LS)

- » Preseason Second Team All-Pac-12 LS (Phil Steele)
- » Patrick Mannelly Award Watch List
- » 2024 Senior Bowl Watch List

### ARI PATU (JR / QB)

- » Polynesian College Football Player of the Year Award Watch List

### TOBIN PHILLIPS (SR / DL)

- » Preseason Fourth Team All-Pac-12 DL (Phil Steele)

### E.J. SMITH (SR / RB)

- » Preseason Third Team All-Pac-12 RB (Phil Steele)
- » Doak Walker Award Watch List
- » Earl Campbell Tyler Rose Award Watch List
- » Comeback Player of the Year Award Watch List

### BENJAMIN YUROSEK (SR / TE)

- » Preseason First Team All-Pac-12 TE (Phil Steele)
- » Preseason Second Team All-Pac-12 TE (Media)
- » John Mackey Award Watch List
- » 2024 Senior Bowl Watch List

### STANFORD CARDINAL (TEAM AWARDS)

- » Cheez-It National Team of the Week - Oct. 17 (FWAA)

that span is eight more than any other school nationally.

Since 2012, the number of draft picks to come out of Stanford is tops in the Pac-12 with 48, one more than USC (47). In the 2023 NFL Draft, the Cardinal had five players taken: Michael Wilson (3rd round, AZ), Kyu Blu Kelly (6th round, BAL), Tanner McKee (6th round, PHI), Elijah Higgins (6th round, MIA), and Kendall Williamson (7th round, CHI).

Since 2010, Stanford has appeared in nine bowl games, including three Rose Bowl Games, an Orange Bowl and a Fiesta Bowl.

## BACK IN BLACK

Saturday's game against Washington is historic in the sense that the Cardinal will be breaking out its black uniforms. This marks the second time this season that Stanford has worn black uniforms, which is the first time in program history the team has worn its black uniforms twice in a season.

This week's version of the black uniforms will feature a twist: a new white helmet. Stanford has not worn white helmets with its black uniforms since 2010-11, which is how the team debuted its new alternate uniform.

## THE COMEBACK AT COLORADO

Stanford turned in a comeback for the ages during its road game against the Colorado Buffaloes on October 13. Down 29-0 at halftime, the Cardinal came roaring back to win 46-43 in double overtime.

Some notable facts about the historic road win by the Cardinal:

- Largest comeback win in Stanford football history.
- Biggest blown lead in Colorado football history.
- Largest halftime deficit overcome in a victory in Pac-12 history.
- Second-largest road comeback win in Pac-12 history.
- Fourth-largest comeback win in Pac-12 history.

## MIND YOUR (AYO)MANOR

No player had a more significant role in Stanford's dramatic come-from-behind win at Colorado on October 13 than sophomore wide receiver Elic Ayomanor. His performance was one for the record books, and it received a lot of attention on social media.

Ayomanor was held without a catch in the first half, but finished the game with 13 receptions for 294 yards and three touchdowns. All of those numbers were career-bests, and it lands Ayomanor at or near the top of the record book in several single-game categories:

- Most receiving yards in a game in Stanford history, surpassing the previous mark of 278 yards by Troy Walters on September 25, 1999.
- Tied for the second-most receptions in a game by a Cardinal receiver since 2000, trailing only Simi Fehoko's

16 catches on December 19, 2020.

- First game with three receiving touchdowns by a Card since Simi Fehoko on December 19, 2020, one shy of tying the Stanford single-game record.

Following the performance, Ayomanor received props on social media from Terrell Owens, Skip Bayless, ESPN, Bleacher Report, and many more.

In the last two weeks, Ayomanor has more receiving yards (384) than any player in the country, 106 yards more than Devontez Walker of North Carolina.

## ELIC'S ELITE SPEED

Elic Ayomanor got to 294 receiving yards with several big plays that changed the complexion of Stanford's road game against Colorado.

His first big play game on a 97-yard touchdown reception in the third quarter. He took a quick slant pass from quarterback Ashton Daniels and out-ran defenders to score. It was the longest play of the season by the Stanford offense, and the second-longest reception in Cardinal history, behind only Troy Walters and his 98-yard touchdown on September 25, 1999.

Ayomanor then scored a 60-yard touchdown later in the third quarter for his second touchdown of the game. By scoring multiple touchdowns of 60 yards or longer, Ayomanor became the first player in the Pac-12 to do so since Washington's John Ross III on November 5, 2016.

In the first overtime, with Stanford trailing by seven, Ayomanor caught a 30-yard touchdown that was featured on SportsCenter's Top 10 later that night. He reached around Colorado cornerback Travis Hunter and pinned the ball against the backside of his helmet before pulling it over Hunter to secure the catch.

## AWARD SEASON

Following Week 7 action around the country, Stanford received a host of awards for both individual, and team performances from the win over Colorado.

The Cardinal were named the Cheez-It National Team of the Week for overcoming a 29-point deficit to beat Colorado on the road in double overtime during Week 7. This is the seventh time Stanford has earned this honor since its inception in 2002.

Elic Ayomanor received well-earned recognition for his record-setting performance in the win, landing Pac-12 Offensive Player of the Week honors. He became the first Cardinal to win the award since Colby Parkinson in 2018. Ayomanor also was named the Walter Camp National FBS Offensive Player of the Week, the first Cardinal to do so since Bryce Love in 2017. Ayomanor was joined by Joshua Karty, who was named the Pac-12 and Reese's Senior Bowl Special Teams Player of the Week after hitting the game-tying and game-winning field goals.

# GAME NOTES

Ashton Daniels was selected to a pair of "Best Of" lists: the Davey O'Brien Award Great 8 List and the Manning Award Star of the Week. This comes after he helped engineer the comeback for the Cardinal by throwing for a career-best 396 yards and four touchdowns in the double-overtime win.

## ISN'T OVER IN OVERTIME

Stanford's win against Colorado in double overtime has become a bit expected for the Card when it reaches overtime. Stanford has won its last four overtime games, and the Cardinal are now 8-5 all-time in overtime.

## CONFERENCE WINS FOR THE CARD

By coming back to beat the Buffaloes on the road, the Cardinal earned its first Pac-12 win of the season. It snapped a seven-game losing streak by Stanford in Pac-12 play, with its most recent win coming against Arizona State on October 22, 2022. It also was the first win by the Cardinal in a road conference game since September 11, 2021 at USC.

## STANFORD IN THE NFL

There has been a lot to celebrate so far in 2023 when it comes to Stanford alumni in the NFL. Christian McCaffrey is the league's leading rusher on one of two undefeated teams left, Michael Wilson scored his first professional touchdowns and Zach Ertz joined the 700-reception club, to name a few.

McCaffrey was traded to the San Francisco 49ers midway through the 2022 campaign and has been one of the best players in the league. In 17 regular season games since the trade, McCaffrey has compiled 1,940 scrimmage yards with 19 total touchdowns. He also has scored in 16 straight games, the second longest streak in NFL history.

In the 49ers' Week 3 win over the New York Giants, McCaffrey eclipsed 5,000 rushing yards for his career and became just the fourth player in NFL history with over 5,000 rushing yards and 450 receptions in his first seven seasons. The other three are LaDainian Tomlinson, Marshall Faulk, and Roger Craig.

In a Week 4 game between San Francisco and Arizona, Michael Wilson had a breakout game for the Cardinals in the Bay Area. Wilson recorded seven catches for 76 yards and a pair of touchdowns, his first in the NFL.

With six touchdowns between McCaffrey and Wilson in Week 4, it marked just the third time since the AFL-NFL merger where one college had at least six touchdowns scored by former players in the same game (Saints vs. Vikings - 12/25/2020 and Patriots vs. Bills - 11/23/1975).

In the same game, tight end Zach Ertz became just the eighth tight end in NFL history to record 700 career receptions. Ertz joined Jason Witten, Tony Gonzalez, Travis Kelce, and Antonio Gates as the only ones to do so in their first 11 NFL seasons.

Through seven weeks of the 2023 NFL season, 27 former

Cardinal have appeared in a game.

## BRYCE FARRELL, THE RUSHER

Halfway through the 2023 season, the player with the most rushing touchdowns on the Cardinal is a wide receiver. Bryce Farrell is pacing Stanford with three rushing touchdowns this season, the most of his career.

Farrell had a two-touchdown game against Colorado on October 13, one rushing and one receiving. His rushing touchdown against the Buffaloes was the first touchdown of the game for Stanford as the Cardinal began to erase a 29-point deficit.

With three rushing touchdowns this season, Farrell leads the NCAA in rushing touchdowns by a player whose primary position is wide receiver.

## DUAL-THREAT QUARTERBACK

Justin Lamson made his first collegiate start against Oregon, but has been making his mark on the Stanford offense as a true dual-threat quarterback all season long.

Lamson has carried the ball more times than any running back on the Stanford roster, and it isn't close. Lamson has 68 rushing attempts on the season, while the closest running back is E.J. Smith with 35 carries. Lamson is second among Pac-12 quarterbacks in carries, trailing only Shedeur Sanders of Colorado.

Against Oregon, Lamson tallied 22 totes, the most by a Pac-12 quarterback in a single game since Utah's Tyler Huntley had 25 in 2017. His 22 carries are tied for the 11th-most in a game by a quarterback this season in the NCAA.

## OUTPERFORMING OREGON EARLY

Despite the outcome not going the way of the Card on Sept. 30 against Oregon, the first 20 minutes of the game were completely controlled by Stanford.

Stanford got the first two scores of the game via field goals from Joshua Karty to lead 6-0 early in the second quarter. The Cardinal offense was on the field for 13:37 of the first quarter and was leading the time of possession battle 16:39 - 2:48 midway through the second quarter.

The Cardinal defense held the Ducks offense without a first down on its first two drives, with the team's first first down coming with 9:28 remaining in the second quarter. This marked the first time that the Ducks offense was held without a first down in a quarter since the third quarter of the 2020 Rose Bowl. This has not happened in the first quarter of a Ducks game in at least the last 11 seasons.

## SHUFFLING THE LINE

After going through the first half of the season without much consistency on either the offensive or defensive lines, it appears that Stanford is coming close to finding the right combination to close out the campaign.

## STANFORD RECORD WHEN...

	2023	Taylor Era
Overall.....	2-5	2-5
Pac-12 (regular season).....	1-4	1-4
In-state opponents.....	0-3	0-3
Home.....	0-4	0-4
Away.....	2-1	2-1
Neutral.....	N/A	N/A
Current streak.....	L1	L1
Current home streak.....	L4	L4
Current road streak.....	W1	W1
vs. Top 25 teams.....	0-3	0-3
vs. unranked teams.....	1-2	1-2
Ranked higher.....	N/A	N/A
Opponent is ranked higher.....	0-3	0-3
Coming off a loss.....	1-3	1-3
Coming off a win.....	0-2	0-2
Coming off a bye week.....	1-0	1-0
Scoring first.....	1-3	1-3
Opponent scores first.....	1-2	1-2
Leading at halftime.....	1-1	1-1
Trailing at halftime.....	1-4	1-4
Tied at halftime.....	N/A	N/A
Leading after 3rd quarter.....	1-1	1-1
Trailing after 3rd quarter.....	1-4	1-4
Tied after 3rd quarter.....	N/A	N/A
Overtime.....	1-0	1-0
Scoring 0-19.....	0-3	0-3
Scoring 20-29.....	0-2	0-2
Scoring 30-39.....	1-0	1-0
Scoring 40+ points.....	1-0	1-0
Allowing 0-19.....	N/A	N/A
Allowing 20-29.....	1-1	1-1
Allowing 30-39.....	0-1	0-1
Allowing 40+ points.....	1-3	1-3
Outgaining opponent.....	1-1	1-1
Outrushing opponent.....	1-2	1-2
Passing for more yards.....	0-1	0-1
Outgained by opponent.....	1-3	1-3
Getting outrushed.....	1-3	1-3
Passing for fewer yards.....	2-4	2-4
Fewer penalty yards.....	2-1	2-1
More penalty yards.....	0-4	0-4
With 100-yard rusher.....	N/A	N/A
With 100-yard receiver.....	2-0	2-0
With 300-yard passer.....	1-0	1-0
Win turnover battle.....	1-0	1-0
Lose turnover battle.....	0-2	0-2
Win time of possession.....	2-3	2-3
Lose time of possession.....	0-2	0-2
Game decided by 0-3.....	1-1	1-1
Game decided by 4-8.....	0-1	0-1
Game decided by 9+.....	1-3	1-3
Day game.....	0-2	0-2
Night game.....	2-3	2-3
August.....	N/A	N/A
September.....	1-4	1-4
October.....	1-1	1-1
November.....	N/A	N/A
December.....	N/A	N/A
January.....	N/A	N/A
Monday.....	N/A	N/A
Tuesday.....	N/A	N/A
Wednesday.....	N/A	N/A
Thursday.....	N/A	N/A
Friday.....	2-0	2-0
Saturday.....	0-5	0-5
Sunday.....	N/A	N/A
ABC.....	N/A	N/A
CBS.....	N/A	N/A
CBS Sports Network.....	1-0	1-0
ESPN.....	1-1	1-1
ESPNU.....	N/A	N/A
FOX.....	0-1	0-1
FS1.....	N/A	N/A
NBC.....	N/A	N/A
Pac-12 Network.....	0-3	0-3

# GAME NOTES

## STANFORD AND THE POLLS

### ASSOCIATED PRESS TOP 25

Week 9

RK	TEAM (1ST)	POINTS	RECORD
1	Georgia (38)	1536	7-0
2	Michigan (19)	1504	8-0
3	Ohio State (3)	1454	7-0
4	Florida State (3)	1408	7-0
5	Washington	1325	7-0
6	Oklahoma	1267	7-0
7	Texas	1150	6-1
8	Oregon	1133	6-1
9	Alabama	1071	7-1
10	Penn State	999	6-1
11	Oregon State	922	6-1
12	Ole Miss	889	6-1
13	Utah	868	6-1
14	Notre Dame	718	6-2
15	LSU	687	6-2
16	Missouri	594	7-1
17	North Carolina	506	6-1
18	Louisville	420	6-1
19	Air Force	395	7-0
20	Duke	371	5-2
21	Tennessee	306	5-2
22	Tulane	248	6-1
23	UCLA	243	5-2
24	USC	193	6-2
25	James Madison	167	7-0

Others Receiving Votes: Florida 34, Liberty 17, Kansas State 16, Miami 12, Fresno State 8, Oklahoma State 5, Toledo 3, Kentucky 2, Rutgers 2, UNLV 1, Wisconsin 1.

### COACHES POLL TOP 25

Week 9

RK	TEAM (1ST)	POINTS	RECORD
1	Georgia (58)	1,586	7-0
2	Michigan (4)	1,522	8-0
3	Ohio State (2)	1,459	7-0
4	Florida State	1,426	7-0
5	Washington	1,333	6-0
6	Oklahoma	1,283	7-0
7	Texas	1,150	6-1
8	Alabama	1,141	7-1
9	Oregon	1,089	6-1
10	Penn State	1,056	6-1
11	Ole Miss	931	6-1
12	Oregon State	892	6-1
13	Utah	866	6-1
14	Notre Dame	688	6-2
15	LSU	677	6-2
16	Missouri	604	7-1
17	North Carolina	574	6-1
18	Louisville	451	6-1
19	Air Force	374	7-0
20	Tennessee	356	5-2
21	Duke	350	5-2
22	USC	269	6-2
23	Tulane	202	6-1
24	UCLA	195	5-2
25	James Madison	101	7-0

Others Receiving Votes: Florida 52; Miami (FL) 27; Kansas State 25; Iowa 24; Fresno State 23; Oklahoma State 13; Kentucky 10; Wyoming 9; SMU 8; Liberty 8; Arizona 7; UNLV 6; Maryland 4; Kansas 4; Wisconsin 2; Toledo 2; Clemson 1;

### STANFORD VS. RANKED OPPONENTS

2023	0-3 (.000)
Overall record	92-175-5 (.347)
Home	50-78-2 (.392)
Away	33-89-3 (.276)
Neutral (includes bowls)	9-8-0 (.529)

By using the starting offensive line combination of Anderson, Mayberry, Rogers, Pale, and McLaughlin against UCLA, Stanford used the same starting offensive line in consecutive games for the first time this season.

Defensively, Stanford has used five different starting line combinations. The only time the Cardinal defense has used the same starting defensive line in consecutive games came during the first two games of the season.

The only offensive lineman to start all seven games is center Levi Rogers, who is in his first season as a center. Rogers has made 13 straight starts going back to last season.

Defensively, Lance Keneley and Anthony Franklin have started all seven games for the Cardinal. This is Keneley's first season as a regular starter, while Franklin has 14 straight starts going back to 2022. His 14 straight starts are the most on the Stanford roster, after Benjamin Yurosek's streak of 26 was snapped after the UCLA game.

### RARE AIR FOR THE FRESHMAN

Minus a two-game absence for an injury, Simone Pale has been a constant on the offensive line for the Cardinal. That says a lot, considering he is a true freshman. His five starts in his first collegiate season puts him in special company around the NCAA.

There are just 11 schools that have at least five starts on the offensive line from freshmen, and Stanford is one of those schools. Among the true freshmen, Pale is one of 11 true freshmen to start at least five games in 2023.

### THIRD DOWN TROUBLES

Offensively, Stanford ran into trouble converting on third downs against UCLA, which is a surprise for a team that has been effective at moving the sticks. Against the Bruins, the Cardinal was just 1-12 on third downs. By converting just one third down, it was the fewest in a single game for Stanford since the 2018 Sun Bowl vs. Pitt, and the lowest conversion percentage since the 2009 Sun Bowl vs. Oklahoma.

Defensively, it has been even more of a struggle for the Cardinal. Sacramento State converted 11 third downs in Week 3, and the Hornets' 68.8% conversion percentage was the highest against Stanford since 2020. For the season, Stanford is allowing opposing offenses to convert on 54.7% of its third downs, the second-highest rate in the NCAA behind only UAB (54.8%).

### SACK ATTACK

The Stanford defense has been able to generate more pressure on the opposing quarterback the past two games after struggling to do so early in the season.

After piling up four sacks in the comeback win at Colorado, the Cardinal matched that number against UCLA on October 21. That gave the Card four sacks in consecutive games for the first time since the 2018 season, when it did so against No. 16 Oregon and Oregon State.

This increase in quarterback pressure is a shift back to how the season started for Stanford, when it recorded six sacks against Hawai'i in the season opener. David Bailey had three sacks in that win, one of just three such games in the Pac-12 this season. Bailey was the first player in the NCAA to record a three-sack game this season.

Bailey was named the Pac-12 Defensive Player of the Week after the season-opening win, the first weekly defensive award winner for the Cardinal in nearly two years. Kyu Blu Kelly was the most recent winner, taking home Defensive Player of the Week after the second week of the 2021 season.

### NEW FACES

With a brand new coaching staff intact, the 2023 Stanford roster looks drastically different than it has in the past. Of the 106 players, 35 are brand new to the program this year, including 28 freshmen.

An additional 29 Cardinal are sophomores, resulting in 57 underclassmen on the 2023 roster. In comparison to last year's team, there were 27 freshmen and 25 sophomores for a total of 52 underclassmen.

Through seven games, 14 Cardinal players made their collegiate debuts, and 13 made their first career starts.

### KARTY PARTY

Joshua Karty earned a host of awards during the 2022 season, becoming one of the best placekickers in the NCAA. He was named First Team All-America by the Associated Press, Second Team All-America by The Sporting News and Third Team All-America by the Football Writers Association of America.

Karty is just the second placekicker in school history to earn First Team All-America honors (Rod Garcia, 1973). He is the first Cardinal since 2018 to earn All-America honors (Paulson Adebo, FWAA Second Team) and the first Stanford football player to earn First Team All-America honors since 2017 (Bryce Love, Associated Press).

Karty set a school record with a 61-yard field goal as time expired at Cal in 2022. The previous long was 59 yards (Rod Garcia at USC, 1973; Mark Harmon at Purdue (1981).

Karty missed two field goals against Arizona, both from 51 yards, snapping his consecutive field goals made streak of 26 (previous miss came vs. Notre Dame on Nov. 27, 2021), the longest streak of his career.

He finished last season 24-for-25 on PATs and 18-for-18 on FG attempts. For his career, he is 64-for-65 on PATs and 41-for-49 on field goals. Seven of his misses have come from at least 49 yards, with six of them from 50+.

# GAME NOTES

## CARDINAL IN THE NFL

PLAYER	YEAR	TEAM
Adebo, Paulson	3rd	New Orleans Saints
Bailey, Jake	5th	Miami Dolphins
Dalman, Drew	3rd	Atlanta Falcons
Ertz, Zach	11th	Arizona Cardinals
Fehoko, Simi	3rd	Los Angeles Chargers
Fisk, Tucker	2nd	Atlanta Falcons
Fleming, Cameron	10th	Denver Broncos
Herbig, Nate	5th	Pittsburgh Steelers
Higgins, Elijah	1st	Arizona Cardinals
Hooper, Austin	8th	Las Vegas Raiders
Irwin, Trenton	5th	Cincinnati Bengals
Kelly, Kyu Blu	1st	Seattle Seahawks
Little, Walker	3rd	Jacksonville Jaguars
McCaffrey, Christian	7th	San Francisco 49ers
McKee, Tanner	1st	Philadelphia Eagles
Mills, Davis	3rd	Houston Texans
Montgomery, Ty	9th	New England Patriots
Okereke, Bobby	5th	New York Giants
Parkinson, Colby	4th	Seattle Seahawks
Peat, Andrus	9th	New Orleans Saints
Phillips, Harrison	6th	Minnesota Vikings
Reid, Justin	6th	Kansas City Chiefs
Robinson, Curtis	3rd	San Francisco 49er
Sarell, Foster	3rd	Los Angeles Chargers
Schultz, Dalton	6th	Houston Texans
Thomas, Solomon	7th	New York Jets
Toohill, Casey	4th	Washington Commanders
Wilson, Michael	1st	Arizona Cardinals

RESERVE	YEAR	TEAM
Anderson, Henry	9th	Carolina Panthers

PRACTICE SQUAD	YEAR	TEAM
Bonner, Ethan	1st	Miami Dolphins
Booker, Thomas	2nd	Philadelphia Eagles
Thomas, Michael	12th	Cincinnati Bengals
Tremayne, Brycen	1st	Washington Commanders
Williamson, Kendall	1st	Chicago Bears



## STRENGTH OF SCHEDULE

Stanford faces another very tough schedule during the 2023 season, thanks in large part to the strength of the Pac-12. The Cardinal will face five of the six ranked teams in the Pac-12 this year, and will see six ranked teams overall.

There is no better example of the strength of the Pac-12 than by looking at how the conference started the season. After Week 1, the Pac-12 was a combined 13-0, the best start for the conference since 1938. Through five weeks, there were three teams 5-0 for the first time since 2013.

Of the ranked Pac-12 teams that Stanford faces, four of those teams were inside the Preseason AP Top-25, with its toughest opponent scheduled as No. 5 Washington on October 28 at Stanford Stadium.

Four of the Cardinal's ranked matchups take place at home this year: Sept. 30 vs. No. 9 Oregon, Oct. 21 vs. No. 25 UCLA, Oct. 28 vs. No. 5 Washington, and Nov. 25 vs. No. 14 Notre Dame.

Many pundits believe that Stanford's schedule is one of the hardest in the country. According to 247Sports.com, Stanford has the 17th-most difficult schedule. This is based on Stanford having the 15th-most difficult schedule based on last year's win-percentage totals.

The most difficult outlook for the Stanford strength of schedule comes from College Football News, which ranks Stanford's schedule as the fourth toughest in the NCAA, behind only Purdue, Colorado and Iowa State.

## WHERE THEY'RE FROM

Stanford student-athletes on this year's roster hail from 30 states plus Canada.

There are a total of 15 student-athletes from Texas, the largest representation of student-athletes from outside of California (31) on the team. Behind Texas is Georgia (9), Florida (6), and New Jersey (5).

Three student-athletes are from Canada (Aaron Armitage, Elic Ayomanor, Brendon Barrow).

Total: California (31), Texas (15), Georgia (9), Florida (6), New Jersey (5), Massachusetts (4), Tennessee (3), Alabama (2), Arizona (2), Colorado (2), Hawaii (2), Nevada (2), Oregon (2), Utah (2), Virginia (2), Arkansas, Connecticut, Idaho, Louisiana, Maryland, Michigan, Minnesota, Missouri, New Mexico, New York, North Carolina, North Dakota, Ohio, Washington.

## HONORING ANDREW LUCK

On August 17, Stanford Athletics announced its 2023 Hall of Fame class, with 10 former student-athletes being inducted. Andrew Luck was honored as one of this year's inductees. The ceremony took place on Friday, Sept. 29.

A native of Houston, Texas, Luck is also the 19th

Cardinal player to join the College Football Hall of Fame, which happened last season. Luck guided Stanford to 23 victories over his final two seasons, including appearances in the 2011 Orange Bowl and 2012 Fiesta Bowl.

He won the 2011 Maxwell, Walter Camp and Johnny Unitas Golden Arm awards and was a two-time runner-up (2010, 2011) for the Heisman Trophy. A 2011 First Team All-American and two-time conference Offensive Player of the Year, Luck rewrote the Stanford and conference record books. Luck went 31-8 as a starter, resurrecting a Stanford program that had suffered seven straight losing seasons before he became the starter in 2009. He passed for 9,430 yards and 82 touchdowns during his Cardinal career, adding 957 yards and seven more touchdowns on the ground.

He was selected with the No. 1 overall pick by the Indianapolis Colts in the 2012 NFL Draft and played seven seasons in the NFL before retiring prior to the 2019 campaign. He set the NFL record for most passing yards by a rookie quarterback (4,374) in 2012 and was named the NFL's Comeback Player of the Year in 2018.

## REST OF THE CLASS

The other members of the Stanford Athletics Hall of Fame Class of 2023 include Joe Borchard (baseball/football), Kori Carter (women's track and field), Grace Fattal Luczak (women's rowing), Nicole Gibbs (women's tennis), Paul Goldstein (men's tennis), Lauren Lappin (softball), Arthur Lee (men's basketball), Melissa Seidemann (women's water polo) and Tom Wilkens (men's swimming and diving).

Joe Borchard stands out as one of the members of the Class of 2023 after shining as a two-sport athlete for the Cardinal. He was the No. 12 overall pick of the 2000 MLB Draft by the Chicago White Sox after helping lead Stanford to back-to-back College World Series appearances. He also was a backup quarterback for Stanford football and played in the 2000 Rose Bowl Game.

## THE HOME OF CHAMPIONS

Stanford has won at least one NCAA team title in each of the past 47 academic years (dating back to the 1976-77 campaign), the longest streak in NCAA history. Stanford leads the NCAA with 134 team titles, including three national team championships during the 2022-23 campaign - men's gymnastics, women's water polo and women's rowing - increasing its overall total to 163.

Stanford is one of six programs with at least one national championship in football, baseball and men's basketball and the only school with at least one in football, baseball, men's and women's basketball.

Stanford won 25 straight (a streak which snapped in 2020-21) Division I Learfield Sports Directors' Cups. The Cardinal's 26th Directors' Cup came during the 2022-23 season.

# PAC-12 CONFERENCE

## 2023 STANDINGS

SCHOOL	Pac-12	Overall
#5 Washington	4-0	7-0
#24 USC	4-1	6-2
#8 Oregon	3-1	6-1
#11 Oregon State	3-1	6-1
#13 Utah	3-1	6-1
#23 UCLA	2-2	5-2
Arizona	2-2	4-3
Colorado	1-3	4-3
Washington State	1-3	4-3
California	1-3	3-4
<b>Stanford</b>	<b>1-4</b>	<b>2-5</b>
Arizona State	0-4	1-6

### THIS WEEK

#### IN THE PAC-12 CONFERENCE

DAY	MATCHUP	TIME (PT)
Saturday	Oregon @ Utah	12:30 pm
	USC @ California	1:00 pm
	<b>Washington @ Stanford</b>	<b>4:00 pm</b>
	Colorado @ UCLA	4:30 pm
	Washington State @ Arizona State	5:00 pm
	Oregon State @ Arizona	7:30 pm

### PRESEASON POLL

SCHOOL (1ST)	POINTS
1. USC (25)	413
2. Washington (4)	367
3. Utah (6)	359
4. Oregon (1)	344
5. Oregon State	309
6. UCLA	248
7. Washington State	186
8. Arizona	176
9. California	132
10. Arizona State	122
11. Colorado	98
<b>12. Stanford</b>	<b>54</b>




### ARIZONA WILDCATS (4-3, 2-2)



Date	Opponent	Time/Result
9/2	NORTHERN ARIZONA	W, 38-3
9/9	at Mississippi State	L, 24-31
9/16	UTEP	W, 31-10
<b>9/23</b>	<b>at Stanford</b>	<b>W, 21-20</b>
9/30	WASHINGTON	L, 24-31
10/7	at USC	L, 41-43 (3OT)
10/14	at Washington State	W, 44-6
10/28	OREGON STATE	7:30 pm
11/4	UCLA	7:30 pm
11/11	at Colorado	TBA
11/18	UTAH	TBA
11/25	at Arizona State	TBA

### COLORADO BUFFALOES (4-3, 1-3)



Date	Opponent	Time/Result
9/2	at TCU	W, 45-42
9/9	NEBRASKA	W, 36-14
9/16	COLORADO STATE	W, 43-35 (2OT)
9/23	at Oregon	L, 6-42
9/30	USC	L, 41-48
10/7	at Arizona State	W, 27-24
<b>10/13</b>	<b>STANFORD</b>	<b>L, 43-46 (2OT)</b>
10/28	at UCLA	4:30 pm
11/4	OREGON STATE	7:00 pm
11/11	ARIZONA	TBA
11/17	at Washington State	7:30 pm
11/25	at Utah	TBA

### UCLA BRUINS (5-2, 2-2)



Date	Opponent	Time/Result
9/2	COASTAL CAROLINA	W, 27-13
9/9	at San Diego State	W, 35-10
9/16	NORTH CAROLINA CENTRAL	W, 59-7
9/23	at Utah	L, 7-14
10/7	WASHINGTON STATE	W, 25-17
10/14	at Oregon State	L, 24-36
<b>10/21</b>	<b>at Stanford</b>	<b>W, 42-7</b>
10/28	COLORADO	4:30 pm
11/4	at Arizona	7:30 pm
11/11	ARIZONA STATE	TBA
11/18	at USC	TBA
11/25	CALIFORNIA	TBA

### WASHINGTON HUSKIES (7-0, 4-0)




Date	Opponent	Time/Result
9/2	BOISE STATE	W, 56-19
9/9	TULSA	W, 43-10
9/16	at Michigan State	W, 41-7
9/23	CALIFORNIA	W, 59-32
9/30	at Arizona	W, 31-24
10/14	OREGON	W, 36-33
10/21	ARIZONA STATE	W, 15-7
<b>10/28</b>	<b>at Stanford</b>	<b>4:00 pm</b>
11/4	at USC	4:30 pm
11/11	UTAH	TBA
11/18	at Oregon State	TBA
11/25	WASHINGTON STATE	TBA

### ARIZONA STATE SUN DEVILS (1-6, 0-4)




Date	Opponent	Time/Result
8/31	SOUTHERN UTAH	W, 24-21
9/9	OKLAHOMA STATE	L, 15-27
9/16	FRESNO STATE	L, 0-29
9/23	USC	L, 28-42
9/30	at California	L, 21-24
10/7	COLORADO	L, 24-27
10/21	at Washington	L, 7-15
10/28	WASHINGTON STATE	5:00 pm
11/4	at Utah	11:00 am
11/11	at UCLA	TBA
11/18	OREGON	TBA
11/25	ARIZONA	TBA

### OREGON DUCKS (6-1, 3-1)



Date	Opponent	Time/Result
9/2	PORTLAND STATE	W, 81-7
9/9	at Texas Tech	W, 38-30
9/16	HAWAII	W, 55-10
9/23	COLORADO	W, 42-6
<b>9/30</b>	<b>at Stanford</b>	<b>W, 42-6</b>
10/14	at Washington	L, 33-36
10/21	WASHINGTON STATE	W, 38-24
10/28	at Utah	12:30 pm
11/4	CALIFORNIA	2:30 pm
11/11	USC	TBA
11/18	at Arizona State	TBA
11/24	OREGON STATE	5:30 pm

### USC TROJANS (6-2, 4-2)



Date	Opponent	Time/Result
8/26	SAN JOSE STATE	W, 56-28
9/2	NEVADA	W, 66-14
<b>9/9</b>	<b>STANFORD</b>	<b>W, 56-10</b>
9/23	at Arizona State	W, 42-28
9/30	at Colorado	W, 48-41
10/7	ARIZONA	W, 43-41 (3OT)
10/14	at Notre Dame	L, 20-48
10/21	UTAH	L, 32-34
10/28	at California	1:00 pm
11/4	WASHINGTON	4:30 pm
11/11	at Oregon	TBA
11/18	UCLA	TBA

### WASHINGTON STATE COUGARS (4-3, 1-3)



Date	Opponent	Time/Result
9/2	at Colorado State	W, 50-24
9/9	WISCONSIN	W, 31-22
9/16	NORTHERN COLORADO	W, 64-21
9/23	OREGON STATE	W, 38-35
10/7	at UCLA	L, 17-25
10/14	ARIZONA	L, 6-44
10/21	at Oregon	L, 24-38
10/28	at Arizona State	5:00 pm
<b>11/4</b>	<b>STANFORD</b>	<b>6:00 pm</b>
11/11	at California	TBA
11/17	COLORADO	7:30 pm
11/25	at Washington	TBA

### CALIFORNIA GOLDEN BEARS (3-4, 1-3)




Date	Opponent	Time/Result
9/2	at North Texas	W, 58-21
9/9	AUBURN	L, 10-14
9/16	IDAHO	W, 31-17
9/23	at Washington	L, 32-59
9/30	ARIZONA STATE	W, 24-21
10/7	OREGON STATE	L, 40-52
10/14	at Utah	L, 14-34
10/28	USC	1:00 pm
11/4	at Oregon	2:30 pm
11/11	WASHINGTON STATE	TBA
<b>11/18</b>	<b>at Stanford</b>	<b>TBA</b>
11/25	at UCLA	TBA

### OREGON STATE BEAVERS (6-1, 3-1)



Date	Opponent	Time/Result
9/3	at San Jose State	W, 42-17
9/9	UC DAVIS	W, 55-7
9/16	SAN DIEGO STATE	W, 26-9
9/23	at Washington State	L, 35-38
9/29	UTAH	W, 21-7
10/7	at California	W, 52-40
10/14	UCLA	W, 36-24
10/28	at Arizona	7:30 pm
11/4	at Colorado	7:00 pm
<b>11/11</b>	<b>STANFORD</b>	<b>TBA</b>
11/18	WASHINGTON	TBA
11/24	at Oregon	5:30 pm

### UTAH UTES (6-1, 3-1)



Date	Opponent	Time/Result
8/31	FLORIDA	W, 24-11
9/9	at Baylor	W, 20-13
9/16	WEBER STATE	W, 31-7
9/23	UCLA	W, 14-7
9/29	at Oregon State	L, 7-21
10/14	CALIFORNIA	W, 34-14
10/21	at USC	W, 34-32
10/28	OREGON	12:30 pm
11/4	ARIZONA STATE	11:00 am
11/11	at Washington	TBA
11/18	at Arizona	TBA
11/25	COLORADO	TBA



# COACHING STAFF

## TROY TAYLOR

**BRADFORD M. FREEMAN DIRECTOR OF FOOTBALL**  
**ANDREW LUCK DIRECTOR OF OFFENSE**  
**KEVIN M. HOGAN QUARTERBACKS COACH**  
**1ST SEASON AT STANFORD | 22ND SEASON OVERALL**



Troy Taylor enters his first season as the Bradford M. Freeman Director of Football, Andrew Luck Director of Offense and Kevin M. Hogan Quarterbacks Coach in 2023.

Taylor, the 35th head coach in program history, was hired on Dec. 10, 2022, by Jaquish & Kenninger Director of Athletics Bernard Muir. At Sacramento State, Taylor guided the Hornets to a 30-8 mark in four seasons and a berth in the FCS quarterfinals for the first time in school history. Prior to the 2022 season, Sacramento State had never won an FCS Playoff game in its program history.

Taylor led a high-powered Sacramento State team to a 12-1 record in 2022, with the Hornets ranking fourth nationally in scoring offense (42.9 ppg), fourth in total offense (499.8 ypg) and seventh in rushing offense (243.3 ypg). Sacramento State is the only FCS program that averaged at least 240 yards passing and 240 yards rushing per game, averaging 256.5 yards per game through the air and 243.3 on the ground.

Taylor took over a Stanford program that has won 108 games since the start of the 2010 season - a total that ranks among the nation's top-20 - with 31 of those wins coming against top-25 opponents, tied for the eighth-best mark in the country in that span.

The Cardinal is 14th nationally with 50 draft picks since 2010, second-most in the Pac-12. Stanford is tied for eighth nationally with 10 consensus All-Americans since 2010, and its 15 Academic All-Americans in that span is five more than any other school nationally.

Since 2010, Stanford has appeared in nine bowl games, including three Rose Bowl Games, an Orange Bowl and a Fiesta Bowl.

Taylor was hired as head coach at Sacramento State on Dec. 17, 2018, inheriting a program that had compiled three two-win seasons in the prior four-year stretch. Taylor immediately turned the Hornets into nine-game winners in his first season, guiding the program to its first three Big Sky championships (the program opted out of the 2021 spring season) and its first FCS Playoff appearances in school history, despite competing at the FCS level since 1994 and in the Big Sky Conference since 1996.

In 2022, Taylor's Hornets set the school record for victories in a season. Running back Cameron Skattebo was named Big Sky Offensive MVP, nickelback Marte Mapu was the Defensive MVP and Taylor was Co-Coach of the Year. Overall, 17 players were honored by the Big Sky, as Taylor was also named AFCA Regional Coach of the Year. Sacramento State's season came to a close with a 66-63 defeat in the FCS Quarterfinals.

After opting not to play in the spring of the 2020-21 season, Taylor guided the Hornets to their second Big Sky Conference title in as many seasons in the fall of 2021. That year, Sacramento State

posted an undefeated record of 8-0 in league games and earned another trip to the FCS Playoffs. Taylor was named the Big Sky Coach of the Year and was one of 17 finalists for the Eddie Robinson Award. Sacramento State finished ninth in total offense (463.9 ypg) and 22nd in total defense (329.7), while its scoring offense was 33rd (30.3) and scoring defense 15th (19.1).

In his first season with the Hornets, Taylor guided the team to a 9-4 overall record and a 7-1 league mark, which gave Sacramento State a share of the Big Sky Conference title for the first time in school history, and its first NCAA FCS Playoff berth. For those efforts, he was named the conference Coach of the Year and was the recipient of the Eddie Robinson Award (FCS national coach of the year).

Taylor was Utah's offensive coordinator and quarterbacks coach for two seasons (2017-18), helping the Utes to their first Pac-12 South Division title in program history in 2018. Taylor's Utah offenses featured a balanced attack both seasons, with running back Zack Moss eclipsing the 1,000-yard mark on the ground in back-to-back seasons. At least 16 different players caught passes in both seasons.

Prior to joining the FBS ranks, Taylor was the co-offensive coordinator and quarterbacks coach at Eastern Washington in 2016. That season, he directed the top passing offense in the FCS and set numerous national and school records. The Eagles averaged an FCS-best 401.0 passing yards per game, ranked second nationally with 529.6 yards per game and were third in scoring offense (42.4 ppg). EWU posted a 12-2 overall record and advanced to the FCS semifinals.

Under Taylor, sophomore Gage Gubrud set an NCAA FCS single-season record by passing for 5,160 yards while throwing 48 touchdown passes. Gubrud, the 2016 FCS Player of the Year by the Touchdown Club of Columbus, averaged 368.6 passing yards per game, which also led the nation. One of Gubrud's favorite targets was All-American Cooper Kupp, who caught 117 passes for 1,700 yards and 17 touchdowns before being selected by the Los Angeles Rams in the third round of the NFL Draft.

Taylor's success at Eastern Washington followed an illustrious run at Folsom High School, where he was co-head coach from 2012-15. The Bulldogs set numerous California state records, including the most points scored in a season. Folsom posted a 58-3 overall record, won the Sac-Joaquin Section title each season and claimed the 2014 CIF Division I championship with a 68-7 win over Oceanside. The team also set the California record for passing yards in four consecutive years.

Taylor was instrumental in the development of Jake Browning, who would become the 2016 Pac-12 Offensive Player of the Year for Washington. Taylor coached Browning from fifth grade until he graduated as one of the most prolific passers in prep history. Browning set national records for touchdowns in a season (91 in

2014, tied) and career (229, in just three seasons), while establishing a number of California state high school records as well, including season (5,790) and career (16,775) passing yards.

As a player, Taylor guided Cordova High School to a 14-0 record and a section championship while being named the Northern California Player of the Year in 1985. Taylor continued his career at Cal, where he was the starting quarterback for the Golden Bears from 1986-89. Taylor led the Pac-10 in total offense as a senior and left Cal as the all-time leading passer with 8,126 yards. He was drafted by the New York Jets in the fourth round of the 1990 NFL Draft.

Taylor's first coaching job was at Casa Roble High School in Orangevale, Calif., in 1994. The following year, Taylor was a graduate assistant at Colorado, where he worked with the wide receivers. He returned to Cal in 1996 and remained at his alma mater through the 1999 season, where he had stints coaching receivers, quarterbacks and tight ends. Taylor also served as Cal's recruiting coordinator in 1999.

Taylor left Cal to become an assistant athletics director at Christian Brothers High School (2000-01) in Sacramento, where he also taught and was an assistant football coach for one season (2000). He spent 2003-04 at Folsom High School as the co-head coach. Taylor stepped away from coaching after the 2004 season but remained in football, serving as the radio analyst for Cal from 2005-11.

Taylor, 54, and his wife, Tracey, have three children: sons, Noah and Aaron, and daughter, Ella.

### THE TAYLOR FILE

#### PERSONAL

Hometown..... SACRAMENTO, CALIF.  
 College..... CALIFORNIA (1989)  
 Wife..... TRACEY  
 Children..... NOAH, AARON, ELLA

#### TAYLOR YEAR-BY-YEAR

##### COACHING EXPERIENCE

YEAR	SCHOOL	POSITION
2022-PRES.	STANFORD	HEAD COACH
2019-22	SACRAMENTO STATE	HEAD COACH/OC
2017-18	UTAH	OFFENSIVE COORDINATOR/QB
2016	EASTERN WASHINGTON	CO-OFFENSIVE COORDINATOR/QB
2012-15	FOLSOM HIGH SCHOOL	CO-HEAD COACH
2002-04	FOLSOM HIGH SCHOOL	CO-HEAD COACH
2000	CHRISTIAN BROTHERS HIGH SCHOOL	ASSISTANT COACH
1996-99	CALIFORNIA	RECRUITING COORDINATOR/TE/QB/WR
1995	COLORADO	GRADUATE ASSISTANT/RECEIVERS
1994	CASA ROBLES HIGH SCHOOL	ASSISTANT COACH

##### POSTSEASON GAMES

YEAR	SCHOOL	POSTSEASON
2022	SACRAMENTO STATE	FCS QUARTERFINALS
2021	SACRAMENTO STATE	FCS SECOND ROUND
2019	SACRAMENTO STATE	FCS SECOND ROUND
2018	UTAH	HOLIDAY BOWL
2017	UTAH	HEART OF DALLAS BOWL
2019	EASTERN WASHINGTON	FCS SEMIFINALS
1996	CALIFORNIA	ALOHA BOWL
1995	COLORADO	COTTON BOWL

# NUMERICAL ROSTER

NO	NAME	POS	HT	WT	CL	HOMETOWN / PREVIOUS SCHOOL
0	... Gaethan Bernadel	ILB	6-1	227	Jr	Miami, Fla. / Hallandale / Florida International
0	... Mudia Reuben	WR	6-2	205	So	Kansas City, Mo. / Park Hill South
2	... Casey Filkins	RB	5-11	206	Sr	Lake Oswego, Ore. / Lake Oswego
3	... Bryce Farrell	WR	5-10	180	Sr	Thousand Oaks, Calif. / Oaks Christian School
4	... Zahran Manley	CB	6-2	189	5th	Claremont, Calif. / Upland
5	... John Humphreys	WR	6-5	198	Sr	Newport Beach, Calif. / Corona del Mar
6	... Collin Wright	CB	6-0	192	So	Manvel, Texas. / Manvel
8	... Justin Lamson	QB	6-2	215	So	El Dorado Hills, Calif. / Oak Ridge / Syracuse
8	... Tristan Sinclair	ILB	6-1	221	5th	Alamo, Calif. / San Ramon Valley
9	... Aaron Armitage	OLB	6-5	260	Jr	Ajax, Ontario, Canada / Blair Academy (N.J.)
9	... Myles Jackson	QB	6-2	190	Fr	Lakewood, Calif. / Millikan
10	... Spencer Jorgensen	ILB	6-3	233	5th	Provo, Utah / Provo
10	... Beau Nelson	QB	6-2	207	Sr	Boise, Idaho / Bishop Kelly
11	... Ari Patu	QB	6-4	216	Jr	Folsom, Calif. / Folsom
11	... Tevarua Tafiti	OLB	6-2	235	So	Waipahu, Hawaii / Punahou School
13	... Elic Ayomanor	WR	6-2	210	So	Medicine Hat, Alberta, Canada / Deerfield Academy (Mass.)
13	... Emmet Kenney	K	6-2	215	Jr	Fargo, N.D. / Shanley
14	... Wilfredo Aybar	OLB	6-2	252	Jr	Fall River, Mass. / Cheshire Academy
14	... Ashton Daniels	QB	6-2	215	So	Buford, Ga. / Buford
15	... Ryan Butler	RB	5-11	225	So	Plainfield, N.J. / Bergen Catholic / Princeton
15	... Connor Weselman	P	6-3	216	Jr	Atlanta, Ga. / Westminster School
17	... Jshawn Frausto-Ramos	CB	6-0	184	Fr	Los Angeles, Calif. / St. John Bosco
17	... Charlie Mirer	QB	6-6	235	So	Rancho Santa Fe, Calif. / Cathedral Catholic
18	... Jimmy Wyrick	S	5-10	183	Jr	Dallas, Texas / South Oak Cliff
19	... Silas Starr	WR	6-2	221	Sr	Portland, Ore. / Central Catholic
20	... Jaden Slocum	CB	6-1	200	Jr	Alpharetta, Ga. / Alpharetta
21	... Scotty Edwards	S	6-0	205	So	Holladay City, Utah / Olympus
22*	... Che Ojarikre	S	6-2	180	Fr	Alpharetta, Ga. / Denmark
22	... E. J. Smith	RB	6-0	210	Sr	Dallas, Texas / Jesuit College Prep
23	... David Bailey	OLB	6-3	240	So	Irvine, Calif. / Mater Dei
23	... Jacob Lowe	RB	6-0	230	So	Orange City, Fla. / University
24	... Tiger Bachmeier	WR	6-1	190	Fr	Lake Elsinore, Calif. / Murrieta Valley
25	... Ismael Cisse	WR	6-0	180	Fr	Denver, Colo. / Cherry Creek
26	... Sedrick Irvin	RB	5-10	190	Fr	Miami, Fla. / Christopher Columbus
27	... Omari Porter	S	6-2	205	Fr	Auburn, Ala. / Auburn
28	... Joshua Thompson	CB	6-1	207	So	Upper Marlboro, Md. / St. John's College (D.C.)
29	... Terian Williams	CB	5-8	184	So	Duluth, Ga. / Johns Creek
30	... Ese Dubre	ILB	6-2	245	Jr	Powder Springs, Ga. / McEachern
31	... Aaron Morris	CB	5-11	186	Fr	Lowell, Mass. / Phillips Exeter Academy (N.H.)
32	... Mitch Leigber	S	6-1	202	Jr	Laguna Hills, Calif. / Laguna Hills
33	... Alaka'i Gilman	S	5-9	194	Sr	Laie, Hawaii / Punahou School
33	... Kenaj Washington	RB	5-7	155	Fr	Kennedale, Texas / Kennedale
34	... Caleb Hampton	RB	5-10	208	Fr	Ooltewah, Tenn. / Baylor School
35	... Matt Rose	ILB	6-2	223	So	Brecksville, Ohio / Brecksville-Broadview Heights
36	... Tre Williams	OLB	6-2	225	Fr	Farmers Branch, Texas / Parish Episcopal School
37	... Aidan Flintoft	P/K	6-2	194	Fr	Pacific Palisades, Calif. / Oaks Christian School
37	... Myles Libman	WR	6-0	185	So	Las Vegas, Nev. / Pinnacle
38	... Kale Lucas	S	6-0	194	Jr	Farmington, N.M. / Farmington
38	... Brendon Barrow	RB	5-8	180	Jr	Etobicoke, Ontario, Canada / Clearwater Academy International (Fla.)
39	... Brayden Hagle	WR	6-1	190	Fr	Los Angeles, Calif. / Lovejoy
39	... Tyler Kuo	WR	6-3	202	Fr	Austin, Texas / Regents School of Austin
40	... Tobin Phillips	DL	6-3	295	Sr	Fresno, Calif. / San Joaquin Memorial
41	... Anson Pulsipher	ILB	6-0	213	So	Temecula, Calif. / Temecula Valley

NO	NAME	POS	HT	WT	CL	HOMETOWN / PREVIOUS SCHOOL
42	... Bailey Parsons	LS	6-2	238	Sr	Watson, Ala. / Gardendale
43	... Joshua Karty	K	6-2	208	Sr	Burlington, N.C. / Western Alamance
44	... Ernest Cooper	OLB	6-4	241	So	Arlington, Texas / Martin
45	... Omar Staples	OLB	6-3	230	Fr	Oakland, Calif. / Oakland Tech
46	... Chico Holt	TE	6-5	220	Fr	Houston, Texas / Strake Jesuit / Northwestern
46	... Caymus Rooney	DB	6-2	195	Fr	Fort Worth, Texas / Bellevue (Wash.)
47	... Alejandro Chavez	LS	6-2	240	So	West Covina, Calif. / Bishop Amat
47	... Caleb Ellis	CB	6-0	191	Jr	McKinney, Texas / Independence
48	... Benjamin Hudson	ILB	6-2	219	So	Las Vegas, Nev. / Bishop Gorman
49	... Evan Jackson	WR	5-9	178	Jr	McDonough, Ga. / Eagle's Landing
49	... Adam Rourke	DB	6-0	195	Fr	Dallas, Texas / Highland Park
50	... R. J. Gaskins	DL	6-3	265	Fr	McLean, Va. / Gonzaga College
51	... Jaxon Moi	DL	6-2	303	So	Oceanside, Calif. / Cathedral Catholic
52	... Lucas Heyer	OL	6-5	306	So	Stillwater, Minn. / Hill-Murray School
53	... Carson Berger	ILB	6-0	216	Fr	Houston, Texas / John Cooper
54	... Kiersten Lee	ILB	6-2	226	Sr	Marietta, Ga. / Marietta
55	... Matthew Merritt	DL	6-1	266	Sr	Fresno, Calif. / Buchanan
55	... Simone Pale	OL	6-4	315	Fr	Elk Grove, Calif. / Elk Grove
56	... Miles McGee	ILB	6-2	212	Fr	Boston, Mass. / Christopher Columbus
57	... Spencer Lytle	ILB	6-2	230	Jr	Bellflower, Calif. / St. John Bosco / Wisconsin
57	... Levi Rogers	OL	6-4	301	Sr	Woodinville, Wash. / Woodinville
58	... Alec Bank	OL	6-4	303	Jr	Hoboken, N.J. / Tesero / Harvard
61	... Trevor Mayberry	OL	6-1	315	Jr	Odessa, Fla. / Jesuit / Penn
65	... Allen Thomason	OL	6-5	275	Fr	Little Rock, Ark. / Pulaski Academy
67	... Fisher Anderson	OL	6-6	294	So	Franklin, Tenn. / Franklin
69	... Jake Maikkula	OL	6-5	290	So	Sedalia, Colo. / Valor Christian School
71	... Connor McLaughlin	OL	6-7	295	Sr	Tampa, Fla. / Jesuit
72	... Austin Uke	OL	6-2	290	Jr	Cedar Hill, Texas / Parish Episcopal School
73	... David Symonds	OL	6-8	300	Fr	South Kent, Conn. / Taft School
74	... James Pogorelc	OL	6-8	302	Sr	Centreville, Va. / Chantilly
75	... Braden Marceau-Olayinka	DL	6-3	260	Fr	Melrose, Mass. / Melrose
76	... Jack Leyrer	OL	6-5	310	Jr	Dallas, Texas / Highland Park
77	... Logan Berzins	OL	6-3	295	Sr	San Diego, Calif. / Cathedral Catholic
78	... Luke Baklenko	OL	6-6	295	Fr	Thousand Oaks, Calif. / Oaks Christian
80	... David Kasemervisz	WR	6-0	195	Jr	Sugar Land, Texas / Fort Bend Christian
81	... Ahmari Borden	WR	6-3	185	Fr	Bainbridge, Ga. / Munroe Day School (Fla.)
82	... Jayson Raines	WR	6-3	213	Jr	West Orange, N.J. / West Orange
83	... Jackson Harris	WR	6-3	190	Fr	Berkeley, Calif. / Berkeley
84	... Benjamin Yurosek	TE	6-4	242	Sr	Bakersfield, Calif. / Bakersfield Christian
85	... Shield Taylor	TE	6-3	248	Jr	Alexandria, La. / Alexandria Senior
86	... Sam Roush	TE	6-5	242	So	Nashville, Tenn. / Lipscomb Academy
87	... Jason Thompson	WR	5-10	179	So	Stevenson Ranch, Calif. / Harvard Westlake
88	... C. J. Hawkins	TE	6-5	238	So	Tampa, Fla. / Berkeley Prep
89	... Lukas Ungar	TE	6-4	244	Sr	Mendham, N.J. / Delbarton School
90	... Gavin Geweniger	OLB	6-4	245	Fr	Scottsdale, Ariz. / Chaparral
91	... Pat Caughey	DL	6-5	264	So	Essex Fells, N.J. / Delbarton School
92	... Lance Keneley	OLB	6-4	250	Sr	Mission Viejo, Calif. / Mission Viejo
93	... Peyton Warford	LS	6-3	200	So	Woodside, Calif. / St. Francis / Northwestern
94	... Anthony Franklin	DL	6-3	281	Jr	Phoenix, Ariz. / Pinnacle
95	... Aristotle Taylor	DL	6-7	260	Jr	Birmingham, Mich. / Brother Rice
97	... Zach Rowell	DL	6-3	281	So	San Diego, Calif. / Torrey Pines
98	... Zach Buckley	DL	6-3	260	Jr	Bakersfield, Calif. / Garces Memorial
99	... Zephron Lester	DL	5-11	297	Sr	Far Rockaway, N.Y. / Christ the King

\* - also wears 25

## PRONUNCIATIONS

Aaron Armitage.....ARM-ih-tij  
 Wilfredo Aybar.....EYE-bar  
 Elic Ayomanor.....EL-lick EYE-oh-manner  
 Gaethan Bernadel.....guy-THIN burn-uh-DELL  
 Pat Caughey.....COY  
 Ismael Cisse.....CE-ce  
 Ese Dubre.....essay DOO-bray  
 Bryce Farrell.....FAIR-ull  
 Jshawn Frausto-Ramos.....JAY-shawn  
 Alaka'i Gilman.....al-uh-kuh-EE  
 Lucas Heyer.....HIGHER

Spencer Jorgensen.....JORgin-sin  
 David Kasemervisz.....kass-eh-MER-viss  
 Lance Keneley.....ken-uh-LEE  
 Mitch Leigber.....LEE-ber  
 Spencer Lytle.....LITE-ul  
 Jake Maikkula.....MIKE-luh  
 Zahran Manley.....ZAH-ran  
 Braden Marceau-Olayinka.....mar-so oh-lie-INK-uh  
 Connor McLaughlin.....mick-LOCK-linn  
 Jaxon Moi.....MOY  
 Che Ojarikre.....SHAY o-JAH-ri-kray

Simione Pale.....see-mee-OH-neh PAW-leh  
 Ari Patu.....pah-TOO  
 James Pogorelc.....pogo-R(ELSE)  
 Mudia Reuben.....MOO-dee-uh  
 Caymus Rooney.....KAY-miss  
 Zach Rowell.....ROWL (rhymes with howl)  
 Tevarua Tafiti.....tev-uh-ROO-uh tah-FEE-tee  
 Austin Uke.....OO-kay  
 Lukas Ungar.....UN-garr  
 Benjamin Yurosek.....yer-AH-sick

# ALPHABETICAL ROSTER

NO	NAME	POS	HT	WT	CL	HOMETOWN / PREVIOUS SCHOOL	NO	NAME	POS	HT	WT	CL	HOMETOWN / PREVIOUS SCHOOL
67	Fisher Anderson	OL	6-6	294	So	Franklin, Tenn. / Franklin	37	Myles Libman	WR	6-0	185	Fr	Las Vegas, Nev. / Pinnacle
9	Aaron Armitage	OLB	6-5	260	Jr	Ajax, Ontario, Canada / Blair Academy (N.J.)	23	Jacob Lowe	RB	6-0	230	So	Orange City, Fla. / University
14	Wilfredo Aybar	OLB	6-2	252	Jr	Fall River, Mass. / Cheshire Academy	38	Kale Lucas	S	6-0	194	Jr	Farmington, N.M. / Farmington
13	Elic Ayomanor	WR	6-2	210	So	Medicine Hat, Alberta, Canada / Deerfield Academy (Mass.)	57	Spencer Lytle	ILB	6-2	230	Jr	Belflower, Calif. / John Bosco / Wisconsin
25	Tiger Bachmeier	WR	6-1	190	Fr	Lake Elsinore, Calif. / Murrieta Valley	69	Jake Maikkula	OL	6-5	290	So	Sedalia, Colo. / Valhalla Christian School
23	David Bailey	OLB	6-3	240	So	Irvine, Calif. / Mater Dei	4	Zahran Manley	CB	6-2	189	5th	Claremont, Calif. / Upland
78	Luke Baklenko	OL	6-6	295	Fr	Thousand Oaks, Calif. / Oaks Christian	75	Braden Marceau-Olayinka	DL	6-3	260	Fr	Melrose, Mass. / Melrose
58	Alec Bank	OL	6-4	303	Jr	Hoboken, N.J. / Tesero / Harvard	61	Trevor Mayberry	OL	6-1	315	Jr	Odessa, Fla. / Jesuit / Penn
38	Brendon Barrow	RB	5-8	180	Jr	Etobicoke, Ontario, Canada / Clearwater Academy International (Fla.)	56	Miles McGee	ILB	6-2	212	Fr	Boston, Mass. / Christopher Columbus
53	Carson Berger	ILB	6-0	216	Fr	Houston, Texas / John Cooper	71	Connor McLaughlin	OL	6-7	295	Fr	Tampa, Fla. / Jesuit
0	Gaethan Bernadel	ILB	6-1	227	Jr	Miami, Fla. / Hallandale / Florida International	55	Matthew Merritt	DL	6-1	266	Sr	Fresno, Calif. / Buchanan
77	Logan Berzins	OL	6-3	295	Sr	San Diego, Calif. / Cathedral Catholic	17	Charlie Mirer	QB	6-6	235	So	Rancho Santa Fe, Calif. / Cathedral Catholic
81	Ahmar Borden	WR	6-3	185	Fr	Bainbridge, Ga. / Munroe Day School (Fla.)	51	Jaxson Moi	DL	6-2	303	So	Oceanside, Calif. / Cathedral Catholic
98	Zach Buckley	DL	6-3	260	Jr	Bakersfield, Calif. / Garces Memorial	31	Aaron Morris	CB	5-11	186	Fr	Lowell, Mass. / Phillips Exeter Academy (N.H.)
15	Ryan Butler	RB	5-11	225	So	Plainfield, N.J. / Bergen Catholic / Princeton	10	Beau Nelson	QB	6-2	207	Sr	Boise, Idaho / Bishop Kelly
91	Pat Caughey	DL	6-5	264	So	Essex Fells, N.J. / Delbarton School	22*	Che Ojarikre	S	6-2	180	Fr	Alpharetta, Ga. / Denmark
47	Alejandro Chavez	LS	6-2	240	So	West Covina, Calif. / Bishop Amat	55	Simione Pale	OL	6-4	315	Fr	Elk Grove, Calif. / Elk Grove
25	Ismael Cisse	WR	6-0	180	Fr	Denver, Colo. / Cherry Creek	42	Bailey Parsons	LS	6-2	238	Sr	Watson, Ala. / Gardendale
44	Ernest Cooper	OLB	6-4	241	So	Arlington, Texas / Martin	11	Ari Patu	QB	6-4	216	Jr	Folsom, Calif. / Folsom
14	Ashton Daniels	QB	6-2	215	So	Buford, Ga. / Buford	40	Tobin Phillips	DL	6-3	295	Sr	Fresno, Calif. / San Joaquin Memorial
30	Ese Dubre	ILB	6-2	245	Jr	Powder Springs, Ga. / McEachern	74	James Pogorelc	OL	6-8	302	Sr	Centreville, Va. / Chantilly
21	Scotty Edwards	S	6-0	205	So	Holladay City, Utah / Olympus	27	Omari Porter	S	6-2	205	Sr	Auburn, Ala. / Auburn
47	Caleb Ellis	CB	6-0	191	Jr	McKinney, Texas / Independence	41	Anson Pulsipher	ILB	6-0	213	So	Temecula, Calif. / Temecula Valley
3	Bryce Farrell	WR	5-10	180	Sr	Thousand Oaks, Calif. / Oaks Christian School	82	Jayson Raines	WR	6-3	213	Jr	West Orange, N.J. / West Orange
2	Casey Filkins	RB	5-11	206	Sr	Lake Oswego, Ore. / Lake Oswego	0	Mudia Reuben	WR	6-2	205	So	Kansas City, Mo. / Park Hill South
37	Aidan Flintoft	P/K	6-2	194	Fr	Pacific Palisades, Calif. / Oaks Christian School	57	Levi Rogers	OL	6-4	301	Sr	Woodinville, Wash. / Woodinville
94	Anthony Franklin	DL	6-3	281	Jr	Phoenix, Ariz. / Pinnacle	46	Caymus Rooney	DB	6-2	195	Fr	Fort Worth, Texas / Bellevue (Wash.)
17	Jshawn Frausto-Ramos	CB	6-0	184	Fr	Los Angeles, Calif. / St. John Bosco	35	Matt Rose	ILB	6-2	223	So	Brecksville, Ohio / Brecksville-Broadview Heights
50	R.J. Gaskins	DL	6-3	265	Fr	McLean, Va. / Gonzaga College	49	Adam Rourke	DB	6-0	195	So	Dallas, Texas / Highland Park
90	Gavin Geweniger	OLB	6-4	245	Fr	Scottsdale, Ariz. / Chaparral	86	Sam Roush	TE	6-5	242	So	Nashville, Tenn. / Lipscomb Academy
33	Alaka'i Gilman	S	5-9	194	Sr	Laie, Hawaii / Punahou School	97	Zach Rowell	DL	6-3	281	So	San Diego, Calif. / Torrey Pines
39	Brayden Hagle	WR	6-1	190	Fr	Los Angeles, Calif. / Lovejoy	8	Tristan Sinclair	ILB	6-1	221	5th	Alamo, Calif. / San Ramon Valley
34	Caleb Hampton	RB	5-10	208	Fr	Ooltewah, Tenn. / Baylor School	20	Jaden Slocum	CB	6-1	200	Jr	Alpharetta, Ga. / Alpharetta
83	Jackson Harris	WR	6-3	190	Fr	Berkeley, Calif. / Berkeley	22	E.J. Smith	RB	6-0	210	Sr	Dallas, Texas / Jesuit College Prep
88	C.J. Hawkins	TE	6-5	238	So	Tampa, Fla. / Berkeley Prep	45	Omar Staples	OLB	6-3	230	Fr	Oakland, Calif. / Oakland Tech
52	Lucas Heyer	OL	6-5	306	So	Stillwater, Minn. / Hill-Murray School	19	Silas Starr	WR	6-2	221	Sr	Portland, Ore. / Central Catholic
46	Chico Holt	TE	6-5	220	Fr	Houston, Texas / Strake Jesuit / Northwestern	73	Charlie Symonds	OL	6-8	300	Fr	South Kent, Conn. / Taft School
48	Benjamin Hudson	ILB	6-2	219	So	Las Vegas, Nev. / Bishop Gorman	11	Tevarua Tafiti	OLB	6-2	235	So	Waipahu, Hawaii / Punahou School
5	John Humphreys	WR	6-5	198	Sr	Newport Beach, Calif. / Corona del Mar	95	Aristotle Taylor	DL	6-7	260	Jr	Birmingham, Mich. / Brother Rice
26	Sedrick Irvin	RB	5-10	190	Fr	Miami, Fla. / Christopher Columbus	85	Shield Taylor	TE	6-3	248	Jr	Alexandria, La. / Alexandria Senior
49	Evan Jackson	WR	5-9	178	Jr	McDonough, Ga. / Eagle's Landing	65	Allen Thomason	OL	6-5	275	Fr	Little Rock, Ark. / Pulaski Academy
9	Myles Jackson	QB	6-2	190	Fr	Lakewood, Calif. / Millikan	87	Jason Thompson	WR	5-10	179	So	Stevenson Ranch, Calif. / Harvard Westlake
10	Spencer Jorgensen	ILB	6-3	233	5th	Provo, Utah / Provo	28	Joshua Thompson	CB	6-1	207	So	Upper Marlboro, Md. / St. John's College (D.C.)
43	Joshua Karty	K	6-2	208	Sr	Burlington, N.C. / Western Alamance	72	Austin Uke	OL	6-2	290	Jr	Cedar Hill, Texas / Parish Episcopal School
80	David Kasemervisz	WR	6-0	195	Jr	Sugar Land, Texas / Fort Bend Christian	89	Lukas Ungar	TE	6-4	244	Sr	Mendham, N.J. / Delbarton School
92	Lance Kenely	OLB	6-4	250	Sr	Mission Viejo, Calif. / Mission Viejo	93	Peyton Warford	LS	6-3	200	So	Woodside, Calif. / St. Francis / Northwestern
13	Emmet Kenney	K	6-2	215	Jr	Fargo, N.D. / Shanley	33	Kenaj Washington	RB	5-7	155	Fr	Kennedale, Texas / Kennedale
39	Tyler Kuo	WR	6-3	202	Fr	Austin, Texas / Regents School of Austin	15	Connor Weselman	P	6-3	216	Jr	Atlanta, Ga. / Westminster School
8	Justin Lamson	QB	6-2	215	So	El Dorado Hills, Calif. / Oak Ridge / Syracuse	29	Terian Williams	CB	5-8	184	So	Duluth, Ga. / Johns Creek
54	Kiersten Lee	ILB	6-2	226	Sr	Marietta, Ga. / Marietta	36	Tre Williams	OLB	6-2	225	Fr	Farmers Branch, Texas / Parish Episcopal School
32	Mitch Leigber	S	6-1	202	Jr	Laguna Hills, Calif. / Laguna Hills	6	Collin Wright	CB	6-0	192	So	Manvel, Texas. / Manvel
99	Zephron Lester	DL	5-11	297	Sr	Far Rockaway, N.Y. / Christ the King	18	Jimmy Wyrick	S	5-10	183	Jr	Dallas, Texas / South Oak Cliff
76	Jack Leyrer	OL	6-5	310	Jr	Dallas, Texas / Highland Park	84	Benjamin Yurosek	TE	6-4	242	Sr	Bakersfield, Calif. / Bakersfield Christian

\* - also wears 25

## PRONUNCIATIONS

Aaron Armitage	ARM-ih-tij	Spencer Jorgensen	JORgin-sin	Simione Pale	see-mee-OH-neh PAW-leh
Wilfredo Aybar	EYE-bar	David Kasemervisz	kass-eh-MER-viss	Ari Patu	pah-TOO
Elic Ayomanor	EL-lick EYE-oh-manner	Lance Kenely	ken-uh-LEE	James Pogorelc	pogo-R(ELSE)
Gaethan Bernadel	guy-THIN burn-uh-DELL	Mitch Leigber	LEE-ber	Mudia Reuben	MOO-dee-uh
Pat Caughey	COY	Spencer Lytle	LITE-ul	Caymus Rooney	KAY-miss
Ismael Cisse	CE-ce	Jake Maikkula	MIKE-luh	Zach Rowell	ROWL (rhymes with howl)
Ese Dubre	essay DOO-bray	Zahran Manley	ZAH-rah	Tevarua Tafiti	tev-uh-ROO-uh tah-FEE-tee
Bryce Farrell	FAIR-ull	Braden Marceau-Olayinka	mar-so oh-lie-INK-uh	Austin Uke	OO-kay
Jshawn Frausto-Ramos	JAY-shawn	Connor McLaughlin	mick-LOCK-linn	Lukas Ungar	UN-garr
Alaka'i Gilman	al-uh-kuh-EE	Jaxson Moi	MOY	Benjamin Yurosek	yer-AH-sick
Lucas Heyer	HIGHER	Che Ojarikre	SHAY o-JAH-ri-kray		

# DEPTH CHART

## OFFENSE

	NO.	NAME	CL	HT	WT	HOMETOWN / PREVIOUS SCHOOL
QB	14	Ashton Daniels	So.	6-2	215	Buford, Ga. / Buford
	-OR- 8	Justin Lamson	So.	6-2	215	El Dorado Hills, Calif. / Syracuse
RB	22	E.J. Smith	Sr.	6-0	210	Dallas, Texas / Jesuit College Prep
	-OR- 2	Casey Filkins	Sr.	5-11	206	Lake Oswego, Ore. / Lake Oswego
	-OR- 26	Sedrick Irvin	Fr.	5-10	190	Miami, Fla. / Christopher Columbus
	15	Ryan Butler	So.	5-11	225	Plainfield, N.J. / Princeton
WR	13	Elic Ayomanor	So.	6-2	210	Medicine Hat, Alberta, Canada / Deerfield Academy
	19	Silas Starr	Sr.	6-2	221	Portland, Ore. / Central Catholic
WR	24	Tiger Bachmeier	Fr.	6-1	190	Lake Elsinore, Calif. / Murrieta Valley
	82	Jayson Raines	Jr.	6-3	213	West Orange, N.J. / West Orange
WR	3	Bryce Farrell	Sr.	5-10	180	Thousand Oaks, Calif. / Oaks Christian School
	-OR- 0	Mudia Reuben	So.	6-2	205	Kansas City, Mo. / Park Hill South
TE	84	Benjamin Yurosek	Sr.	6-4	242	Bakersfield, Calif. / Bakersfield Christian
	86	Sam Roush	So.	6-5	242	Nashville, Tenn. / Lipscomb Academy
LT	67	Fisher Anderson	So.	6-6	294	Franklin, Tenn. / Franklin
	76	Jack Leyrer	Jr.	6-5	310	Dallas, Texas / Highland Park
LG	61	Trevor Mayberry	Jr.	6-3	315	Odessa, Fla. / Penn
	69	Jake Maikkula	So.	6-5	290	Sedalia, Colo. / Valor Christian School
C	57	Levi Rogers	Sr.	6-4	301	Woodinville, Wash. / Woodinville
	77	Logan Berzins	Sr.	6-3	295	San Diego, Calif. / Central Catholic
RG	55	Simione Pale	Fr.	6-4	315	Elk Grove, Calif. / Elk Grove
	72	Austin Uke	Jr.	6-2	290	Cedar Hill, Texas / Parish Episcopal
RT	71	Connor McLaughlin	Sr.	6-7	295	Tampa, Fla. / Jesuit
	74	James Pogorelc	Sr.	6-8	302	Centreville, Va. / Chantilly

## DEFENSE

	NO.	NAME	CL	HT	WT	HOMETOWN / PREVIOUS SCHOOL
EDGE	23	David Bailey	So.	6-3	240	Irvine, Calif. / Mater Dei
	-OR- 11	Tevarua Tafiti	So.	6-2	235	Waipahu, Hawaii / Punahou School
DT	40	Tobin Phillips	Sr.	6-3	295	Fresno, Calif. / San Joaquin Memorial
	51	Jaxson Moi	So.	6-2	303	Oceanside, Calif. / Cathedral Catholic
DT	94	Anthony Franklin	Jr.	6-3	281	Phoenix, Ariz. / Pinnacle
	98	Zach Buckley	Jr.	6-3	260	Bakersfield, Calif. / Garces Memorial
EDGE	92	Lance Keneley	Sr.	6-4	250	Mission Viejo, Calif. / Mission Viejo
	14	Wilfredo Aybar	Jr.	6-2	252	Fall River, Mass. / Cheshire Academy
-OR- 44	Ernest Cooper	So.	6-4	241	Arlington, Texas / Martin	
LB	8	Tristan Sinclair	5th	6-1	221	Alamo, Calif. / San Ramon Valley
	10	Spencer Jorgensen	5th	6-3	233	Provo, Utah / Provo
LB	0	Gaethan Bernadel	Jr.	6-1	227	Miami, Fla. / Florida International
	57	Spencer Lytle	Jr.	6-2	230	Bellflower, Calif. / Wisconsin
NB	20	Jaden Slocum	Jr.	6-1	200	Alpharetta, Ga. / Alpharetta
	17	Jshawn Frausto-Ramos	Fr.	6-0	184	Los Angeles, Calif. / St. John Bosco
CB	4	Zahran Manley	5th	6-2	189	Claremont, Calif. / Upland
	28	Joshua Thompson	So.	6-1	207	Upper Marlboro, Md. / St. John's College
S	18	Jimmy Wyrick	Jr.	5-10	183	Dallas, Texas / South Oak Cliff
	21	Scotty Edwards	So.	6-0	205	Holladay City, Utah / Olympus
S	33	Alaka'i Gilman	Jr.	5-9	192	Laie, Hawaii / Punahou School
	32	Mitch Leigber	Jr.	6-1	202	Laguna Hills, Calif. / Laguna Hills
CB	6	Collin Wright	So.	6-0	192	Manvel, Texas / Manvel
	20	Jaden Slocum	Jr.	6-1	200	Alpharetta, Ga. / Alpharetta

## SPECIAL TEAMS

	NO.	NAME	CL	HT	WT	HOMETOWN / PREVIOUS SCHOOL
K	43	Joshua Karty	Sr.	6-2	208	Burlington, N.C. / Western Alamance
	13	Emmet Kenney	Jr.	6-2	215	Fargo, N.D. / Shanley
P	15	Connor Weselman	Jr.	6-3	216	Atlanta, Ga. / Westminster School
	37	Aidan Flintoft	Fr.	6-2	194	Pacific Palisades, Calif. / Oaks Christian School
H	15	Connor Weselman	Jr.	6-3	216	Atlanta, Ga. / Westminster School
	37	Aidan Flintoft	Fr.	6-2	194	Pacific Palisades, Calif. / Oaks Christian School
LS	93	Peyton Warford	So.	6-3	200	Woodside, Calif. / Northwestern
	47	Alejandro Chavez	So.	6-2	240	West Covina, Calif. / Bishop Amat
SS	42	Bailey Parsons	Sr.	6-2	238	Watson, Ala. / Gardendale
	93	Peyton Warford	So.	6-3	200	Woodside, Calif. / Northwestern
KR	87	Jason Thompson	So.	5-10	179	Stevenson Ranch, Calif. / Harvard Westlake
	22	E.J. Smith	Sr.	6-0	210	Dallas, Texas / Jesuit College Prep
PR	2	Casey Filkins	Sr.	5-11	206	Lake Oswego, Ore. / Lake Oswego
	3	Bryce Farrell	Sr.	5-10	180	Thousand Oaks, Calif. / Oaks Christian School

## PRONUNCIATIONS

Aaron Armitage	ARM-ih-tij	Ari Patu	pah-TOO
Wilfredo Aybar	EYE-bar	James Pogorelc	pogo-R(ELSE)
Elic Ayomanor	EL-lick EYE-oh-manner	Mudia Reuben	MOO-dee-uh
Gaethan Bernadel	guy-THIN burn-uh-DELL	Caymus Rooney	KAY-miss
Pat Caughey	COY	Zach Rowell	ROWL (rhymes w/ howl)
Ismael Cisse	CE-ce	Tevarua Tafiti	tev-uh-ROO-uh tah-FEE-tee
Ese Dubre	essay DOO-bray	Austin Uke	OO-kay
Bryce Farrell	FAIR-ull	Lukas Ungar	UN-garr
Jshawn Frausto-Ramos	JAY-shawn	Benjamin Yurosek	yer-AH-sick
Alaka'i Gilman	al-uh-kuh-EE		
Lucas Heyer	HIGHER		
Spencer Jorgensen	JORgin-sin		
David Kasemervisz	kass-eh-MER-viss		
Lance Keneley	ken-uh-LEE		
Mitch Leigber	LEE-ber		
Spencer Lytle	LITE-ul		
Jake Maikkula	MIKE-luh		
Zahran Manley	ZAH-ran		
Braden Marceau-Olayinka	mar-so oh-lie-INK-uh		
Connor McLaughlin	mick-LOCK-linn		
Jaxson Moi	MOY		
Che Ojarikre	SHAY o-JAH-ri-kray		
Simione Pale	see-mee-OH-neh PAW-leh		

# STARTERS

## 2023 STARTERS (GAME-BY-GAME)

OFFENSE	QB	RB	WR	WR	TE	WR/TE	LT	LG	C	RG	RT
at Hawai'i	Daniels	Filkins	Humphreys	Reuben	Yurosek	Roush (TE)	McLaughlin	Mayberry	Rogers	Pale	Pogorelc
at USC	Daniels	Smith	Ayomanor	Farrell	Yurosek	Roush (TE)	Leyrer	Mayberry	Rogers	Pale	Pogorelc
SACRAMENTO STATE	Daniels	Smith	Ayomanor	Reuben	Yurosek	Farrell (WR)	Leyrer	Mayberry	Rogers	Pale	McLaughlin
ARIZONA	Daniels	Irvin	Ayomanor	Reuben	Yurosek	Roush (TE)	Leyrer	Bertzins	Rogers	Uke	McLaughlin
OREGON	Lamson	Irvin	Ayomanor	Bachmeier	Yurosek	Roush (TE)	Anderson	Mayberry	Rogers	Bertzins	McLaughlin
at Colorado	Lamson	Filkins	Ayomanor	Bachmeier	Yurosek	Farrell (WR)	Anderson	Mayberry	Rogers	Pale	McLaughlin
UCLA	Daniels	Smith	Ayomanor	Bachmeier	Roush	Farrell (WR)	Anderson	Mayberry	Rogers	Pale	McLaughlin

WASHINGTON  
 at Washington State  
 at Oregon State  
 CALIFORNIA  
 NOTRE DAME

DEFENSE	EDGE	DT	DT	EDGE	LB	LB	DT/NB	CB	CB	S	S
at Hawai'i	Keneley	Franklin	Phillips	Bailey	Bernadel	Sinclair	Wyrick (NB)	Wright	Manley	Gilman	Edwards
at USC	Keneley	Franklin	Phillips	Bailey	Bernadel	Sinclair	Slocum (NB)	Wright	Manley	Gilman	Edwards
SACRAMENTO STATE	Keneley	Franklin	Phillips	Tafti	Bernadel	Sinclair	Moi (DT)	Wright	Manley	Gilman	Edwards
ARIZONA	Keneley	Franklin	Buckey	Bailey	Bernadel	Sinclair	Slocum (NB)	Wright	Manley	Gilman	Edwards
OREGON	Keneley	Franklin	Buckey	Tafti	Bernadel	Sinclair	Slocum (NB)	Wright	Manley	Gilman	Edwards
at Colorado	Keneley	Franklin	Buckey	Bailey	Bernadel	Sinclair	Frausto-Ramos (NB)	Wright	Manley	Gilman	Edwards
UCLA	Keneley	Franklin	Moi	Tafti	Bernadel	Sinclair	Frausto-Ramos (NB)	Wright	Manley	Gilman	Edwards

WASHINGTON  
 at Washington State  
 at Oregon State  
 CALIFORNIA  
 NOTRE DAME

## CAREER PARTICIPATION/STARTS

Offense No.	Name	2023 GP-GS	Career Starts	Consecutive Starts	Defense No.	Name	2023 GP-GS	Career Starts	Consecutive Starts
67	Anderson, Fisher	7-3	3	3	9	Armitage, Aaron	4-0	0	0
13	Ayomanor, Elic	7-6	6	6	14	Aybar, Wilfredo	7-0	0	0
24	Bachmeier, Tiger	7-3	3	3	23	Bailey, David	7-4	13	0
58	Bank, Alec*	1-0	20*	0	0	Bernadel, Gaethan**	7-7	18***	7
77	Bertzins, Logan	7-2	2	0	98	Buckey, Zach	7-3	3	0
15	Butler, Ryan	6-0	0	0	91	Caughey, Pat	4-0	0	0
14	Daniels, Ashton	7-5	5	1	44	Cooper, Ernest	5-0	0	0
3	Farrell, Bryce	7-4	6	2	30	Dubre, Ese	6-0	0	0
2	Filkins, Casey	7-2	7	0	21	Edwards, Scotty	7-7	7	7
52	Heyer, Lucas	3-0	0	0	94	Franklin, Anthony	7-7	18	14
5	Humphreys, John	2-1	11	0	17	Frausto-Ramos, Jshawn	7-2	2	2
26	Irvin, Sedrick	5-2	2	0	50	Gaskins, R.J.	1-0	0	0
80	Kasemervisz, David	4-0	0	0	33	Gilman, Alaka'i	7-7	12	8
8	Lamson, Justin	7-2	2	0	48	Hudson, Benjamin	5-0	0	0
76	Leyrer, Jack	6-3	6	0	10	Jorgensen, Spencer	7-0	0	0
69	Maikkula, Jake	3-0	0	0	92	Keneley, Lance	7-7	9	7
61	Mayberry, Trevor	7-6	24**	3	32	Leigber, Mitch	7-0	4	0
71	McLaughlin, Connor	7-6	6	5	57	Lytle, Spencer	6-0	0	0
55	Pale, Simione	5-5	5	2	4	Manley, Zahrn	7-7	7	7
11	Patu, Ari	0-0	1	0	55	Merritt, Matthew	1-0	0	0
74	Pogorelc, James	7-2	2	0	51	Moi, Jaxson	7-2	3	1
82	Raines, Jayson	7-0	0	0	31	Morris, Aaron	3-0	0	0
0	Reuben, Mudia	7-3	3	0	25	Ojarikre, Che	6-0	0	0
57	Rogers, Levi	7-7	18	13	40	Phillips, Tobin	7-3	16	0
86	Roush, Sam	7-5	5	1	27	Porter, Omari	7-0	1	0
22	Smith, E.J.	7-3	6	1	35	Rose, Matt	7-0	0	0
19	Starr, Silas	7-0	3	0	97	Rowell, Zach	1-0	0	0
85	Taylor, Shield	5-0	0	0	8	Sinclair, Tristan	7-7	9	9
87	Thompson, Jason	6-0	0	0	20	Slocum, Jaden	6-3	7	0
72	Uke, Austin	2-1	1	0	11	Tafti, Tevarua	7-3	3	1
89	Ungar, Lukas	4-0	1	0	28	Thompson, Joshua	4-0	0	0
84	Yurosek, Benjamin	6-6	29	0	29	Williams, Terian	1-0	0	0
					6	Wright, Collin	7-7	7	7
					18	Wyrick, Jimmy	1-1	7	0

\* includes 20 career starts at Harvard  
 \*\* includes 18 career starts at Penn  
 \*\*\* includes 11 career starts at FIU

# THE LAST TIME ... STANFORD

Team	
30+ first downs	30 at Colorado
	10/13/23
300+ yards passing	399 at Colorado
	10/13/23
400+ yards passing	428 at UCLA
	12/19/20
500+ yards passing	504 at Washington State
	11/16/19
<100 yards passing	80 at San Diego State
	9/16/17
300+ yards rushing	331 vs. Arizona State
	9/30/17
400+ yards rushing	405 vs. UCLA
	9/23/17
500+ yards total offense	523 at Colorado
	10/13/23
600+ yards total offense	656 vs. Rice
	8/26/17
<200 yards total offense	198 vs. UCLA
	10/17/19
<150 yards total offense	145 at Arizona State
	10/21/06
Top-25 win at home	31-24 vs. #3 Oregon
	10/2/21
Top-20 win at home	31-24 vs. #3 Oregon
	10/2/21
Top-15 win at home	31-24 vs. #3 Oregon
	10/2/21
Top-10 win at home	31-24 vs. #3 Oregon
	10/2/21
Top-5 win at home	31-24 vs. #3 Oregon
	10/2/21
Top-25 win on road	42-28 at #14 USC
	9/11/21
Top-20 win on road	42-28 at #14 USC
	9/11/21
Top-15 win on road	42-28 at #14 USC
	9/11/21
Top-10 win on road	41-31 at #6 USC
	9/19/15
Top-5 win on road	17-14 (ot) at #1 Oregon
	11/17/12
Top-10 win in neutral	45-16 vs. #6 Iowa
	1/1/16 (Rose Bowl)
Forced 5+ turnovers	5 at California
	11/22/14
Threw 3+ interceptions	3 at UCLA
	12/19/20
No turnovers	at Colorado
	10/13/23
4+ turnovers and won	4 vs. Colgate
	9/3/22
No offensive touchdown	vs. #9 Oregon
	9/30/23
2+ defensive touchdowns	vs. Washington State
	9/28/13
2+ interceptions returned for touchdowns	vs. Washington State
	9/28/13
Defensive shutout at home	35-0 vs. Army
	9/13/14
Defensive shutout on road	48-0 at Colorado
	11/3/12
Overtime game	46-43 at Colorado
	10/13/23
Two-point conversion	vs. BYU (Bejamin Yurosek catch)
	11/26/22
20+ points in a quarter	21 (2nd) vs. Colgate
	9/3/22
30+ points in a half	46 (2nd) at Colorado
	10/13/23
40+ points in a game	46 at Colorado
	10/13/23
No touchdowns scored and won	15-14 vs. Arizona State
	10/22/22

Individual	
<i>Rushing</i>	
100+ yards	Casey Filkins (100) at #18 Washington
	9/24/22
200+ yards	Bryce Love (301) vs. Arizona State
	9/30/17
50+ yard rush	Casey Filkins (59) at #6 USC
	9/9/23
75+ yard rush	E.J. Smith (87) vs. Colgate
	9/3/21
30+ rushing attempts	Casey Filkins (32) at Notre Dame
	10/15/22
40+ rushing attempts	Tyler Gaffney (45) vs. Oregon
	11/7/13
Two 100-yard rushers	Bryce Love (111), Christian McCaffrey (204) vs. Rice
	11/26/16
Multiple rushing TDs	Ashton Daniels (2) vs. Washington State
	11/5/22
Rushing and receiving TD	Bryce Farrell (2, 3) at Colorado
	10/13/23
Rushing, receiving and passing TD	Kevin Hogan (7, 11, 28), Christian McCaffrey (10, 28, 11) vs. USC
	12/5/15 (Pac-12 Championship Game)
Two players with rushing and receiving TD	Kevin Hogan (7, 11), Christian McCaffrey (10, 28) vs. USC
	12/5/15 (Pac-12 Championship Game)
100 yards rushing and receiving	Christian McCaffrey (172, 105) vs. Iowa
	1/1/16 (Rose Bowl)
<i>Passing</i>	
300+ yards	Ashton Daniels (396) at Colorado
	10/13/23
350+ yards	Ashton Daniels (396) at Colorado
	10/13/23
400+ yards	Davis Mills (428) at UCLA
	12/19/20
500+ yards	Davis Mills (504) at Washington State
	11/16/19
30+ completions	Tanner McKee (31) vs. BYU
	11/26/22
50+ attempts	Tanner McKee (57) vs. Arizona State
	10/22/22
50+ yard completion	Ashton Daniels to Elic Ayomanor (60) at Colorado
	10/13/23
75+ yard completion	Ashton Daniels to Elic Ayomanor (97) at Colorado
	10/13/23
90+ yard completion	Ashton Daniels to Elic Ayomanor (97) at Colorado
	10/13/23
4+ touchdowns	Ashton Daniels (4) at Colorado
	10/13/23
5+ touchdowns	K.J. Costello (5) at UCLA
	11/24/18
6+ touchdowns	John Elway (6) vs. Oregon State
	11/1/80
Non-QB threw touchdown pass	Colby Parkinson to Davis Mills at Oregon State
	9/28/19
<i>Receiving</i>	
10+ receptions	Elic Ayomanor (13) at Colorado
	10/13/23
100+ yards	Elic Ayomanor (294) at Colorado
	10/13/23
150+ yards	Elic Ayomanor (294) at Colorado
	10/13/23
200+ yards	Elic Ayomanor (294) at Colorado
	10/13/23
250+ yards	Elic Ayomanor (294) at Colorado
	10/13/23
Multiple receiving TDs	Elic Ayomanor (3) at Colorado
	10/13/23

Individual	
<i>Defense</i>	
15+ tackles	Zach Hoffpauir (15) vs. Washington State
	10/10/14
20+ tackles	Dave Wyman (27) at #16 California
	11/22/86
2+ interceptions	Paulson Adebo (2) vs. Arizona
	10/26/19
3+ sacks	David Bailey (3.0) at Hawai'i
	9/1/23
Interception and Fumble Recovery	Levani Damuni (1-1) at #12 Oregon
	11/7/20
Two players with 2+ sacks	Peter Kalambayi (2.5), Jordan Watkins (2) vs. Kansas State
	9/2/16
Interception return for TD	Kyu Blu Kelly (31 yards) at USC
	9/11/21
Fumble return for TD	Jonathan McGill (28 yards) at #17 UCF
	9/14/19
Safety	Bobby Okereke (Sack) vs. San Diego State
	8/31/18
<i>Special Teams</i>	
50+ yard FG	Joshua Karty (53) vs. #9 Oregon
	9/30/23
Kickoff return for TD	Christian McCaffrey (98) vs. California
	11/21/15
Opening kickoff return for TD	Ty Montgomery (99) vs. Washington
	10/5/13
Fumble return for TD on kickoff	Usua Amanam (11) at #15 UCLA
	11/24/12
Kickoff return TD and receiving TD	Christian McCaffrey (98, 49) vs. Cal
	11/21/15
Punt return for TD	Christian McCaffrey (63) vs. Iowa
	1/1/16 (Rose Bowl)
Punt return for TD and receiving TD	Christian McCaffrey (63, 75) vs. Iowa
	1/1/16 (Rose Bowl)
Blocked punt return for TD	Brycen Tremayne (0) [Spencer Jorgensen block] vs. UCLA
	10/17/19
Blocked punt for safety	Team block vs. Arizona State
	9/21/13
Blocked FG return for TD	Max Bergen (75) [Bergen block] vs. Colorado
	10/8/11
Blocked FG	Anthony Franklin vs. #25 UCLA
	10/21/23
Blocked punt	Spencer Jorgensen vs. UCLA
	10/17/19
Blocked PAT	Thomas Booker at #23 Washington
	12/5/20
Two blocked kicks	Simi Fehoko (FG), Thomas Booker (PAT) at California
	11/27/20
Two blocked punts	Team (12), Ben Gardner (24) vs. Arizona State
	9/21/13
Touchdown on fake FG	Bo McNally at Oregon
	11/8/08
Recovered an onside kick	vs. Sacramento State
	9/16/23
Recovered two onside kicks	vs. #9 Washington
	10/28/00

# THE LAST TIME ... OPPONENT

## Team

300+ yards passing	400 at Colorado
	10/13/23
400+ yards passing	400 at Colorado
	10/13/23
500+ yards passing	520 at Washington State
	11/16/19
<100 yards passing	93 vs. BYU
	11/26/22
300+ yards rushing	358 vs. BYU
	11/26/22
<0 yards rushing	-5 at Hawai'i
	9/1/23
No rush 10+ yards	vs. Oregon State
	9/25/15
500+ yards total offense	503 vs. #25 UCLA
	10/21/23
600+ yards total offense	636 vs. Cal
	11/20/21
<200 yards total offense	181 vs. UCF
	9/12/15
<150 yards total offense	115 vs. UC Davis
	8/30/14
<100 yards total offense	76 at Colorado
	11/3/12
Stanford forced 5+ turnovers	5 vs. California
	11/22/14
Stanford forced 6+ turnovers	6 vs. San Jose State
	9/14/02
Stanford forced 7+ turnovers	7 vs. BYU
	9/11/04
Opponent threw 4+ interceptions	4 at California
	11/22/14
No opponent turnovers	vs. #25 UCLA
	10/21/23
No opponent offensive touchdown	vs. Colgate
	9/3/22
Stanford shut out at home	0-42 vs. USC
	11/4/06
Stanford shut out on road	0-31 at UCLA
	9/30/06

## Individual

### Rushing

100+ yards	Kaiden Bennett (100) vs. Sacramento State
	9/16/23
200+ yards	Brittain Brown (219) at UCLA
	12/19/20
50+ yard rush	Nakia Watson (65) vs. Washington State
	11/5/22
60+ yard rush	Nakia Watson (65) vs. Washington State
	11/5/22
70+ yard rush	Kazmeir Allen (72) at #12 UCLA
	10/29/22
30+ rushing attempts	Ronald Jones (30) vs. USC
	12/1/17 (Pac-12 Championship Game)
40+ rushing attempts	Shane Vereen (42) vs. California
	11/21/09
Two 100-yard rushers	vs. Utah, 11/5/21
	Tavion Thomas (177), Micah Bernard (110), T.J. Pledger (107)
Rushing and receiving TD	Max Borghi (4, 2) at Washington State
	11/16/19
Rushing, receiving and passing TD	Kenny Hill (6, 27, 11 & 93) vs. TCU
	12/28/17 (Alamo Bowl)

### Passing

300+ yards	Shedeur Sanders (400) at Colorado
	10/13/23
350+ yards	Shedeur Sanders (400) at Colorado
	10/13/23
400+ yards	Shedeur Sanders (400) at Colorado
	10/13/23
500+ yards	Anthony Gordon (520) at Washington State
	11/16/19
30+ completions	Shedeur Sanders (33) at Colorado
	10/13/23
40+ completions	Anthony Gordon (44) at Washington State
	11/16/19
50+ attempts	Brayden Schager (53) at Hawai'i
	9/1/23
60+ attempts	Anthony Gordon (60) at Washington State
	11/16/19
50+ yard completion	Caleb Williams to Brenden Rice (75) at #6 USC
	9/9/23
60+ yard completion	Caleb Williams to Brenden Rice (75) at #6 USC
	9/9/23
70+ yard completion	Caleb Williams to Brenden Rice (75) at #6 USC
	9/9/23
80+ yard completion	Chase Garbers to Trevon Clark (84) vs. Cal
	11/20/21
90+ yard completion	Kenny Hill to Jalen Reagor (93) vs. TCU
	12/28/17 (Alamo Bowl)
4+ passing touchdowns	Shedeur Sanders (5) at Colorado
	10/13/23
5+ passing touchdowns	Shedeur Sanders (5) at Colorado
	10/13/23
4+ total touchdowns	Shedeur Sanders (5) at Colorado
	10/13/23
5+ total touchdowns	Shedeur Sanders (5) at Colorado
	10/13/23

### Receiving

100+ yards	Troy Franklin (140), Xavier Weaver (124) at Colorado
	10/13/23
200+ yards	Dillon Mitchell (239) at Oregon
	9/22/18

## Individual

### Defense

15+ tackles	Carson Bruener (16) vs. Washington
	10/30/21
20+ tackles	Michael Clay (20) at Oregon
	11/17/12
2+ interceptions	Tedric Thompson (2) vs. Colorado
	10/22/16
3+ sacks	Jett Stanley (3.0) vs. Sacramento State
	9/22/23
4+ sacks	Jerry Tiller (4.0) at Notre Dame
	9/29/18
5+ sacks	Mkristo Bruce (5.0) vs. Washington State
	9/23/06
Interception return for TD	Jay Shaw (39) at UCLA
	12/19/20
Fumble return for TD	Jackson Sirmon (37) at California
	11/19/22
Safety	Martin Andrus at UCLA
	11/24/18

### Special Teams

Kickoff return for TD	Darnay Holmes (93) at UCLA
	11/24/18
Punt return for TD	Zachariah Branch (75) at #6 USC
	9/9/23
Blocked FG return for TD	Rodney Hardrick (75) [Wade Kelilikipi block] vs. Oregon
	11/7/13
Blocked FG	Austin Jackson (47 yards) at USC
	9/7/19
Blocked punt	Alex Johnson vs. #25 UCLA
	10/21/23
Blocked PAT	Lee Butler vs. Duke
	9/8/12

# GAME CAPSULES

## GAME-BY-GAME CAPSULES

GAME	1ST DOWNS	RUSHING		PASSING			TOTAL	3RD DOWN	TIME OF
	TOT (R-PS-PN)	ATT-YDS	TD	C-ATT-INT	YDS	TD	PLAYS-YDS (AVG)	CONV.	POSSESSION
Stanford	25 (6-13-6)	34-158	2	25-36-0	248	2	70-406 (5.8)	7-14	33:55
at Hawai'i	20 (2-16-2)	16(-5)	0	30-53-0	355	3	69-350 (5.1)	8-16	26:05
Stanford	19 (9-7-3)	41-209	1	10-25-1	140	0	66-349 (5.3)	4-13	32:08
at No. 6/6 USC	27 (9-18-0)	28-180	4	30-37-0	393	3	65-573 (8.8)	4-9	27:52
STANFORD	18 (10-8-0)	42-180	1	11-24-2	207	1	66-387 (5.9)	7-14	29:03
Sacramento State	23 (10-12-1)	36-139	2	21-33-2	279	1	69-448 (6.5)	11-16	30:57
STANFORD	18 (6-11-1)	34-108	2	18-32-0	246	0	66-354 (5.4)	7-16	31:09
Arizona	20 (10-10-0)	37-145	2	18-30-0	204	1	67-349 (5.2)	6-13	28:51
STANFORD	16 (9-6-1)	46-89	0	14-24-0	133	0	70-222 (3.2)	6-18	35:36
#9 Oregon	26 (13-13-0)	28-208	2	28-33-0	298	4	61-506 (8.3)	6-9	24:24
Stanford	30 (9-17-4)	39-124	2	28-49-0	399	4	88-523 (5.9)	10-18	34:42
at Colorado	32 (11-19-2)	35-132	1	33-47-1	400	5	82-532 (6.5)	6-13	25:18
STANFORD	15 (3-10-2)	17-24	0	27-45-1	268	1	62-292 (4.7)	1-12	23:04
#25 UCLA	32 (14-13-5)	54-221	4	25-34-0	282	2	88-503 (5.7)	10-18	36:56

## CENTURY CLUB

### RECEIVING [2]

Yards	Receptions	Name, Opponent
138	9	Benjamin Yurosek at Hawai'i (9/1/23)
294	13	Elic Ayomanor at Colorado (10/13/23)



# QUARTERBACKS

## #14 Ashton Daniels

OPPONENT	COMP-ATT-INT	YDS	TD	LONG
at Hawai'i	25-36-0	248	2	32
at #6 USC	2-7-1	19	0	13
SACRAMENTO STATE	4-7-1	69	1	51
ARIZONA	14-26-0	198	0	35
#9 OREGON	3-4-0	27	0	18
at Colorado	27-45-0	396	4	97
#25 UCLA	27-45-1	268	1	28
<b>TOTALS</b>	<b>102-170-3</b>	<b>1225</b>	<b>8</b>	<b>97</b>

### CAREER HIGHS

Pass attempts	45, at Colorado, 10/13/23
Pass completions	27, at Colorado, 10/13/23
Passing yards	396, at Colorado, 10/13/23
Passing TDs	7
Long	97, at Colorado, 10/13/23
Total Offense	435, at Colorado, 10/13/23

### CAREER TOTALS

400-yard passing games	0
300-yard passing games	1, at Colorado, 10/13/23
200-yard passing games	2, (last: vs. #25 UCLA, 10/21/23)
Multiple TD pass games	2, (last: at Colorado, 10/13/23)
Record as a starter	1-4 (.200)

### RUSHING

OPPONENT	ATT-YDS-TD	LONG
at Hawai'i	11-42-0	9
at #6 USC	3-9-0	10
SACRAMENTO STATE	5-20-0	7
ARIZONA	6-(-11)-0	7
#9 OREGON	3-0-0	0
at Colorado	16-39-0	11
#25 UCLA	6-(-11)-0	6
<b>TOTALS</b>	<b>50-88-0</b>	<b>11</b>

### CAREER HIGHS

Rushing attempts	16, at Colorado, 10/13/23
Rushing yards	58, at California, 11/19/22
Long	43, at California, 11/19/22
Rushing TDs	2, vs. Washington State, 11/5/22
100-yard rushing games	0

## #8 Justin Lamson

OPPONENT	COMP-ATT-INT	YDS	TD	LONG
at #6 USC	8-18-0	121	0	31
SACRAMENTO STATE	7-17-1	138	0	38
ARIZONA	4-6-0	48	0	26
#9 OREGON	11-20-0	106	0	16
at Colorado	1-4-0	3	0	3
<b>TOTALS</b>	<b>31-65-1</b>	<b>416</b>	<b>0</b>	<b>38</b>

### CAREER HIGHS

Pass attempts	20, vs. #9 Oregon, 9/30/23
Pass completions	11, vs. #9 Oregon, 9/30/23
Passing yards	138, vs. Sacramento State, 9/16/23
Passing TDs	0
Long	38, vs. Sacramento State, 9/16/23
Total Offense	157, at #6 USC, 9/9/23

### CAREER TOTALS

400-yard passing games	0
300-yard passing games	0
200-yard passing games	0
Multiple TD pass games	0
Record as a starter	1-1 (.500)

### RUSHING

OPPONENT	ATT-YDS-TD	LONG
at #6 USC	16-36-1	9
SACRAMENTO STATE	9-3-0	10
ARIZONA	13-57-0	15
#9 OREGON	22-32-0	12
at Colorado	7-30-1	10
#25 UCLA	1-1-0	1
<b>TOTALS</b>	<b>68-159-2</b>	<b>15</b>

### CAREER HIGHS

Rushing attempts	22, vs. #9 Oregon, 9/30/23
Rushing yards	57, vs. Arizona, 9/23/23
Long	15, vs. Arizona, 9/23/23
Rushing TDs	1 (2x), (last: at Colorado, 10/13/23)
100-yard rushing games	0

# RUNNING BACKS

## #2 Casey Filkins

	RUSHING		RECEIVING	
OPPONENT	ATT-YDS-TD	LONG	REC-YDS-TD	LONG
at Hawai'i	6-67-0	47	1-5-0	5
at #6 USC	5-63-0	59	0-0-0	0
SACRAMENTO STATE	13-54-1	24	0-0-0	0
ARIZONA	0-0-0	0	1-3-0	3
#9 OREGON	7-13-0	6	3-30-0	16
at Colorado	2-9-0	12	0-0-0	0
<b>TOTALS</b>	<b>33-206-1</b>	<b>59</b>	<b>5-38-0</b>	<b>16</b>

### CAREER HIGHS

Rushing attempts	32, at Notre Dame, 10/15/22
Rushing yards	100, at #18 Washington, 9/24/22
Long	59, at #6 USC, 9/9/23
Rushing TDs	1, 4x (Most recent: vs. Sacramento State, 9/16/23)
100-yard games	1, at #18 Washington, 9/24/22
Receptions	4, at Notre Dame, 10/15/22
Receiving yards	59, at #13 Oregon, 10/1/22
Long	42, at #13 Oregon, 10/1/22
Receiving TDs	1, 59, at #13 Oregon, 10/1/22
All-purpose yards	171, vs. USC, 9/10/22

## #3 Bryce Farrell, WR

Opponent	ATT-YDS-TD	LONG
at Hawai'i	2-10-1	8
at #6 USC	2-9-0	6
SACRAMENTO STATE	1-4-0	4
ARIZONA	4-(-4)-1	2
#9 OREGON	0-0-0	0
at Colorado	4-21-1	12
#25 UCLA	2-7-0	6
<b>TOTALS</b>	<b>15-47-3</b>	<b>12</b>

### CAREER HIGHS

Rushing attempts	4, 2x (Most recent: at Colorado, 10/13/23)
Rushing yards	21, at Colorado, 10/13/23
Long	12, at Colorado, 10/13/23
Rushing TDs	1, 3x (Most recent: at Colorado, 10/13/23)
100-yard games	0

## #15 Ryan Butler

	RUSHING		RECEIVING	
OPPONENT	ATT-YDS-TD	LONG	REC-YDS-TD	LONG
at Hawai'i	8-30-0	17	1-4-0	4
at #6 USC	1-1-0	1	0-0-0	0
SACRAMENTO STATE	4-23-0	11	0-0-0	0
ARIZONA	0-0-0	0	0-0-0	0
#9 OREGON	2-(-1)-0	0	0-0-0	0
at Colorado	0-0-0	0	0-0-0	0
<b>TOTALS</b>	<b>15-53-0</b>	<b>17</b>	<b>1-4-0</b>	<b>4</b>

### CAREER HIGHS

Rushing attempts	20, 2x (Most recent: vs. Dartmouth, 11/05/22)*
Rushing yards	98, vs. Brown, 10/14/22*
Long	49, vs. Brown, 10/14/22*
Rushing TDs	2, 2x (Most recent: vs. Brown, 10/14/22)*
100-yard games	0
Receptions	2, 4x (Most recent: vs. Brown, 10/14/22)*
Receiving yards	27, at Lafayette, 10/8/22*
Long	15, 2x (Most recent: at Lafayette, 10/8/22)*
Receiving TDs	1, 14, at Harvard, 10/21/22*
All-purpose yards	100, vs. Brown, 10/14/22*

\*at Princeton

## #22 E.J. Smith

	RUSHING		RECEIVING	
OPPONENT	ATT-YDS-TD	LONG	REC-YDS-TD	LONG
at Hawai'i	4-14-1	7	1-(-2)-0	0
at #6 USC	5-50-0	29	2-20-0	11
SACRAMENTO STATE	9-71-0	34	1-22-0	22
ARIZONA	1-0-0	0	0-0-0	0
#9 OREGON	6-25-0	14	1-3-0	3
at Colorado	6-16-0	6	3-4-0	4
#25 UCLA	4-(-2)-0	4	2-20-0	12
<b>TOTALS</b>	<b>35-174-1</b>	<b>34</b>	<b>10-67-0</b>	<b>22</b>

### CAREER HIGHS

Rushing attempts	19, vs. #10 USC, 9/10/22
Rushing yards	118, vs. Colgate, 9/3/22
Long	87, vs. Colgate, 9/3/22
Rushing TDs	2, vs. Colgate, 9/3/22
100-yard games	1, vs. Colgate, 9/3/22
Receptions	5, vs. Colgate, 9/3/22
Receiving yards	37, vs. Colgate, 9/3/22
Long	22, vs. Sacramento State, 9/16/23
Receiving TDs	1, vs. #10 USC, 9/10/22
All-purpose yards	168, vs. Colgate, 9/3/22

## #26 Sedrick Irvin

	RUSHING		RECEIVING	
OPPONENT	ATT-YDS-TD	LONG	REC-YDS-TD	LONG
at Hawai'i	1-(-1)-0	0	0-0-0	0
at #6 USC	4-22-0	20	0-0-0	0
ARIZONA	10-66-1	45	1-5-0	5
#9 OREGON	4-2-0	2	0-0-0	0
#25 UCLA	3-16-0	16	0-0-0	0
<b>TOTALS</b>	<b>22-105-1</b>	<b>45</b>	<b>1-5-0</b>	<b>5</b>

### CAREER HIGHS

Rushing attempts	10, vs. Arizona, 9/23/23
Rushing yards	66, vs. Arizona, 9/23/23
Long	45, vs. Arizona, 9/23/23
Rushing TDs	1, vs. Arizona, 9/23/23
100-yard games	0
Receptions	0
Receiving yards	0
Long	0
Receiving TDs	0
All-purpose yards	71, vs. Arizona, 9/23/23

## #84 Benjamin Yurosek, TE

Opponent	ATT-YDS-TD	LONG
at Hawai'i	0-0-0	0
at #6 USC	5-19-0	8
SACRAMENTO STATE	1-5-0	5
ARIZONA	0-0-0	0
#9 OREGON	2-18-0	10
at Colorado	3-11-0	6
<b>TOTALS</b>	<b>11-53-0</b>	<b>10</b>

### CAREER HIGHS

Rushing attempts	5, at #6 USC, 9/9/23
Rushing yards	50, vs. #10 USC, 9/10/22
Long	50, vs. #10 USC, 9/10/22
Rushing TDs	0
100-yard games	0

# RECEIVERS

## #0 Mudia Reuben, WR

OPPONENT	REC-YDS-TD	LONG
at Hawai'i	2-13-0	7
at #6 USC	0-0-0	0
SACRAMENTO STATE	3-79-0	38
ARIZONA	1-16-0	16
#9 OREGON	4-40-0	14
at Colorado	2-10-0	5
#25 UCLA	1-14-0	14
<b>TOTALS</b>	<b>13-172-0</b>	<b>38</b>

### CAREER HIGHS

Receptions	4, vs. #9 Oregon, 9/30/23
Yards	79, vs. Sacramento State, 9/16/23
Long	38, vs. Sacramento State, 9/16/23
TDs	1 (2x), (last: at #13 Oregon, 10/1/22)
100-yard games	0
All-purpose yards	79, vs. Sacramento State, 9/16/23

## #3 Bryce Farrell, WR

OPPONENT	REC-YDS-TD	LONG
at Hawai'i	1-12-0	12
at #6 USC	1-13-0	13
SACRAMENTO STATE	2-16-0	16
ARIZONA	2-27-0	26
#9 OREGON	1-14-0	14
at Colorado	4-26-1	16
#25 UCLA	4-31-0	25
<b>TOTALS</b>	<b>15-139-1</b>	<b>26</b>

### CAREER HIGHS

Receptions	4, at Colorado, 10/13/23
Yards	80, vs. #24 UCLA, 9/25/21
Long	52, vs. #24 UCLA, 9/25/21
TDs	1 (2x), (last: at Colorado, 10/13/23)
100-yard games	0
All-purpose yards	95, 9/24/22 at #18 Washington

## #5 John Humphreys, WR

OPPONENT	REC-YDS-TD	LONG
at Hawai'i	3-29-1	13
at #6 USC	2-42-0	31
<b>TOTALS</b>	<b>5-71-1</b>	<b>31</b>

### CAREER HIGHS

Receptions	8, vs. Arizona State, 10/22/22
Yards	90, vs. Arizona State, 10/22/22
Long	53, vs. Colgate, 9/3/22
TDs	1, 3x, (Most recent: at Hawai'i, 9/1/23)
100-yard games	0
All-purpose yards	90, vs. Arizona State, 10/22/22

## #13 Elic Ayomanor, WR

OPPONENT	REC-YDS-TD	LONG
at Hawai'i	3-27-0	9
at #6 USC	1-11-0	11
SACRAMENTO STATE	4-89-1	51
ARIZONA	4-41-0	20
#9 OREGON	3-39-0	18
at Colorado	13-294-3	97
#25 UCLA	8-90-0	28
<b>TOTALS</b>	<b>36-591-4</b>	<b>97</b>

### CAREER HIGHS

Receptions	13, at Colorado, 10/13/23
Yards	294, at Colorado, 10/13/23*
Long	97, at Colorado, 10/13/23
TDs	3, at Colorado, 10/13/23
100-yard games	1
All-purpose yards	294, at Colorado, 10/13/23

\*single-game school record

## #24 Tiger Bachmeier, WR

OPPONENT	REC-YDS-TD	LONG
at Hawai'i	3-11-0	6
at #6 USC	0-0-0	0
SACRAMENTO STATE	1-1-0	1
ARIZONA	4-93-0	35
#9 OREGON	1-2-0	2
at Colorado	3-38-0	15
#25 UCLA	8-75-1	20
<b>TOTALS</b>	<b>20-220-1</b>	<b>35</b>

### CAREER HIGHS

Receptions	8, vs. #25 UCLA, 10/21/23
Yards	93, vs. Arizona, 9/23/23
Long	35, vs. Arizona, 9/23/23
TDs	1, vs. #25 UCLA, 10/21/23
100-yard games	0
All-purpose yards	93, vs. Arizona, 9/23/23

## #82 Jayson Raines, WR

OPPONENT	REC-YDS-TD	LONG
at Hawai'i	1-11-0	11
at #6 USC	0-0-0	0
SACRAMENTO STATE	0-0-0	0
ARIZONA	0-0-0	0
#9 OREGON	0-0-0	0
at Colorado	0-0-0	0
<b>TOTALS</b>	<b>1-11-0</b>	<b>11</b>

### CAREER HIGHS

Receptions	1, at Hawai'i, 9/1/23
Yards	11, at Hawai'i, 9/1/23
Long	11, at Hawai'i, 9/1/23
TDs	0
100-yard games	0
All-purpose yards	11, at Hawai'i, 9/1/23

## #84 Benjamin Yurosek, TE

OPPONENT	REC-YDS-TD	LONG
at Hawai'i	9-138-1	32
at #6 USC	4-54-0	23
SACRAMENTO STATE	0-0-0	0
ARIZONA	2-35-0	25
#9 OREGON	0-0-0	0
at Colorado	1-12-0	12
<b>TOTALS</b>	<b>16-239-1</b>	<b>32</b>

### CAREER HIGHS

Receptions	10, vs. Arizona State, 10/22/22
Yards	138, at Hawai'i, 9/1/23
Long	49, vs. Notre Dame 11/27/21
TDs	1 (4x), (Most recent: at Hawai'i, 9/1/23)
100-yard games	2, (Most recent: at Hawai'i, 9/1/23)
All-purpose yards	138, at Hawai'i, 9/1/23

## #86 Sam Roush, TE

OPPONENT	REC-YDS-TD	LONG
ARIZONA	3-26-0	11
#9 OREGON	1-5-0	5
at Colorado	1-15-0	15
#25 UCLA	4-38-0	18
<b>TOTALS</b>	<b>9-84-0</b>	<b>18</b>

### CAREER HIGHS

Receptions	4, vs. #25 UCLA, 10/21/23
Yards	38, vs. #25 UCLA, 10/21/23
Long	23, vs. BYU, 11/26/22
TDs	0
100-yard games	0
All-purpose yards	38, vs. #25 UCLA, 10/21/23

# SPECIALISTS

## PLACEKICKERS

### #43 Joshua Karty

OPPONENT	FG-FGA	PAT-A	POINTS	LONG
at Hawai'i	3-3	4-4	13	46
at #6 USC	1-1	1-1	4	38
SACRAMENTO STATE	3-3	2-2	11	41
ARIZONA	2-4	2-2	8	46
#9 OREGON	2-2	0-0	6	53
at Colorado	2-3	4-4	10	46
#25 UCLA	0-0	1-1	1	N/A
<b>TOTALS</b>	<b>13-15</b>	<b>14-14</b>	<b>53</b>	<b>53</b>

#### CAREER HIGHS

Field goal attempts \_\_\_\_\_ 5, vs. Arizona State, 10/22/22  
 Field goals made \_\_\_\_\_ 5, vs. Arizona State, 10/22/22  
 Long \_\_\_\_\_ 61, at California, 11/19/22

### KICKOFF

OPPONENT	NO.	YDS	AVG.	RTN	TB	OB	NET	YDLN
at Hawai'i	8	518	64.8	3	5	0		
at #6 USC	3	195	65.0	0	3	0		
SACRAMENTO STATE	5	325	65.0	0	5	0		
ARIZONA	5	315	63.0	1	4	0		
#9 OREGON	3	195	65.0	1	2	0		
at Colorado	6	390	65.0	0	6	0		
#25 UCLA	2	130	65.0	1	1	0		
<b>TOTALS</b>	<b>32</b>	<b>2068</b>	<b>64.6</b>	<b>6</b>	<b>26</b>	<b>0</b>	<b>40.9</b>	<b>24</b>

## PUNTERS

### #15 Connor Weselman

OPPONENT	NO.	YDS	AVG.	LONG	TB	FC	I20	50+
at Hawai'i	3	153	51.0	52	2	0	0	3
at #6 USC	5	248	49.6	59	1	0	1	3
SACRAMENTO STATE	2	80	40.0	46	0	2	0	0
ARIZONA	2	69	34.5	44	0	0	0	0
#9 OREGON	3	117	39.0	42	0	1	0	0
at Colorado	2	66	33.0	43	0	0	0	0
#25 UCLA	4	181	45.2	57	0	2	2	1
<b>TOTALS</b>	<b>21</b>	<b>914</b>	<b>43.5</b>	<b>59</b>	<b>3</b>	<b>5</b>	<b>3</b>	<b>7</b>

#### CAREER HIGHS

Punt attempts \_\_\_\_\_ 5, at #6 USC, 9/9/23  
 Punt Yards \_\_\_\_\_ 248, at #6 USC, 9/9/23  
 Long \_\_\_\_\_ 59, at #6 USC, 9/9/23

### #37 Aidan Flintoft

OPPONENT	NO.	YDS	AVG.	LONG	TB	FC	I20	50+
at #6 USC	2	87	43.5	50	0	0	1	1
ARIZONA	2	101	50.5	52	0	0	1	1
#9 OREGON	1	47	47.0	47	0	1	0	0
at Colorado	1	38	38	38	0	1	1	0
#25 UCLA	2	94	47.0	52	0	0	1	1
<b>TOTALS</b>	<b>8</b>	<b>367</b>	<b>45.9</b>	<b>52</b>	<b>0</b>	<b>2</b>	<b>4</b>	<b>3</b>

#### CAREER HIGHS

Punt attempts \_\_\_\_\_ 2 (3x), (last: vs. #25 UCLA, 10/21/23)  
 Punt Yards \_\_\_\_\_ 101, vs. Arizona, 9/23/23  
 Long \_\_\_\_\_ 52 (2x), (last: vs. #25 UCLA, 10/21/23)

# 2023 STATISTICS

## Team Results

	Date	Opponent		Score	Overall	Conf	Time	Attend
	09/01/2023	at Hawaii	W	37-24	1-0	0-0	3:44	13739
*	09/09/2023	at Southern California	L	10-56	1-1	0-1	3:18	67213
	09/16/2023	Sacramento St.	L	23-30	1-2	0-1	3:16	23848
*	09/23/2023	Arizona	L	20-21	1-3	0-2	3:13	38046
*	09/30/2023	Oregon	L	6-42	1-4	0-3	2:57	32160
*	10/13/2023	at Colorado	Wot2	46-43	2-4	1-3	4:01	53154
*	10/21/2023	UCLA	L	7-42	2-5	1-4	3:16	30225

Date	Opponent	Rushing				Receiving				Passing				Kick Returns				Punt Returns				tot off		
		no.	yds	td	lg	no.	yds	td	lg	cmp	att	int	yds	td	lg	no.	yds	td	lg	no.	yds		td	lg
09/01/2023	at Hawaii	34	158	2	47	25	248	2	32	25	36	0	248	2	32	0	0	0	0	1	14	0	14	406
09/09/2023	at Southern California	41	209	1	59	10	140	0	31	10	25	1	140	0	31	3	57	0	29	0	0	0	0	349
09/16/2023	Sacramento St.	42	180	1	34	11	207	1	51	11	24	2	207	1	51	4	73	0	26	1	0	0	0	387
09/23/2023	Arizona	34	108	2	45	18	246	0	35	18	32	0	246	0	35	0	0	0	0	0	0	0	0	354
09/30/2023	Oregon	46	89	0	14	14	133	0	18	14	24	0	133	0	18	1	23	0	23	0	0	0	0	222
10/13/2023	at Colorado	39	124	2	12	28	399	4	97	28	49	0	399	4	97	2	22	0	20	0	0	0	0	523
10/21/2023	UCLA	17	24	0	16	27	268	1	28	27	45	1	268	1	28	4	61	0	21	1	1	0	1	292
<b>Stanford</b>		<b>253</b>	<b>892</b>	<b>8</b>	<b>59</b>	<b>133</b>	<b>1641</b>	<b>8</b>	<b>97</b>	<b>133</b>	<b>235</b>	<b>4</b>	<b>1641</b>	<b>8</b>	<b>97</b>	<b>14</b>	<b>236</b>	<b>0</b>	<b>29</b>	<b>3</b>	<b>15</b>	<b>0</b>	<b>14</b>	<b>2533</b>
<b>Opponents</b>		<b>234</b>	<b>1050</b>	<b>15</b>	<b>38</b>	<b>185</b>	<b>2211</b>	<b>19</b>	<b>75</b>	<b>185</b>	<b>266</b>	<b>3</b>	<b>2211</b>	<b>19</b>	<b>75</b>	<b>6</b>	<b>108</b>	<b>0</b>	<b>28</b>	<b>9</b>	<b>127</b>	<b>1</b>	<b>75</b>	<b>3261</b>

## Stanford Averages

Games	Avg/ rush	Avg/ catch	Pass effic	KR avg	PR avg	All purpose avg/game	Total offense avg/game
7	3.5	12.3	123.1	16.9	5.0	398.4	361.9

Date	Opponent	Tackles				Sacks	Fumble	Pass Defense			blkd	PAT attempts			off							
		ua	a	total	tfl-yds			no-yds	ff	fr-yds		int-yds	qbh	brup	kick	kick	rush	rcv	saf	t/o	pts	
09/01/2023	at Hawaii	37	4	41	8.0-49	6-41	0	0-0	0-0	1	3	0	4-4	0	0	0	0	0	0	0	0	37
09/09/2023	at Southern California	46	10	56	2.0-9	0-0	0	0-0	0-0	0	2	0	1-1	0	0	0	0	0	0	0	0	10
09/16/2023	Sacramento St.	33	30	63	3.0-6	0-0	0	0-0	2-5	1	3	0	2-2	0	0	0	0	0	0	3	23	
09/23/2023	Arizona	30	34	64	3.0-9	2-8	0	0-0	0-0	5	1	0	2-2	0	0	0	0	0	0	0	0	20
09/30/2023	Oregon	28	28	56	2.0-3	0-0	0	0-0	0-0	0	1	0	0-0	0	0	0	0	0	0	0	0	6
10/13/2023	at Colorado	52	8	60	5.0-50	4-49	0	0-0	1-0	5	2	0	4-4	0	0	0	0	0	0	3	46	
10/21/2023	UCLA	40	52	92	11.0-28	4-16	0	0-0	0-0	4	0	1	1-1	0	0	0	0	0	0	0	0	7
<b>Stanford</b>		<b>266</b>	<b>166</b>	<b>432</b>	<b>34.0-154</b>	<b>16-114</b>	<b>0</b>	<b>0-0</b>	<b>3-5</b>	<b>16</b>	<b>12</b>	<b>1</b>	<b>14-14</b>	<b>0</b>	<b>0</b>	<b>0</b>	<b>0</b>	<b>0</b>	<b>0</b>	<b>6</b>	<b>149</b>	
<b>Opponents</b>		<b>286</b>	<b>152</b>	<b>438</b>	<b>55.0-206</b>	<b>25-127</b>	<b>6</b>	<b>3-1</b>	<b>4-39</b>	<b>24</b>	<b>34</b>	<b>1</b>	<b>32-32</b>	<b>2</b>	<b>0</b>	<b>0</b>	<b>0</b>	<b>17</b>	<b>258</b>			

Date	Opponent	Punting										Field Goals			Kickoffs			
		no.	yds	avg	long	blkd	tb	fc	50+	i20	md-att	long	blkd	no.	yds	avg	tb	ob
09/01/2023	at Hawaii	3	153	51.0	52	0	2	0	3	0	3-3	46	0	8	518	64.8	5	0
09/09/2023	at Southern California	7	335	47.9	59	0	1	0	4	2	1-1	38	0	3	195	65.0	3	0
09/16/2023	Sacramento St.	2	80	40.0	46	0	0	2	0	0	3-3	41	0	5	325	65.0	5	0
09/23/2023	Arizona	4	170	42.5	52	0	0	0	1	1	2-4	46	0	5	315	63.0	4	0
09/30/2023	Oregon	4	164	41.0	47	0	0	2	0	0	2-2	53	0	3	195	65.0	2	0
10/13/2023	at Colorado	3	104	34.7	43	0	0	1	0	1	2-3	46	0	6	390	65.0	6	0
10/21/2023	UCLA	7	295	42.1	57	1	0	2	2	3	0-0	0	0	2	130	65.0	1	0
<b>Stanford</b>		<b>30</b>	<b>1301</b>	<b>43.4</b>	<b>59</b>	<b>1</b>	<b>3</b>	<b>7</b>	<b>10</b>	<b>7</b>	<b>13-16</b>	<b>53</b>	<b>0</b>	<b>32</b>	<b>2068</b>	<b>64.6</b>	<b>26</b>	<b>0</b>
<b>Opponents</b>		<b>24</b>	<b>1019</b>	<b>42.5</b>	<b>57</b>	<b>0</b>	<b>1</b>	<b>11</b>	<b>3</b>	<b>8</b>	<b>4-8</b>	<b>44</b>	<b>1</b>	<b>43</b>	<b>2700</b>	<b>62.8</b>	<b>23</b>	<b>3</b>

# 2023 STATISTICS

Date	Opponent	Rushing				Receiving				Passing				Kick Returns				Punt Returns				tot off
		no.	yds	td	lg	no.	yds	td	lg	cmp-att-int	yds	td	lg	no.	yds	td	lg	no.	yds	td	lg	
09/01/2023	at Hawaii	16	-5	0	21	30	355	3	38	30-53-0	355	3	38	3	67	0	28	1	14	0	14	350
09/09/2023	at Southern California	28	180	4	25	30	393	3	75	30-36-0	393	3	75	0	0	0	0	5	97	1	75	573
09/16/2023	Sacramento St.	36	169	2	28	21	279	1	49	21-33-2	279	1	49	0	0	0	0	0	0	0	0	448
09/23/2023	Arizona	37	145	2	24	18	204	1	36	18-30-0	204	1	36	1	6	0	6	2	10	0	11	349
09/30/2023	Oregon	28	208	2	37	28	298	4	46	28-33-0	298	4	46	1	20	0	20	0	0	0	0	506
10/13/2023	at Colorado	35	132	1	38	33	400	5	48	33-47-1	400	5	48	0	0	0	0	1	6	0	6	532
10/21/2023	UCLA	54	221	4	22	25	282	2	45	25-34-0	282	2	45	1	15	0	15	0	0	0	0	503
<b>Opponents</b>		<b>234</b>	<b>1050</b>	<b>15</b>	<b>38</b>	<b>185</b>	<b>2211</b>	<b>19</b>	<b>75</b>	<b>185-266-3</b>	<b>2211</b>	<b>19</b>	<b>75</b>	<b>6</b>	<b>108</b>	<b>0</b>	<b>28</b>	<b>9</b>	<b>127</b>	<b>1</b>	<b>75</b>	<b>3261</b>
<b>Stanford</b>		<b>253</b>	<b>892</b>	<b>8</b>	<b>59</b>	<b>133</b>	<b>1641</b>	<b>8</b>	<b>97</b>	<b>133-235-4</b>	<b>1641</b>	<b>8</b>	<b>97</b>	<b>14</b>	<b>236</b>	<b>0</b>	<b>29</b>	<b>3</b>	<b>15</b>	<b>0</b>	<b>14</b>	<b>2533</b>

## Opponents Averages

Games	Avg/ rush	Avg/ catch	Pass effic	KR avg	PR avg	All purpose avg/game	Total offense avg/game
7	4.5	12.0	160.7	18.0	14.1	505.0	465.9

Date	Opponent	Tackles				Sacks no-yds	Fumble ff fr-yds	Pass Defense			blkd kick	PAT attempts			off			
		ua	a	total	tfl-yds			int-yds	qbh	brup		kick	rush	rcv	saf	t/o	pts	
09/01/2023	at Hawaii	44	14	58	4.0-7	0-0	0	0-0	0-0	0	6	0	1-1	1	0	0	0	24
09/09/2023	at Southern California	49	8	57	10.0-37	2-6	3	2-2	1-39	0	7	0	8-8	0	0	0	7	56
09/16/2023	Sacramento St.	31	46	77	6.0-22	6-22	0	0-0	2-0	7	2	0	3-3	0	0	0	10	30
09/23/2023	Arizona	35	26	61	11.0-42	5-28	1	0-0	0-0	6	4	0	3-3	0	0	0	0	21
09/30/2023	Oregon	38	34	72	11.0-52	5-37	1	0-0	0-0	2	5	0	6-6	0	0	0	0	42
10/13/2023	at Colorado	55	4	59	6.0-18	3-12	0	0-0	0-0	6	4	0	5-5	1	0	0	0	43
10/21/2023	UCLA	34	20	54	7.0-28	4-22	1	1-1	1-0	3	6	1	6-6	0	0	0	0	42
<b>Opponents</b>		<b>286</b>	<b>152</b>	<b>438</b>	<b>55.0-206</b>	<b>25-127</b>	<b>6</b>	<b>3-1</b>	<b>4-39</b>	<b>24</b>	<b>34</b>	<b>1</b>	<b>32-32</b>	<b>2</b>	<b>0</b>	<b>0</b>	<b>17</b>	<b>258</b>
<b>Stanford</b>		<b>266</b>	<b>166</b>	<b>432</b>	<b>34.0-154</b>	<b>16-114</b>	<b>0</b>	<b>0-0</b>	<b>3-5</b>	<b>16</b>	<b>12</b>	<b>1</b>	<b>14-14</b>	<b>0</b>	<b>0</b>	<b>0</b>	<b>6</b>	<b>149</b>

Date	Opponent	Punting								Field Goals			Kickoffs					
		no.	yds	avg	long	blkd	tb	fc	50+	i20	md-att	long	blkd	no.	yds	avg	tb	ob
09/01/2023	at Hawaii	5	213	42.6	50	0	0	2	1	0	1-1	32	0	3	192	64.0	2	0
09/09/2023	at Southern California	5	211	42.2	49	0	0	5	0	3	0-0	0	0	9	557	61.9	6	0
09/16/2023	Sacramento St.	1	46	46.0	46	0	0	0	0	0	3-3	44	0	7	426	60.9	2	0
09/23/2023	Arizona	5	191	38.2	42	0	1	2	0	1	0-0	0	0	4	260	65.0	4	0
09/30/2023	Oregon	2	101	50.5	55	0	0	1	1	1	0-1	0	0	7	448	64.0	4	2
10/13/2023	at Colorado	3	128	42.7	57	0	0	0	1	2	0-1	0	0	6	376	62.7	3	1
10/21/2023	UCLA	3	129	43.0	44	0	0	1	0	1	0-2	0	1	7	441	63.0	2	0
<b>Opponents</b>		<b>24</b>	<b>1019</b>	<b>42.5</b>	<b>57</b>	<b>0</b>	<b>1</b>	<b>11</b>	<b>3</b>	<b>8</b>	<b>4-8</b>	<b>44</b>	<b>1</b>	<b>43</b>	<b>2700</b>	<b>62.8</b>	<b>23</b>	<b>3</b>
<b>Stanford</b>		<b>30</b>	<b>1301</b>	<b>43.4</b>	<b>59</b>	<b>1</b>	<b>3</b>	<b>7</b>	<b>10</b>	<b>7</b>	<b>13-16</b>	<b>53</b>	<b>0</b>	<b>32</b>	<b>2068</b>	<b>64.6</b>	<b>26</b>	<b>0</b>

# 2023 STATISTICS

## Team Statistics

	<b>STAN</b>	<b>OPP</b>
<b>Scoring</b>	<b>149</b>	<b>258</b>
Points per game	21.3	36.9
Points Off Turnovers	6	17
<b>First Downs</b>	<b>142</b>	<b>180</b>
Rushing	52	69
Passing	72	101
Penalty	18	10
<b>Rushing Yardage</b>	<b>892</b>	<b>1050</b>
Yards gained rushing	1100	1212
Yards lost rushing	208	162
Rushing attempts	253	234
Average per rush	3.5	4.5
Average per game	127.4	150.0
TDs Rushing	8	15
<b>Passing Yardage</b>	<b>1641</b>	<b>2211</b>
Comp-Att-Int	133-235-4	185-266-3
Average per pass	7.0	8.3
Average per catch	12.3	12.0
Average per game	234.4	315.9
TDs Passing	8	19
<b>Total offense</b>	<b>2533</b>	<b>3261</b>
Total plays	488	500
Average per play	5.2	6.5
Average per game	361.9	465.9
<b>Kick returns: #-Yards</b>	<b>14-236</b>	<b>6-108</b>
<b>Punt returns: #-Yards</b>	<b>3-15</b>	<b>9-127</b>
<b>Int returns: #-Yards</b>	<b>3-5</b>	<b>4-39</b>
<b>Kick return average</b>	<b>16.9</b>	<b>18.0</b>
<b>Punt return average</b>	<b>5.0</b>	<b>14.1</b>
<b>Int return average</b>	<b>1.7</b>	<b>9.8</b>
<b>Fumbles-Lost</b>	<b>11-3</b>	<b>0-0</b>
<b>Penalties-Yards</b>	<b>49-443</b>	<b>57-517</b>
Average per game	63.3	73.9
<b>Punts-Yards</b>	<b>30-1301</b>	<b>24-1019</b>
Average per punt	43.4	42.5
Net punt average	37.0	41.0
<b>Kickoffs-Yards</b>	<b>32-2068</b>	<b>43-2700</b>
Average per kick	64.6	62.8
Net kick average	40.9	40.4
<b>Time of possession / game</b>	<b>31:25</b>	<b>28:35</b>
<b>3rd-down conversion</b>	<b>42/105</b>	<b>51/93</b>
3rd-down pct	40%	55%
<b>4rd-down conversion</b>	<b>4/14</b>	<b>4/10</b>

# 2023 STATISTICS

	<b>STAN</b>	<b>OPP</b>
4rd-down pct	29%	40%
<b>Sacks by-Yards</b>	<b>16-114</b>	<b>25-127</b>
<b>Misc Yards</b>	<b>0</b>	<b>0</b>
<b>Touchdowns scored</b>	<b>16</b>	<b>35</b>
<b>Field goals - attempts</b>	<b>13-16</b>	<b>4-8</b>
<b>On-Side kicks</b>	<b>1-1</b>	<b>0-1</b>
<b>Red-zone scores</b>	<b>(18-21) 86%</b>	<b>(27-32) 84%</b>
<b>Red-zone touchdowns</b>	<b>(11-21) 52%</b>	<b>(24-32) 75%</b>
<b>PAT-attempts</b>	<b>(14-14) 100%</b>	<b>(32-32) 100%</b>
<b>2-point conversion-attempts</b>	<b>(0-2) 0%</b>	<b>(2-3) 67%</b>
<b>Attendance</b>	<b>124279</b>	<b>134106</b>
Games / Avg per game	4/31070	3/44702
Neutral site games	-	0/0

## Score by Periods

<b>Team</b>	<b>1st</b>	<b>2nd</b>	<b>3rd</b>	<b>4th</b>	<b>OT</b>	<b>TOT</b>
Stanford	20	34	42	43	10	149
Opponents	52	95	45	59	7	258



# 2023 STATISTICS

## Team Defense

##	Player	gp	Tackles				tfl/yds	Sacks	Pass defense			Fumbles		blkd	
			ua	a	tot	no-yds		int-yds	brup	qbh	fr-yds	ff	kick	saf	
0	Gaethan Bernadel	7	28	22	50	3-8	.	.	.	1	.	.	.	.	
6	Collin Wright	7	34	8	42	5-17	1-11	1-0	2	.	.	.	.		
33	Alaka'i Gilman	7	25	15	40	.	.	1-0	2	.	.	.	.		
8	Tristan Sinclair	7	27	13	40	2-4	1-1	.	.	1	.	.	.		
21	Scotty Edwards	7	19	13	32	1.5-13	1-12	1-5	1	.	.	.	.		
92	Lance Keneley	7	12	12	24	2.5-14	1-12	.	.	1	.	.	.		
23	David Bailey	7	16	8	24	6-29	5-24	.	.	2	.	.	.		
32	Mitch Leigber	7	14	7	21	1-21	1-21	.	1	.	.	.	.		
10	Spencer Jorgensen	7	10	9	19	2.5-6	1-5	.	.	.	.	.	.		
11	Tevarua Tafiti	7	10	9	19	1-6	1-6	.	1	4	.	.	.		
4	Zahran Manley	7	15	4	19	2-3	.	.	3	.	.	.	.		
94	Anthony Franklin	7	8	9	17	2-12	1.5-10	.	.	2	.	.	1		
20	Jaden Slocum	6	9	6	15	.	.	.	.	.	.	.	.		
35	Matt Rose	7	8	3	11	0.5-1	.	.	.	.	.	.	.		
14	Wilfredo Aybar	7	7	2	9	.	.	.	.	1	.	.	.		
40	Tobin Phillips	7	2	6	8	1.5-7	.	.	.	.	.	.	.		
51	Jaxson Moi	7	3	3	6	.	.	.	.	1	.	.	.		
29	Terian Williams	1	3	2	5	.	.	.	.	.	.	.	.		
9	Aaron Armitage	4	2	2	4	1-2	1-2	.	.	.	.	.	.		
17	Jshawn Frausto-Ramos	7	3	1	4	.	.	.	.	.	.	.	.		
98	Zach Buckey	7	2	2	4	0.5-4	0.5-4	.	1	1	.	.	.		
91	Pat Caughey	4	.	3	3	1-1	.	.	.	.	.	.	.		
97	Zach Rowell	1	1	2	3	1-6	1-6	.	.	.	.	.	.		
82	Jayson Raines	7	1	1	2	.	.	.	.	.	.	.	.		
93	Peyton Warford	7	1	1	2	.	.	.	.	.	.	.	.		
86	Sam Roush	7	.	1	1	.	.	.	.	.	.	.	.		
24	Tiger Bachmeier	7	1	.	1	.	.	.	.	.	.	.	.		
55	Matthew Merritt	1	.	1	1	.	.	.	.	.	.	.	.		
31	Aaron Morris	3	1	.	1	.	.	.	.	.	.	.	.		
27	Omari Porter	7	1	.	1	.	.	.	.	.	.	.	.		
44	Ernest Cooper	5	.	1	1	.	.	.	.	2	.	.	.		
14	Ashton Daniels	7	1	.	1	.	.	.	.	.	.	.	.		
57	Spencer Lytle	6	1	.	1	.	.	.	.	.	.	.	.		
18	Jimmy Wyrick	1	1	.	1	.	.	.	1	.	.	.	.		
	<b>Totals</b>	<b>7</b>	<b>266</b>	<b>166</b>	<b>432</b>	<b>34-154</b>	<b>16-114</b>	<b>3-5</b>	<b>12</b>	<b>16</b>	<b>0-0</b>	<b>0</b>	<b>1</b>	<b>0</b>	
	Opponents	7	286	152	438	55-206	25-127	4-39	34	24	3-1	6	1	0	

# 2023 STATISTICS

## Stanford - Game Highs

<b>RUSHES</b>	46	Oregon (09/30/2023)
<b>YARDS RUSHING</b>	209	at Southern California (09/09/2023)
<b>YARDS PER RUSH</b>	5.1	at Southern California (09/09/2023)
<b>TD RUSHES</b>	2	at Colorado (10/13/2023)
	2	Arizona (09/23/2023)
	2	at Hawaii (09/01/2023)
<b>PASS ATTEMPTS</b>	49	at Colorado (10/13/2023)
<b>PASS COMPLETIONS</b>	28	at Colorado (10/13/2023)
<b>YARDS PASSING</b>	399	at Colorado (10/13/2023)
<b>YARDS PER PASS</b>	8.6	Sacramento St. (09/16/2023)
<b>TD PASSES</b>	4	at Colorado (10/13/2023)
<b>TOTAL PLAYS</b>	88	at Colorado (10/13/2023)
<b>TOTAL OFFENSE</b>	523	at Colorado (10/13/2023)
<b>YARDS PER PLAY</b>	5.9	at Colorado (10/13/2023)
<b>POINTS</b>	46	at Colorado (10/13/2023)
<b>SACKS BY</b>	6	at Hawaii (09/01/2023)
<b>FIRST DOWNS</b>	30	at Colorado (10/13/2023)
<b>PENALTIES</b>	10	UCLA (10/21/2023)
<b>PENALTY YARDS</b>	113	UCLA (10/21/2023)
<b>TURNOVERS</b>	3	at Southern California (09/09/2023)
<b>PUNTS</b>	7	UCLA (10/21/2023)
	7	at Southern California (09/09/2023)
<b>PUNTING AVG</b>	51.0	at Hawaii (09/01/2023)
<b>LONG PUNT</b>	59	at Southern California (09/09/2023)
<b>PUNTS INSIDE 20</b>	3	UCLA (10/21/2023)
<b>LONG PUNT RETURN</b>	14	at Hawaii (09/01/2023)

# 2023 STATISTICS

## Stanford - Individual Game Highs

<b>RUSHES</b>	22	Justin Lamson vs Oregon (09/30/2023)
<b>YARDS RUSHING</b>	71	E.J. Smith vs Sacramento St. (09/16/2023)
<b>TD RUSHES</b>	1	Bryce Farrell at Colorado (10/13/2023)
	1	Justin Lamson at Colorado (10/13/2023)
	1	Bryce Farrell vs Arizona (09/23/2023)
	1	Sedrick Irvin vs Arizona (09/23/2023)
	1	Casey Filkins vs Sacramento St. (09/16/2023)
	1	Justin Lamson at Southern California (09/09/2023)
	1	Bryce Farrell at Hawaii (09/01/2023)
	1	E.J. Smith at Hawaii (09/01/2023)
<b>LONG RUSH</b>	59	Casey Filkins at Southern California (09/09/2023)
<b>PASS ATTEMPTS</b>	45	Ashton Daniels vs UCLA (10/21/2023)
	45	Ashton Daniels at Colorado (10/13/2023)
<b>PASS COMPLETIONS</b>	27	Ashton Daniels vs UCLA (10/21/2023)
	27	Ashton Daniels at Colorado (10/13/2023)
<b>YARDS PASSING</b>	396	Ashton Daniels at Colorado (10/13/2023)
<b>TD PASSES</b>	4	Ashton Daniels at Colorado (10/13/2023)
<b>LONG PASS</b>	97	Ashton Daniels at Colorado (10/13/2023)
<b>RECEPTIONS</b>	13	Elic Ayomanor at Colorado (10/13/2023)
<b>YARDS RECEIVING</b>	294	Elic Ayomanor at Colorado (10/13/2023)
<b>TD RECEPTIONS</b>	3	Elic Ayomanor at Colorado (10/13/2023)
<b>LONG RECEPTION</b>	97	Elic Ayomanor at Colorado (10/13/2023)
<b>PUNTS</b>	5	Connor Weselman at Southern California (09/09/2023)
<b>PUNTING AVG</b>	51.0	Connor Weselman at Hawaii (09/01/2023)
<b>LONG PUNT</b>	59	Connor Weselman at Southern California (09/09/2023)
<b>PUNTS INSIDE 20</b>	2	Connor Weselman vs UCLA (10/21/2023)
<b>LONG PUNT RETURN</b>	14	Casey Filkins at Hawaii (09/01/2023)
<b>LONG KICKOFF RETURN</b>	29	Bryce Farrell at Southern California (09/09/2023)
<b>TACKLES</b>	12	Gaethan Bernadel vs UCLA (10/21/2023)
<b>SACKS</b>	3	David Bailey at Hawaii (09/01/2023)
<b>TACKLES FOR LOSS</b>	4	David Bailey at Hawaii (09/01/2023)

# 2023 STATISTICS

##	Player	GP-GS	Hawaii	USC	SacSt	UA	Oregon	CU	UCLA
0	Gaethan Bernadel	7/7	START	START	START	START	START	START	START
0	Mudia Reuben	7/3	START	XXX	START	START	XXX	XXX	XXX
2	Casey Filkins	7/2	START	XXX	XXX	XXX	XXX	START	XXX
3	Bryce Farrell	7/4	XXX	START	START	XXX	XXX	START	START
4	Zahran Manley	7/7	START	START	START	START	START	START	START
5	John Humphreys	2/1	START	XXX	...	...	...	...	...
6	Collin Wright	7/7	START	START	START	START	START	START	START
8	Tristan Sinclair	7/7	START	START	START	START	START	START	START
8	Justin Lamson	7/2	XXX	XXX	XXX	XXX	START	START	XXX
9	Aaron Armitage	4/0	XXX	...	...	...	XXX	XXX	XXX
9	Myles Jackson	0/0	...	...	...	...	...	...	...
10	Spencer Jorgensen	7/0	XXX	XXX	XXX	XXX	XXX	XXX	XXX
10	Beau Nelson	0/0	...	...	...	...	...	...	...
11	Ari Patu	0/0	...	...	...	...	...	...	...
11	Tevarua Tafiti	7/3	XXX	XXX	START	XXX	START	XXX	START
13	Emmet Kenney	0/0	...	...	...	...	...	...	...
13	Elic Ayomanor	7/6	XXX	START	START	START	START	START	START
14	Wilfredo Aybar	7/0	XXX	XXX	XXX	XXX	XXX	XXX	XXX
14	Ashton Daniels	7/5	START	START	START	START	XXX	XXX	START
15	Connor Weselman	7/0	XXX	XXX	XXX	XXX	XXX	XXX	XXX
15	Ryan Butler	6/0	XXX	XXX	XXX	XXX	XXX	XXX	...
17	Charlie Mirer	0/0	...	...	...	...	...	...	...
17	Jshawn Frausto-Ramos	7/2	XXX	XXX	XXX	XXX	XXX	START	START
18	Jimmy Wyrick	1/1	START	...	...	...	...	...	...
19	Silas Starr	7/0	XXX	XXX	XXX	XXX	XXX	XXX	XXX
20	Jaden Slocum	6/3	XXX	START	...	START	START	XXX	XXX
21	Scotty Edwards	7/7	START	START	START	START	START	START	START
22	E.J. Smith	7/3	XXX	START	START	XXX	XXX	XXX	START
23	David Bailey	7/4	START	START	XXX	START	XXX	START	XXX
23	Jacob Lowe	0/0	...	...	...	...	...	...	...
24	Tiger Bachmeier	7/3	XXX	XXX	XXX	XXX	START	START	START
25	Ismael Cisse	0/0	...	...	...	...	...	...	...
25	Che Ojarikre	6/0	...	XXX	XXX	XXX	XXX	XXX	XXX
26	Sedrick Irvin	5/2	XXX	XXX	...	START	START	...	XXX
27	Omari Porter	7/0	XXX	XXX	XXX	XXX	XXX	XXX	XXX
28	Joshua Thompson	4/0	...	XXX	XXX	...	XXX	XXX	...
29	Terian Williams	1/0	...	XXX	...	...	...	...	...
30	Ese Dubre	6/0	...	XXX	XXX	XXX	XXX	XXX	XXX
31	Aaron Morris	3/0	...	...	...	XXX	...	XXX	XXX
32	Mitch Leigber	7/0	XXX	XXX	XXX	XXX	XXX	XXX	XXX
33	Alaka'i Gilman	7/7	START	START	START	START	START	START	START
33	Kenaj Washington	0/0	...	...	...	...	...	...	...
34	Caleb Hampton	0/0	...	...	...	...	...	...	...
35	Matt Rose	7/0	XXX	XXX	XXX	XXX	XXX	XXX	XXX
36	Tre Williams	0/0	...	...	...	...	...	...	...
37	Aidan Flintoft	5/0	...	XXX	...	XXX	XXX	XXX	XXX
37	Myles Libman	0/0	...	...	...	...	...	...	...
38	Brendon Barrow	0/0	...	...	...	...	...	...	...
38	Kale Lucas	0/0	...	...	...	...	...	...	...
39	Brayden Hagle	0/0	...	...	...	...	...	...	...
39	Tyler Kuo	0/0	...	...	...	...	...	...	...
40	Tobin Phillips	7/3	START	START	START	XXX	XXX	XXX	XXX
41	Anson Pulsipher	0/0	...	...	...	...	...	...	...
42	Bailey Parsons	7/0	XXX	XXX	XXX	XXX	XXX	XXX	XXX
43	Joshua Karty	7/0	XXX	XXX	XXX	XXX	XXX	XXX	XXX
44	Ernest Cooper	5/0	XXX	XXX	...	XXX	XXX	XXX	...
45	Omar Staples	0/0	...	...	...	...	...	...	...
46	Chico Holt	0/0	...	...	...	...	...	...	...
46	Caymus Rooney	0/0	...	...	...	...	...	...	...
47	Caleb Ellis	2/0	...	XXX	...	XXX	...	...	...

# 2023 STATISTICS

##	Player	GP-GS	Hawaii	USC	SacSt	UA	Oregon	CU	UCLA
47	Alejandro Chavez	0/0	...	...	...	...	...	...	...
48	Benjamin Hudson	5/0	XXX	XXX	XXX	XXX	XXX	...	...
49	Evan Jackson	0/0	...	...	...	...	...	...	...
49	Adam Rourke	0/0	...	...	...	...	...	...	...
50	R.J. Gaskins	1/0	...	...	...	XXX	...	...	...
51	Jaxson Moi	7/2	XXX	XXX	START	XXX	XXX	XXX	START
52	Lucas Heyer	3/0	...	XXX	XXX	XXX	...	...	...
53	Carson Berger	0/0	...	...	...	...	...	...	...
54	Kiersten Lee	0/0	...	...	...	...	...	...	...
55	Matthew Merritt	1/0	...	...	...	...	...	...	XXX
55	Simione Pale	5/5	START	START	START	...	...	START	START
56	Miles McGee	0/0	...	...	...	...	...	...	...
57	Spencer Lytle	6/0	XXX	XXX	XXX	XXX	XXX	XXX	...
57	Levi Rogers	7/7	START	START	START	START	START	START	START
58	Alec Bank	1/0	...	XXX	...	...	...	...	...
61	Trevor Mayberry	6/6	START	START	START	...	START	START	START
65	Allen Thomason	0/0	...	...	...	...	...	...	...
67	Fisher Anderson	7/3	XXX	XXX	XXX	XXX	START	START	START
69	Jake Maikkula	3/0	...	XXX	...	...	XXX	XXX	...
71	Connor McLaughlin	7/6	START	XXX	START	START	START	START	START
72	Austin Uke	2/1	...	XXX	...	START	...	...	...
73	Charlie Symonds	0/0	...	...	...	...	...	...	...
74	James Pogorelc	7/2	START	START	XXX	XXX	XXX	XXX	XXX
75	Braden Marceau-Olayinka	0/0	...	...	...	...	...	...	...
76	Jack Leyrer	6/3	...	START	START	START	XXX	XXX	XXX
77	Logan Berzins	7/2	XXX	XXX	XXX	START	START	XXX	XXX
78	Luke Baklenko	0/0	...	...	...	...	...	...	...
80	David Kasemervisz	4/0	...	...	...	XXX	XXX	XXX	XXX
81	Ahmari Borden	0/0	...	...	...	...	...	...	...
82	Jayson Raines	7/0	XXX	XXX	XXX	XXX	XXX	XXX	XXX
83	Jackson Harris	0/0	...	...	...	...	...	...	...
84	Benjamin Yurosek	6/6	START	START	START	START	START	START	...
85	Shield Taylor	5/0	XXX	XXX	XXX	XXX	...	XXX	...
86	Sam Roush	7/5	START	START	XXX	START	START	XXX	START
87	Jason Thompson	5/0	XXX	XXX	...	...	XXX	XXX	XXX
88	C.J. Hawkins	0/0	...	...	...	...	...	...	...
89	Lukas Ungar	4/0	...	...	XXX	...	XXX	XXX	XXX
90	Gavin Geweniger	0/0	...	...	...	...	...	...	...
91	Pat Caughey	4/0	...	...	...	XXX	XXX	XXX	XXX
92	Lance Keneley	7/7	START	START	START	START	START	START	START
93	Peyton Warford	7/0	XXX	XXX	XXX	XXX	XXX	XXX	XXX
94	Anthony Franklin	7/7	START	START	START	START	START	START	START
95	Aristotle Taylor	0/0	...	...	...	...	...	...	...
97	Zach Rowell	1/0	...	...	...	...	...	...	XXX
98	Zach Buckley	7/3	XXX	XXX	XXX	START	START	START	XXX
99	Zephron Lester	1/0	...	...	...	...	XXX	...	...

# 2023 STATISTICS

## Total Tackles

Player	S-A	Total	Hawaii	USC	SacSt	UA	Oregon	CU	UCLA
Gaethan Bernadel	28-22	50	2-0	5-1	4-6	3-1	4-3	7-2	3-9
Collin Wright	34-8	42	-	10-0	5-1	3-1	3-3	6-1	7-2
Tristan Sinclair	27-13	40	4-1	5-1	5-1	2-3	3-3	5-0	3-4
Alaka'i Gilman	25-15	40	7-0	3-2	2-3	3-5	1-1	6-1	3-3
Scotty Edwards	19-13	32	5-1	3-0	3-3	3-3	1-1	3-0	1-5
David Bailey	16-8	24	6-0	3-0	1-1	2-3	2-1	1-1	1-2
Lance Keneley	12-12	24	0-1	1-0	3-2	1-4	1-0	4-0	2-5
Mitch Leigber	14-7	21	0-1	1-2	3-1	1-0	4-2	3-1	2-0
Zahran Manley	15-4	19	1-0	2-0	3-1	1-1	2-1	2-0	4-1
Spencer Jorgensen	10-9	19	1-0	1-1	0-1	1-1	3-3	3-0	1-3
Tevarua Tafiti	10-9	19	-	-	1-1	1-0	1-2	4-1	3-5
Anthony Franklin	8-9	17	2-0	2-0	0-4	1-4	1-0	1-0	1-1
Jaden Slocum	9-6	15	4-0	1-0	DNP	3-1	0-4	-	1-1
Matt Rose	8-3	11	2-0	1-0	1-1	-	-	2-0	2-2
Wilfredo Aybar	7-2	9	-	-	1-1	2-0	1-0	1-0	2-1
Tobin Phillips	2-6	8	-	0-1	0-2	1-2	-	-	1-1
Jaxson Moi	3-3	6	1-0	1-0	0-1	0-1	1-1	-	-
Terian Williams	3-2	5	DNP	3-2	DNP	DNP	DNP	DNP	DNP
Jshawn Frausto-Ramos	3-1	4	-	-	-	-	-	3-1	-
Aaron Armitage	2-2	4	1-0	DNP	DNP	DNP	0-1	1-0	0-1
Zach Buckey	2-2	4	-	-	1-0	1-2	-	-	-
Zach Rowell	1-2	3	DNP	DNP	DNP	DNP	DNP	DNP	1-2
Pat Caughey	0-3	3	DNP	DNP	DNP	-	-	-	0-3
Jayson Raines	1-1	2	-	-	-	-	0-1	-	1-0
Peyton Warford	1-1	2	-	1-0	-	0-1	-	-	-
Ashton Daniels	1-0	1	-	1-0	-	-	-	-	-
Jimmy Wyrick	1-0	1	1-0	DNP	DNP	DNP	DNP	DNP	DNP
Tiger Bachmeier	1-0	1	-	-	-	-	-	-	1-0
Omari Porter	1-0	1	-	1-0	-	-	-	-	-
Aaron Morris	1-0	1	DNP	DNP	DNP	1-0	DNP	-	-
Spencer Lytle	1-0	1	-	1-0	-	-	-	-	DNP
Ernest Cooper	0-1	1	-	-	DNP	-	0-1	-	DNP
Matthew Merritt	0-1	1	DNP	DNP	DNP	DNP	DNP	DNP	0-1
Sam Roush	0-1	1	-	-	-	0-1	-	-	-

# 2023 STATISTICS

## Rushing

Player	No-Yds/TD	Hawaii	USC	SacSt	UA	Oregon	CU	UCLA
Justin Lamson	68-159/2	-	16-36/1	9-3/0	13-57/0	22-32/0	7-30/1	1-1/0
Ashton Daniels	50-88/0	11-42/0	3-9/0	5-20/0	6--11/0	3-0/0	16-39/0	6--11/0
E.J. Smith	35-174/1	4-14/1	5-50/0	9-71/0	1-0/0	6-25/0	6-16/0	4--2/0
Casey Filkins	33-206/1	6-67/0	5-63/0	13-54/1	-	7-13/0	2-9/0	-
Sedrick Irvin	22-105/1	1--1/0	4-22/0	DNP	10-66/1	4-2/0	DNP	3-16/0
Ryan Butler	15-53/0	8-30/0	1-1/0	4-23/0	-	2--1/0	-	DNP
Bryce Farrell	15-47/3	2-10/1	2-9/0	1-4/0	4--4/1	-	4-21/1	2-7/0
Benjamin Yurosek	11-53/0	-	5-19/0	1-5/0	-	2-18/0	3-11/0	DNP
Mudia Reuben	2-11/0	-	-	-	-	-	1--2/0	1-13/0

## Receiving

Player	No-Yds/TD	Hawaii	USC	SacSt	UA	Oregon	CU	UCLA
Elic Ayomanor	36-591/4	3-27/0	1-11/0	4-89/1	4-41/0	3-39/0	13-294/3	8-90/0
Tiger Bachmeier	20-220/1	3-11/0	-	1-1/0	4-93/0	1-2/0	3-38/0	8-75/1
Benjamin Yurosek	16-239/1	9-138/1	4-54/0	-	2-35/0	-	1-12/0	DNP
Bryce Farrell	15-139/1	1-12/0	1-13/0	2-16/0	2-27/0	1-14/0	4-26/1	4-31/0
Mudia Reuben	13-172/0	2-13/0	-	3-79/0	1-16/0	4-40/0	2-10/0	1-14/0
E.J. Smith	10-67/0	1--2/0	2-20/0	1-22/0	-	1-3/0	3-4/0	2-20/0
Sam Roush	9-84/0	-	-	-	3-26/0	1-5/0	1-15/0	4-38/0
John Humphreys	5-71/1	3-29/1	2-42/0	DNP	DNP	DNP	DNP	DNP
Casey Filkins	5-38/0	1-5/0	-	-	1-3/0	3-30/0	-	-
Jayson Raines	1-11/0	1-11/0	-	-	-	-	-	-
Sedrick Irvin	1-5/0	-	-	DNP	1-5/0	-	DNP	-
Ryan Butler	1-4/0	1-4/0	-	-	-	-	-	DNP
Lukas Ungar	1-0/0	DNP	DNP	-	DNP	-	1-0/0	-

## Punt Returns

Player	No-Yds	Hawaii	USC	SacSt	UA	Oregon	CU	UCLA
Casey Filkins	2-14	1-14	-	1-0	-	-	-	-
Bryce Farrell	1-1	-	-	-	-	-	-	1-1

## Kick Returns

Player	No-Yds	Hawaii	USC	SacSt	UA	Oregon	CU	UCLA
Bryce Farrell	9-163	-	2-45	4-73	-	1-23	2-22	-
Jason Thompson	4-61	-	-	DNP	DNP	-	-	4-61
E.J. Smith	1-12	-	1-12	-	-	-	-	-

## Interceptions Returns

Player	No-Yds	Hawaii	USC	SacSt	UA	Oregon	CU	UCLA
Scotty Edwards	1-5	-	-	1-5	-	-	-	-
Collin Wright	1-0	-	-	1-0	-	-	-	-
Alaka'i Gilman	1-0	-	-	-	-	-	1-0	-

## Fumble Returns

Player	No-Yds	Hawaii	USC	SacSt	UA	Oregon	CU	UCLA
--------	--------	--------	-----	-------	----	--------	----	------

# 2023 STATISTICS



## 2023-24 Stanford Football Sacks Game-by-Game All games

Page 1/1  
as of Oct 23, 2023

Player	UA-A	Total	Hawaii	USC	SacSt	UA	Oregon	CU	UCLA
David Bailey	5-0	5	3-20	-	-	1-1	-	-	1-3
Anthony Franklin	1-1	1.5	1-7	-	-	0.5-3	-	-	-
Collin Wright	1-0	1	-	-	-	-	-	1-11	-
Tristan Sinclair	1-0	1	-	-	-	-	-	-	1-1
Aaron Armitage	1-0	1	1-2	DNP	DNP	DNP	-	-	-
Spencer Jorgensen	1-0	1	-	-	-	-	-	1-5	-
Tevarua Tafiti	1-0	1	-	-	-	-	-	-	1-6
Scotty Edwards	1-0	1	1-12	-	-	-	-	-	-
Mitch Leigber	1-0	1	-	-	-	-	-	1-21	-
Lance Keneley	1-0	1	-	-	-	-	-	1-12	-
Zach Rowell	1-0	1	DNP	DNP	DNP	DNP	DNP	DNP	1-6
Zach Buckey	0-1	0.5	-	-	-	0.5-4	-	-	-



## 2023-24 Stanford Football Tackles For Loss Game-by-Game All games

Page 1/1  
as of Oct 23, 2023

Player	UA-A	Total	Hawaii	USC	SacSt	UA	Oregon	CU	UCLA
David Bailey	6-0	6.0	4.0-25	-	-	1.0-1	-	-	1.0-3
Collin Wright	5-0	5.0	-	1.0-3	1.0-1	-	-	1.0-11	2.0-2
Gaethan Bernadel	3-0	3.0	-	1.0-6	-	-	-	1.0-1	1.0-1
Spencer Jorgensen	2-1	2.5	-	-	-	-	1.0-1	1.0-5	0.5-0
Lance Keneley	2-1	2.5	-	-	1.0-1	-	-	1.0-12	0.5-1
Zahran Manley	2-0	2.0	-	-	-	1.0-1	1.0-2	-	-
Tristan Sinclair	2-0	2.0	1.0-3	-	-	-	-	-	1.0-1
Anthony Franklin	1-2	2.0	1.0-7	-	0.5-2	0.5-3	-	-	-
Scotty Edwards	1-1	1.5	1.0-12	-	-	-	-	-	0.5-1
Tobin Phillips	1-1	1.5	-	-	0.5-2	-	-	-	1.0-5
Aaron Armitage	1-0	1.0	1.0-2	DNP	DNP	DNP	-	-	-
Tevarua Tafiti	1-0	1.0	-	-	-	-	-	-	1.0-6
Mitch Leigber	1-0	1.0	-	-	-	-	-	1.0-21	-
Zach Rowell	1-0	1.0	DNP	DNP	DNP	DNP	DNP	DNP	1.0-6
Pat Caughey	0-2	1.0	DNP	DNP	DNP	-	-	-	1.0-1
Matt Rose	0-1	0.5	-	-	-	-	-	-	0.5-1
Zach Buckey	0-1	0.5	-	-	-	0.5-4	-	-	-



# 2023 STATISTICS

## Stanford Inside Opponent Red-Zone

Date	Opponent	Score	Times	Times	Total	Rush Pass FGs					Failed to score inside RZ				
			In RZ	Scored	Pts	TDs	TDs	TDs	Made	FGA	Down	Int	Fumb	Half	Game
09/01/2023	at Hawaii	W 37-24	5	5	27	3	2	1	2	2	0	0	0	0	0
09/09/2023	at Southern California	L 10-56	3	2	10	1	1	0	1	1	1	0	0	0	0
09/16/2023	Sacramento St.	L 23-30	3	2	10	1	1	0	1	1	0	1	0	0	0
09/23/2023	Arizona	L 20-21	3	3	17	2	2	0	1	1	0	0	0	0	0
09/30/2023	Oregon	L 6-42	1	1	3	0	0	0	1	1	0	0	0	0	0
10/13/2023	at Colorado	W 46-43	5	4	23	3	2	1	1	2	0	0	0	0	0
10/21/2023	UCLA	L 7-42	1	1	7	1	0	1	0	0	0	0	0	0	0
<b>Totals 18 of 21 (85.7%)</b>			<b>21</b>	<b>18</b>	<b>97</b>	<b>11</b>	<b>8</b>	<b>3</b>	<b>7</b>	<b>8</b>	<b>1</b>	<b>1</b>	<b>0</b>	<b>0</b>	<b>0</b>

## Opponents Inside Stanford Red-Zone

Date	Opponent	Score	Times	Times	Total	Rush Pass FGs					Failed to score inside RZ				
			In RZ	Scored	Pts	TDs	TDs	TDs	Made	FGA	Down	Int	Fumb	Half	Game
09/01/2023	Hawaii	W 37-24	4	3	18	2	0	2	1	1	1	0	0	0	0
09/09/2023	Southern California	L 10-56	5	5	35	5	3	2	0	0	0	0	0	0	0
09/16/2023	Sacramento St.	L 23-30	5	4	20	2	2	0	2	2	0	1	0	0	0
09/23/2023	Arizona	L 20-21	2	2	14	2	2	0	0	0	0	0	0	0	0
09/30/2023	Oregon	L 6-42	5	4	28	4	1	3	0	1	0	0	0	0	0
10/13/2023	Colorado	W 46-43	5	4	28	4	1	3	0	0	0	1	0	0	0
10/21/2023	UCLA	L 7-42	6	5	35	5	3	2	0	1	0	0	0	0	0
<b>Totals 27 of 32 (84.4%)</b>			<b>32</b>	<b>27</b>	<b>178</b>	<b>24</b>	<b>12</b>	<b>12</b>	<b>3</b>	<b>5</b>	<b>1</b>	<b>2</b>	<b>0</b>	<b>0</b>	<b>0</b>

# 2023 STATISTICS

## 3rd-Down Conversions

Date	Opponent	Score	Overall	1st Qtr	2nd Qtr	3rd Qtr	4th Qtr	Overtime
09/01/2023	at Hawaii	W 37-24	7-14 50.0	2-4 50.0	3-4 75.0	2-4 50.0	0-2 0.0	0-0 0.0
09/09/2023	at Southern California	L 10-56	4-13 30.8	0-2 0.0	1-4 25.0	1-4 25.0	2-3 66.7	0-0 0.0
09/16/2023	Sacramento St.	L 23-30	7-14 50.0	2-2 100.0	2-4 50.0	1-2 50.0	2-6 33.3	0-0 0.0
09/23/2023	Arizona	L 20-21	7-16 43.8	1-4 25.0	2-4 50.0	3-4 75.0	1-4 25.0	0-0 0.0
09/30/2023	Oregon	L 6-42	6-18 33.3	3-7 42.9	0-3 0.0	2-4 50.0	1-4 25.0	0-0 0.0
10/13/2023	at Colorado	Wot2 46-43	10-18 55.6	2-4 50.0	3-7 42.9	2-2 100.0	2-4 50.0	0-0 0.0
10/21/2023	UCLA	L 7-42	1-12 8.3	0-2 0.0	0-3 0.0	1-5 20.0	0-2 0.0	0-0 0.0
<b>Stanford</b>			<b>42-105 40.0</b>	<b>10-25 40.0</b>	<b>11-29 37.9</b>	<b>12-25 48.0</b>	<b>8-25 32.0</b>	<b>0-0 0.0</b>
<b>Opponents</b>			<b>51-93 54.8</b>	<b>10-21 47.6</b>	<b>18-25 72.0</b>	<b>8-22 36.4</b>	<b>14-23 60.9</b>	<b>1-1 100.0</b>

## 4th-Down Conversions

Date	Opponent	Score	Overall	1st Qtr	2nd Qtr	3rd Qtr	4th Qtr	Overtime
09/01/2023	at Hawaii	W 37-24	0-0 0.0	0-0 0.0	0-0 0.0	0-0 0.0	0-0 0.0	0-0 0.0
09/09/2023	at Southern California	L 10-56	0-1 0.0	0-0 0.0	0-0 0.0	0-1 0.0	0-0 0.0	0-0 0.0
09/16/2023	Sacramento St.	L 23-30	0-1 0.0	0-0 0.0	0-0 0.0	0-0 0.0	0-1 0.0	0-0 0.0
09/23/2023	Arizona	L 20-21	1-1 100.0	0-0 0.0	0-0 0.0	0-0 0.0	1-1 100.0	0-0 0.0
09/30/2023	Oregon	L 6-42	3-6 50.0	2-2 100.0	0-0 0.0	0-1 0.0	1-3 33.3	0-0 0.0
10/13/2023	at Colorado	Wot2 46-43	0-1 0.0	0-0 0.0	0-1 0.0	0-0 0.0	0-0 0.0	0-0 0.0
10/21/2023	UCLA	L 7-42	0-4 0.0	0-0 0.0	0-0 0.0	0-3 0.0	0-1 0.0	0-0 0.0
<b>Stanford</b>			<b>4-14 28.6</b>	<b>2-2 100.0</b>	<b>0-1 0.0</b>	<b>0-5 0.0</b>	<b>2-6 33.3</b>	<b>0-0 0.0</b>
<b>Opponents</b>			<b>4-10 40.0</b>	<b>0-1 0.0</b>	<b>0-0 0.0</b>	<b>3-7 42.9</b>	<b>1-2 50.0</b>	<b>0-0 0.0</b>

## Time of Possession

Date	Opponent	Score	Overall	1st Qtr	2nd Qtr	3rd Qtr	4th Qtr	Overtime
09/01/2023	at Hawaii	W 37-24	34:15	06:35	08:59	10:21	08:20	00:00
09/09/2023	at Southern California	L 10-56	32:08	04:35	09:24	08:58	09:11	00:00
09/16/2023	Sacramento St.	L 23-30	29:03	06:36	06:44	06:25	09:18	00:00
09/23/2023	Arizona	L 20-21	31:09	07:25	08:19	07:26	07:59	00:00
09/30/2023	Oregon	L 6-42	35:36	07:42	12:30	05:37	09:47	00:00
10/13/2023	at Colorado	Wot2 46-43	34:42	05:08	12:48	03:44	13:02	00:00
10/21/2023	UCLA	L 7-42	23:04	03:15	07:53	07:19	04:37	00:00
<b>Stanford</b>			<b>Total 219:57</b>	<b>41:16</b>	<b>66:37</b>	<b>49:50</b>	<b>62:14</b>	<b>00:00</b>
			<b>Avg. 31:25</b>	<b>05:54</b>	<b>09:31</b>	<b>07:07</b>	<b>08:53</b>	<b>00:00</b>
<b>Opponents</b>			<b>Total 200:03</b>	<b>47:04</b>	<b>55:03</b>	<b>46:32</b>	<b>51:24</b>	<b>00:00</b>
			<b>Avg. 28:35</b>	<b>06:43</b>	<b>07:52</b>	<b>06:39</b>	<b>07:21</b>	<b>00:00</b>

# 2023 STATISTICS

Opponent	Score	First Downs				Pen	Rushing Number-Yards	Passing		Total Offense Plays-Yards	Return Yards	Turn- Overs
		Total	Rush	Pass	Comp-Att.-Int			Yards				
Hawaii	37-24	25 / 20	6 / 2	13 / 16	6 / 2	34-158 / 16--5	25-36-0 / 30-53-0	248 / 355	70-406 / 69-350	14 / 81	0 / 0	
Southern California	10-56	20 / 27	9 / 9	7 / 18	4 / 0	41-209 / 28-180	10-25-1 / 30-36-0	140 / 393	66-349 / 64-573	57 / 138	3 / 0	
Sacramento St.	23-30	18 / 23	10 / 10	8 / 12	0 / 1	42-180 / 36-169	11-24-2 / 21-33-2	207 / 279	66-387 / 69-448	78 / 0	2 / 2	
Arizona	20-21	18 / 20	6 / 10	11 / 10	1 / 0	34-108 / 37-145	18-32-0 / 18-30-0	246 / 204	66-354 / 67-349	0 / 16	0 / 0	
Oregon	6-42	16 / 26	9 / 13	6 / 13	1 / 0	46-89 / 28-208	14-24-0 / 28-33-0	133 / 298	70-222 / 61-506	23 / 20	0 / 0	
Colorado	46-43	30 / 32	9 / 11	17 / 19	4 / 2	39-124 / 35-132	28-49-0 / 33-47-1	399 / 400	88-523 / 82-532	22 / 6	0 / 1	
UCLA	7-42	15 / 32	3 / 14	10 / 13	2 / 5	17-24 / 54-221	27-45-1 / 25-34-0	268 / 282	62-292 / 88-503	62 / 14	2 / 0	
<b>Totals</b>	<b>149-258</b>	<b>142 / 180</b>	<b>52 / 69</b>	<b>72 / 101</b>	<b>18 / 10</b>	<b>253-892 / 234-1050</b>	<b>133-235-4 / 185-266-3</b>	<b>1641 / 2211</b>	<b>488-2533 / 500-3261</b>	<b>256 / 275</b>	<b>7 / 3</b>	

Opponents	3rd Down Conversion	4th Down Conversion	Time of Possession	TOP Margin	Avg Yds/Rush	Avg Yds/Pass	Avg Yds/Play	Punting Number-Avg	Penalties Number-Yards	Sacks
Southern California	4-13 / 4-9	0-1 / 0-0	32:08 / 27:52	04:16	5.1 / 6.4	5.6 / 10.9	5.3 / 9.0	7-47.9 / 5-42.2	5-40.0 / 11-130.0	0 / 2
Sacramento St.	7-14 / 11-16	0-1 / 1-1	29:03 / 30:57	-01:54	4.3 / 4.7	8.6 / 8.5	5.9 / 6.5	2-40.0 / 1-46.0	8-65.0 / 6-50.0	0 / 6
Arizona	7-16 / 6-13	1-1 / 1-2	31:09 / 28:51	02:18	3.2 / 3.9	7.7 / 6.8	5.4 / 5.2	4-42.5 / 5-38.2	6-45.0 / 5-36.0	2 / 5
Oregon	6-18 / 6-9	3-6 / 1-1	35:36 / 24:24	11:12	1.9 / 7.4	5.5 / 9.0	3.2 / 8.3	4-41.0 / 2-50.5	4-25.0 / 2-20.0	0 / 5
Colorado	10-18 / 6-13	0-1 / 0-2	34:42 / 25:18	09:24	3.2 / 3.8	8.1 / 8.5	5.9 / 6.5	3-34.7 / 3-42.7	7-74.0 / 17-127.0	4 / 3
UCLA	1-12 / 10-17	0-4 / 0-1	23:04 / 36:56	-13:52	1.4 / 4.1	6.0 / 8.3	4.7 / 5.7	7-42.1 / 3-43.0	10-113.0 / 5-40.0	4 / 4
<b>Totals</b>	<b>42-105 / 51-93</b>	<b>4-14 / 4-10</b>	<b>219:57 / 200:03</b>	<b>19:54</b>	<b>3.5 / 4.5</b>	<b>7.0 / 8.3</b>	<b>5.2 / 6.5</b>	<b>30-43.4 / 24-42.5</b>	<b>49-443.0 / 57-517.0</b>	<b>16 / 25</b>

Note: Game totals are displayed in the format TEAM/OPPONENT for each category

Player	Total	Hawaii	USC	SacSt	UA	Oregon	CU	UCLA
Elic Ayomanor	591	27	11	89	41	39	294	90
Bryce Farrell	350	22	67	93	23	37	69	39
Benjamin Yurosek	292	138	73	5	35	18	23	DNP
Casey Filkins	258	86	63	54	3	43	9	-
E.J. Smith	253	12	82	93	-	28	20	18
Tiger Bachmeier	220	11	-	1	93	2	38	75
Mudia Reuben	183	13	-	79	16	40	8	27
Justin Lamson	159	-	36	3	57	32	30	1
Sedrick Irvin	110	-1	22	DNP	71	2	DNP	16
Ashton Daniels	88	42	9	20	-11	-	39	-11
Sam Roush	84	-	-	-	26	5	15	38
John Humphreys	71	29	42	DNP	DNP	DNP	DNP	DNP
Jason Thompson	61	-	-	DNP	DNP	-	-	61
Ryan Butler	57	34	1	23	-	-1	-	DNP
Jayson Raines	11	11	-	-	-	-	-	-
Scotty Edwards	5	-	-	5	-	-	-	-