

## 2019 HORNETS SCHEDULE

DATE	OPPONENT	TIME (PT)
Feb. 16	NORTH DAKOTA STATE	L, 9-1
Feb. 17	NORTH DAKOTA STATE (G1)	W, 2-1
	NORTH DAKOTA STATE (G2)	W, 8-3
Feb. 21	at Pacific	L, 11-3
Feb. 22	at Pacific	L, 6-3
Feb. 23	PACIFIC	W, 5-2
Feb. 24	PACIFIC	L, 6-2
Feb. 27	at UC Davis	Canceled
March 1	at #3 UCLA	L, 2-1
March 3	at #3 UCLA (G1)	L, 6-0
	at #3 UCLA (G2)	W, 2-1
March 5	at Saint Mary's	L, 10-1
March 8	TOWSON (G1)	W, 5-0
	TOWSON (G2)	W, 1-0
March 9	TOWSON (G1)	W, 13-4
	TOWSON (G2)	W, 12-2
March 12	UC DAVIS	W, 8-2
March 15	RIDER	W, 5-4
March 16	RIDER	W, 6-3
March 17	RIDER	W, 7-0
March 19	SAN JOSE STATE	W, 7-2
March 22	UT RIO GRANDE VALLEY*W, 5-4 (10)	
March 23	UT RIO GRANDE VALLEY*	W, 7-1
March 24	UT RIO GRANDE VALLEY*	L, 5-3
March 26	CAL	W, 6-0
March 29	at Cal Baptist*	W, 21-10
March 30	at Cal Baptist*	L, 6-5
March 31	at Cal Baptist*	W, 1-0
April 2	MENLO COLLEGE	Canceled
April 3	at Nevada	L, 6-2
April 5	CSU BAKERSFIELD*	W, 4-3 (10)
April 6	CSU BAKERSFIELD*	W, 10-7
April 7	CSU BAKERSFIELD*	W, 5-4
April 9	at Santa Clara	L, 11-0
April 12	at Seattle U (G1)*	L, 4-2
	at Seattle U (G2)*	W, 9-3
April 13	at Seattle U*	W, 6-2
April 17	at Illinois State	L, 2-1
April 18	at Chicago State*	W, 13-3 (8)
April 19	at Chicago State*	W, 7-5
April 20	at Chicago State*	W, 10-1
April 23	at Cal	L, 12-4
April 26	NEW MEXICO STATE*	W, 4-3
April 27	NEW MEXICO STATE*	L, 12-4
April 28	NEW MEXICO STATE*	L, 3-2
April 30	at San Francisco	L, 3-2
May 3	at Northern Colorado*	L, 8-6
May 4	at Northern Colorado*	W, 15-10
May 5	at Northern Colorado*	W, 12-2
May 7	NEVADA	W, 4-3
May 10	at Utah Valley*	L, 6-2
May 11	at Utah Valley*	W, 5-4
May 12	at Utah Valley*	L, 14-4 (7)
May 14	SAINT MARY'S	L, 6-3
May 16	GRAND CANYON*	L, 5-2 (1)
May 17	GRAND CANYON*	W, 3-2
May 18	GRAND CANYON*	W, 2-1
May 22	vs. Utah Valley^	L, 4-2
May 23	vs. CSU Bakersfield^	W, 7-3
May 24	vs. UT Rio Grande Valley^	W, 6-2
	vs. Utah Valley^	W, 6-4
May 25	vs. New Mexico State^	W, 6-4 (10)
	vs. Grand Canyon^	W, 4-3 (11)
May 26	vs. Grand Canyon^	W, 5-4
May 31 - June 3	at NCAA Regional (Stanford)	

All times Pacific

**BOLD CAPS** played at John Smith Field

\*Western Athletic Conference (WAC) games

^WAC Tournament at Hohokam Stadium, Mesa, Ariz.

# SACRAMENTO STATE HORNETS

## SACRAMENTO STATE BASEBALL 2019 SERIES NOTES

BSB Contact: Robert Barsanti • Phone: (O) 916-278-6896 • (C) 408-710-7961 • Email: r.barsanti@csus.edu

### STANFORD NCAA REGIONAL TOURNAMENT

## SACRAMENTO STATE HORNETS (39-23, 18-9 WAC)

- AT -

### 2019 STANFORD NCAA REGIONAL

Friday, May 31 - Monday, June 3 • Sunken Diamond (4,000) • Stanford, Calif.



1. Stanford  
(41-11, 22-7 Pac-12)



2. UC Santa Barbara  
(45-9, 19-5 Big West)



3. Fresno State  
(38-14-1, 20-8-1 MWC)



4. Sacramento State  
(39-23, 18-9 WAC)

### LEADING OFF

**BACK TO REGIONALS** Sacramento State will be making its third ever Div. I NCAA Regionals appearance after winning the 2019 WAC Tournament for the third time in six seasons. The 2014 team made the program's first appearance in the Div. I NCAA Regionals and returned in 2017, also at Stanford.

**CHAMPIONSHIP EXPERIENCE** Sacramento State's WAC Tournament win was the team's third since 2014. In the last eight seasons (since 2012), the Hornets have appeared in the WAC Tournament's championship game five times, including each of the last three seasons.

**CALIFORNIA LEADERS** Sacramento State is the only Div. I baseball program in California with 30 or more wins in each of the last eight seasons (2012-19).

### AROUND THE HORN

# 6

Consecutive wins in the 2019 WAC Tournament, most ever by a team in the WAC tournament.

# 8

Consecutive seasons with 30+ wins, the longest active streak among DI California programs.

# 3

WAC Tournament Championships since 2014. No other program has won more than one in that time.

### PROBABLE LINEUP

#### Projected Lineup

No.	Cl.	Pos.	Name	AVG	HR	RBI	Notable
24	Jr.	LF	Matt Smith	.318	6	36	All-WAC Tourn; .313, tourn.-high 10 hits, two HRs
15	So.	C	Dawsen Bacho	.277	8	53	WAC Tourn. MVP; hit .323 with 3 HRs and 8 RBIs
8	So.	3B	Steven Moretto	.215	9	38	Hornets' active career home run leader (16)
7	So.	SS	Keith Torres	.243	0	21	Leads the WAC with 49 walks (25th NCAA)
4	Jr.	2B	Ryan Walstad	.248	2	16	All-WAC Tourn; .308, 7 runs, three doubles
5	So.	DH	Dylan McPhillips	.238	3	16	Walk-off double vs. Grand Canyon in WAC Tourn.
19	Fr.	1B	Martin Vincelli-Simard	.214	6	37	Leads Hornet freshmen with 55 starts this season
6	Fr.	RF	Trevor Doyle	.200	0	18	Led WAC Tourn. with four sacrifice bunts
2	Sr.	CF	Bronson Grubbs	.226	0	24	Stole five bases in first 22 games, none in last 40

#### Potential Starters

No.	Cl.	Pos.	Name	G/GS	W-L	ERA	IP	Notable
17	Jr.	RHP	Austin Roberts	21/9	4-4	3.18	70.2	3-for-3 in save opportunities in WAC Tourn.
35	So.	RHP	Scott Randall	16/14	8-1	2.50	90.0	2.50 ERA is third lowest among qualified WAC pitchers
16	Jr.	RHP	Parker Brahms	18/15	4-4	4.52	75.2	Third on Sacramento State's career strikeout list

## QUICK FACTS

### GENERAL

Location	Sacramento, Calif.
Founded	1947
Enrollment	31,191
Nickname	Hornets
Colors	Green & Gold
Home Facility	John Smith Field
Capacity	1,200
Affiliation	NCAA Division I
Conference	Western Athletic (WAC)
President	Dr. Robert Nelsen
Athletics Director	Mark Orr
Faculty Athletic Rep.	Dr. Maureen Smith
Athletics Dept. Phone	(916) 278-6481
Ticket Office Phone	(916) 278-2222

### BASEBALL STAFF

Head Coach	Reggie Christiansen
Alma Mater, Yr.	Menlo College, 1998
Years at Sac State	9th Season
Record at Sac State	293-247 (.543)
Overall Record	400-389 (.507)
WAC Record at Sac State	131-95 (.579)
Associate Head Coach	Jake Angier
Alma Mater, Yr.	South Dakota State, 2007
Years at Sac State	Sixth Season
Assistant Coach	Tim Wheeler
Years at Sac State	Third Season
Assistant Volunteer Coach	Bill Kernen
Alma Mater, Yr.	University of Redlands, 1970
Years at Sac State	First Season
Dir. Ops/Analytics	Toby DeMello
Alma Mater, Yr.	Saint Mary's, 2012
Years at Sac State	First Season
Video Coordinator	Daniel Deo
Alma Mater, Yr.	Sacramento State, 2013
Years at Sac State	Fifth Season
Baseball Office Phone	(916) 278-4036

### MEDIA RELATIONS STAFF

Assistant Director	Robert Barsanti
Office Phone	(916) 278-6896
Cell Phone	(408) 710-7961
E-mail	r.barsanti@csus.edu
Media Relations Director	Brian Berger
E-mail	bwberger@csus.edu
Assistant Director	Ryan Bjork
E-mail	rbjork@csus.edu
Address	Athletics Center, Room 1210 Sacramento State 6000 J Street Sacramento, CA 95819-6099

## REGIONAL NOTES

### HOW TO WATCH

The 2019 Div. I NCAA Stanford Regional will be televised on the ESPN family of networks. Friday afternoon's game against the Stanford Cardinal has been confirmed for ESPN 3.

All Hornets postseason games will also include a live online radio broadcast with Sacramento State baseball play-by-play broadcaster, Anthony Rifenburg at [HornetSports.com/Radio](http://HornetSports.com/Radio).

Live stats for the regional will be provided by Stanford and the NCAA. Direct links to live stats can be found, as always, online on the 2019 Hornets baseball schedule.

### BACK TO THE REGIONAL

Sacramento State returns to the Div. I NCAA Regional for the third time in the last six seasons after winning the 2019 WAC Tournament. 2019 is the program's third ever regional appearance, also including 2014 and 2017.

The 2014 team advanced to the program's first Div. I NCAA Regional and competed in the San Luis Obispo regional, defeating and eliminating then #18 Arizona State.

In 2017, Sacramento State played in the Stanford Regional, going 0-2 in two games against then #8 Stanford and BYU.

### HORNETS SEASON AT A GLANCE

Sacramento State enters this weekend's regional with an overall record of 39-23 and a WAC record of 18-9, good for fourth in the conference.

The team's 33 regular season wins are its most since winning 35 regular season games in 2014 (40-24 overall). In addition, Sacramento State's 18 conference wins are its most since 2014 when the team went 21-6 in league play.

### MOST AMONG THE FOUR SEEDS

Sacramento State's 39 wins are most among all No. 4 seeds in the Div. I NCAA Regional tournaments across the country. Fordham is closest at 38-22 while the average 4-seed win total is just 32.

### EIGHT TIMES THIRTY

Sacramento State is the only Div. I baseball program in California with 30 or more wins in each of the last eight seasons (2012-19). Both the Hornets and Cal State Fullerton came into the 2019 campaign with 30+ wins in each season since 2012.

The Titans did not reach the 30-win mark this season, leaving the Hornets as the only Div. I program in California with 30+ wins in every season since 2012.

### BREAKING DOWN THE WAC

The 2019 season of WAC baseball was one of the most competitive in conference history. Five teams, including Sacramento State, finished within one game of each other at the top of the conference.

### WAC TOURNAMENT CHAMPS

For the third time in the last six seasons, Sacramento State won the WAC Tournament to clinch the conference's automatic bid in an NCAA Regional.

The No. 3 seed in the tournament, the Hornets lost their first round game before winning six straight elimination games, culminating in back-to-back wins against Gran Canyon, to clinch the tournament title.

### A TOURNAMENT OF FIRSTS

Sacramento State made history a number of times with its improbable run through the tournament. In the tournament's current six-team, double-elimination format, the Hornets are the first to:

- Win six games in the tournament
- Lose a first round game and advance to Saturday night's title game
- Lose a first round game and win the tournament
- Beat all five other teams in the tournament
- Eliminate all five other teams in the tournament

### WAC ALL-TOURNAMENT

Four Hornets were named to the WAC's all-Tournament team after their improbable run to the title. Sophomore catcher **Dawsen Bacho** was named the tournament MVP after hitting a team-high .323 with three home runs and eight RBIs.

Junior outfielder **Matt Smith** (.313, 10 hits, 2 HRs),

## FOLLOW YOUR HORNETS

### WATCH



ESPN3

### LISTEN



[HornetSports.com/Radio](http://HornetSports.com/Radio)

### LIVE STATS



[HornetSports.com](http://HornetSports.com)

All NCAA Stanford Regional games will broadcast on ESPN3. Audio-only broadcasts with Hornets play-by-play man Anthony Rifenburg will be available for all Hornet games at [HornetSports.com](http://HornetSports.com). Live stats for all games will be provided by the host institution, Stanford via NCAA.



[/SacramentoStateHornetBaseballFans](https://www.facebook.com/SacramentoStateHornetBaseballFans)



[@SacStateBaseball](https://www.instagram.com/@SacStateBaseball)



[@SacStBaseball](https://twitter.com/@SacStBaseball)

## REGIONAL NOTES

junior **Ryan Walstad** (.308, 7 runs, 3 2Bs), and sophomore reliever **Travis Martizia** (2-0, 1 Sv, tourn.-high 10.2 IP, 0.00 ERA) were also named to the team.

### BACK TO THE WAC TOURNEY

Sacramento State has appeared in eight consecutive WAC Tournaments (2012-19), the longest active streak among current WAC programs. CSU Bakersfield is next with seven straight tournaments.

### WAC CHAMPIONSHIPS APPEARANCES

Sacramento State has won three WAC Tournaments since 2012, more than any other current WAC program. The Hornets won their first tournament in 2014, then in 2017 and again in 2019. No other team has won more than once since 2012.

In addition, Sacramento State has appeared in five of eight WAC Tournament championship games since 2012, two more than any other team. They have appeared in each of the last three title games.

### EXCELLENT IN ELIMINATION GAMES

Since 2014, when the Hornets won their first WAC Tournament championship, Sacramento State is an incredible 17-3 in tournament elimination games.

### REGGIE REACHES 400

To make Sunday's championship win for Sacramento State even more special, the win was also career win number 400 for head coach Reggie Christiansen. Christiansen reached the milestone in what is his 14th season as a head coach and is 400-389 as a head coach. He is 389-361 at the Div. I level in 13 seasons with Sacramento State and South Dakota State.

### CHASING 40

Sacramento State comes into the Stanford Regional with 39 wins this season, most among all No. 4 seeds in the NCAA Tournament. The Hornets are looking for their first 40-win season since 2014 and second under Christiansen.

The 2014 squad also had 39 wins heading into regionals and picked up number 40 when they defeated and eliminated No. 18 Arizona State in the 2014 San Luis Obispo regional.

### THE HORNETS ARE HOT

The Hornets roll into this weekend's regional tournament winners of six straight games. During the stretch, the Hornets are hitting .265 with 18 extra base hits. On the mound, the staff owns a 2.53 ERA and just a .210 batting average against.

### CALIFORNIA LEADERS

Since the start of the 2012 season, Sacramento State has won 274 total games, tied for fifth most among all Div. I baseball programs in California. This is the top 10 for total wins in California since 2012, as of Wednesday, May 29:

Rk.	Program	Wins
1.	Cal State Fullerton	298
2.	UCLA	298
3.	Stanford	292
4.	UC Santa Barbara	276
5.	<b>Sacramento State</b>	<b>274</b>
	San Diego State	274
7.	Cal Poly	268
8.	UC Irvine	262
9.	San Diego	261
10.	Fresno State	252

### RANKED OPPONENTS

Sacramento State went 1-2 on the road in a weekend series at then No. 3 UCLA. The Bruins were the Hornets' 12th nationally-ranked opponent in the last five seasons. Their 2-1 win over No. 3 UCLA was the program's highest ranked win. Sacramento State also shutout Cal earlier this season, 6-0. The Bears cracked the top 25 at the end of the season.

Sacramento State recently defeated No. 4 Oregon State in 2014 and No. 5 LSU in 2016. The Hornets are 8-17 against top-25 teams over the last five seasons.

### WAC PLAYERS OF THE WEEK

Junior **Matt Smith** and senior **Tanner Dalton** were Sacramento State's only WAC Player of the Week selections this season. The duo were both selected in the same week. In the week they won the award, Smith hit .643 with a .737 OBP and a ridiculous 2.032 OPS while Dalton went 2-0 with a save and a 1.80 ERA in four games.

## HORNETS IN THE PROS

### JAMES OUTMAN, OF

**Drafted:** 7th Rd, 2018, LAD (2nd Season)

**Team (Lvl):** Great Lakes Loons (A)

### IAN DAWKINS, OF

**Drafted:** 27th Rd, 2018, CWS (2nd Season)

**Team (Lvl):** Kanapolis Intimidators (A)

### VINNY ESPOSITO, INF

**Drafted:** 34th Rd, 2018, DET (2nd Season)

**Team (Lvl):** Extended Spring Training

### JUSTIN DILLON, RHP

**Drafted:** 10th Rd, 2017, TOR (3rd Season)

**Team (Lvl):** Dunedin Blue Jays (A)

### SAM LONG, LHP

**Drafted:** 18th Rd, 2016, TB (4th Season)

**Team (Lvl):** Kanapolis Intimidators (A)

### GUNNER POLLMAN, C

**Drafted:** 26th Rd, 2016, MIA (4th Season)

**Team (Lvl):** Extended Spring Training

### SCOTTY BURCHAM, INF

**Drafted:** 25th Rd, 2015, COL (5th Season)

**Team (Lvl):** Hartford Yard Goats (AA)

### NATHAN LUKES, OF

**Drafted:** 7th Rd, 2015, CLE (5th Season)

**Team (Lvl):** Durham Bulls (AAA)

### RHYS HOSKINS, 1B

**Drafted:** 5th Rd, 2014, PHI (6th Season)

**Team (Lvl):** Philadelphia Phillies (MLB)

### MITCH LIVELY, RHP

**Drafted:** 16th Rd, 2007, COL (12th Season)

**Team (Lvl):** Chinatrust Brothers (CPBL)

## RECENT DRAFT PICKS

YR	NAME	ORG	RD
2018	James Outman (OF)*	LAD	7
	Ian Dawkins (OF)*	CWS	27
	Vinny Esposito (1B)*	DET	34
2017	Justin Dillon (P)*	TOR	10
2016	Tyler Beardsley (P)	MIN	16
	Sam Long (P)*	TB	18
	Gunner Pollman (C)*	MIA	26
2015	Nathan Lukes (OF)*	CLE	7
	Sutter McLoughlin (P)	PHI	22
	Scotty Burcham (SS)*	COL	25
	Brennan Leitao (P)	STL	26
	Ty Nichols (P)	TB	FA
2014	Rhys Hoskins (1B)*	PHI	5
	Alex Palsha (P)	NYM	27

\* Indicates Active Players

## AGAINST THE REGIONAL FIELD

### NO. 1 - #4 STANFORD

Sacramento State is 13-20 all-time against Stanford. The two teams last squared off in the 2017 Div. I Regional, also at Sunken Diamond, a 10-0 Hornets loss. Sacramento State last defeated the Cardinal in 2008, a 5-3 win at John Smith Field.

### NO. 2 - #19 UC SANTA BARBARA

The Hornets are 26-31 all-time against UC Santa Barbara. The Hornets and Gauchos last faced each other just last season in a three-game set in Santa Barbara. The Hornets took two of three in that series, outscoring the Gauchos, 16-13.

### NO. 3 - FRESNO STATE

Sacramento State is 20-59 all-time against the Fresno State Bulldogs. The two teams have not faced each other since 2017 when Fresno State took a midweek matchup, from the Hornets. Sacramento State last beat the Bulldogs in 2016, a 5-4 win in 11 innings at West Sacramento's Raley Field, home of the triple-A Sacramento River Cats.



## 2019 WAC AWARDS

### WAC ALL-TOURNAMENT TEAM

Ryan Eastburn	Utah Valley
Braden Williams	NM State
Brock Whittlesey	NM State
Austin Bull	Grand Canyon
Kade Mechals	Grand Canyon
Kona Quiggle	Grand Canyon
Pikai Winchester	Grand Canyon
<b>Travis Martizia</b>	<b>Sacramento State</b>
<b>Matt Smith</b>	<b>Sacramento State</b>
<b>Ryan Walstad</b>	<b>Sacramento State</b>
<b>MVP: Dawsen Bacho</b>	<b>Sacramento State</b>

### ALL-WAC FIRST TEAM

<b>Catcher: Dawsen Bacho, So.</b>	<b>Sac State</b>
First Base: Tristan Peterson, Jr.	NM State
Second Base: Nick Gonzales, So.	NM State
Shortstop: Joey Ortiz, Jr.	NM State
Third Base: Tyler Wyatt, Sr.	Grand Canyon
Outfield: Tristen Carranza, Sr.	NM State
Outfield: Jack Pauley, Sr.	Northern Colorado
<b>Outfield: Matt Smith, Jr.</b>	<b>Sacramento State</b>
Utility/DH: Ryan Mota, Sr.	California Baptist
At-Large: Eric Mingus, 3B, Sr.	NM State
SP: Kade Mechals, Jr.	Grand Canyon
SP: Logan Rinehart, Jr.	California Baptist
RP: Ryan Jackson, Sr.	UT Rio Grande Valley
At-Large: Chance Hroch, Jr.	NM State

### ALL-WAC SECOND TEAM

Catcher: Jake Ortega, Sr.	CSU Bakersfield
First Base: Cuba Bess, So.	Grand Canyon
Second Base: Luke Navigato, Sr.	Cal Baptist
Third Base: Tyler Jorgensen, Jr.	CSUB
Shortstop: Christian Sepulveda, Jr.	UTRGV
Outfield: Quin Cotton, Jr.	Grand Canyon
Outfield: Preston Pavlica, Sr.	Grand Canyon
Outfield: Kona Quiggle, Jr.	Grand Canyon
Utility/DH: Ryan Eastburn, Sr.	Utah Valley
At-Large: Chad Castillo, OF, Fr.	Cal Baptist
SP: Andrew Bash, Jr.	Cal Baptist
<b>SP: Scott Randall, So.</b>	<b>Sacramento State</b>
<b>RP: Tanner Dalton, Sr.</b>	<b>Sacramento State</b>
At-Large: Matt Mogollon, Gr.	Cal Baptist

### PLAYER OF THE YEAR

Joey Ortiz, Jr., SS New Mexico State

### PITCHER OF THE YEAR

Logan Rinehart, Jr., RHP California Baptist

### FRESHMAN OF THE YEAR

Pierson Ohl, Fr., RHP Grand Canyon

### COACH OF THE YEAR

Derek Matlock UT Rio Grande Valley

## REGIONAL NOTES

### WAC TEAM LEADERS

Sacramento State leads the WAC in five different categories this season.

Category	Stat	WAC	NCAA
Earned Run Average	3.71	1st	30th
Hits Allowed Per Nine	8.29	1st	48th
Strikeout to Walk Ratio	2.53	1st	34th
WHIP	1.30	1st	32nd
Walks Allowed Per Nine	3.43	1st	40th

In addition to the above categories, the Hornets rank second in the WAC in four others: Sacrifice Flies (36, 2nd, 14th NCAA), Shutouts (5, 2nd, 26th), Strikeouts-Per-Nine (8.7, 2nd, 78th), and Win/Loss Percentage (.623, 2nd, 55th).

### BREAKING DOWN THE ROSTER

Sacramento State's 2019 roster features 17 returners (three redshirts) and 12 newcomers. There are only eight upperclassmen on the squad, including just two seniors - outfielder **Bronson Grubbs** and closer **Tanner Dalton**. The remaining 21 players - 72% of the roster - are made up of sophomores (11) and freshmen (10).

Over the course of the season, 70% of Sacramento State's at bats were taken by underclassmen while 61% of the team's total innings were thrown by underclassmen.

### OH, CANADA

Sacramento State's 2019 roster features six players from Canada. Starting with last season, the Hornets established a strong connection with Canadian players. Last year, Sacramento State had two Canadian players on the roster: **Steven Moretto** (British Columbia), and **Tanner Dalton** (Alberta).

The Hornets added four more Canadian players to 2019's roster: **Dylan Ohlsen** (British Columbia), **Martin Vincelli-Simard** (Quebec), **Zack McQuaid** (Ontario), and **Connor Sparks** (Saskatchewan).

### HORNETS AT HOME

Sacramento State finished the 2019 campaign with a 22-7 overall record at John Smith Field. The Hornets' 22 wins at home are the team's most since winning 20 at home in 2015 (20-11). The Hornets won 24 games at home in 2014 (24-8), their most under Christiansen (2011-present). Sacramento State won 28 games at home in 1988 (43-21), the year they finished runner-up in the NCAA Div. II World Series.

### NEUTRAL SITES

The Hornets did not play a game on a neutral field until the 2019 WAC Tournament this past week. After dropping their first game of the tournament, the Hornets ripped off six straight wins to improve to 6-1 overall in neutral site games this season.

### DAY BASEBALL

Sacramento State is 27-11 this season in day games, compared to just 12-12 in night games. The Hornets will open the 2019 NCAA Div. Regional tournament with a 1 p.m. afternoon matchup against Stanford.

### PUTTING TOGETHER A STREAK

The Hornets put together a season-best 11-game win streak from March 8 through March 23. All 11 games came during a season-long 13 game homestand. During the streak, Sacramento State beat five different opponents. The offense hit .280, averaging seven runs per game, while the pitching staff posted a 1.62 ERA and threw three shutouts.

### KEEPING NEGATIVE STREAKS SHORT

Sacramento State's longest losing streak of the season was just four games, a mark they reached just once all year. The Hornets lost back-to-back games just five times all season.

### ONE-RUN WONDERS

Sacramento State has played in 20 one-run games this year and is 15-5 in those games. Two of those 20 wins came in last week's WAC Tournament. The Hornets were 9-1 in one-run games at home, 4-4 on the road, and 2-0 on neutral sites.

### WALK IT OFF

Of the team's 15 one-run wins, seven of those were walk-off wins. The Hornets were 7-1 in walk-off contests, their only walk-off loss at No. 3 UCLA. **Dawsen Bacho** delivered three walk-off hits this season, most recently on May 17 against Grand Canyon. **Dylan McPhillips** hit a walk-off double in the 11th inning of the first WAC championship game against GCU.

### COMEBACK KIDS

Sacramento State has won 20 games this season in come-from-behind fashion. Of those 20 come-from-behind wins, nine have come when trailing after five innings. Sacramento State has won one game this year when trailing after eight innings.

### IMPORTANCE OF BEING FIRST

While the Hornets' 20 come-from-behind wins are impressive, one of the keys this season for Sacramento State has been scoring first. The Hornets have scored first in 32 of their 62 games and are an impressive 23-9 in those games.

### MAGIC NUMBER SIX

Sacramento State is nearly perfect this season when scoring six or more runs, posting a 22-1 record in 23 such games. When scoring three or more runs, the Hornets are 32-9.

### RUNS, RUNS, AND MORE RUNS

Sacramento State matched a program record with 21 runs in a WAC game at Cal Baptist. The 21 runs are tied for the fifth-most in a single game in the Div. I era of Hornet baseball.

#### Most Runs - Division I Era (1991-Pres.)

R	Result/Opponent	Date	Conf.
31	W, 31-3 vs. Rhode Island	3/8/97	Non-conf
25	W, 25-8, vs. Arizona	3/16/94	Non-conf
23	W, 23-9, vs. Pacific	4/25/98	Big West
22	W, 22-2, vs. Albany	3/31/10	Non-conf
<b>21</b>	<b>W, 21-10, at Cal Baptist</b>	<b>3/29/18</b>	<b>WAC</b>
21	W, 21-13, vs. Fresno St.	4/17/94	WAC

## REGIONAL NOTES

### LOVE THE LONG BALL

Sacramento State has hit 36 home runs this season, including seven in the WAC Tournament. The Hornets are 23-6 in games in which they homer.

### DOUBLEHEADER SUCCESSES

Including the WAC Tournament, Sacramento State played eight doubleheaders this season. The Hornets swept six of those doubleheaders and split the other two. The team's eight doubleheaders are its most since playing an incredible 13 doubleheaders during the 2011 season.

### SHUTTING THEM OUT

Sacramento State's pitching staff threw five shutouts this season, tied for second most in the WAC (6, Grand Canyon and Cal Baptist). Sophomore righthander **Scott Randall** was responsible for one of those shutouts on his own, throwing a 99-pitch complete game shutout in one hour and 57 minutes on the road at Cal Baptist.

### LOCKDOWN BULLPEN

The Hornet bullpen has been excellent at preserving leads this season. When leading after six innings this season, Sacramento State is a dominant 24-2. That number increases to 25-2 when leading after seven innings. When leading after eight, the Hornets are a perfect 28-0 this season.

### 23 UP, 23 DOWN

One of Sacramento State's pitching highlights this season came on March 19 vs. San Jose State when the Hornets retired 23 straight batters. After a Spartans runner reached on an error in the third, Sacramento State did not allow another baserunner for the rest of the game.

### BEST IN LEAGUE

Junior **Matt Smith** is finished the year hitting .436 in conference-only play, the best in the WAC. His .436 average is nine points higher than the number two hitter, Jesse Rowley of CSU Bakersfield (.427). For the season, Smith is hitting a team-leading .319.

### FIND A WAY TO REACH

Junior infielder **Ryan Walstad** comes into this weekend's regional riding a 22-game reached base streak. The left-handing hitting Walstad is .254 with a .420 OBP during that stretch. He has drawn 15 walks and been hit by a pitch five times.

### TORRES, TAKE YOUR BASE

**Keith Torres** leads the WAC with 49 walks drawn this season. He drew a career-high five walks on the road at Northern Colorado and averages nearly one walk per game. In last week's tournament, Torres was walked a team and tournament-high seven times.

### BACHO SLAM

**Dawson Bacho** hit his first career grand slam and the team's only grand slam of the season in a 5-4 win on the road at Utah Valley.

### DRIVING THEM IN

**Dawson Bacho** leads the Hornets and is tied for 6th in the WAC with 53 RBIs this season. In WAC-only

play, Bacho ranks third with 38 RBIs against conference opponents. Bacho drove in a career-high five in Sacramento State's 21-10 win at Cal Baptist and he has a team-leading nine multi-RBI games this season.

### RELIABLE RODRIGUEZ

Sophomore lefthander **Brady Rodriguez** has pitched in a team and WAC-leading 32 games this season, including five starts and 27 relief appearances. That ranks 20th in all NCAA Div. I. Rodriguez's 32 total appearances are currently tied for 5th-most in a single season in Hornets program history.

### A CALL TO THE 'PEN

In addition to Rodriguez, **Stone Churby**, **Tanner Dalton**, and **Travis Martizia** all rank among the WAC's top five for total appearances. Churby ranks 2nd with 30 appearances while Dalton and Martizia are both T-3rd with 28.

### GOT 'EM LOOKING

**Scott Randall** is second in the WAC with 29 strikeouts looking, four back of conference-leader Paxton Schultz of Utah Valley. Randall ranks 10th in the conference with 75 total strikeouts.

### THE FINISHER

**Tanner Dalton** has finished 22 games this season, most in the Western Athletic Conference. Despite serving as the team's closer throughout the regular season, two of Dalton's three tournament appearances were starts.

### RING 'EM UP

Juniors **Austin Roberts** and **Parker Brahms** rank third and fourth in the WAC in strikeouts per nine innings. Roberts has posted an 10.57 K/9 this season while Brahms is just under 10 at 10.11 K/9. Although Roberts and Brahms are the team's qualified leaders in strikeouts-per-nine, sophomore **Stone Churby** has the team's highest strikeout per nine at 11.2 (56 strikeouts, 45.0 innings of work.)

### CHURBY IS IMMACULATE

Speaking of **Stone Churby**, the sophomore reliever threw an immaculate inning in May 7th's 4-3 win over Nevada. Coming on for the eighth inning, Churby struck out the side on just nine pitches. All three strikeouts were swinging. Of his nine strikes, one was a called strike, one was fouled off, and the remaining seven were all swings and misses.

### CAREER RECORD WATCH

Seniors **Bronson Grubbs** and **Tanner Dalton** and junior **Parker Brahms** all rank among the top 3 in different Sacramento State program records. Grubbs is currently third in career sacrifice hits while Dalton ranks third all-time with 16 saves. Brahms is third in career strikeouts with 253.

- HORNETSPORTS.COM -

## CAREER RECORDS

### APPEARANCES

1. Chad Perry, 2014-17	100
2. Brandon Creel, 2010-13	91
3. Marshall Plouffe, 2001-05	79
4. Warren Rosebrock, 2002-05	78
Steve Cuckovich, 2000-03	78
6. Sutter McLoughlin, 2013-15	76
7. Austin Root, 2015-18	73
8. Mike Frame, 1987-89	71
<b>9. Austin Roberts, 2017-pres.</b>	<b>69</b>
Brennan Leitao, 2012-15	69

### SACRIFICE HITS

1. Everet Rincon, 2002-06	34
2. Blake Crosby, 2007-09	31
<b>3. Bronson Grubbs, 2015-pres.</b>	<b>28</b>
4. Scotty Burcham, 2012-15	25
5. Aurelio Jackson, 1998-01	18
6. Derrick Chung, 2008-12	17
7. Jim Strombach, 2003-06	16
8. Dane Fujinaka, 2013-15	15
Kyle Moses, 2012-15	15
10. Four tied	13

### INNINGS PITCHED

1. Brennan Leitao, 2012-15	398.0
2. Mike Eby, 1993-95	278.4
3. Gary Wilson, 1990-92	272.0
4. Sam Long, 2014-16	270.1
5. Erik Bennett, 1987-89	269.0
<b>6. Parker Brahms, 2017-pres.</b>	<b>266.2</b>
7. Marshall Plouffe, 2001-05	262.1
8. Justin Dillon, 2014-17	238.0
9. Jeff Groeger, 2001-02	231.1
10. Tanner Mendonca, 2011-13	227.1

### SAVES

1. Sutter McLoughlin, 2013-15	33
2. Mike Frame, 1987-89	26
<b>3. Tanner Dalton, 2018-pres.</b>	<b>16</b>
Michael Penbera, 1999-2001	16
5. Tyler Beardsley, 2015-16	12
Trevor Rodgers, 1990-91	12
7. Jeff Roth, 2008-09	10
Billy Sinacori, 2004-2007.	10
9. Brian Yackovich, 1981-82	9
Renecke Stelzriede, 2003-04	9

### STRIKEOUTS

1. Erik Bennett, 1987-89	277
2. Mike Eby, 1993-95	274
<b>3. Parker Brahms, 2017-pres.</b>	<b>261</b>
4. Brennan Leitao, 2012-15	226
5. Roland DeLaMaza, 1992-93	208
6. Justin Dillon, 2014-17	187
Marshall Plouffe, 2001-05	187
8. Sam Long, 2014-16	181
9. Jeff Groeger, 2001-02	184
<b>10. Austin Roberts, 2017-pres.</b>	<b>182</b>

# 2019 HORNETS ROSTER

## ROSTER BREAKDOWN

### PITCHERS (14)

#### Right-handed (11)

No.	Name	Year
16	Parker Brahms	Jr.
17	Austin Roberts	Jr.
26	Stone Churby	So.
27	Zack McQuaid	Fr.
29	Tanner Dalton	Sr.
30	Connor Sparks	Fr.
32	Travis Adams	Fr.
33	Sean Fekete	Fr.
35	Scott Randall	So.
47	Jack Zalasky	Fr.
55	Travis Martizia	So.

#### Left-handed (3)

No.	Name	Year
31	Dash Dunham	So.
36	Brady Rodriguez	So.
34	Nick Tabura	Jr.

### CATCHERS (4)

No.	Name	Year
5	Dylan McPhillips	So.
15	Dawsen Bacho	RSO.
19	Martin Vincelli-Simard	Fr.
44	Michael Birch	Jr.

### INFIELDERS (7)

No.	Name	Year
3	Evan Gibbons	Fr.
4	Ryan Walstad	Jr.
7	Keith Torres	So.
8	Steven Moretto	So.
13	Dylan Ohlsen	Fr.
28	Aaron Zeidman	Fr.
38	Nick Iwasa	So.

### OUTFIELDERS (4)

No.	Name	Year
2	Bronson Grubbs	Sr.
6	Trevor Doyle	Fr.
24	Matt Smith	Jr.
39	Griffin McCormick	So.

### BY BATTING

Left	6
Right	23
Switch	0

### BY CLASS

Seniors	2
Juniors	6
Sophomores	11
Freshmen	10

## NUMERICAL ROSTER

No.	Name	Pos.	B/T	Ht.	Wt.	Yr.	Hometown / Previous School
2	Bronson Grubbs	OF	R/R	5-8	177	Sr.	Elk Grove, Calif. / Pleasant Grove HS
3	Evan Gibbons	INF/RHP	R/R	6-0	191	Fr.	Elk Grove, Calif. / Franklin HS
4	Ryan Walstad	INF	L/R	5-11	158	Jr.	West Sacramento, Calif. / Ohlone College
5	Dylan McPhillips	C	R/R	5-6	167	So.	Gilroy, Calif. / Monte Vista Christian HS
6	Trevor Doyle	OF	L/R	6-0	179	Fr.	Las Vegas, Nev. / Cimmaron HS
7	Keith Torres	INF	R/R	5-7	152	So.	Waipahu, Hawaii / St. Louis HS
8	Steven Moretto	INF	R/R	6-0	216	So.	Coquitlam, British Columbia / Notre Dame HS
13	Dylan Ohlsen	INF	R/R	6-0	191	Fr.	Abbotsford, British Columbia / Chilliwack Secondary
15	Dawsen Bacho	C	R/R	6-0	205	So.	Novato, Calif. / San Marin HS
16	Parker Brahms	RHP	R/R	6-3	209	Jr.	Calabasas, Calif. / Calabasas HS
17	Austin Roberts	RHP	R/R	6-0	219	Jr.	West Sacramento, Calif. / River City HS
19	Martin Vincelli-Simard	C	R/R	6-1	225	Fr.	Boisbriand, Quebec / Vauxhall HS
24	Matt Smith	OF	R/R	6-3	210	Jr.	Placerville, Calif. / El Dorado HS
26	Stone Churby	RHP	R/R	6-2	180	So.	Brentwood, Calif. / Granada HS
27	Zack McQuaid	RHP	L/R	6-1	185	Fr.	Oshawa, Ontario / Langley Secondary
28	Aaron Zeidman	INF	R/R	5-11	186	Fr.	Sacramento, Calif. / Sheldon HS
29	Tanner Dalton	RHP	R/R	6-2	195	Sr.	Lethbridge, Alberta / Prairie Baseball Academy
30	Connor Sparks	RHP	R/R	6-6	228	Fr.	Saskatoon, Saskatchewan / Marion M. Graham HS
31	Dash Dunham	LHP	L/L	6-6	212	So.	Redondo Beach, Calif. / Redondo Beach HS
32	Travis Adams	RHP	R/R	6-1	197	Fr.	Desert Hot Springs, Calif. / Palm Desert HS
33	Sean Fekete	RHP	R/R	6-3	215	Fr.	Dubai, United Arab Emirates / The American School of Dubai
34	Nick Tabura	LHP	R/L	6-3	199	Jr.	Kapaa, Hawaii / Lower Columbia College
35	Scott Randall	RHP	R/R	6-0	172	So.	Rocklin, Calif. / Del Oro HS
36	Brady Rodriguez	LHP	L/L	5-10	168	So.	El Dorado Hills, Calif. / Oak Ridge HS
38	Nick Iwasa	INF	R/R	5-8	195	So.	Carmichael, Calif. / Jesuit HS
39	Griffin McCormick	OF	L/R	6-0	210	So.	Bremeton, Wash / Bellevue College
44	Michael Birch	C	R/R	5-11	176	Jr.	Granite Bay, Calif. / Granite Bay HS
47	Jack Zalasky	RHP	R/R	6-0	186	Fr.	Elk Grove, Calif. / Elk Grove HS
55	Travis Martizia	RHP	R/R	6-0	210	So.	Lomita, Calif. / Torrance HS

## COACHING STAFF



**REGGIE CHRISTIANSEN**  
HEAD COACH



**JAKE ANGIER**  
ASSOCIAT HEAD COACH



**TIM WHEELER**  
ASSISTANT COACH



**BILL KERNEN**  
VOLUNTEER ASST. COACH

**Director of Operations and Analytits:** Toby DeMello

**Video Coordinator:** Daniel Deo

**Athletic Trainer:** Erin Greenwald

**Strength Coaches:** Brian Washington, Brian Francis

**Media Relations:** Robert Barsanti

## PRONUNCIATIONS

#16 Parker **BRAWMS**

#33 Sean **FEHK-eh-tuh**

#55 Travis **Mar-TEE-zha**

#39 Jake **ann-JEER**

#34 Nick **tuh-BUR-uh**

#47 Jack **zuh-LASS-key**

#19 Martin **vin-CHELL-ee sih-MARD**

#15 Dawsen **BAWCH-oh**

#38 Nick **ee-WASS-uh**

#28 Aaron **ZIDE-man** (rhymes with "SIDE")



## 2019 HORNETS ROSTER



2

**BRONSON GRUBBS**  
OF - R/R - 5-8 - 177 - Sr.



3

**EVAN GIBBONS**  
INF/RHP - R/R - 6-0 - 191 - Fr.



4

**RYAN WALSTAD**  
INF - L/R - 5-11 - 158 - Jr.




5

**DYLAN McPHILLIPS**  
C - R/R - 5-6 - 167 - So.



6

**TREVOR DOYLE**  
OF - L/R - 6-0 - 179 - Fr.



7

**KEITH TORRES**  
INF - R/R - 5-7 - 152 - So.



8

**STEVEN MORETTO**  
INF - R/R - 6-0 - 216 - So.



13

**DYLAN OHLSEN**  
INF - R/R - 6-0 - 191 - Fr.



15

**DAWSEN BACHO**  
C - R/R - 6-0 - 205 - So.



16

**PARKER BRAHMS**  
RHP - R/R - 6-3 - 209 - Jr.



17

**AUSTIN ROBERTS**  
RHP - R/R - 6-0 - 219 - Jr.



19

**MARTIN VINCELLI-SIMARD**  
C - R/R - 6-1 - 225 - Fr.



24

**MATT SMITH**  
OF - R/R - 6-3 - 210 - Jr.



26

**STONE CHURBY**  
RHP - R/R - 6-2 - 180 - So.



27

**ZACK McQUAID**  
RHP - L/R - 6-1 - 185 - Fr.



28

**AARON ZEIDMAN**  
INF - R/R - 5-11 - 196 - Fr.



29

**TANNER DALTON**  
RHP - R/R - 6-2 - 195 - Sr.



30

**CONNOR SPARKS**  
RHP - R/R - 6-6 - 229 - Fr.



31

**DASH DUNHAM**  
LHP - L/L - 6-6 - 212 - So.



32

**TRAVIS ADAMS**  
RHP - R/R - 6-1 - 197 - Fr.



33

**SEAN FEKETE**  
RHP - R/R - 6-3 - 215 - Fr.



34

**NICK TABURA**  
LHP - R/L - 6-3 - 199 - Jr.



35

**SCOTT RANDALL**  
RHP - R/R - 6-0 - 172 - So.



36

**BRADY RODRIGUEZ**  
LHP - L/L - 5-10 - 168 - So.



38

**NICK IWASA**  
INF - R/R - 5-8 - 210 - So.



39

**GRIFFIN MCCORMICK**  
OF - L/R - 6-0 - 210 - So.



44

**MICHAEL BIRCH**  
C - R/R - 5-11 - 176 - Jr.



47


**JACK ZALASKY**  
RHP - R/R - 6-0 - 186 - Fr.



55

**TRAVIS MARTIZIA**  
RHP - R/R - 6-0 - 210 - So.

## DEPTH CHART



## STARTER LOG

Player	GS	Position											Batting Order								
		p	c	1b	2b	3b	ss	lf	cf	rf	of	dh	1st	2nd	3rd	4th	5th	6th	7th	8th	9th
2 Grubbs, Bronson	62	.	.	.	.	.	.	1	61	.	.	.	10	3	.	.	.	.	1	3	45
7 Torres, Keith	62	.	.	.	26	.	36	.	.	.	.	.	10	30	9	5	2	3	2	.	1
8 Moretto, Steven	62	.	.	.	4	58	.	.	.	.	.	.	.	2	7	19	25	4	3	2	.
15 Bacho, Dawsen	59	.	37	.	.	.	.	.	.	.	.	.	9	12	12	14	2	9	1	.	.
19 Vincelli-Simard,	55	.	4	42	.	.	.	.	.	.	.	.	.	.	11	17	14	9	4	.	.
24 Smith, Matt	54	.	.	.	.	.	.	53	.	1	.	.	25	4	20	5	.	.	.	.	.
6 Doyle, Trevor	46	.	.	.	.	.	.	.	1	45	.	.	2	.	.	2	1	2	15	16	8
4 Walstad, Ryan	42	.	.	18	21	.	.	.	.	.	.	.	2	4	3	.	12	14	7	.	.
3 Gibbons, Evan	39	4	.	2	2	4	26	.	.	.	.	.	.	.	.	.	.	1	6	24	4
5 McPhillips, Dylan	35	.	20	.	8	.	.	.	.	.	.	.	3	4	.	.	1	12	14	1	.
16 Brahms, Parker	15	15	.	.	.	.	.	.	.	.	.	.	.	.	.	.	.	.	.	.	.
35 Randall, Scott	15	14	.	.	.	.	.	.	.	.	.	.	.	.	.	.	.	.	.	.	1
38 Iwasa, Nick	14	.	.	.	1	.	.	3	.	6	.	4	1	1	.	.	.	4	4	3	1
28 Zeidman, Aaron	10	.	.	.	.	.	.	.	.	.	.	.	.	.	.	.	.	.	.	9	1
39 McCormick, Griffi	9	.	.	.	.	.	.	5	.	.	.	4	.	2	.	.	3	.	1	3	.
17 Roberts, Austin	9	9	.	.	.	.	.	.	.	.	.	.	.	.	.	.	.	.	.	.	.
13 Ohlsen, Dylan	9	.	.	.	.	.	.	.	.	.	.	.	.	.	.	.	2	4	2	1	.
32 Adams, Travis	9	9	.	.	.	.	.	.	.	.	.	.	.	.	.	.	.	.	.	.	.
36 Rodriguez, Brady	5	5	.	.	.	.	.	.	.	.	.	.	.	.	.	.	.	.	.	.	.
34 Tabura, Nick	4	4	.	.	.	.	.	.	.	.	.	.	.	.	.	.	.	.	.	.	1
29 Dalton, Tanner	2	2	.	.	.	.	.	.	.	.	.	.	.	.	.	.	.	.	.	.	.
44 Birch, Michael	2	.	1	.	.	.	.	.	.	.	.	.	.	.	.	.	.	.	.	2	.



# REGGIE CHRISTIANSEN - HEAD COACH - NINTH SEASON



Reggie Christiansen joined the Sacramento State Hornets as an assistant coach prior to the 2009 season under then head coach John Smith. Christiansen was named the program's head coach in 2011 and, now entering his ninth season at the helm for the Hornets, Christiansen has led his teams to seven straight 30+ win seasons, seven straight postseason appearances, two tournament titles, and more.

Prior to Sacramento State, Christiansen was the head coach at South Dakota State for four years (2005-08). He served as the team's hitting instructor, recruiting coordinator and third base coach. He was also an assistant coach at Kansas (2003-04) while he made his debut as a head coach with his alma mater, Menlo College, in 2002. Christiansen graduated from Menlo in 1998 with a degree in business administration and

received his master's degree from Kansas in 2004 in health, sport and exercise science. A native of Ferndale, Calif., Christiansen and his wife Amber have two sons, Ryan and Reese, and a daughter, Ava.

## Sacramento State Highlights: 2011-2018 (Eight seasons)

- Two-time WAC Coach of the Year (2012, 2014)
- Two-time WAC Champion (2014, 2017)
- Led his team to a 40-win season in 2014
- 2012 and 2014 MLB Northern California Scouts' Div. I Coach of the Year
- Led program to first NCAA Regionals appearance in 2014
- Has received an All-American, three All-West Regions, six Freshman All-Americans, four WAC Freshman of the Year, and two WAC Player of the Year
- One of two California Div. I programs with 30+ wins in seven consecutive seasons
- 235 total wins since 2012 are sixth most among California Div. I programs
- 18 players have been selected in the MLB June Amateur Draft since taking over as head coach in 2011

## 2018 Season: 35-25 (17-7 WAC)

- Advanced to their sixth straight postseason tournament, clinching #2 seed
- Signed a seven-year contract extension, keeping him in Sacramento through the 2024 season
- Seven players named to WAC all-conference teams, most since 2014
- Senior Austin Root named ABCA/Rawlings All-West Region Selection
- Freshman Scott Randall named Collegiate Baseball Freshman All-American
- Hornets pitchers set program record with 456 strikeouts
- Led the WAC in ERA, shutouts, K:BB, WHIP, BB/9
- Three players selected in the 2018 MLB June Amateur Draft

## 2017 Season: 32-29 (12-12 WAC)

- Won their second WAC Tournament in four seasons after clinching #3 seed
- Made second NCAA Regional appearance in program history
- Four players named to WAC all-conference teams
- Freshman Parker Brahms named Collegiate Baseball Freshman All-American, WAC Freshman of the Year
- Senior Justin Dillon threw the first no-hitter in Hornets' Div. I history on Feb. 28
- Led the WAC in ERA, WHIP, opposing batting average, K:BB, and H/9
- One player selected in the 2017 MLB June Amateur Draft

## 2016 Season: 30-28 (16-11 WAC)

- Driving force behind the addition of lights to John Smith Field in May
- Won two-of-three games at Auburn to start season, the third of four season-opening series wins or splits against Power 5 programs
- Won at No. 5 LSU, the team's second win over a top-five team in three seasons
- Three players named to WAC all-conference teams
- Three players selected in the 2016 MLB June Amateur Draft

## 2015 Season: 33-27 (16-11 WAC)

- Advanced to third straight postseason tournament, clinching the #4 seed
- Pitching staff finished third in all of NCAA Div. I with 1.09 WHIP and 2.07 BB/9
- Staff ranked 12th nationally with 7.7 H/9 and set single-season school records for ERA (2.97) and fewest walks (124)
- Four players named to WAC all-conference teams
- Four players selected in the 2015 MLB June Amateur Draft

## 2014 Season: 40-24 (21-6 WAC)

- Won 40 games for just the fifth time in program history and first since 1991
- Won first WAC Tournament championship and advanced to first NCAA Regionals in program history
- Eliminated No. 18 Arizona State in Regionals
- Team's 21 conference wins were second in in program history
- Won second WAC Coach of the Year award
- Junior Rhys Hoskins named WAC Player of the Year, third-team Louisville Slugger All-American
- Freshman Sam Long named WAC Freshman of the Year, Louisville Slugger Freshman All-American
- Seven players named to WAC all-conference teams
- Two players drafted in 2014 MLB June Amateur Draft, including 5th round pick Rhys Hoskins
- MLB Northern California Scouts' Div. I Coach of the Year

## 2013 Season: 34-25 (14-13 WAC)

- First back-to-back 30-win seasons in over 20 years
- Second consecutive postseason appearance
- Chris Lewis named NCBWA Freshman All-American, Louisville Slugger Freshman All-American, WAC Player of the Year
- Sutter McLoughlin named NCBWA Freshman All-American, Louisville Slugger Freshman All-American
- Four players named to WAC all-conference teams
- Three players drafted in the 2013 MLB June Amateur Draft

## 2012 Season: 31-28 (11-7 WAC)

- Won the WAC regular-season championship for the first time since joining the league (1993)
- Reached 30+ wins for the first time since 2003
- Was one of two teams in the nation to go from last place in its conference in 2011 to first in 2012 (Cornell, Ivy League)
- Advanced to first ever WAC Tournament title-game
- Set school record with .979 fielding percentage (5th NCAA)
- Andrew Ayers named WAC MVP
- Rhys Hoskins named Freshman All-American, the first in program history
- Six players named to WAC all-conference teams
- Two players selected in 2012 MLB June Amateur Draft
- MLB Northern California Scouts' Div. I Coach of the Year

## 2011 Season: 19-39 (6-18 WAC)

- Led Hornets to 19 wins, including six conference victories in his first season
- Coached the team to a .969 fielding percentage, at the time the second best in program history
- One player named to WAC all-conference teams

## HEAD COACHING RECORD (14th Season)

Sacramento State	Overall	WAC	Notable
2019	39-23	18-9	WAC Tournament Champ.
2018	35-25	17-7	7th Straight 30-Win Season
2017	32-29	12-12	2nd NCAA Regional App.
2016	30-28	16-11	5th Straight 30-Win Season
2015	33-27	16-11	4th Straight 30-Win Season
2014	40-24	21-6	WAC COY/NCAA Reg
2013	34-25	14-13	Back to Back 30-Wins
2012	31-28	12-7	WAC Coach of the Year
2011	19-39	6-18	
<b>Total (9th Season)</b>	<b>293-247</b>	<b>131-95</b>	

South Dakota State	Record	Notable
2008	22-27	
2007	34-19	Div. I Ind. Coach of the Year
2006	23-29	Move to Div. I
2005	17-38	
<b>Total (4 Seasons)</b>	<b>96-113</b>	

Menlo College	Record	Notable
2002	11-29	
<b>Total (1 Season)</b>	<b>11-29</b>	

**Total (14th Season) 400-389 (.507)**

## EDUCATION

BA, Business Administration, Menlo College, 1998  
MS, Health, Sport and Exercise Science, Kansas, 2004



## PLAYERS OF THE WEEK

<b>Feb. 18</b>	Nick Gonzales, NMSU (H) Jake Prizina, SU (P)
<b>Feb. 25</b>	Nick Gonzales, NMSU, 2 (H) Angel Delgado, CBU (P)
<b>March 4</b>	Andy Gaytan, CSU (H) Ethan Skuija, CSUB (P)
<b>March 11</b>	Tristan Garranza, NMSU (H) Travis Booth, CBU (P)
<b>March 18</b>	Kona Quiggle, GCU (H) Edgar Barclay, CSUB (P)
<b>March 25</b>	Tristan Peterson, NMSU (H) Paxton Schultz, UVU (P)
<b>April 1</b>	Kona Quiggle, GCU (H) Edgar Barclay, CSUB, 2 (P)
<b>April 8</b>	<b>Matt Smith, SAC (H)</b> <b>Tanner Dalton, SAC (P)</b>
<b>April 15</b>	Joseph Ortiz, NMSU (H) Ryan Jackson, UTRGV (P)
<b>April 22</b>	Tristen Carranza, NMSU, 2 (H) Brock Whittlesey, NMSU (P)
<b>April 29</b>	Tyler Torres, UTRGV (H) Kade Mechals, GCU (P)
<b>May 6</b>	Nick Gonzales, NMSU, 3 (H) Andrew Bash, CBU (P)
<b>May 13</b>	Trevor Howell, UVU (H) Edgar Barclay, CSBU, 3 (P)
<b>May 20</b>	Cornado Diaz, UTRGV (H) Matt Amrhein, CBU (P)

## PRESEASON TEAM

### PLAYER OF THE YEAR

Quin Cotton, OF Grand Canyon

### PITCHER OF THE YEAR

Brock Whittlesey, RHP NM State

<b>C</b>	Braden Williams, Sr., NM State
<b>1B</b>	Caleb Henderson, Sr., NM State
<b>2B</b>	Nick Gonzales, So., NM State
<b>3B</b>	Austin Lively, Jr., Seattle U
<b>3B</b>	Pikai Winchester, Sr., Grand Canyon
<b>SS</b>	Joey Ortiz, Jr., NM State
<b>OF</b>	Tristen Carranza, Jr., NM State
<b>OF</b>	Quin Cotton, Jr., Grand Canyon
<b>OF</b>	Jack Pauley, Sr., N. Colorado
<b>UT/DH</b>	Justin Mazzone, So., Seattle U
<b>SP</b>	Jake Prizina, Sr., Seattle U
<b>SP</b>	<b>Scott Randall, So., Sacramento State</b>
<b>SP</b>	Brock Whittlesey, Sr., NM State
<b>RP</b>	<b>Tanner Dalton, Sr., Sacramento State</b>

## AROUND THE WAC

### WESTERN ATHLETIC CONFERENCE FINAL STANDINGS

SCHOOL	CONF	PCT	GB	GP	RECORD	PCT	LAST 10	STK
NM State	19-8	0.704	-	52	37-15	0.712	6-4	Lost 1
UT Rio Grande Valley	19-8	0.704	-	53	34-19	0.642	5-5	Won 4
California Baptist	19-8	0.704	-	55	35-20	0.636	8-2	Won 1
Grand Canyon	18-9	0.667	1	55	33-22	0.600	7-3	Lost 2
<b>Sacramento State</b>	<b>18-9</b>	<b>0.667</b>	<b>1</b>	<b>55</b>	<b>33-22</b>	<b>0.600</b>	<b>6-4</b>	<b>Won 2</b>
CSU Bakersfield	12-15	0.444	7	57	24-33	0.421	5-5	Won 3
Utah Valley	9-18	0.333	10	53	14-39	0.264	3-7	Lost 3
Northern Colorado	8-19	0.296	11	47	12-35	0.255	3-7	Won 1
Seattle U	8-19	0.296	11	52	13-39	0.250	4-6	Lost 1
Chicago State	5-22	0.185	14	51	10-41	0.196	0-10	Lost 19

### PRESEASON COACHES' POLL

Rank	Team (1st Place Votes)	Total
1.	Grand Canyon (5)	75
2.	New Mexico State (3)	74
3.	Sacramento State (2)	69
4.	Seattle U	54
T5.	California Baptist	37
T5.	UT Rio Grande Valley	37
7.	CSU Bakersfield	35
8.	Northern Colorado	27
9.	Utah Valley	26
10.	Chicago State	12

### THIS WEEK IN THE WAC

Friday, May 31 - Monday, June 3
Sacramento State at NCAA Stanford Regional

### SACRAMENTO STATE WAC TOURNAMENT HISTORY

Year	Location	Opponent	Result
<b>2006</b>	Fresno, Calif. - May 25-28	at No. 21 Fresno State	L, 10-2
		vs. Louisiana Tech	L, 14-9
<b>2007</b>	Reno, Nev. - May 24-27	vs. Fresno State	L, 10-2
		vs. Hawai'i	L, 19-7
<b>2008</b>	Ruston, La. - May 22-25	vs. Fresno State	L, 3-2
		vs. New Mexico State	W, 8-5
<b>2012</b>	Mesa, Ariz. - May 24-27	Hohokam Stadium	vs. Nevada W, 15-5 (8)
		vs. Fresno State	W, 8-3
<b>2013</b>	Grand Prairie, Texas - May 22-25	QuikTrip Park	vs. UT San Antonio L, 3-2 (14)
		vs. CSU Bakersfield	L, 7-1
<b>2014</b>	Mesa, Ariz. - May 22-25	Cubs Park	vs. Bakersfield L, 4-1
		vs. New Mexico State	W, 9-5
<b>2015</b>	Mesa, Ariz. - May 22-25	Hohokam Stadium	vs. Utah Valley L, 3-2 (10)
		vs. Northern Colorado	W, 5-0
<b>2016</b>	Mesa, Ariz. - May 25-27	Hohokam Stadium	vs. Utah Valley W, 9-3
		vs. North Dakota	W, 10-2
<b>2017</b>	Mesa, Ariz. - May 24-27	Hohokam Stadium	vs. Bakersfield L, 4-0
		Hohokam Stadium	vs. Fresno State W, 8-7
<b>2018</b>	Mesa, Ariz. - May 24-27	Hohokam Stadium	vs. Seattle U L, 5-4
		Hohokam Stadium	vs. New Mexico State L, 5-4
<b>2019</b>	Mesa, Ariz. - May 22-26	Hohokam Stadium	vs. Seattle U W, 10-1 (7)
		Hohokam Stadium	vs. CSU Bakersfield W, 10-6
<b>WAC Tourn. Record</b>			<b>26-18</b>

# AROUND THE NCAA

## WAC/NCAA TEAM LEADERS

Sacramento St. - 2018-19 Baseball Ranking Summary thru games 05/26/2019

Statistic	National Rank	Conference Rank	Value	National Leader	Value	Conference Leader	Value
Base on Balls (297 ranked)	28	3	292	Central Mich.	376	New Mexico St.	336
Batting Average (297 ranked)	277	8	0.237	New Mexico St.	0.356	New Mexico St.	0.356
Double Plays (297 ranked)	84	4	42	San Diego St.	71	Utah Valley	55
Double Plays Per Game (297 ranked)	150	6	0.69	Yale	1.32	Utah Valley	0.98
Doubles (297 ranked)	174	3	89	Arizona	154	Grand Canyon	146
Doubles Per Game (297 ranked)	242	5	1.46	Arizona	2.75	Grand Canyon	2.47
Earned Run Average (297 ranked)	30	1	3.71	UCLA	2.59	Sacramento St.	3.71
Fielding Percentage (297 ranked)	173	4	0.966	Omaha	0.984	Grand Canyon	0.976
Hit Batters (297 ranked)	103	6	60	Ark.-Pine Bluff	120	Chicago St.	98
Hit by Pitch (297 ranked)	115	5	58	New Mexico St.	118	New Mexico St.	118
Hits (297 ranked)	191	6	471	New Mexico St.	693	New Mexico St.	693
Hits Allowed Per Nine Innings (297 ranked)	48	1	8.29	UCLA	6.16	Sacramento St.	8.29
Home Runs (296 ranked)	163	3	35	Arizona St.	92	New Mexico St.	80
Home Runs Per Game (297 ranked)	191	5	0.57	Arizona St.	1.70	New Mexico St.	1.45
On Base Percentage (297 ranked)	234	7	0.345	New Mexico St.	0.469	New Mexico St.	0.469
Runs (297 ranked)	147	4	315	New Mexico St.	610	New Mexico St.	610
Sacrifice Bunts (297 ranked)	193	5	21	East Carolina	66	UTRGV	45
Sacrifice Flies (296 ranked)	14	2	36	UC Santa Barbara	44	New Mexico St.	42
Scoring (297 ranked)	218	6	5.2	New Mexico St.	11.1	New Mexico St.	11.1
Shutouts (207 ranked)	26	2	5	UCLA	11	Grand Canyon	6
Slugging Percentage (297 ranked)	252	7	0.349	New Mexico St.	0.573	New Mexico St.	0.573
Stolen Bases (297 ranked)	223	6	39	Fordham	177	Grand Canyon	71
Stolen Bases Per Game (297 ranked)	249	7	0.64	Fordham	2.95	Northern Colo.	1.26
Strikeout-to-Walk Ratio (297 ranked)	34	1	2.53	Texas A&M	3.32	Sacramento St.	2.53
Strikeouts Per Nine Innings (297 ranked)	78	2	8.7	Ball St.	11.1	CSU Bakersfield	8.8
Triple Plays (1 ranked)				18 teams tied	1	UTRGV	1
Triples (297 ranked)	64	3	15	New Mexico St.	34	New Mexico St.	34
Triples Per Game (297 ranked)	106	4	0.25	New Mexico St.	0.62	New Mexico St.	0.62
WHIP (297 ranked)	32	1	1.30	UCLA	1.06	Sacramento St.	1.30
WL Pct (297 ranked)	55	2	0.623	UCLA	0.855	New Mexico St.	0.691
Walks Allowed Per Nine Innings (297 ranked)	40	1	3.43	UC Irvine	2.63	Sacramento St.	3.43

## WAC/NCAA INDIVIDUAL LEADERS

Statistic	Player	National Rank	Conference Rank	Value	National Leader	Value	Conference Leader	Value
Base on Balls (145 ranked)	Keith Torres	25	1	49	Adley Rutschman, Oregon St.	73	Keith Torres, Sacramento St.	49
Base on Balls Per Game (147 ranked)	Keith Torres	68	3	0.80	Adley Rutschman, Oregon St.	1.33	Cuba Bess, Grand Canyon	0.84
Batting Average (250 ranked)					Nick Gonzales, New Mexico St.	0.432	Nick Gonzales, New Mexico St.	0.432
Complete Games (117 ranked)	Scott Randall	117	3	1	T.J. Stuart, Manhattan	8	Edgar Barclay, CSU Bakersfield	2
Doubles (108 ranked)					Cameron Cannon, Arizona	29	Joey Ortiz, New Mexico St.	25
Doubles Per Game (150 ranked)					Cameron Cannon, Arizona	0.52	Joey Ortiz, New Mexico St.	0.45
Earned Run Average (200 ranked)	Scott Randall	61	2	2.50	Chad Sykes, UNC Greensboro	0.96	Kade Mechals, Grand Canyon	2.16
Games Started (24 ranked)	Austin Roberts	168	5	3.18	Connor Gillispie, VCU	20	Pierson Ohi, Grand Canyon	16
Hit Batters (137 ranked)	Travis Martizia	94	9	12	4 players tied	22	Walker Ramsey, Utah Valley	18
Hit By Pitch Per Game (150 ranked)					Ripken Reyes, San Diego	0.51	Tristen Carranza, New Mexico St.	0.38
Hit by Pitch (137 ranked)					Michael Cleary, Dayton	28	Tristen Carranza, New Mexico St.	21
Hits (125 ranked)					Joey Ortiz, New Mexico St.	106	Joey Ortiz, New Mexico St.	106
Hits Allowed Per Nine Innings (150 ranked)					Spencer Koelwyn, Omaha	4.63	Kade Mechals, Grand Canyon	6.28
Hits Per Game (149 ranked)					Joey Ortiz, New Mexico St.	1.93	Joey Ortiz, New Mexico St.	1.93
Home Runs (112 ranked)					JJ Bleday, Vanderbilt	26	Tristan Peterson, New Mexico St.	20
Home Runs Per Game (150 ranked)					Jason Hinchman, Tennessee Tech	0.44	Tristan Peterson, New Mexico St.	0.38
On Base Percentage (150 ranked)					Adley Rutschman, Oregon St.	0.580	Nick Gonzales, New Mexico St.	0.532
Pitching Appearances (126 ranked)	Brady Rodriguez	20	1	32	Kyle Mora, UCLA	43	Brady Rodriguez, Sacramento St.	32
Runs (150 ranked)	Stone Churby	53	2	29				
Runs Batted In (132 ranked)	Tanner Dalton	78	3	28				
Runs Batted In Per Game (150 ranked)	Travis Martizia	126	6	27				
Runs Per Game (150 ranked)					Joey Ortiz, New Mexico St.	85	Joey Ortiz, New Mexico St.	85
Sacrifice Bunts (134 ranked)					Bobby Seymour, Wake Forest	92	Tristan Peterson, New Mexico St.	90
Sacrifice Bunts Per Game (144 ranked)					Tristan Peterson, New Mexico St.	1.70	Tristan Peterson, New Mexico St.	1.70
Sacrifice Flies (112 ranked)	Matt Smith	38	4	6	Joey Ortiz, New Mexico St.	1.55	Joey Ortiz, New Mexico St.	1.55
Saves (133 ranked)	Dawsen Bacho	112	10	5	Andres Alvarez, Washington St.	16	Eric Mingus, New Mexico St.	10
Slugging Percentage (250 ranked)	Bronson Grubbs	112	10	5	Brooks Stotler, Long Beach St.	0.33	Jacob Hirsh, UTRGV	0.20
Stolen Bases (129 ranked)	Tanner Dalton	133	2	6	Evan Lowery, Navy	10	Nick Gonzales, New Mexico St.	8
Stolen Bases Per Game (149 ranked)					Riley Pittman, Little Rock	10		
Strikeout-to-Walk Ratio (146 ranked)					Garrett Acton, Illinois	19	Ryan Jackson, UTRGV	7
Strikeouts (150 ranked)					Jake Sanford, Western Ky.	0.805	Nick Gonzales, New Mexico St.	0.773
Strikeouts Per Nine Innings (150 ranked)	Austin Roberts	85	3	10.57	JD Orr, Wright St.	60	Preston Pavlica, Grand Canyon	22
Total Bases (142 ranked)	Parker Brahm	128	4	10.14	JD Orr, Wright St.	1.02	Preston Pavlica, Grand Canyon	0.40
Toughest to Strike Out (150 ranked)					George Kirby, Elon	17.83	Edgar Barclay, CSU Bakersfield	3.96
Triples (68 ranked)	Matt Smith	68	3	4	Noah Song, Navy	161	Edgar Barclay, CSU Bakersfield	111
Triples Per Game (147 ranked)					Noah Song, Navy	15.41	Darius Vines, CSU Bakersfield	11.81
Victories (109 ranked)					Kody Hoese, Tulane	183	Joey Ortiz, New Mexico St.	175
WHIP (150 ranked)	Scott Randall	52	4	8	Will Brennan, Kansas St.	18.6	Conrado Diaz, UTRGV	13.8
Walks Allowed Per Nine Innings (150 ranked)					Joey Ortiz, New Mexico St.	10	Joey Ortiz, New Mexico St.	10
					Chris Prentiss, Jackson St.	10		
					Joey Ortiz, New Mexico St.	0.18	Joey Ortiz, New Mexico St.	0.18
					7 players tied	11	Kade Mechals, Grand Canyon	11
					Emerson Hancock, Georgia	0.78	Kade Mechals, Grand Canyon	1.08
					George Kirby, Elon	0.61	Pierson Ohi, Grand Canyon	1.87



## NATIONAL TOP 25

### D1 BASEBALL

#	School	Rec.	Lst Wk	Prev.
1	UCLA	47-8	2-0	1
2	Vanderbilt	49-10	4-0	2
3	Mississippi State	46-13	1-2	3
4	Stanford	41-11	2-1	4
5	Arkansas	41-17	1-2	5
6	Georgia Tech	41-17	3-1	6
7	Georgia	44-15	2-1	7
8	Texas Tech	39-17	3-2	10
9	Oklahoma State	36-18	4-1	11
10	East Carolina	43-15	1-2	8
11	Louisville	43-15	0-2	9
12	LSU	37-24	3-2	16
13	West Virginia	37-20	3-2	19
14	Ole Miss	37-25	4-2	22
15	North Carolina	42-17	4-0	23
16	Oregon State	36-18-1	1-2	12
17	Miami	39-18	1-1	17
18	Texas A&M	37-21-1	1-2	13
19	UC Santa Barbara	45-9	1-2	14
20	NC State	42-17	1-2	15
21	Baylor	34-17	1-2	18
22	Creighton	38-11	3-0	25
23	Indiana State	41-16	5-1	NR
24	Dallas Baptist	41-18	3-2	24
25	California	32-18	2-0	NR

### BASEBALL AMERICA

#	School	Rec.	Lst Wk	Prev.
1	UCLA	47-8	2-0	1
2	Vanderbilt	49-10	4-0	2
3	Stanford	41-11	2-1	3
4	Arkansas	41-17	1-2	4
5	Mississippi State	46-13	1-2	5
6	Georgia	44-15	2-1	6
7	Georgia Tech	41-17	3-1	6
8	East Carolina	43-15	1-2	7
9	Texas Tech	39-17	3-2	9
10	Oklahoma State	36-18	4-1	15
11	Louisville	43-15	0-2	10
12	Mississippi	32-23	4-2	21
13	UC Santa Barbara	45-9	1-2	12
14	North Carolina	42-17	4-0	NR
15	Louisiana State	37-24	3-2	16
16	Oregon State	36-18-1	1-2	11
17	West Virginia	37-20	3-2	19
18	North Carolina State	42-17	1-2	13
19	Miami	39-18	1-1	14
20	Texas A&M	37-21-1	1-2	17
21	Fresno State	38-14-1	3-0	23
22	Baylor	34-17	1-2	18
23	Creighton	38-11	3-0	25
24	Indiana	36-21	0-2	20
25	Indiana State	41-16	5-1	NR



## SEASON AT A GLANCE

### SERIES-BY-SERIES BATTING

SERIES	W-L	AVG	R	H	2B	3B	HR	RBI	SLG%	BB	HBP	SO	OB%	SF	SH	SB-SBA
NDSU	2-1	.234	11	22	5	1	0	10	.309	10	4	31	.327	2	1	3-4
PAC	1-3	.185	13	24	5	1	1	10	.262	17	5	38	.303	0	1	6-6
UCLA	1-2	.168	3	16	2	0	2	3	.253	4	0	32	.202	0	0	1-3
TOWSON	4-0	.235	31	28	7	1	1	28	.336	29	3	22	.395	1	1	3-5
RIDER	3-0	.307	18	27	4	1	0	15	.375	12	4	18	.394	5	2	2-4
UTRGV	2-1	.242	15	24	6	1	1	14	.354	26	1	27	.395	3	1	2-2
CBU	2-1	.268	27	30	9	1	1	25	.393	18	0	24	.366	1	2	1-1
CSUB	3-0	.242	19	23	2	1	2	15	.347	15	6	22	.376	1	2	2-5
SU	2-1	.269	17	28	4	0	2	15	.365	19	4	25	.386	5	2	2-3
CSU	3-0	.286	30	32	11	2	5	29	.554	18	4	23	.400	1	1	1-1
NMSU	1-2	.244	10	25	3	0	0	9	.277	9	1	35	.313	1	1	4-4
UNC	2-1	.294	33	30	2	3	4	32	.490	22	3	25	.417	5	1	3-6
UVU	1-2	.193	11	17	3	2	3	10	.375	12	6	24	.330	0	0	0-1
GCU	2-1	.147	7	14	4	0	2	7	.253	9	1	23	.226	1	0	0-0
<b>WAC</b>	<b>6-1</b>	<b>.251</b>	<b>36</b>	<b>61</b>	<b>10</b>	<b>1</b>	<b>7</b>	<b>34</b>	<b>.387</b>	<b>28</b>	<b>8</b>	<b>48</b>	<b>.345</b>	<b>2</b>	<b>6</b>	<b>1-3</b>

### SERIES-BY-SERIES PITCHING

SERIES	W-L	ERA	IP	H	R	ER	BB	SO	SHO	2B	3B	HR	BAA	WP	HBP	BK
NDSU	2-1	4.00	27.0	32	13	12	8	39	0	7	0	2	.288	1	1	1
PAC	1-3	5.29	34.0	34	25	20	6	30	0	7	0	3	.256	2	9	0
UCLA	1-2	1.44	25.0	26	9	4	7	29	0	3	1	2	.271	1	4	1
TOWSON	4-0	1.25	36.0	19	6	5	3	38	2	4	0	1	.153	1	4	1
RIDER	3-0	2.00	27.0	17	7	6	4	26	1	4	1	0	.179	0	1	0
UTRGV	2-1	2.89	28.0	24	10	9	11	26	0	5	0	2	.229	2	0	0
CBU	2-1	4.50	26.0	25	16	13	6	29	1	7	0	3	.243	1	1	0
CSUB	3-0	3.86	28.0	29	14	12	7	20	0	5	0	0	.252	0	1	0
SU	2-1	3.12	26.0	19	9	9	12	25	0	0	1	2	.207	1	1	0
CSU	3-0	2.08	26.0	24	9	6	7	26	0	5	0	1	.238	1	2	1
NMSU	1-2	5.00	27.0	26	18	15	12	24	0	3	0	3	.248	5	3	0
UNC	2-1	7.12	24.0	33	20	19	12	23	0	3	1	6	.344	4	0	1
UVU	1-2	7.71	23.1	35	24	20	9	15	0	10	1	3	.343	2	3	1
GCU	2-1	1.61	28.0	25	8	5	21	34	0	6	0	1	.231	4	2	0
<b>WAC</b>	<b>6-1</b>	<b>2.73</b>	<b>66.0</b>	<b>50</b>	<b>24</b>	<b>20</b>	<b>34</b>	<b>40</b>	<b>0</b>	<b>7</b>	<b>0</b>	<b>2</b>	<b>.211</b>	<b>5</b>	<b>15</b>	<b>1</b>

### MONTH-BY-MONTH BATTING

MONTH	W-L	AVG	R	H	2B	3B	HR	RBI	SLG%	BB	HBP	SO	OBP	SF	SH	SB-SBA
February	3-4	.205	24	46	10	2	1	20	.281	27	9	69	.313	2	2	9-10
March	15-5	.248	116	157	33	4	7	105	.347	114	11	154	.364	17	8	14-21
April	9-8	.241	85	139	26	3	12	76	.359	80	19	163	.348	8	6	11-17
May	12-6	.227	94	135	22	6	16	89	.365	78	20	140	.330	9	7	5-11

### MONTH-BY-MONTH PITCHING

SERIES	W-L	ERA	IP	H	R	ER	BB	SO	SHO	2B	3B	HR	BAA	WP	HBP	BK
February	3-4	4.72	61.0	66	38	32	14	69	0	14	0	5	.270	3	10	1
March	15-5	2.54	177.0	135	62	50	43	187	5	27	2	9	.207	9	10	2
April	9-8	4.22	147.0	142	84	69	60	127	0	23	1	12	.252	17	16	1
May	12-6	4.07	159.1	160	85	72	89	136	0	29	2	13	.263	20	26	4

### HOME/ROAD BATTING

MONTH	W-L	AVG	R	H	2B	3B	HR	RBI	SLG%	BB	HBP	SO	OBP	SF	SH	SB-SBA
Home	22-7	.238	146	217	39	5	9	128	.322	145	24	229	.351	21	11	28-37
Road	11-15	.228	137	199	42	9	20	128	.366	124	27	249	.338	13	6	10-19
Neutral	6-1	.251	36	61	10	1	7	34	.387	28	8	48	.345	2	6	1-3

### HOME/ROAD PITCHING

SERIES	W-L	ERA	IP	H	R	ER	BB	SO	SHO	2B	3B	HR	BAA	WP	HBP	BK
Home	22-7	2.80	264.0	213	97	82	93	279	4	42	1	11	.216	19	21	3
Road	11-15	5.08	214.1	240	148	121	79	200	1	44	4	26	.284	25	26	4
Neutral	6-1	2.73	66.0	50	24	20	34	40	0	7	0	2	.211	5	15	1

## GAME-BY-GAME RESULTS

Date	Opponent	Score	Inns	Overall	WAC	Pitcher of record	Attend	Time
Feb 16, 2019	NORTH DAKOTA STATE	L 1-9	9	0-1-0	0-0-0	Brahms, P (L 0-1)	371	3:01
Feb 17, 2019	NORTH DAKOTA STATE	w 2-1	9	1-1-0	0-0-0	Martizia, T (W 1-0)	318	2:29
Feb 17, 2019	NORTH DAKOTA STATE-2	w 8-3	9	2-1-0	0-0-0	Roberts, A (W 1-0)	318	2:59
Feb 21, 2019	at Pacific	L 3-11	9	2-2-0	0-0-0	Rodriguez, B (L 0-1)	187	2:59
Feb 22, 2019	at Pacific	L 3-6	9	2-3-0	0-0-0	Brahms, P (L 0-2)	349	3:00
Feb 23, 2019	PACIFIC	w 5-2	9	3-3-0	0-0-0	Randall, S (W 1-0)	370	2:44
Feb 24, 2019	PACIFIC	L 2-6	9	3-4-0	0-0-0	Dalton, T (L 0-1)	409	3:01
Mar 01, 2019	at #3 UCLA	L 1-2	9	3-5-0	0-0-0	Roberts, A (L 1-1)	901	2:38
Mar 03, 2019	at #3 UCLA-1	L 0-6	9	3-6-0	0-0-0	Randall, S (L 1-1)	903	2:45
Mar 03, 2019	at #3 UCLA-2	w 2-1	9	4-6-0	0-0-0	Dalton, T (W 1-1)	903	2:46
Mar 05, 2019	at Saint Mary's (CA)	L 1-10	9	4-7-0	0-0-0	Tabura, N (L 0-1)	106	2:38
Mar 08, 2019	TOWSON-1	w 5-0	9	5-7-0	0-0-0	Brahms, P (W 1-2)	215	2:22
Mar 08, 2019	TOWSON-2	w 1-0	9	6-7-0	0-0-0	Martizia, T (W 2-0)	215	2:11
Mar 09, 2019	TOWSON-1	w 13-4	9	7-7-0	0-0-0	Randall, S (W 2-1)	158	2:54
Mar 09, 2019	TOWSON-2	w 12-2	9	8-7-0	0-0-0	Rodriguez, B (W 1-1)	158	2:45
Mar 12, 2019	UC DAVIS	w 8-2	9	9-7-0	0-0-0	Dunham, D (W 1-0)	225	3:19
Mar 15, 2019	RIDER	w 5-4	9	10-7-0	0-0-0	Rodriguez, B (W 2-1)	178	2:40
Mar 16, 2019	RIDER	w 6-3	9	11-7-0	0-0-0	Adams, T (W 1-0)	218	2:38
Mar 17, 2019	RIDER	w 7-0	9	12-7-0	0-0-0	Randall, S (W 3-1)	221	2:20
Mar 19, 2019	SAN JOSE STATE	w 7-2	9	13-7-0	0-0-0	Brahms, P (W 2-2)	227	2:49
* Mar 22, 2019	UT RIO GRANDE VALLEY	w 5-4	(10)	14-7-0	1-0-0	Roberts, A (W 2-1)	152	3:09
* Mar 23, 2019	UT RIO GRANDE VALLEY	w 7-1	9	15-7-0	2-0-0	Rodriguez, B (W 3-1)	307	2:39
* Mar 24, 2019	UT RIO GRANDE VALLEY	L 3-5	9	15-8-0	2-1-0	Rodriguez, B (L 3-2)	241	3:36
Mar 26, 2019	CALIFORNIA	w 6-0	9	16-8-0	2-1-0	Roberts, A (W 3-1)	550	2:49
* 3/29/2019	at Cal Baptist	w 21-10	9	17-8-0	3-1-0	Rodriguez, B (W 4-2)	405	3:47
* 3/30/2019	at Cal Baptist	L 5-6	9	17-9-0	3-2-0	Roberts, A (L 3-2)	452	2:35
* 3/31/2019	at Cal Baptist	w 1-0	9	18-9-0	4-2-0	Randall, S (W 4-1)	340	1:57
Apr 03, 2019	at Nevada	L 2-6	9	18-10-0	4-2-0	Adams, T (L 1-1)	675	2:43
* Apr 05, 2019	CSU BAKERSFIELD	w 4-3	(10)	19-10-0	5-2-0	Dalton, T (W 2-1)	292	2:44
* Apr 06, 2019	CSU BAKERSFIELD	w 10-7	9	20-10-0	6-2-0	Randall, S (W 5-1)	339	3:18
* Apr 07, 2019	CSU BAKERSFIELD	w 5-4	9	21-10-0	7-2-0	Dalton, T (W 3-1)	392	2:43
Apr 09, 2019	at Santa Clara	L 0-11	9	21-11-0	7-2-0	Gibbons, E (L 0-1)	383	3:13
* Apr 12, 2019	at Seattle University	L 2-4	9	21-12-0	7-3-0	Rodriguez, B (L 4-3)	171	2:36
* Apr 12, 2019	at Seattle University-2	w 9-3	9	22-12-0	8-3-0	Randall, S (W 6-1)	171	3:22
* Apr 13, 2019	at Seattle University	w 6-2	9	23-12-0	9-3-0	Brahms, P (W 3-2)	178	2:45
Apr 17, 2019	at Illinois State	L 1-2	9	23-13-0	9-3-0	Martizia, T (L 2-1)	571	2:28
* Apr 19, 2019	at Chicago State-1	w 13-3	8	24-13-0	10-3-0	Roberts, A (W 4-2)	255	2:40
* Apr 19, 2019	at Chicago State-2	w 7-5	9	25-13-0	11-3-0	Dalton, T (W 4-1)	255	3:00
* Apr 20, 2019	at Chicago State	w 10-1	9	26-13-0	12-3-0	Brahms, P (W 4-2)	50	2:40
Apr 23, 2019	at California	L 4-12	9	26-14-0	12-3-0	Adams, T (L 1-2)	482	2:55
* Apr 26, 2019	NEW MEXICO STATE	w 4-3	9	27-14-0	13-3-0	Rodriguez, B (W 5-3)	437	3:21
* Apr 27, 2019	NEW MEXICO STATE	L 4-12	9	27-15-0	13-4-0	Brahms, P (L 4-3)	577	3:43
* Apr 28, 2019	NEW MEXICO STATE	L 2-3	9	27-16-0	13-5-0	Roberts, A (L 4-3)	378	3:09
Apr 30, 2019	at San Francisco	L 2-3	9	27-17-0	13-5-0	Churby, S (L 0-1)	117	2:37
* May 03, 2019	at Northern Colorado	L 6-8	9	27-18-0	13-6-0	Rodriguez, B (L 5-4)	115	3:00
* May 04, 2019	at Northern Colorado	w 15-10	9	28-18-0	14-6-0	Adams, T (W 2-2)	189	3:51
* May 05, 2019	at Northern Colorado	w 12-2	7	29-18-0	15-6-0	Rodriguez, B (W 6-4)	206	2:25
May 07, 2019	NEVADA	w 4-3	9	30-18-0	15-6-0	Churby, S (W 1-1)	416	2:58
* May 10, 2019	at Utah Valley	L 2-6	9	30-19-0	15-7-0	Roberts, A (L 4-4)	709	2:59
* May 11, 2019	at Utah Valley	w 5-4	9	31-19-0	16-7-0	Randall, S (W 7-1)	688	2:37
* May 12, 2019	at Utah Valley	L 4-14	7	31-20-0	16-8-0	Rodriguez, B (L 6-5)	502	2:36
May 14, 2019	SAINT MARY'S (CA)	L 3-6	9	31-21-0	16-8-0	Gibbons, E (L 0-2)	222	3:12
* May 16, 2019	GRAND CANYON	L 2-5	(10)	31-22-0	16-9-0	Dalton, T (L 4-2)	207	3:21
* May 17, 2019	GRAND CANYON-1	w 3-2	9	32-22-0	17-9-0	Churby, S (W 2-1)	219	3:09
* May 17, 2019	GRAND CANYON-2	w 2-1	9	33-22-0	18-9-0	Gibbons, E (W 1-2)	219	2:38
May 22, 2019	vs Utah Valley	L 2-4	9	33-23-0	18-9-0	Brahms, P (L 4-4)	755	2:38
May 23, 2019	vs CSU Bakersfield	w 7-3	9	34-23-0	18-9-0	Randall, S (W 8-1)	0	2:51
May 24, 2019	vs UT Rio Grande Valley	w 6-2	9	35-23-0	18-9-0	Rodriguez, B (W 7-5)	0	3:01
May 24, 2019	vs Utah Valley	w 6-4	9	36-23-0	18-9-0	Zalasky, J (W 1-0)	0	3:17
May 25, 2019	vs New Mexico State	w 6-4	(10)	37-23-0	18-9-0	Martizia, T (W 3-1)	0	3:20
May 25, 2019	vs Grand Canyon	w 4-3	(11)	38-23-0	18-9-0	Martizia, T (W 4-1)	917	3:19
May 26, 2019	vs Grand Canyon	w 5-4	9	39-23-0	18-9-0	Dalton, T (W 5-2)	685	2:51

( ) extra inning game

## GAME-BY-GAME HITTING STATS

Date	Opponent	ab	r	h	rbi	2b	3b	hr	tb	bb	ibb	sb	cs	hbp	sac	sf	gdp	k	po	a	e	lob	avg
Feb 16	NORTH DAKOTA STAT	29	1	3	1	1	1	0	6	6	0	0	1	1	1	0	0	13	27	9	1	9	.103
Feb 17	NORTH DAKOTA STAT	29	2	5	2	1	0	0	6	2	0	0	0	0	0	1	0	9	27	14	1	5	.138
Feb 17	NORTH DAKOTA STAT	36	8	14	7	3	0	0	17	2	0	3	0	3	0	1	1	9	27	7	1	10	.234
Feb 21	at Pacific	34	3	6	2	4	0	0	10	2	0	0	0	2	0	0	0	11	24	10	1	8	.219
Feb 22	at Pacific	32	3	5	3	1	1	0	8	7	1	0	0	2	0	0	1	13	24	7	2	11	.206
Feb 23	PACIFIC	32	5	6	3	0	0	1	9	2	0	6	0	1	0	0	0	10	27	10	0	6	.203
Feb 24	PACIFIC	32	2	7	2	0	0	0	7	6	0	0	0	0	1	0	0	4	27	9	3	10	.205
Mar 01	at UCLA	31	1	5	1	1	0	1	9	2	0	0	2	0	0	0	0	11	24	5	1	5	.200
Mar 03	at UCLA	31	0	4	0	1	0	0	5	0	0	0	0	0	0	0	1	8	24	2	1	4	.192
Mar 03	at UCLA	33	2	7	2	0	0	1	10	2	0	1	0	0	0	0	2	13	27	7	0	6	.194
Mar 05	at Saint Mary's (CA)	29	1	4	1	0	0	0	4	3	0	0	0	2	0	1	2	14	24	4	2	7	.190
Mar 08	TOWSON	27	5	5	4	2	1	0	9	7	0	1	1	0	0	1	0	7	27	8	0	6	.189
Mar 08	TOWSON	28	1	5	1	1	0	0	6	1	0	1	0	0	0	0	0	5	27	10	2	4	.189
Mar 09	TOWSON	30	13	7	12	2	0	1	12	12	0	0	1	2	0	0	0	4	27	5	2	7	.192
Mar 09	TOWSON	34	12	11	11	2	0	0	13	9	1	1	0	1	1	0	1	6	27	9	1	9	.201
Mar 12	UC DAVIS	27	8	9	6	4	0	0	13	11	0	5	1	0	1	4	1	5	27	9	1	11	.209
Mar 15	RIDER	31	5	5	4	0	0	0	5	2	0	0	0	2	0	0	0	12	27	10	1	6	.206
Mar 16	RIDER	27	6	11	5	2	1	0	15	5	1	2	1	0	1	3	1	2	27	7	1	6	.216
Mar 17	RIDER	30	7	11	6	2	0	0	13	5	0	0	1	2	1	2	1	4	27	11	0	9	.223
Mar 19	SAN JOSE STATE	33	7	11	7	1	0	1	15	3	0	0	0	1	0	2	0	5	27	8	1	8	.229
*Mar 22	UT RIO GRANDE VALL	37	5	12	5	4	1	0	18	6	0	0	0	1	1	1	0	7	30	8	2	13	.235
*Mar 23	UT RIO GRANDE VALL	32	7	7	6	1	0	1	11	7	0	2	0	0	0	0	1	9	27	10	2	8	.234
*Mar 24	UT RIO GRANDE VALL	30	3	5	3	1	0	0	6	13	0	0	0	0	0	2	0	11	27	8	0	15	.231
Mar 26	CALIFORNIA	30	6	8	6	0	0	1	11	8	0	0	0	0	1	0	0	7	27	7	0	9	.233
*3/29/2019	at Cal Baptist	47	21	19	19	7	1	1	31	11	0	1	0	0	0	0	0	11	27	4	3	11	.243
*3/30/2019	at Cal Baptist	36	5	8	5	2	0	0	10	4	0	0	0	0	2	0	1	5	24	10	2	10	.242
*3/31/2019	at Cal Baptist	29	1	3	1	0	0	0	3	3	0	0	0	0	0	1	0	8	27	15	0	5	.237
Apr 03	at Nevada	32	2	6	2	2	0	0	8	3	0	0	1	1	0	0	0	13	24	7	1	7	.235
*Apr 05	CSU BAKERSFIELD	34	4	8	4	0	0	1	11	4	1	0	2	0	0	0	0	10	30	14	2	6	.235
*Apr 06	CSU BAKERSFIELD	30	10	8	6	2	1	1	15	6	0	2	0	3	1	1	1	4	27	8	2	7	.236
*Apr 07	CSU BAKERSFIELD	31	5	7	5	0	0	0	7	5	1	0	1	3	1	0	0	8	27	9	4	10	.236
Apr 09	at Santa Clara	31	0	4	0	0	0	0	4	6	0	0	0	2	0	0	1	16	24	9	3	12	.233
*Apr 12	at Seattle University	33	2	9	2	1	0	0	10	3	0	0	0	1	1	2	0	4	24	8	0	11	.234
*Apr 12	at Seattle University	34	9	11	8	3	0	1	17	9	0	1	1	2	1	3	0	5	27	6	1	13	.237
*Apr 13	at Seattle University	37	6	8	5	0	0	1	11	7	0	1	0	1	0	0	0	16	27	6	0	12	.236
Apr 17	at Illinois State	30	1	6	1	0	0	1	9	3	0	1	0	0	0	0	1	8	24	10	0	5	.235
*Apr 19	at Chicago State	40	13	13	13	5	0	3	27	5	0	0	0	1	0	0	0	8	24	10	0	9	.238
*Apr 19	at Chicago State	37	7	11	7	4	1	1	20	5	0	0	0	1	0	1	1	6	27	6	3	10	.240
*Apr 20	at Chicago State	35	10	8	9	2	1	1	15	8	0	1	0	2	1	0	0	9	27	10	2	9	.240
Apr 23	at California	37	4	8	3	2	0	2	16	4	0	0	0	0	0	0	0	9	24	13	1	10	.239
*Apr 26	NEW MEXICO STATE	32	4	7	4	1	0	0	8	3	0	0	0	1	0	0	0	8	27	10	2	6	.239
*Apr 27	NEW MEXICO STATE	35	4	10	3	1	0	0	11	2	0	3	0	0	0	1	0	14	27	5	2	7	.240
*Apr 28	NEW MEXICO STATE	34	2	8	2	1	0	0	9	4	0	1	0	0	1	0	1	13	27	5	0	10	.240
Apr 30	at San Francisco	34	2	7	2	2	0	0	9	3	0	1	1	1	0	0	0	12	24	17	0	9	.239
*May 03	at Northern Colorado	33	6	7	6	0	1	1	12	6	0	0	0	1	1	0	0	10	24	11	0	8	.238
*May 04	at Northern Colorado	42	15	13	15	1	2	1	21	8	0	2	2	1	0	1	0	6	27	15	4	10	.240
*May 05	at Northern Colorado	27	12	10	11	1	0	2	17	8	0	1	1	1	0	4	0	9	21	6	0	7	.243
May 07	NEVADA	29	4	6	4	2	0	0	8	4	0	1	0	2	0	1	1	6	27	7	1	8	.242
*May 10	at Utah Valley	32	2	7	2	0	1	1	12	3	0	0	0	3	0	0	1	8	24	9	1	9	.241
*May 11	at Utah Valley	30	5	4	5	0	0	1	7	4	0	0	1	1	0	0	0	14	27	12	1	3	.239
*May 12	at Utah Valley	26	4	6	3	3	1	1	14	5	0	0	0	2	0	0	1	2	19	9	1	8	.239
May 14	SAINT MARY'S (CA)	37	3	7	2	1	0	0	8	1	0	0	0	0	0	0	0	14	27	2	1	8	.238
*May 16	GRAND CANYON	35	2	4	2	2	0	0	6	3	0	0	0	0	0	0	0	7	30	10	3	6	.236
*May 17	GRAND CANYON	34	3	8	3	1	0	1	12	5	1	0	0	0	0	0	1	10	27	7	2	11	.236
*May 17	GRAND CANYON	26	2	2	2	1	0	1	6	1	0	0	0	1	0	1	0	6	27	7	0	3	.233
May 22	vs Utah Valley	28	2	4	2	0	0	0	4	4	0	0	0	1	1	1	0	8	27	11	1	6	.232
May 23	vs CSU Bakersfield	34	7	9	6	1	0	2	16	4	1	0	0	1	2	0	0	8	27	14	0	7	.233
May 24	vs UT Rio Grande Valley	36	6	11	5	2	1	0	15	3	0	0	0	0	0	0	0	4	27	9	1	9	.234
May 24	vs Utah Valley	35	6	9	6	2	0	0	11	6	0	0	1	1	0	1	0	8	27	12	1	10	.234
May 25	vs New Mexico State	38	6	10	6	2	0	1	15	4	0	0	0	3	1	0	1	5	30	15	2	10	.235
May 25	vs Grand Canyon	35	4	6	4	2	0	1	11	5	0	0	1	1	2	0	0	11	33	14	0	8	.234
May 26	vs Grand Canyon	37	5	12	5	1	0	3	22	2	0	1	0	1	0	0	1	4	27	10	2	8	.235
Totals		2026	319	477	290	91	15	36	706	297	7	39	20	59	23	36	24	526	1633	556	75	510	.235



## GAME-BY-GAME PITCHING STATS

Date	Opponent	ip	h	r	er	bb	so	2b	3b	hr	wp	bk	hbp	dp	ibb	score	w-l	sv	era
Feb 16	NORTH DAKOTA STAT	9.0	14	9	9	5	14	4	0	2	1	0	1	0	0	1-9	0-1	0	9.00
Feb 17	NORTH DAKOTA STAT	9.0	9	1	0	1	7	1	0	0	0	0	0	0	1	2-1	1-1	0	4.50
Feb 17	NORTH DAKOTA STAT	9.0	9	3	3	2	18	2	0	0	0	1	0	0	0	8-3	2-1	0	4.00
Feb 21	at Pacific	8.0	13	11	10	0	5	2	0	2	1	0	3	1	0	3-11	2-2	0	5.66
Feb 22	at Pacific	8.0	7	6	3	2	7	1	0	0	1	0	3	0	0	3-6	2-3	0	5.23
Feb 23	PACIFIC	9.0	5	2	2	1	8	0	0	0	0	0	1	0	0	5-2	3-3	1	4.67
Feb 24	PACIFIC	9.0	9	6	5	3	10	4	0	1	0	0	2	1	0	2-6	3-4	1	4.72
Mar 01	at UCLA	8.0	6	2	1	2	10	0	1	0	1	0	2	0	1	1-2	3-5	1	4.30
Mar 03	at UCLA	8.0	14	6	2	3	8	3	0	1	0	0	2	0	1	0-6	3-6	1	4.09
Mar 03	at UCLA	9.0	6	1	1	2	11	0	0	1	0	1	0	1	1	2-1	4-6	1	3.77
Mar 05	at Saint Mary's (CA)	8.0	14	10	10	2	9	3	0	1	3	0	0	0	0	1-10	4-7	1	4.40
Mar 08	TOWSON	9.0	3	0	0	0	11	1	0	0	0	0	1	1	0	5-0	5-7	1	4.02
Mar 08	TOWSON	9.0	6	0	0	0	10	1	0	0	0	0	1	1	0	1-0	6-7	2	3.70
Mar 09	TOWSON	9.0	6	4	3	3	13	1	0	1	0	1	0	0	0	13-4	7-7	3	3.64
Mar 09	TOWSON	9.0	4	2	2	0	4	1	0	0	1	0	2	2	0	12-2	8-7	3	3.53
Mar 12	UC DAVIS	9.0	5	2	1	4	9	0	0	0	0	0	0	0	0	8-2	9-7	3	3.37
Mar 15	RIDER	9.0	8	4	4	3	8	2	1	0	0	0	0	0	0	5-4	10-7	4	3.41
Mar 16	RIDER	9.0	6	3	2	0	9	1	0	0	0	0	1	0	0	6-3	11-7	5	3.32
Mar 17	RIDER	9.0	3	0	0	1	9	1	0	0	0	0	0	1	0	7-0	12-7	5	3.14
Mar 19	SAN JOSE STATE	9.0	1	2	2	3	8	1	0	0	1	0	0	0	0	7-2	13-7	5	3.09
*Mar 22	UT RIO GRANDE VALL	10.0	5	4	3	1	12	2	0	2	0	0	0	0	0	5-4	14-7	5	3.06
*Mar 23	UT RIO GRANDE VALL	9.0	12	1	1	2	4	0	0	0	0	0	0	1	0	7-1	15-7	5	2.97
*Mar 24	UT RIO GRANDE VALL	9.0	7	5	5	8	10	3	0	0	2	0	0	1	0	3-5	15-8	5	3.06
Mar 26	CALIFORNIA	9.0	4	0	0	3	13	0	0	0	0	0	0	1	0	6-0	16-8	5	2.93
*3/29/2019	at Cal Baptist	9.0	11	10	8	4	15	4	0	1	0	0	0	1	0	21-10	17-8	5	3.14
*3/30/2019	at Cal Baptist	8.0	12	6	5	2	9	3	0	2	1	0	1	1	0	5-6	17-9	5	3.22
*3/31/2019	at Cal Baptist	9.0	2	0	0	0	5	0	0	0	0	0	0	0	0	1-0	18-9	5	3.10
Apr 03	at Nevada	8.0	7	6	5	3	7	2	0	1	2	0	3	1	0	2-6	18-10	5	3.18
*Apr 05	CSU BAKERSFIELD	10.0	8	3	3	3	8	2	0	0	0	0	0	0	1	4-3	19-10	5	3.16
*Apr 06	CSU BAKERSFIELD	9.0	14	7	7	2	5	1	0	0	0	0	1	0	0	10-7	20-10	6	3.29
*Apr 07	CSU BAKERSFIELD	9.0	7	4	2	2	7	2	0	0	0	0	0	0	1	5-4	21-10	6	3.25
Apr 09	at Santa Clara	8.0	12	11	5	7	11	1	0	0	6	0	4	0	0	0-11	21-11	6	3.32
*Apr 12	at Seattle University	8.0	6	4	4	5	6	0	0	1	1	0	0	1	1	2-4	21-12	6	3.35
*Apr 12	at Seattle University	9.0	8	3	3	3	8	0	0	0	0	0	1	0	0	9-3	22-12	7	3.34
*Apr 13	at Seattle University	9.0	5	2	2	4	11	0	1	1	0	0	0	2	0	6-2	23-12	7	3.30
Apr 17	at Illinois State	8.0	5	2	2	4	9	2	0	1	1	0	0	2	0	1-2	23-13	7	3.28
*Apr 19	at Chicago State	8.0	8	3	3	2	10	2	0	0	1	0	0	1	0	13-3	24-13	7	3.28
*Apr 19	at Chicago State	9.0	9	5	2	2	10	3	0	1	0	0	2	0	0	7-5	25-13	7	3.24
*Apr 20	at Chicago State	9.0	7	1	1	3	6	0	0	0	0	1	0	0	0	10-1	26-13	7	3.18
Apr 23	at California	8.0	16	12	12	6	4	3	0	4	1	0	0	1	1	4-12	26-14	7	3.42
*Apr 26	NEW MEXICO STATE	9.0	11	3	1	5	7	1	0	0	0	0	1	1	1	4-3	27-14	7	3.36
*Apr 27	NEW MEXICO STATE	9.0	11	12	11	6	9	2	0	1	5	0	0	1	0	4-12	27-15	7	3.55
*Apr 28	NEW MEXICO STATE	9.0	4	3	3	1	8	0	0	2	0	0	2	0	0	2-3	27-16	7	3.53
Apr 30	at San Francisco	8.0	4	3	3	2	1	2	0	0	0	0	2	2	0	2-3	27-17	7	3.53
*May 03	at Northern Colorado	8.0	14	8	8	5	8	1	0	1	3	0	0	1	2	6-8	27-18	7	3.64
*May 04	at Northern Colorado	9.0	15	10	9	4	6	1	1	4	0	0	0	2	0	15-10	28-18	7	3.76
*May 05	at Northern Colorado	7.0	4	2	2	3	9	1	0	1	1	1	0	1	0	12-2	29-18	8	3.74
May 07	NEVADA	9.0	6	3	3	3	12	1	0	0	0	0	4	0	0	4-3	30-18	9	3.72
*May 10	at Utah Valley	8.0	11	6	5	2	6	4	1	0	0	1	0	1	0	2-6	30-19	9	3.76
*May 11	at Utah Valley	9.0	6	4	3	4	6	2	0	1	1	0	2	1	0	5-4	31-19	10	3.74
*May 12	at Utah Valley	6.1	18	14	12	3	3	4	0	2	1	0	1	1	0	4-14	31-20	10	3.94
May 14	SAINT MARY'S (CA)	9.0	11	6	5	10	12	2	0	1	5	1	2	0	1	3-6	31-21	10	3.96
*May 16	GRAND CANYON	10.0	9	5	4	8	14	3	0	1	2	0	0	0	3	2-5	31-22	10	3.95
*May 17	GRAND CANYON	9.0	5	2	0	6	10	1	0	0	1	0	1	0	2	3-2	32-22	10	3.87
*May 17	GRAND CANYON	9.0	11	1	1	7	10	2	0	0	1	0	1	0	2	2-1	33-22	11	3.82
May 22	vs Utah Valley	9.0	7	4	4	7	7	2	0	0	1	0	2	2	1	2-4	33-23	11	3.82
May 23	vs CSU Bakersfield	9.0	7	3	3	4	2	1	0	0	0	1	0	1	0	7-3	34-23	11	3.81
May 24	vs UT Rio Grande Valley	9.0	3	2	1	5	9	1	0	0	1	0	5	1	1	6-2	35-23	12	3.76
May 24	vs Utah Valley	9.0	5	4	3	5	7	0	0	0	0	0	4	2	0	6-4	36-23	13	3.74
May 25	vs New Mexico State	10.0	11	4	4	5	5	1	0	1	0	0	2	3	1	6-4	37-23	14	3.74
May 25	vs Grand Canyon	11.0	12	3	3	3	5	2	0	0	2	0	2	1	0	4-3	38-23	14	3.72
May 26	vs Grand Canyon	9.0	5	4	2	5	5	0	0	1	1	0	0	1	0	5-4	39-23	15	3.69
Totals		544.1	503	269	223	206	519	93	5	39	49	8	62	43	22	319-269	39-23	15	3.69

## MISCELLANEOUS STATS

Score by innings	1	2	3	4	5	6	7	8	9	EX	Total
Sacramento State	28	21	42	30	56	29	35	41	32	5	319
Opponents	41	31	27	27	42	30	27	25	16	3	269

### Record when ...

Overall	39-23	After 6 leading	24-2
Conference	18-9	..... trailing	5-21
Non-Conference	21-14	..... tied	10-0
Home games	22-7	After 7 leading	25-2
Away games	11-15	..... trailing	5-19
Neutral site	6-1	..... tied	8-1
Day games	27-11	After 8 leading	28-0
Night games	12-12	..... trailing	1-20
vs Left starter	11-7	..... tied	8-2
vs Right starter	28-16		
1-Run games	15-5	Hit 0 home runs	16-17
2-Run games	3-4	... 1 home run	19-5
5+Run games	15-8	... 2+ home runs	4-1
Extra innings	4-1		
Shutouts	5-2	Opponent 0 home runs	28-7
		..... 1 home run	9-10
Scoring 0-2 runs	5-14	..... 2+ HRs	2-6
..... 3-5 runs	12-8		
..... 6-9 runs	14-1	Made 0 errors	12-6
..... 10+ runs	8-0	.... 1 error	12-10
		.... 2+ errors	15-7
Opponent 0-2 runs	18-2		
..... 3-5 runs	18-6	Opp. made 0 errors	12-7
..... 6-9 runs	1-9	..... 1 error	11-8
..... 10+ runs	2-6	..... 2+ errors	16-8
Scored in 1st inning	11-4	Out-hit opponent	25-4
Opp. scored in 1st	12-8	Out-hit by opponent	11-19
Scores first	23-9	Hits are tied	3-0
Opp. scores first	16-14		

### Record when team scores:

Runs	0	1	2	3	4	5	6	7	8	9	10+
W-L	0-2	2-4	3-8	1-4	4-3	7-1	6-1	5-0	2-0	1-0	8-0

### Record when opponent scores:

Runs	0	1	2	3	4	5	6	7	8	9	10+
W-L	5-0	5-0	8-2	9-2	8-2	1-2	0-7	1-0	0-1	0-1	2-6

### Record when leading after:

Inn.	1	2	3	4	5	6	7	8
W-L	8-3	11-3	17-5	24-4	20-3	24-2	25-2	28-0

### Record when trailing after:

Inn.	1	2	3	4	5	6	7	8
W-L	10-8	11-11	11-14	11-15	9-18	5-21	5-19	1-20

### Record when tied after:

Inn.	1	2	3	4	5	6	7	8
W-L	21-12	17-9	11-4	4-4	10-2	10-0	8-1	8-2

Current winning streak: 6  
 Longest winning streak: 11  
 Longest losing streak: 4

Home attendance : 8549 ( 29 dates avg = 294 )  
 Away attendance : 12620 ( 33 dates avg = 382 )  
 Total attendance: 21169 ( 62 dates avg = 341 )

## MISCELLANEOUS STATS CONT.

### Starting Lineup By Position (Team W-L record when starter)

<b>PITCHER:</b>		
16 Brahms, Parker	15	(10-5)
35 Randall, Scott	14	(11-3)
17 Roberts, Austin	9	(4-5)
32 Adams, Travis	9	(4-5)
36 Rodriguez, Brady	5	(4-1)
3 Gibbons, Evan	4	(1-3)
34 Tabura, Nick	4	(3-1)
29 Dalton, Tanner	2	(2-0)
<b>CATCHER:</b>		
15 Bacho, Dawsen	37	(23-14)
5 McPhillips, Dylan	20	(12-8)
19 Vincelli-Simard, Mar	4	(4-0)
44 Birch, Michael	1	(0-1)
<b>FIRST BASE:</b>		
19 Vincelli-Simard, Mar	42	(29-13)
4 Walstad, Ryan	18	(10-8)
3 Gibbons, Evan	2	(0-2)
<b>SECOND BASE:</b>		
7 Torres, Keith	26	(18-8)
4 Walstad, Ryan	21	(14-7)
5 McPhillips, Dylan	8	(4-4)
8 Moretto, Steven	4	(2-2)
3 Gibbons, Evan	2	(1-1)
38 Iwasa, Nick	1	(0-1)
<b>THIRD BASE:</b>		
8 Moretto, Steven	58	(37-21)
3 Gibbons, Evan	4	(2-2)
<b>SHORTSTOP:</b>		
7 Torres, Keith	36	(21-15)
3 Gibbons, Evan	26	(18-8)
<b>LEFT FIELD:</b>		
24 Smith, Matt	53	(31-22)
39 McCormick, Griffin	5	(4-1)
38 Iwasa, Nick	3	(3-0)
2 Grubbs, Bronson	1	(1-0)
<b>CENTER FIELD:</b>		
2 Grubbs, Bronson	61	(38-23)
6 Doyle, Trevor	1	(1-0)
<b>RIGHT FIELD:</b>		
6 Doyle, Trevor	45	(29-16)
28 Zeidman, Aaron	10	(4-6)
38 Iwasa, Nick	6	(5-1)
24 Smith, Matt	1	(1-0)
<b>DESIGNATED HITTER:</b>		
15 Bacho, Dawsen	22	(14-8)
13 Ohlsen, Dylan	9	(5-4)
19 Vincelli-Simard, Mar	9	(4-5)
5 McPhillips, Dylan	7	(5-2)
38 Iwasa, Nick	4	(3-1)
39 McCormick, Griffin	4	(3-1)
4 Walstad, Ryan	3	(3-0)
3 Gibbons, Evan	1	(0-1)
34 Tabura, Nick	1	(1-0)
44 Birch, Michael	1	(0-1)
35 Randall, Scott	1	(1-0)

### Starting Lineup By Lineup Spot (Team W-L record when starter)

<b>LEADOFF:</b>		
24 Smith, Matt	25	(18-7)
7 Torres, Keith	10	(5-5)
2 Grubbs, Bronson	10	(4-6)
15 Bacho, Dawsen	9	(6-3)
5 McPhillips, Dylan	3	(3-0)
4 Walstad, Ryan	2	(2-0)
6 Doyle, Trevor	2	(0-2)
38 Iwasa, Nick	1	(1-0)
<b>2ND SPOT:</b>		
7 Torres, Keith	30	(16-14)
15 Bacho, Dawsen	12	(10-2)
5 McPhillips, Dylan	4	(1-3)
4 Walstad, Ryan	4	(3-1)
24 Smith, Matt	4	(2-2)
2 Grubbs, Bronson	3	(3-0)
8 Moretto, Steven	2	(1-1)
39 McCormick, Griffin	2	(2-0)
38 Iwasa, Nick	1	(1-0)
<b>3RD SPOT:</b>		
24 Smith, Matt	20	(8-12)
15 Bacho, Dawsen	12	(7-5)
19 Vincelli-Simard, Mar	11	(9-2)
7 Torres, Keith	9	(7-2)
8 Moretto, Steven	7	(5-2)
4 Walstad, Ryan	3	(3-0)
<b>CLEANUP:</b>		
8 Moretto, Steven	19	(11-8)
19 Vincelli-Simard, Mar	17	(9-8)
15 Bacho, Dawsen	14	(9-5)
7 Torres, Keith	5	(5-0)
24 Smith, Matt	5	(4-1)
6 Doyle, Trevor	2	(1-1)
<b>5TH SPOT:</b>		
8 Moretto, Steven	25	(15-10)
19 Vincelli-Simard, Mar	14	(7-7)
4 Walstad, Ryan	12	(9-3)
39 McCormick, Griffin	3	(3-0)
15 Bacho, Dawsen	2	(0-2)
13 Ohlsen, Dylan	2	(1-1)
7 Torres, Keith	2	(2-0)
5 McPhillips, Dylan	1	(1-0)
6 Doyle, Trevor	1	(1-0)
<b>6TH SPOT:</b>		
4 Walstad, Ryan	14	(6-8)
5 McPhillips, Dylan	12	(7-5)
15 Bacho, Dawsen	9	(5-4)
19 Vincelli-Simard, Mar	9	(9-0)
13 Ohlsen, Dylan	4	(3-1)
8 Moretto, Steven	4	(3-1)
38 Iwasa, Nick	4	(4-0)
7 Torres, Keith	3	(1-2)
6 Doyle, Trevor	2	(1-1)
3 Gibbons, Evan	1	(0-1)
<b>7TH SPOT:</b>		
6 Doyle, Trevor	15	(11-4)
5 McPhillips, Dylan	14	(8-6)
4 Walstad, Ryan	7	(4-3)
3 Gibbons, Evan	6	(3-3)
19 Vincelli-Simard, Mar	4	(3-1)
38 Iwasa, Nick	4	(3-1)
8 Moretto, Steven	3	(3-0)
7 Torres, Keith	2	(2-0)
13 Ohlsen, Dylan	2	(1-1)
44 Birch, Michael	2	(0-2)



## TEAM HIGHS

Batting	
At bats:	47 - at Cal Baptist (3/29/2019)
Runs scored:	21 - at Cal Baptist (3/29/2019)
Hits:	19 - at Cal Baptist (3/29/2019)
RBIs:	19 - at Cal Baptist (3/29/2019)
Doubles:	7 - at Cal Baptist (3/29/2019)
Triples:	2 - at Northern Colorado (May 04, 2019)
Home runs:	3 - at Chicago State (Apr 19, 2019)
	3 - vs Grand Canyon (May 26, 2019 at Mesa, Ariz.)
Total bases:	31 - at Cal Baptist (3/29/2019)
Walks:	13 - vs UT Rio Grande Valley (Mar 24, 2019)
Strikeouts:	16 - at Santa Clara (Apr 09, 2019)
	16 - at Seattle University (Apr 13, 2019)
Sac hits:	2 - at Cal Baptist (3/30/2019)
	2 - vs CSU Bakersfield (May 23, 2019 at Mesa, Ariz.)
	2 - vs Grand Canyon (May 25, 2019 at Mesa, Ariz.)
Sac flies:	4 - vs UC Davis (Mar 12, 2019)
	4 - at Northern Colorado (May 05, 2019)
Stolen bases:	6 - vs Pacific (Feb 23, 2019)
Hit by pitch:	3 - (5 times)
Caught stealing:	2 - at UCLA (Mar 01, 2019)
	2 - vs CSU Bakersfield (Apr 05, 2019)
	2 - at Northern Colorado (May 04, 2019)
Runners LOB:	15 - vs UT Rio Grande Valley (Mar 24, 2019)
Hit into DP:	2 - at UCLA (Mar 03, 2019)
	2 - at Saint Mary's (CA) (Mar 05, 2019)
	2 - at Northern Colorado (May 03, 2019)
Fielding	
Putouts:	33 - vs Grand Canyon (May 25, 2019 at Mesa, Ariz.)
Assists:	17 - at San Francisco (Apr 30, 2019)
Errors:	4 - vs CSU Bakersfield (Apr 07, 2019)
	4 - at Northern Colorado (May 04, 2019)
Passed balls:	1 - (9 times)
DPs turned:	3 - vs New Mexico State (May 25, 2019 at Mesa, Ariz.)
Pitching	
Innings pitched:	11.0 - vs Grand Canyon (May 25, 2019 at Mesa, Ariz.)
Runs allowed:	14 - at Utah Valley (May 12, 2019)
Earned runs:	12 - at California (Apr 23, 2019)
	12 - at Utah Valley (May 12, 2019)
Walks allowed:	10 - vs Saint Mary's (CA) (May 14, 2019)
Strikeouts:	18 - vs North Dakota State (Feb 17, 2019)
Hits allowed:	18 - at Utah Valley (May 12, 2019)
Doubles allowed:	4 - (5 times)
Triples allowed:	1 - (5 times)
Homers allowed:	4 - at California (Apr 23, 2019)
	4 - at Northern Colorado (May 04, 2019)
Wild pitches:	6 - at Santa Clara (Apr 09, 2019)

## INDIVIDUAL HIGHS

Batting	
At bats:	6 - (8 times)
Runs scored:	4 - Smith, Matt vs CSU Bakersfield (Apr 06, 2019)
	4 - Smith, Matt at Northern Colorado (May 04, 2019)
Hits:	4 - (7 times)
RBIs:	5 - Bacho, Dawson at Cal Baptist (3/29/2019)
	5 - Moretto, Steven at Northern Colorado (May 04, 2019)
Doubles:	3 - Smith, Matt at Cal Baptist (3/29/2019)
Triples:	1 - (15 times)
Home runs:	1 - (36 times)
Total bases:	9 - Smith, Matt vs CSU Bakersfield (Apr 06, 2019)
Walks:	5 - Torres, Keith at Northern Colorado (May 05, 2019)
Strikeouts:	4 - (4 times)
Sac hits:	2 - Doyle, Trevor vs CSU Bakersfield (May 23, 2019 at Mesa, Ariz.)
Sac flies:	2 - Ohlsen, Dylan vs UC Davis (Mar 12, 2019)
Stolen bases:	2 - Grubbs, Bronson vs North Dakota State (Feb 17, 2019)
	2 - Walstad, Ryan vs Pacific (Feb 23, 2019)
Hit by pitch:	2 - (4 times)
Caught stealing:	1 - (20 times)
Runners LOB:	6 - Iwasa, Nick at Pacific (Feb 22, 2019)
	6 - Vincelli-Simard, Mar at California (Apr 23, 2019)
	6 - Smith, Matt vs New Mexico State (May 25, 2019 at Mesa, Ariz.)
Fielding	
Putouts:	15 - Bacho, Dawson vs North Dakota State (Feb 17, 2019)
	15 - Bacho, Dawson at Cal Baptist (3/29/2019)
	15 - Bacho, Dawson vs Grand Canyon (May 16, 2019)
Assists:	7 - Torres, Keith at California (Apr 23, 2019)
Errors:	2 - (6 times)
Passed balls:	1 - (9 times)
Pitching	
Innings pitched:	9.0 - Randall, Scott at Cal Baptist (3/31/2019)
Runs allowed:	8 - Brahm, Parker at Cal Baptist (3/29/2019)
Earned runs:	6 - (4 times)
Walks allowed:	7 - Roberts, Austin vs Grand Canyon (May 16, 2019)
Strikeouts:	13 - Roberts, Austin vs North Dakota State (Feb 17, 2019)
Hits allowed:	9 - Adams, Travis vs UT Rio Grande Valley (Mar 23, 2019)
	9 - Randall, Scott vs CSU Bakersfield (Apr 06, 2019)
	9 - Roberts, Austin at Utah Valley (May 10, 2019)
Doubles allowed:	4 - Brahm, Parker at Cal Baptist (3/29/2019)
Triples allowed:	1 - (5 times)
Homers allowed:	4 - Brahm, Parker at Northern Colorado (May 04, 2019)
Wild pitches:	2 - (7 times)
Hit batters:	3 - Martizia, Travis vs Nevada (May 07, 2019)
	3 - Dalton, Tanner vs UT Rio Grande Valley (May 24, 2019 at Mesa, Ariz.)

## STREAKS AND MULTI-GAMES

Multiple Hit Games	2	3	4	5+	Total
24 Smith, Matt	10	5	3	-	18
15 Bacho, Dawson	7	3	3	-	13
7 Torres, Keith	8	4	-	-	12
19 Vincelli-Simard, Mar	9	1	-	-	10
8 Moretto, Steven	8	2	-	-	10
2 Grubbs, Bronson	7	1	-	-	8
6 Doyle, Trevor	6	1	-	-	7
4 Walstad, Ryan	5	1	1	-	7
5 McPhillips, Dylan	5	-	-	-	5
3 Gibbons, Evan	4	-	-	-	4
38 Iwasa, Nick	1	-	-	-	1
44 Birch, Michael	1	-	-	-	1
39 McCormick, Griffin	1	-	-	-	1
TEAM	72	18	7	0	97

Multiple RBI Games	2	3	4	5+	Total
15 Bacho, Dawson	5	2	4	1	12
24 Smith, Matt	6	3	-	-	9
19 Vincelli-Simard, Mar	4	1	3	-	8
8 Moretto, Steven	4	2	-	1	7
2 Grubbs, Bronson	4	2	-	-	6
5 McPhillips, Dylan	5	1	-	-	6
4 Walstad, Ryan	3	1	-	-	4
7 Torres, Keith	3	1	-	-	4
6 Doyle, Trevor	3	1	-	-	4
3 Gibbons, Evan	2	-	-	-	2
39 McCormick, Griffin	-	-	1	-	1
13 Ohlsen, Dylan	-	1	-	-	1
38 Iwasa, Nick	1	-	-	-	1
TEAM	40	15	8	2	65

Hitting Streaks	Longest	Current
24 Smith, Matt	14	3
7 Torres, Keith	13	-
8 Moretto, Steven	9	1
4 Walstad, Ryan	9	1
15 Bacho, Dawson	9	9
2 Grubbs, Bronson	7	1
19 Vincelli-Simard, Mar	6	5
5 McPhillips, Dylan	6	2
39 McCormick, Griffin	6	-
6 Doyle, Trevor	6	-
38 Iwasa, Nick	4	1
3 Gibbons, Evan	3	-
28 Zeidman, Aaron	2	-
44 Birch, Michael	1	-
13 Ohlsen, Dylan	1	-

Reached Base Streaks	Longest	Current
4 Walstad, Ryan	22	22
2 Grubbs, Bronson	22	1
7 Torres, Keith	19	1
15 Bacho, Dawson	16	9
5 McPhillips, Dylan	15	2
24 Smith, Matt	15	3
8 Moretto, Steven	12	1
38 Iwasa, Nick	11	2
6 Doyle, Trevor	10	5
19 Vincelli-Simard, Mar	10	5
3 Gibbons, Evan	7	-
39 McCormick, Griffin	6	-
28 Zeidman, Aaron	3	-
13 Ohlsen, Dylan	2	2
44 Birch, Michael	1	-

## HOME RUN TRACKER (23-6)

Player	Date	Opponent	Pitcher	On	Inn	Out	Count
Vincelli-Simard (1)	2/23	vs. Pacific	R. Shreve	0	7	0	1-0
Vincelli-Simard (2)	3/1	at UCLA	Z. Pettway	0	7	1	2-0
Moretto (1)	3/3	at UCLA	H. Powell	0	9	0	0-1
Vincelli-Simard (3)	3/9	vs. Towson	C. Mason	2	8	1	0-1
Vincelli-Simard (4)	3/19	vs. SJSU	C. Konishi	2	3	1	0-0
Moretto (2)	3/23	vs. UTRGV	K. Palm	0	7	0	0-0
Moretto (3)	3/26	vs. CAL	J. Delmore	0	7	2	0-1
Walstad (1)	3/29	at CBU	D. Necochea	1	9	0	1-0
Smith (1)	4/5	vs. CSUB	D. Vines	1	8	2	0-1
Smith (2)	4/6	vs. CSUB	R. Angelo	1	5	2	1-2
Smith (3)	4/12	at SU	D. Parisotto	0	1	0	3-1
Smith (4)	4/13	at SU	P. Christianson	1	8	2	0-1
McPhillips (1)	4/17	at ISU	M. Vogrin	0	5	1	2-1
McPhillips (2)	4/19	at CSU (1)	D. Cumming	0	3	2	3-2
Walstad (2)	4/19	at CSU (1)	D. Youngblood	2	7	2	1-2
Moretto (4)	4/19	at CSU (1)	D. Youngblood	1	8	2	0-0
Moretto (5)	4/19	at CSU (2)	Y. Halim	1	9	2	1-0
Gibbons (1)	4/20	at CSU	K. Merkel	1	9	1	3-1
Vincelli-Simard (5)	4/23	at CAL	L. Gather	0	2	0	2-2
Moretto (6)	4/23	at CAL	C. Oswalt	0	8	0	0-0
Bacho (1)	5/3	at UNC	K. Pate	2	5	2	1-1
Bacho (2)	5/4	at UNC	B. Moreland	0	9	0	0-1
Bacho (3)	5/5	at UNC	I. Bracken	1	4	2	3-1
Moretto (7)	5/5	at UNC	I. Bracken	0	5	0	0-0
Zeidman (1)	5/10	at UVU	J. Carr	0	5	0	1-2
Bacho (4)	5/11	at UVU	P. Schultz	3	6	1	0-0
Vincelli-Simard (6)	5/12	at UVU	W. Ramsey	2	5	2	1-2
McPhillips (3)	5/17	vs. GCU (1)	K. Mechals	1	3	1	2-1
Bacho (5)	5/17	vs. GCU (2)	J. Schneider	0	1	2	0-1
Bacho (6)	5/23	vs. CSUB	R. Angelo	2	9	2	2-2
Moretto (8)	5/23	vs. CSUB	R. Angelo	0	9	2	0-1
Smith (5)	5/25	vs. NSMU	J. Dehn	1	5	1	1-0
Bacho (7)	5/25	vs. GCU	N. Hull	0	3	2	2-2
Moretto (9)	5/26	vs. GCU	P. Ohl	0	1	1	0-1
Smith (6)	5/26	vs. GCU	P. Ohl	0	3	1	1-0
Bacho (8)	5/26	vs. GCU	P. Ohl	0	3	1	1-0

**Two-Homer Games (0):**

**Three-Homer Games (1):** 4/19 at CSU (McPhillips, Walstad, Moretto)

**Grand Slams (1):** Bacho (5/11)

**Back-To-Back Home Runs (2):** 5/23 vs. CSUB (Bacho, Moretto), 5/26 vs. GCU (Smith, Bacho)

**Back-To-Back-To-Back Home Runs (0):**

**Pinch-Hit Home Runs (0):**

**Inside-the-Park Home Runs (0):**

**Walk-off Home Runs (0):**

**Led Off Game (1):** Smith (4/12)

**Led Off Inning (8):** Vincelli-Simard, Twice (2/23, 4/23), Moretto, 4x (3/3, 3/23, 4/23, 5/5), Bacho (5/4), Zeidman (5/10)

## WALK-OFF TRACKER (7-1)

Date	W/L	Opp	Score	Player	Winning Play	Inning
Feb. 17	W	vs. NDSU	2-1	Iwasa	RBI-single	9
March 1	L	at UCLA	2-1	Kreidler	RBI-single	9
March 22	W	vs. UTRGV	5-4	Bacho	RBI-double	10
April 5	W	vs. CSUB	4-3	Bacho	RBI-single	10
April 6	W	vs. CSUB	5-4	Moretto	RBI-single	9
April 26	W	vs. NMSU	4-3	Grubbs	3-run double	9
May 17	W	vs. GCU (G1)	3-2	Bacho	RBI-single	9
May 25	W	vs. GCU	5-4	McPhillips	RBI-double	11

## MULTI-HIT & RBI TRACKER

### CAREER MULTI-HIT GAMES (BY YEAR)

Player	'15	'16	'17	'18	'19	Total
Matt Smith	--	14	--	17	18	49
Keith Torres	--	--	--	17	12	29
Bronson Grubbs	6	12	--	2	8	28
Steven Moretto	--	--	--	13	10	23
Dawsen Bacho	--	--	7	--	13	20
Martin Vincelli-Simard	--	--	--	--	10	10
Trevor Doyle	--	--	--	--	7	7
Dylan McPhillips	--	--	--	2	5	7
Ryan Walstad	--	--	--	--	7	7
Evan Gibbons	--	--	--	--	4	4
Michael Birch	--	--	1	--	1	2
Nick Iwasa	--	--	--	--	1	1
Griffin McCormick	--	--	--	--	1	1

### CAREER MULTI-HIT GAMES (BY HITS)

Player	2	3	4	5+	Total
Matt Smith	33	12	4	--	49
Keith Torres	15	4	--	--	29
Bronson Grubbs	26	2	--	--	28
Steven Moretto	17	7	1	--	25
Dawsen Bacho	13	3	3	--	19
Martin Vincelli-Simard	9	1	--	--	10
Dylan McPhillips	6	2	--	--	8
Trevor Doyle	6	1	--	--	7
Ryan Walstad	4	1	1	--	6
Evan Gibbons	4	--	--	--	4
Michael Birch	1	1	--	--	2
Nick Iwasa	1	--	--	--	1
Griffin McCormick	1	--	--	--	1

### CAREER MULTI-RBI GAMES

Player	'15	'16	'17	'18	'19	Total
Matt Smith	--	6	--	8	9	23
Dawsen Bacho	--	--	3	--	12	15
Steven Moretto	--	--	--	5	7	12
Keith Torres	--	--	--	6	4	10
Bronson Grubbs	1	1	--	1	5	8
Martin Vincelli-Simard	--	--	--	--	8	8
Dylan McPhillips	--	--	--	1	6	7
Trevor Doyle	--	--	--	--	4	4
Ryan Walstad	--	--	--	--	4	4
Evan Gibbons	--	--	--	--	2	2
Michael Birch	--	--	1	--	--	1
Nick Iwasa	--	--	--	--	1	1
Griffin McCormick	--	--	--	--	1	1
Dylan Ohlsen	--	--	--	--	1	1

### CAREER HOME RUNS

Player	'15	'16	'17	'18	'19	Total
Steven Moretto	--	--	--	8	9	17
Dawsen Bacho	--	--	2	--	8	10
Matt Smith	--	--	--	3	6	9
Martin Vincelli-Simard	--	--	--	--	6	6
Dylan McPhillips	--	--	--	1	3	4
Keith Torres	--	--	--	4	--	4
Ryan Walstad	--	--	--	--	2	2
Evan Gibbons	--	--	--	--	1	1
Aaron Zeidman	--	--	--	--	1	1

## HITTER BREAKDOWN

### #2 BRONSON GRUBBS | OF

2019 High	Stat	Career High
7 (4/23 - 5/4)	Hit Streak	10, 2x (4/1-6/15, 4/9-23/16)
3 (vs. NDSU, 2/17, Gm2)	Hits	3, 2x (Last vs. NDSU, 2/17/19, Gm2)
3, 2x (Last vs. NM State, 4/26)	RBI	Same
--	Last HR	--

### #3 EVAN GIBBONS | INF

2019 High	Stat	Career High
2, 5x (Last, 4/27-30)	Hit Streak	Same
2, 4x (Last at CSU, 4/20)	Hits	Same
2, 2x (Last at CSU, 4/20)	RBI	Same
at CSU, 4/20	Last HR	--

### #4 RYAN WALSTAD | INF

2019 High	Stat	Career High
6 (3/3 - 3/9)	Hit Streak	Same
4 (vs. Cal, 3/26)	Hits	Same
3 (at CSU, 4/19)	RBI	Same
at CSU (1), 4/19	Last HR	--

### #5 DYLAN McPHILLIPS | C

2019 High	Stat	Career High
6 (4/13-4/23)	Hit Streak	Same
2, 4x (Last at UNC, 5/4)	Hits	3 (vs. San Jose State, 2/25/18)
3 (Last vs. UVU, 5/24)	RBI	2 (at Grand Canyon, 5/12/18)
vs. GCU (1), 5/17	Last HR	--

### #6 TREVOR DOYLE | OF

2019 High	Stat	Career High
6 (3/3 - 3/9)	Hit Streak	Same
3 (vs. UTRGV, 5/24)	Hits	Same
3 (vs. Towson, 3/9, Gm2)	RBI	Same
--	Last HR	--

### #7 KEITH TORRES | INF

2019 High	Stat	Career High
13 (4/12-5/3)	Hit Streak	10 (4/22 - 5/11/2018)
3, 4x (Last st USF, 4/30)	Hits	2, 17x (Last vs. NMSU, 5/27/18)
3 (at Cal Baptist, 3/29)	RBI	3, 2x (Last vs. Seattle U, 5/26/18)
--	Last HR	vs. CSU Bakersfield (5/25/18)

### #8 STEVEN MORETTO | INF

2019 High	Stat	Career High
9 (3/22 - 4/5)	Hit Streak	8 (2/17 - 3/3/2018)
3, 2x (Last 5/23 vs. CSUB)	Hits	4 (at UC Santa Barbara, 3/16/18)
5 (at UNC, 5/4)	RBI	6 (at UC Santa Barbara, 3/16/18)
vs. GCU, 5/26	Last HR	--

### #13 DYLAN OHLSEN | INF

2019 High	Stat	Career High
--	Hit Streak	--
1, 5x (Last at UNC, 5/5)	Hits	Same
3 (vs. UC Davis, 3/12)	RBI	Same
--	Last HR	--

### #15 DAWSEN BACHO | C

2019 High	Stat	Career High
9 (5/17 - 26)	Hit Streak	Same
4, 3x (Last, 4/12 at Seattle U)	Hits	Same
5 (3/29 at Cal Baptist)	RBI	Same
vs. GCU, 5/26	Last HR	--

### #19 MARTIN VINCELLI-SIMARD | C

2019 High	Stat	Career High
6 (3/15 - 3/23)	Hit Streak	Same
3 (at Seattle U, 4/12)	Hits	Same
4, 3x (Last at CSU, 4/19)	RBI	Same
at UVU, 5/12	Last HR	--

### #24 MATT SMITH | OF

2019 High	Stat	Career High
14 (3/29 - 4/20)	Hit Streak	16 (2/19 - 3/26/16)
4, 3x (Last vs. GCU, 5/26)	Hits	4 (vs. Pacific, 4/10/18)
3, 3x (Last at CSU, 4/19)	RBI	4 (vs. Pacific, 4/10/18)
vs. GCU, 5/26	Last HR	--

### #28 AARON ZEIDMAN | INF

2019 High	Stat	Career High
2 (5/10-11)	Hit Streak	Same
1, 4x (Last at UVU, 5/11))	Hits	Same
1 (5/10 at UVU)	RBI	Same
at UVU, 5/10	Last HR	--

### #38 NICK IWASA | INF

2019 High	Stat	Career High
4 (Last 3/17 - 3/29)	Hit Streak	Same
2 (vs. UC Davis, 3/12)	Hits	Same
2 (at UNC, 5/3)	RBI	Same
--	Last HR	--

### #39 GRIFFIN McCORMICK | OF

2019 High	Stat	Career High
6 (3/8 - 3/16)	Hit Streak	Same
2 (vs. Rider, 3/16)	Hits	Same
4 (vs. Towson, 3/9, Gm2)	RBI	Same
--	Last HR	--

### #44 MICHAEL BIRCH | C

2019 High	Stat	Career High
--	Hit Streak	--
2 (vs. SMC, 5/14)	Hits	3 (at Utah Valley, 3/31/17)
1 (vs. SMC, 5/14)	RBI	3 (at Utah Valley, 3/31/17)
--	Last HR	--



## STARTING PITCHING BREAKDOWN

### #3 EVAN GIBBONS | RHP

Date	Opponent	Dec.	IP	H	R	ER	BB	K	NP
4/9	at SCU	L (1)	0.2	3	4	0	2	1	36
4/17	at ISU	--	1.0	1	0	0	2	0	13
5/14	vs. SMC	L (2)	3.0	3	4	3	2	4	65
5/24	vs. UVU	--	5.0	2	2	1	2	4	87

Sacramento State record in starts: 1-3

### #16 PARKER BRAHMS | RHP

Date	Opponent	Dec.	IP	H	R	ER	BB	K	NP
2/16	vs. NDSU	L (1)	5.0	4	3	3	3	8	101
2/22	at PAC	L (2)	5.0	4	4	1	2	7	102
3/1	at UCLA	--	7.0	4	1	1	1	8	95
3/8	vs. TOW (G1)	W (1)	7.0	3	0	0	0	6	99
3/15	vs. RID	--	2.0	4	3	3	2	2	47
3/22	vs. UTRGV	--	7.0	3	2	2	1	7	95
3/29	at CBU	--	3.1	8	8	6	1	6	92
4/5	vs. CSUB	--	7.0	6	2	2	3	6	117
4/13	at SU	W (3)	8.0	5	2	2	3	10	122
4/20	at CSU	W (4)	7.0	5	1	1	3	5	97
4/27	vs. NMSU	L (3)	5.0	5	6	6	3	5	96
5/4	at UNC	--	2.1	7	7	6	1	3	60
5/17	vs. GCU (G2)	--	2.0	2	0	0	1	3	41
5/22	vs. UVU	L (4)	3.0	3	3	3	4	6	65
5/25	vs. GCU	--	2.0	5	2	2	1	2	43

Sacramento State record in starts: 10-5

### #17 AUSTIN ROBERTS | RHP

Date	Opponent	Dec.	IP	H	R	ER	BB	K	NP
2/17	vs. NDSU (G2)	W (1)	7.0	6	1	1	2	13	106
2/24	vs. PAC	--	2.0	2	2	2	0	2	38
3/26	vs. CAL	W (3)	2.0	1	0	0	1	2	37
4/12	at SU	--	5.0	3	1	1	3	4	70
4/19	at CSU (G1)	W (4)	6.0	6	3	3	2	10	105
4/28	vs. NMSU	L (3)	6.0	4	3	3	0	5	92
5/10	at UVU	L (4)	5.0	9	6	5	2	5	106
5/16	vs. GCU	--	7.0	5	1	1	7	7	124
5/23	vs. CSUB	--	4.0	2	2	2	3	0	54

Sacramento State record in starts: 4-5

### #29 TANNER DALTON | RHP

Date	Opponent	Dec.	IP	H	R	ER	BB	K	NP
5/24	vs. UTRGV	--	3.0	1	2	1	2	4	71
5/26	vs. GCU	W (5)	5.0	2	1	1	1	4	69

Sacramento State record in starts: 2-0

### #32 TRAVIS ADAMS | RHP

Date	Opponent	Dec.	IP	H	R	ER	BB	K	NP
2/21	at PAC	--	5.0	6	3	2	0	3	69
3/3	at UCLA (G2)	--	5.0	4	1	1	0	6	69
3/8	vs. TOW (G2)	--	5.0	3	0	0	0	5	95
3/16	vs. RID	W (1)	6.0	3	1	1	0	4	78
3/23	vs. UTRGV	--	4.1	9	1	1	1	4	85
3/30	at CBU	--	4.0	5	1	1	0	3	61
4/3	at NEV	L (1)	3.2	3	4	4	1	4	68
4/23	at CAL	L (2)	1.0	6	6	6	1	0	31
4/29	at USF	--	5.0	3	1	1	0	1	67

Sacramento State record in starts: 4-5

### #34 NICK TABURA | LHP

Date	Opponent	Dec.	IP	H	R	ER	BB	K	NP
3/5	at SMC	L (1)	2.0	2	1	1	0	2	31
3/12	vs. UCD	--	1.0	1	2	1	2	2	39
3/19	vs. SJSU	--	0.2	1	2	2	2	1	24
5/7	vs. NEV	--	1.0	1	0	0	1	1	18

Sacramento State record in starts: 3-1

### #35 SCOTT RANDALL | RHP

Date	Opponent	Dec.	IP	H	R	ER	BB	K	NP
2/17	vs. NDSU (G1)	--	6.0	6	0	0	1	7	90
2/23	vs. PAC	W (1)	7.0	3	1	1	1	7	98
3/3	at UCLA (G1)	L (1)	5.0	8	1	1	2	7	90
3/9	vs. TOW (G2)	W (2)	5.0	5	4	3	2	6	91
3/17	vs. RID	W (3)	8.0	2	0	0	1	8	92
3/24	vs. UTRGV	--	4.1	4	3	3	4	5	101
3/31	at CBU	W (4)	9.0	2	0	0	0	5	99
4/6	vs. CSUB	W (5)	6.0	9	4	4	0	4	94
4/12	at SU (G2)	W (6)	6.0	7	3	3	2	4	104
4/19	at CSU (G2)	--	5.0	6	4	2	1	5	87
4/26	vs. NMSU	--	6.0	6	1	0	5	2	96
5/3	at UNC	--	4.0	6	3	3	2	5	82
5/11	at UVU	W (7)	6.0	4	3	2	4	3	98
5/17	vs. GCU (G1)	--	5.0	3	1	0	3	4	100

Sacramento State record in starts: 11-3

### #36 BRADY RODRIGUEZ | LHP

Date	Opponent	W-L-S	IP	H	R	ER	BB	K	NP
3/9	vs. TOW (G2)	W (1)	5.0	1	1	1	0	3	56
4/7	vs. CSUB	--	2.0	2	3	1	1	1	38
5/5	at UNC	W (6)	3.0	0	0	0	1	2	42
5/12	at UVU	L (5)	1.0	5	4	4	0	1	23
5/25	vs. NMSU	--	2.1	7	2	2	1	2	50

Sacramento State record in starts: 4-1

## BULLPEN BREAKDOWN

### #3 EVAN GIBBONS | RHP

Date	Opponent	Dec.	IP	H	R	ER	BB	K	NP
2/21	at PAC	--	0.1	3	4	4	0	0	19
4/23	at CAL	--	1.0	2	1	1	1	0	7
5/7	vs. NEV	--	1.0	1	0	0	0	2	16
5/12	at UVU	--	1.0	2	1	1	0	0	17
5/17	vs. GCU (G2)	W(1)	1.0	1	0	0	1	1	25

### #16 PARKER BRAHMS | RHP

Date	Opponent	Dec.	IP	H	R	ER	BB	K	NP
3/19	vs. SJSU	W(2)	1.0	0	0	0	0	0	12
3/26	vs. CAL	--	1.0	0	0	0	0	1	14
5/24	vs. UVU	--	1.0	1	0	0	0	0	8

### #17 AUSTIN ROBERTS | RHP

Date	Opponent	Dec.	IP	H	R	ER	BB	K	NP
3/1	at UCLA	L(1)	1.0	2	1	0	1	2	22
3/3	at UCLA (G1)	--	1.0	1	0	0	0	0	16
3/9	vs. TOW (G1)	Sv(1)	4.0	1	0	0	1	7	55
3/16	vs. RID	Sv(2)	2.1	0	0	0	0	4	31
3/19	vs. SJSU	--	2.0	0	0	0	0	1	13
3/22	vs. UTRGV	W(3)	3.0	2	2	1	0	5	43
3/30	at CBU	L(2)	4.0	7	5	4	2	6	83
4/6	vs. CSUB	--	1.1	3	0	0	2	0	36
5/5	at UNC	Sv(3)	4.0	4	2	2	2	7	59
5/24	vs. UVU	Sv(4)	1.0	0	0	0	0	1	12
5/25	vs. NMSU	Sv(5)	1.0	1	0	0	0	1	16
5/26	vs. GCU	Sv(6)	2.0	2	1	0	1	1	31

### #26 STONE CHURBY | RHP

Date	Opponent	Dec.	IP	H	R	ER	BB	K	NP
2/16	vs. NDSU	--	2.2	7	5	5	0	3	42
2/21	at PAC	--	1.0	1	0	0	0	1	17
2/24	vs. PAC	--	0.1	1	1	1	0	0	8
3/5	at SMC	--	1.0	1	0	0	0	2	22
3/8	vs. TOW (G1)	--	2.0	0	0	0	0	5	24
3/9	vs. TOW (G2)	--	1.0	2	1	1	0	0	19
3/12	vs. UCD	--	1.0	1	0	0	0	3	13
3/15	vs. RID	--	1.0	1	0	0	0	2	16
3/19	vs. SJSU	--	2.0	0	0	0	0	4	28
3/23	vs. UTRGV	--	2.0	2	0	0	1	0	28
3/24	vs. UTRGV	--	1.0	0	0	0	0	1	14
3/26	vs. CAL	--	2.0	2	0	0	0	5	27
3/29	at CBU	--	2.0	0	0	0	0	4	31
4/3	at NEV	--	1.0	1	0	0	0	1	12
4/6	vs. CSUB	--	0.1	2	3	3	0	0	14
4/9	at SCU	--	2.0	0	0	0	1	3	28
4/13	at SU	--	1.0	0	0	0	1	1	14
4/17	at ISU	--	1.0	0	0	0	1	1	14
4/19	at CSU (G2)	--	2.0	3	1	0	0	1	34
4/26	vs. NMSU	--	2.0	2	1	0	0	4	46
4/29	at USF	L(1)	1.2	0	2	2	2	0	20
5/3	at UNC	--	1.1	2	2	2	2	1	26
5/7	vs. NEV	W(1)	1.0	0	0	0	0	3	9
5/11	at UVU	--	1.2	2	1	1	0	1	28
5/14	vs. SMC	--	1.0	1	0	0	2	1	14
5/17	vs. GCU (G1)	W(2)	3.0	1	0	0	3	5	51
5/23	vs. UVU	--	4.0	2	0	0	0	1	41

### #26 STONE CHURBY | RHP (continued)

Date	Opponent	Dec.	IP	H	R	ER	BB	K	NP
5/24	vs. UTRGV	--	0.1	0	0	0	2	0	14
5/24	vs. UVU	--	1.0	0	0	0	1	2	21
5/25	vs. GCU	--	1.2	0	0	0	0	1	18

### #29 TANNER DALTON | RHP

Date	Opponent	Dec.	IP	H	R	ER	BB	K	NP
2/17	vs. NDSU (G2)	--	2.0	3	2	2	0	5	35
2/22	at PAC	--	2.0	3	2	2	0	0	28
2/24	vs. PAC	L(1)	3.0	3	1	1	0	4	12
3/3	at UCLA (G2)	W(1)	4.0	2	0	0	2	5	65
3/8	vs. TOW (G2)	Sv(1)	2.0	1	0	0	0	4	28
3/9	vs. TOW (G2)	--	2.0	1	0	0	0	1	28
3/15	vs. RID	Sv(2)	1.0	0	0	0	0	0	12
3/17	vs. RID	--	1.0	1	0	0	0	1	10
3/19	vs. SJSU	--	1.0	0	0	0	0	1	13
3/23	vs. UTRGV	--	1.0	0	0	0	0	0	8
3/24	vs. UTRGV	--	2.0	0	0	0	2	3	34
3/26	vs. CAL	--	1.0	1	0	0	0	1	19
4/3	at NEV	--	1.0	0	1	0	2	0	27
4/5	vs. CSUB	W(2)	2.0	2	1	1	0	1	22
4/6	vs. CSUB	Sv(3)	1.0	0	0	0	0	1	11
4/7	vs. CSUB	W(3)	1.0	1	0	0	1	2	16
4/12	at SU (G2)	Sv(4)	3.0	1	0	0	1	4	54
4/19	at CSU (G2)	W(4)	2.0	0	0	0	1	4	37
4/28	vs. NMSU	--	3.0	0	0	0	1	3	38
4/29	at USF	--	0.1	1	0	0	0	0	5
5/4	at UNC	--	2.2	2	1	1	0	2	33
5/7	vs. NEV	Sv(5)	1.0	0	0	0	0	1	9
5/11	at UVU	Sv(6)	1.1	0	0	0	0	2	25
5/14	vs. SMC	--	0.2	1	0	0	0	2	13
5/16	vs. GCU	L(2)	3.0	4	4	3	1	7	61
5/22	vs. UVU	--	2.0	2	1	1	3	0	23

### #30 CONNOR SPARKS | RHP

Date	Opponent	Dec.	IP	H	R	ER	BB	K	NP
3/5	at SMC	--	1.0	4	4	4	0	0	23
3/12	vs. UCD	--	1.0	1	0	0	0	0	18
4/3	at NEV	--	1.0	0	0	0	0	1	6
4/9	at SCU	--	2.0	4	3	3	1	2	47
4/17	at ISU	--	1.0	0	0	0	1	1	15
4/23	at CAL	--	2.2	4	4	4	3	2	44
4/27	vs. NMSU	--	0.1	1	3	3	2	1	20
5/7	vs. NEV	--	1.0	0	0	0	2	1	19
5/12	at UVU	--	1.0	3	3	1	1	1	27
5/14	vs. SMC	--	2.0	1	1	1	4	1	52

### #31 DASH DUNHAM | LHP

Date	Opponent	Dec.	IP	H	R	ER	BB	K	NP
2/21	at PAC	--	0.1	1	1	1	0	0	5
2/24	vs. PAC	--	0.1	0	0	0	0	0	5
3/3	at UCLA (G1)	--	0.1	0	0	0	1	0	10
3/5	at SMC	--	1.0	3	2	2	1	2	25
3/12	vs. UCD	W(1)	2.0	1	0	0	0	1	22
3/26	vs. CAL	--	1.0	0	0	0	2	0	17
3/29	at CBU	--	0.0	0	0	0	2	0	11
4/9	at SCU	--	1.0	3	1	1	1	2	28

## BULLPEN GAME-BY-GAME

### #31 DASH DUNHAM | LHP (continued)

Date	Opponent	Dec.	IP	H	R	ER	BB	K	NP
4/23	at CAL	--	0.2	2	0	0	1	0	6
4/27	vs. NMSU	--	0.1	0	0	0	0	0	4
5/7	vs. NEV	--	1.0	0	0	0	0	1	13
5/12	at UVU	--	1.0	0	0	0	1	1	19
5/14	vs. SMC	--	1.0	2	0	0	1	2	22
5/17	vs. GCU (G2)	--	1.0	2	0	0	2	2	26
5/24	vs. UVU	--	0.2	1	2	2	2	0	15

### #32 TRAVIS ADAMS | RHP

Date	Opponent	Dec.	IP	H	R	ER	BB	K	NP
2/17	vs. NDSU (G1)	--	0.1	2	1	0	0	0	15
4/7	vs. CSUB	--	3.0	1	0	0	0	3	36
4/17	at ISU	--	2.0	1	0	0	1	3	28
4/27	vs. NMSU	--	2.0	3	2	2	1	1	37
5/4	at UNC	W (2)	1.1	2	2	2	2	1	40
5/7	vs. NEV	--	1.0	0	0	0	0	1	18

### #34 NICK TABURA | LHP

Date	Opponent	Dec.	IP	H	R	ER	BB	K	NP
2/24	vs. PAC	--	1.0	0	0	0	0	2	16
4/9	at SCU	--	1.0	0	0	0	1	1	21
4/23	at CAL	--	1.0	1	1	1	0	1	3
5/12	at UVU	--	0.1	3	2	2	1	0	16
5/14	vs. SMC	--	0.1	0	0	0	0	1	4
5/17	vs. GCU (G2)	--	0.2	0	0	0	1	1	12
5/25	vs. GCU	--	3.1	4	1	1	2	1	53

### #35 SCOTT RANDALL | RHP

Date	Opponent	Dec.	IP	H	R	ER	BB	K	NP
5/23	vs. UVU	W (8)	5.0	5	1	1	1	2	77
5/25	vs. NMSU	--	2.2	3	2	2	2	1	42

### #36 BRADY RODRIGUEZ | LHP

Date	Opponent	Dec.	IP	H	R	ER	BB	K	NP
2/16	vs. NDSU	--	1.0	1	0	0	1	2	22
2/21	at PAC	L (1)	1.0	1	2	2	0	1	21
2/22	at PAC	--	1.0	0	0	0	0	0	11
2/24	vs. PAC	--	0.1	2	1	1	2	1	18
3/5	at SMC	--	2.0	1	0	0	0	1	25
3/15	vs. RID	W (2)	5.0	3	1	1	1	4	64
3/19	vs. SJSU	--	1.0	0	0	0	0	1	13
3/23	vs. UTRGV	W (3)	1.2	1	0	0	0	0	14
3/24	vs. UTRGV	L (2)	1.2	2	2	2	1	1	24
3/26	vs. CAL	--	1.0	0	0	0	0	2	14
3/29	at CBU	W (4)	2.2	3	2	2	1	3	39
4/3	at NEV	--	0.1	1	0	0	0	0	6
4/5	vs. CSUB	--	1.0	0	0	0	0	1	13
4/6	vs. CSUB	--	0.1	0	0	0	0	0	2
4/12	at SU	L (3)	1.0	3	3	3	0	1	23
4/17	at ISU	--	1.0	0	0	0	0	2	12
4/20	at CSU	--	2.0	2	0	0	0	1	29
4/26	vs. NMSU	W (5)	0.2	0	0	0	0	1	6
4/27	vs. NMSU	--	1.0	1	1	0	0	1	21
4/29	at USF	--	1.0	0	0	0	0	0	11
5/3	at UNC	L (4)	1.2	5	3	3	1	1	36
5/7	vs. NEV	--	1.0	3	1	1	0	1	20

### #36 BRADY RODRIGUEZ | LHP (continued)

Date	Opponent	Dec.	IP	H	R	ER	BB	K	NP
5/14	vs. SMC	--	1.0	3	1	1	1	1	25
5/17	vs. GCU (G1)	--	1.0	1	1	0	0	1	22
5/17	vs. GCU (G2)	Sv (1)	1.0	1	0	0	1	0	15
5/24	vs. UTRGV	W (7)	3.0	1	0	0	1	3	53
5/26	vs. GCU	--	2.0	1	2	1	3	0	49

### #39 GRIFFIN MCCORMICK | RHP

Date	Opponent	Dec.	IP	H	R	ER	BB	K	NP
4/23	at CAL	--	1.0	1	0	0	0	1	3

### #47 JACK ZALASKY | RHP

Date	Opponent	Dec.	IP	H	R	ER	BB	K	NP
2/16	vs. NDSU	--	0.1	2	1	1	1	1	15
2/21	at PAC	--	0.1	1	1	1	0	0	12
3/12	vs. UCD	--	2.0	1	0	0	2	2	39
4/9	at SCU	--	1.1	2	3	1	1	2	34
4/23	at CAL	--	0.2	0	0	0	0	0	2
4/27	vs. NMSU	--	0.1	1	0	0	0	1	11
5/17	vs. GCU (G2)	--	1.0	0	0	0	0	1	7
5/24	vs. UVU	W (1)	0.1	1	0	0	0	0	5

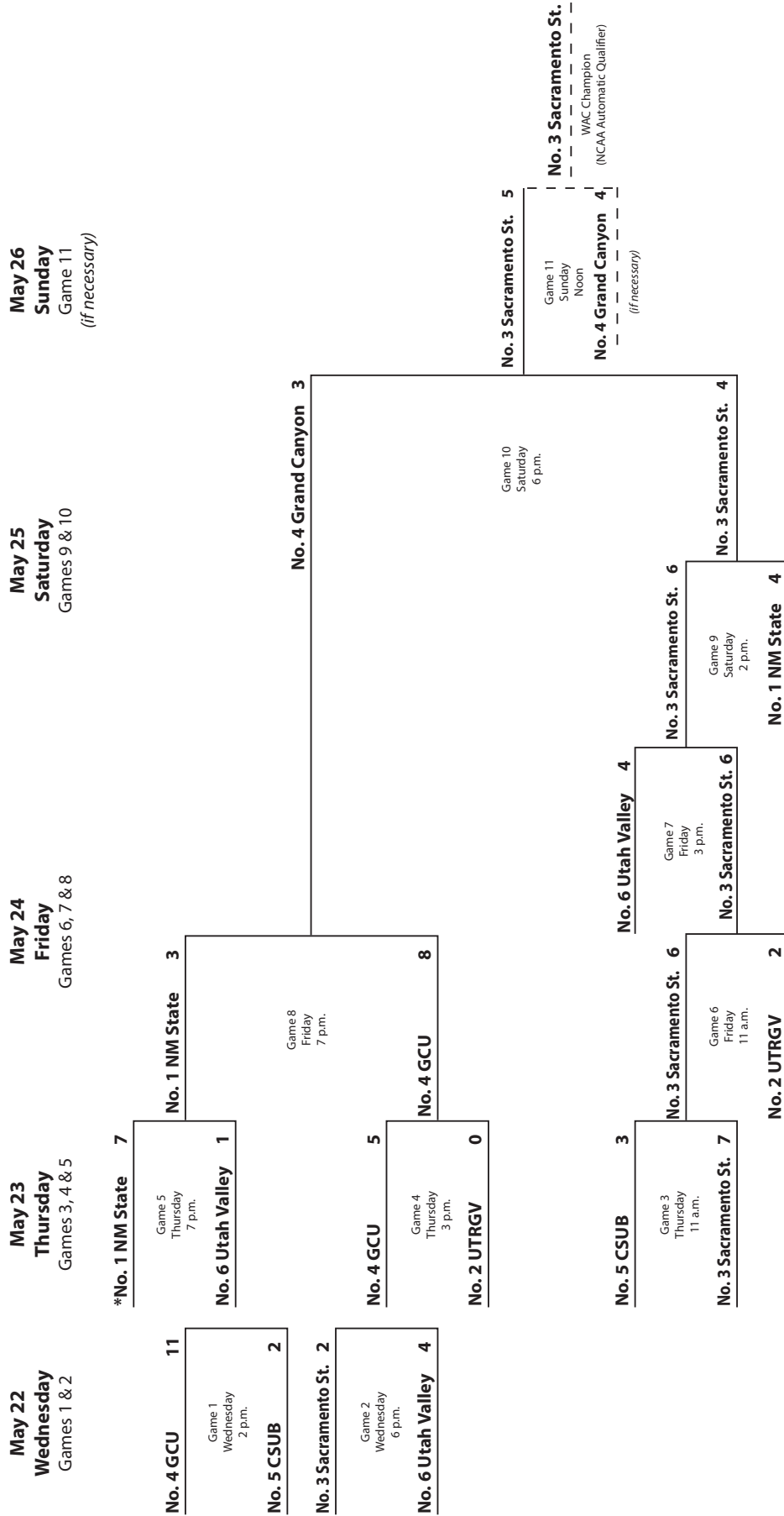
### #55 TRAVIS MARTIZIA | RHP

Date	Opponent	Dec.	IP	H	R	ER	BB	K	NP
2/17	vs. NDSU (G1)	W (1)	2.2	1	0	0	0	0	30
2/23	vs. PAC	Sv (1)	2.0	2	1	1	0	1	8
2/24	vs. PAC	--	2.0	1	1	0	1	1	43
3/3	at UCLA (G1)	--	1.2	5	5	1	0	1	36
3/5	at SMC	--	1.0	3	3	3	1	2	27
3/8	vs. TOW (G2)	W (2)	2.0	2	0	0	0	1	22
3/9	vs. TOW (G2)	--	1.0	0	0	0	0	0	16
3/12	vs. UCD	--	2.0	0	0	0	0	1	19
3/15	vs. RID	--	0.2	3	2	1	0	1	17
3/19	vs. SJSU	--	1.1	0	0	0	1	0	24
3/24	vs. UTRGV	--	0.0	1	0	0	1	0	11
3/26	vs. CAL	--	1.0	0	0	0	0	2	9
3/29	at CBU	--	1.0	0	0	0	0	2	14
4/3	at NEV	--	1.0	2	1	1	0	1	19
4/7	vs. CSUB	--	3.0	3	1	1	0	1	37
4/12	at SU	--	2.0	0	0	0	2	1	18
4/17	at ISU	L (1)	2.0	3	2	2	0	2	35
4/19	at CSU (G1)	--	2.0	2	0	0	0	0	30
4/26	vs. NMSU	--	0.1	3	1	1	0	0	13
5/3	at UNC	--	1.0	1	0	0	0	1	7
5/4	at UNC	--	2.2	4	0	0	1	0	46
5/7	vs. NEV	--	1.0	1	2	2	0	1	20
5/10	at UVU	--	3.0	2	0	0	0	1	31
5/12	at UVU	--	2.0	5	4	4	0	0	32
5/17	vs. GCU (G2)	--	2.1	5	1	1	1	2	41
5/24	vs. UTRGV	S (2)	2.2	1	0	0	0	2	41
5/25	vs. NMSU	W (3)	4.0	0	0	0	2	1	40
5/25	vs. GCU	W (4)	4.0	3	0	0	0	1	48



# 2019 WAC TOURNAMENT BRACKET

## 2019 WAC Baseball Tournament May 22-25/26 • Hohokam Stadium • Mesa, Ariz.



\*The No. 1 seed will play the lowest seed to advance from the first round of tournament games.  
 #Lowest seed to advance from games four and five will play in game six (e.g., low is 6 seed).  
 Exception: if one of Games 4 or 5 losers already has had a bye, that team will play in Game 6 regardless of seed.  
 All Times Local/Subject to Change

# 2019 WAC TOURNAMENT STATS

Record: 6-1 Home: 0-0 Away: 0-0 Neutral: 6-1 WAC: 0-0

Player	avg	gp-gs	ab	r	h	2b	3b	hr	rbi	tb	slg%	bb	hp	so	gdp	ob%	sf	sh	sb-att	po	a	e	fld%
15 Bacho, Dawson	.323	7-7	31	4	10	2	0	3	8	21	.677	3	0	6	1	.382	0	0	0-1	20	1	0	1.000
24 Smith, Matt	.313	7-7	32	5	10	0	0	2	4	16	.500	3	0	0	0	.371	0	0	1-1	14	0	0	1.000
4 Walstad, Ryan	.308	7-7	26	7	8	3	0	0	3	11	.423	4	1	5	0	.419	0	0	0-1	25	28	2	.964
19 Vincelli-Simard, Mar	.280	7-7	25	0	7	1	0	0	3	8	.320	4	0	6	0	.379	0	0	0-0	50	2	0	1.000
6 Doyle, Trevor	.273	7-7	22	3	6	1	1	0	3	9	.409	1	2	4	0	.360	0	4	0-0	11	1	0	1.000
2 Grubbs, Bronson	.208	7-7	24	0	5	1	0	0	6	6	.250	0	2	5	0	.259	1	1	0-0	21	0	0	1.000
5 McPhillips, Dylan	.192	7-7	26	2	5	2	0	0	4	7	.269	4	0	5	1	.290	1	0	0-0	19	2	0	1.000
8 Moretto, Steven	.188	7-7	32	4	6	0	0	2	2	12	.375	1	1	9	0	.235	0	0	0-0	6	16	0	1.000
7 Torres, Keith	.125	7-7	24	8	3	0	0	0	0	3	.125	7	2	8	0	.364	0	0	0-0	16	24	4	.909
-----																							
38 Iwasa, Nick	1.000	2-0	1	0	1	0	0	0	1	1	1.000	1	0	0	0	1.000	0	0	0-0	0	2	0	1.000
39 McCormick, Griffin	.000	1-0	0	0	0	0	0	0	0	0	.000	0	0	0	0	.000	0	1	0-0	0	0	0	.000
28 Zeidman, Aaron	.000	3-0	0	3	0	0	0	0	0	0	.000	0	0	0	0	.000	0	0	0-0	0	0	0	.000
3 Gibbons, Evan	.000	5-0	0	0	0	0	0	0	0	0	.000	0	0	0	0	.000	0	0	0-0	13	1	1	.933
Totals	.251	7	243	36	61	10	1	7	34	94	.387	28	8	48	2	.345	2	6	1-3	198	85	7	.976
Opponents	.211	7	237	24	50	7	0	2	23	63	.266	34	15	40	11	.345	1	3	5-6	193	59	2	.992

LOB - Team (58), Opp (68). DPs turned - Team (11), Opp (3). IBB - Team (1), Smith, M 1, Opp (3).

## (Tournament Stats Sorted by Earned run avg)

Player	era	w-l	app	gs	cg	sho	sv	ip	h	r	er	bb	so	2b	3b	hr	b/avg	wp	hp	bk	sfa	sha
55 Martizia, Travis	0.00	2-0	3	0	0	0/0	1	10.2	4	0	0	2	4	0	0	0	.108	0	3	0	0	0
26 Churby, Stone	0.00	0-0	4	0	0	0/0	0	7.0	2	0	0	3	4	0	0	0	.091	0	2	0	0	0
17 Roberts, Austin	2.25	0-0	4	1	0	0/0	3	8.0	5	3	2	4	3	1	0	0	.179	1	0	1	0	1
29 Dalton, Tanner	2.70	1-0	3	2	0	0/0	0	10.0	5	4	3	6	8	1	0	1	.152	1	3	0	0	2
35 Randall, Scott	3.52	1-0	2	0	0	0/0	0	7.2	8	3	3	3	3	0	0	1	.286	0	0	0	0	0
36 Rodriguez, Brady	3.68	1-0	3	1	0	0/0	0	7.1	9	4	3	5	5	1	0	0	.321	0	2	0	1	0
-----																						
47 Zalasky, Jack	0.00	1-0	1	0	0	0/0	0	0.1	1	0	0	0	0	0	0	0	.500	0	0	0	0	0
3 Gibbons, Evan	1.80	0-0	1	1	0	0/0	0	5.0	2	2	1	2	4	0	0	0	.118	0	2	0	0	0
34 Tabura, Nick	2.70	0-0	1	0	0	0/0	0	3.1	4	1	1	2	1	1	0	0	.333	0	1	0	0	0
16 Brahms, Parker	7.50	0-1	3	2	0	0/0	0	6.0	9	5	5	5	8	3	0	0	.333	3	2	0	0	0
31 Dunham, Dash	27.00	0-0	1	0	0	0/0	0	0.2	1	2	2	2	0	0	0	0	.333	0	0	0	0	0
Totals	2.73	6-1	7	7	0	0/0	4	66.0	50	24	20	34	40	7	0	2	.211	5	15	1	1	3
Opponents	4.48	1-6	7	7	0	0/0	1	64.1	61	36	32	28	48	10	1	7	.251	6	8	0	2	6

PB - Team (1), McPhillips 1, Opp (1). Pickoffs - Team (2), Tabura, N 1, Randall, S 1. SBA/ATT - Bacho, D (3-3), Randall, S (2-2), Brahms, P (2-2), McPhillips (2-2), Tabura, N (1-2).



# 2019 NCAA Division I Baseball

**Regionals**  
 May 31 - June 3  
 \*Campus or Neutral Sites  
 \*Double Elimination  
 \*Best-of-Three Games  
 \*First-Round Pairings

#1 \*UCLA (47 - 8)  
 vs.  
 #4 Omaha (31 - 22 - 1)  
 #3 LMU (CA) (32 - 23)  
 vs.  
 #2 Baylor (34 - 17)

Regional Champion

#1 \*Oregon St. (36 - 18 - 1)  
 vs.  
 #4 Cincinnati (30 - 29)  
 #3 Michigan (41 - 18)  
 vs.  
 #2 Creighton (38 - 11)

Regional Champion

#1 \*Oklahoma St. (36 - 18)  
 vs.  
 #4 Harvard (27 - 14)  
 #3 Nebraska (31 - 22)  
 vs.  
 #2 UConn (36 - 23)

Regional Champion

#1 \*Texas Tech (39 - 17)  
 vs.  
 #4 Army West Point (35 - 24)  
 #3 Florida (33 - 24)  
 vs.  
 #2 DBU (41 - 18)

Regional Champion

#1 \*Arkansas (41 - 17)  
 vs.  
 #4 Central Conn. St. (30 - 21)  
 #3 TCU (32 - 26)  
 vs.  
 #2 California (32 - 18)

Regional Champion

#1 \*Ole Miss (37 - 25)  
 vs.  
 #4 Jacksonville St. (37 - 21)  
 #3 Clemson (34 - 24)  
 vs.  
 #2 Illinois (36 - 19)

Regional Champion

#1 \*LSU (37 - 24)  
 vs.  
 #4 Stony Brook (31 - 21)  
 #3 Southern Miss. (38 - 19)  
 vs.  
 #2 Arizona St. (37 - 17)

Regional Champion

#1 \*Georgia (44 - 15)  
 vs.  
 #4 Mercer (35 - 27)  
 #3 Florida St. (36 - 21)  
 vs.  
 #2 Fla. Atlantic (40 - 19)

Regional Champion

**Men's College World Series (CWS)**  
 June 15-26/26  
 Omaha, Nebraska  
 \*Double Elimination  
 \*Best-of-Three Games  
 \*Best-of-Three CWS Finals

Super Regional Champion

Super Regional Champion



**Men's College World Series (CWS)**  
 June 15-26/26  
 Omaha, Nebraska  
 \*Double Elimination  
 \*Best-of-Three Games  
 \*Best-of-Three CWS Finals

Super Regional Champion

Super Regional Champion

**Regionals**  
 May 31 - June 3  
 \*Campus or Neutral Sites  
 \*Double Elimination  
 \*Best-of-Three Games  
 \*First-Round Pairings

#1 \*Vanderbilt (49 - 10)  
 vs.  
 #4 Ohio St. (35 - 25)  
 #3 McNeese (35 - 24)  
 vs.  
 #2 Indiana St. (41 - 16)

Regional Champion

#1 \*West Virginia (37 - 20)  
 vs.  
 #4 Fordham (38 - 22)  
 #3 Duke (31 - 25)  
 vs.  
 #2 Texas A&M (37 - 21 - 1)

Regional Champion

#1 \*East Carolina (43 - 15)  
 vs.  
 #4 Quinnipiac (29 - 27)  
 #3 Campbell (35 - 19)  
 vs.  
 #2 NC State (42 - 17)

Regional Champion

#1 \*Louisville (43 - 15)  
 vs.  
 #4 UIC (29 - 21)  
 #3 Illinois St. (34 - 24)  
 vs.  
 #2 Indiana (36 - 21)

Regional Champion

#1 \*Mississippi St. (46 - 13)  
 vs.  
 #4 Southern U. (32 - 22)  
 #3 Central Mich. (46 - 12)  
 vs.  
 #2 Miami (FL) (39 - 18)

Regional Champion

#1 \*Stanford (41 - 11)  
 vs.  
 #4 Sacramento St. (39 - 23)  
 #3 Fresno St. (38 - 14 - 1)  
 vs.  
 #2 UC Santa Barbara (45 - 9)

Regional Champion

#1 \*North Carolina (42 - 17)  
 vs.  
 #4 UNCW (32 - 29)  
 #3 Liberty (42 - 19)  
 vs.  
 #2 Tennessee (38 - 19)

Regional Champion

#1 \*Georgia Tech (41 - 17)  
 vs.  
 #4 Florida A&M (27 - 32)  
 #3 Coastal Caro. (35 - 24 - 1)  
 vs.  
 #2 Auburn (33 - 25)

Regional Champion

## National Top Sixteen Seeds

1. UCLA (47-8)
2. Vanderbilt (49-10)
3. Georgia Tech (41-17)
4. Georgia (44-15)
5. Arkansas (41-17)
6. Mississippi St. (46-13)
7. Louisville (43-15)
8. Texas Tech (39-17)
9. Oklahoma St. (36-18)
10. East Carolina (43-15)
11. Stanford (41-11)
12. Ole Miss (37-25)
13. LSU (37-24)
14. North Carolina (42-17)
15. West Virginia (37-20)
16. Oregon St. (36-18-1)



© 2019 National Collegiate Athletic Association. No commercial use without the NCAA's written permission. The NCAA opposes all forms of sports wagering.

\* Host Institution

# OVERALL STATS

Record: 39-23 Home: 22-7 Away: 11-15 Neutral: 6-1 WAC: 18-9

Player	avg	gp-gs	ab	r	h	2b	3b	hr	rbi	tb	slg%	bb	hp	so	gdp	ob%	sf	sh	sb-att	po	a	e	fld%
24 Smith, Matt	.318	54-54	217	42	69	9	4	6	36	104	.479	21	6	29	1	.384	6	0	8-10	82	1	0	1.000
15 Bacho, Dawson	.277	61-59	231	40	64	13	2	8	53	105	.455	33	1	60	3	.363	5	0	1-4	334	25	1	.997
4 Walstad, Ryan	.248	52-42	145	28	36	4	0	2	16	46	.317	30	7	35	1	.399	1	2	8-12	161	79	5	.980
7 Torres, Keith	.243	62-62	230	38	56	14	1	0	21	72	.313	49	3	57	1	.380	2	3	8-12	95	146	10	.960
2 Grubbs, Bronson	.226	62-62	208	31	47	8	0	0	24	55	.264	28	9	47	3	.336	5	4	5-6	159	3	2	.988
8 Moretto, Steven	.215	62-62	233	34	50	11	2	9	38	92	.395	26	8	71	2	.310	4	1	1-2	50	102	18	.894
19 Vincelli-Simard, Mar	.214	55-55	210	23	45	9	0	6	37	72	.343	21	5	44	6	.297	3	0	1-1	322	21	4	.988
6 Doyle, Trevor	.200	56-46	155	18	31	8	3	0	18	45	.290	15	11	37	1	.313	1	6	1-2	102	4	3	.972
-----																							
44 Birch, Michael	.273	9-2	11	0	3	0	0	0	1	3	.273	2	0	3	1	.385	0	0	0-0	17	0	0	1.000
5 McPhillips, Dylan	.238	36-35	122	17	29	6	2	3	16	48	.393	24	1	35	2	.362	2	1	1-1	146	31	7	.962
38 Iwasa, Nick	.216	28-14	51	11	11	2	0	0	7	13	.255	15	3	11	0	.420	0	0	1-1	23	6	0	1.000
3 Gibbons, Evan	.187	45-35	107	15	20	4	1	1	12	29	.271	17	2	51	0	.300	4	4	1-3	75	69	14	.911
39 McCormick, Griffin	.179	22-9	39	7	7	1	0	0	7	8	.205	8	2	10	0	.340	1	2	0-0	10	0	1	.909
13 Ohlsen, Dylan	.147	18-9	34	6	5	2	0	0	3	7	.206	5	0	18	0	.244	2	0	1-1	0	0	0	.000
28 Zeidman, Aaron	.121	25-10	33	9	4	0	0	1	1	7	.212	3	1	18	3	.216	0	0	2-4	19	1	3	.870
55 Martizia, Travis	.000	1-0	0	0	0	0	0	0	0	0	.000	0	0	0	0	.000	0	0	0-0	6	12	0	1.000
34 Tabura, Nick	.000	2-1	0	0	0	0	0	0	0	0	.000	0	0	0	0	.000	0	0	0-0	0	2	1	.667
35 Randall, Scott	.000	1-1	0	0	0	0	0	0	0	0	.000	0	0	0	0	.000	0	0	0-0	7	13	1	.952
Totals	.235	62	2026	319	477	91	15	36	290	706	.348	297	59	526	24	.345	36	23	39-59	1633	556	75	.967
Opponents	.243	62	2069	269	503	93	5	39	251	723	.349	206	62	519	33	.328	16	29	52-67	1613	479	79	.964

LOB - Team (510), Opp (482). DPs turned - Team (43), Opp (33). CI - Team (2), Bacho, D 1, McPhillips 1, Opp (1). IBB - Team (7), Smith, M 4, Bacho, D 1, Doyle, T 1, McPhillips 1, Opp (22). Picked off - Torres, K 3.

## (All games Sorted by Earned run avg)

Player	era	w-l	app	gs	cg	sho	sv	ip	h	r	er	bb	so	2b	3b	hr	b/avg	wp	hp	bk	sfa	sha	
35 Randall, Scott	2.50	8-1	16	14	1	1/1	0	90.0	79	31	25	31	75	11	0	6	.228	1	3	1	1	1	
17 Roberts, Austin	3.18	4-4	21	9	0	0/1	6	70.2	61	30	25	29	83	12	2	6	.229	7	5	4	1	1	
16 Brahms, Parker	4.52	4-4	18	15	0	0/2	0	75.2	69	44	38	29	85	17	1	9	.239	6	8	1	2	5	
-----																							
39 McCormick, Griffin	0.00	0-0	1	0	0	0/0	0	1.0	1	0	0	0	1	1	0	0	.333	0	0	0	0	0	
29 Dalton, Tanner	2.17	5-2	28	2	0	0/3	6	54.0	32	16	13	17	62	9	1	2	.172	2	9	1	1	7	
26 Churby, Stone	3.00	2-1	30	0	0	0/2	0	45.0	34	17	15	16	56	6	1	1	.215	5	6	0	1	6	
55 Martizia, Travis	3.16	4-1	28	0	0	0/2	2	51.1	53	24	18	10	26	5	0	2	.262	3	13	0	1	4	
32 Adams, Travis	3.88	2-2	15	9	0	0/1	0	48.2	51	23	21	7	39	10	0	5	.271	2	5	0	2	3	
47 Zalasky, Jack	4.26	1-0	8	0	0	0/0	0	6.1	8	5	3	4	7	1	0	0	.320	3	1	0	0	0	
36 Rodriguez, Brady	4.44	7-5	32	5	0	0/1	1	50.2	51	30	25	16	39	11	0	2	.259	7	3	0	3	2	
31 Dunham, Dash	4.63	1-0	15	0	0	0/1	0	11.2	15	6	6	14	11	2	0	1	.319	2	0	1	0	0	
34 Tabura, Nick	5.84	0-1	11	4	0	0/0	0	12.1	13	9	8	10	13	4	0	2	.265	0	2	0	0	0	
3 Gibbons, Evan	6.43	1-2	9	4	0	0/0	0	14.0	18	16	10	9	12	4	0	1	.305	5	5	0	2	0	
30 Sparks, Connor	11.08	0-0	10	0	0	0/0	0	13.0	18	18	16	14	10	0	0	2	.340	6	2	0	2	0	
Totals	3.69	39-23	62	62	1	5/4	15	544.1	503	269	223	206	519	93	5	39	.243	49	62	8	16	29	
Opponents	4.22	23-39	62	62	0	2/2	11	537.2	477	319	252	297	526	91	15	36	.235	64	59	5	36	23	

PB - Team (9), Bacho, D 5, McPhillips 3, Vincelli-Sim 1, Opp (9). Pickoffs - Team (6), Randall, S 2, Roberts, A 1, Tabura, N 1, Bacho, D 1, Dunham, D 1, Opp (3). SBA/ATT - Bacho, D (29-35), McPhillips (17-21), Brahms, P (11-13), Randall, S (10-11), Vincelli-Sim (6-8), Adams, T (7-8), Tabura, N (3-5), Roberts, A (2-5), Sparks, C (3-4), Churby, S (3-4), Rodriguez, B (3-4), Martizia, T (2-4), Zalasky, J (3-3), Gibbons, E (3-3), Dalton, T (2-2), Dunham, D (0-1).



# WAC STATS

Record: 18-9 Home: 8-4 Away: 10-5 WAC: 18-9

Player	avg	gp-gs	ab	r	h	2b	3b	hr	rbi	tb	slg%	bb	hp	so	gdp	ob%	sf	sh	sb-att	po	a	e	fld%
24 Smith, Matt	.436	25-25	101	29	44	8	3	4	26	70	.693	12	5	10	0	.500	4	0	4-4	32	1	0	1.000
15 Bacho, Dawsen	.286	27-27	112	20	32	6	1	5	38	55	.491	12	1	28	1	.346	5	0	0-1	134	10	1	.993
7 Torres, Keith	.272	27-27	103	17	28	9	0	0	13	37	.359	21	1	25	0	.394	2	2	4-6	38	55	3	.969
8 Moretto, Steven	.245	27-27	106	15	26	4	2	4	23	46	.434	13	3	34	0	.339	2	0	0-1	25	53	8	.907
5 McPhillips, Dylan	.225	22-21	71	11	16	2	2	2	9	28	.394	16	1	19	1	.371	1	1	0-0	100	24	5	.961
2 Grubbs, Bronson	.213	27-27	94	20	20	3	0	0	10	23	.245	14	6	20	1	.342	3	2	1-2	75	0	2	.974
4 Walstad, Ryan	.194	23-18	62	16	12	0	0	2	10	18	.290	19	2	21	1	.393	1	2	4-6	66	34	2	.980
19 Vincelli-Simard, Mar	.184	22-22	87	9	16	5	0	1	14	24	.276	10	3	18	1	.290	0	0	0-0	132	7	4	.972
6 Doyle, Trevor	.179	23-16	56	9	10	4	1	0	5	16	.286	8	2	8	1	.303	0	1	0-0	41	2	1	.977
-----																							
13 Ohlsen, Dylan	.250	7-1	8	2	2	0	0	0	0	2	.250	2	0	4	0	.400	0	0	0-0	0	0	0	.000
3 Gibbons, Evan	.231	16-12	39	10	9	2	1	1	4	16	.410	5	0	16	0	.318	0	2	1-1	25	21	8	.852
28 Zeidman, Aaron	.174	12-7	23	3	4	0	0	1	1	7	.304	3	0	14	1	.269	0	0	1-2	15	0	1	.938
38 Iwasa, Nick	.160	12-8	25	6	4	1	0	0	3	5	.200	9	1	5	0	.400	0	0	0-0	8	0	0	1.000
39 McCormick, Griffin	.000	9-4	17	2	0	0	0	0	0	0	.000	4	1	5	0	.227	0	0	0-0	0	0	0	.000
44 Birch, Michael	.000	4-0	4	0	0	0	0	0	0	0	.000	0	0	1	1	.000	0	0	0-0	0	0	0	.000
35 Randall, Scott	.000	1-1	0	0	0	0	0	0	0	0	.000	0	0	0	0	.000	0	0	0-0	5	7	1	.923
Totals	.246	27	908	169	223	44	10	20	156	347	.382	148	26	228	8	.361	18	10	15-23	709	238	39	.960
Opponents	.259	27	927	128	240	44	3	21	118	353	.381	97	13	222	12	.336	5	12	21-29	705	208	41	.957

LOB - Team (237), Opp (219). DPs turned - Team (17), Opp (11). CI - Team (2), McPhillips 1, Bacho, D 1, Opp (1). IBB - Team (3), Smith, M 2, McPhillips 1, Opp (13).

## (WAC games only Sorted by Earned run avg)

Player	era	w-l	app	gs	cg	sho	sv	ip	h	r	er	bb	so	2b	3b	hr	b/avg	wp	hp	bk	sfa	sha	
35 Randall, Scott	2.98	4-0	9	9	1	1/0	0	51.1	47	22	17	21	37	7	0	3	.234	1	2	0	1	1	
17 Roberts, Austin	4.35	2-3	9	5	0	0/0	1	41.1	43	23	20	20	49	9	1	5	.267	6	3	2	1	0	
16 Brahms, Parker	5.40	2-1	8	8	0	0/0	0	41.2	41	28	25	16	45	9	1	8	.247	1	1	1	0	1	
-----																							
31 Dunham, Dash	0.00	0-0	4	0	0	0/0	0	2.1	2	0	0	5	3	1	0	0	.222	0	0	0	0	0	
47 Zalasky, Jack	0.00	0-0	2	0	0	0/0	0	1.1	1	0	0	0	2	0	0	0	.250	1	0	0	0	0	
29 Dalton, Tanner	2.05	3-1	11	0	0	0/0	3	22.0	10	6	5	7	29	4	1	1	.133	1	2	0	0	3	
55 Martizia, Travis	3.26	0-0	11	0	0	0/0	0	19.1	26	7	7	5	8	2	0	1	.329	0	2	0	0	2	
26 Churby, Stone	3.31	1-0	10	0	0	0/0	0	16.1	14	8	6	7	18	3	0	0	.241	1	3	0	1	3	
32 Adams, Travis	3.68	1-0	5	2	0	0/0	0	14.2	20	6	6	4	12	1	0	1	.328	1	0	0	1	1	
3 Gibbons, Evan	4.50	1-0	2	0	0	0/0	0	2.0	3	1	1	1	1	0	0	0	.333	2	0	0	0	0	
36 Rodriguez, Brady	6.23	4-4	15	3	0	0/0	1	21.2	26	19	15	6	15	7	0	1	.286	5	0	0	1	1	
34 Tabura, Nick	18.00	0-0	2	0	0	0/0	0	1.0	3	2	2	2	1	1	0	1	.600	0	0	0	0	0	
30 Sparks, Connor	27.00	0-0	2	0	0	0/0	0	1.1	4	6	4	3	2	0	0	0	.500	1	0	0	0	0	
Totals	4.11	18-9	27	27	1	1/0	5	236.1	240	128	108	97	222	44	3	21	.259	20	13	3	5	12	
Opponents	4.94	9-18	27	27	0	0/0	4	235.0	223	169	129	148	228	44	10	20	.246	32	26	2	18	10	

PB - Team (4), Bacho, D 3, McPhillips 1, Opp (2). Pickoffs - Team (1), Roberts, A 1. SBA/ATT - Bacho, D (13-17), McPhillips (8-11), Brahms, P (8-10), Roberts, A (1-4), Martizia, T (2-3), Churby, S (3-3), Randall, S (2-3), Rodriguez, B (3-3), Sparks, C (1-1), Tabura, N (0-1), Dalton, T (1-1).