



STANFORD MEN'S BASKETBALL



@STANFORDMBB #GOSTANFORD

CONTACT: Zach Reynolds | 541.419.0615 | zreynold@stanford.edu

2021-22 SCHEDULE AND RESULTS

NOVEMBER

9 (Tue)	Tarleton State	W, 62-50	P12NET
12 (Fri)	at Santa Clara	L, 72-88	CBSSN
15 (Mon)	San Jose State	W, 76-62	P12NET
17 (Wed)	Valparaiso	W, 74-60	P12NET
20 (Sat)	at #9/8 Baylor	L, 48-86	ESPN+
23 (Tue)	North Carolina A&T	W, 79-65	P12NET
28 (Sun)	at Colorado *	L, 76-80	P12NET

DECEMBER

12 (Sun)	Oregon *	W, 72-69	P12NET
16 (Thu)	Dartmouth	W, 89-78 (ot)	P12NET
19 (Sun)	vs. #17/17 Texas (1)	L, 53-60	ABC
22 (Wed)	vs. Wyoming (2)	2 p.m.	ESPNU
23 (Thu)	vs. Liberty/Northern Iowa (2)	TBA	ESPN2/U
25 (Sat)	Diamond Head Classic (2)	TBA	ESPN2/U

JANUARY

2 (Sun)	California *	4 p.m.	P12NET
6 (Thu)	UCLA *	6:30 p.m.	ESPN
8 (Sat)	USC *	7 p.m.	ESPN2/U
12 (Wed)	at Washington State *	8 p.m.	ESPNU
15 (Sat)	at Washington *	3 p.m.	P12NET
20 (Thu)	Arizona *	8 p.m.	ESPN
22 (Sat)	Arizona State *	8 p.m.	FS1
27 (Thu)	at USC *	8 p.m.	FS1
29 (Sat)	at UCLA *	6:30 p.m.	P12NET

FEBRUARY

3 (Thu)	Washington State *	6 p.m.	P12NET
6 (Sun)	Washington *	1 p.m.	ESPNU
10 (Thu)	at Oregon *	6 p.m.	ESPN2
12 (Sat)	at Oregon State *	7:30 p.m.	P12NET
17 (Thu)	Utah *	8 p.m.	ESPNU
19 (Sat)	Colorado *	7 p.m.	ESPN2/U
26 (Sat)	at California *	5:30 p.m.	P12NET

MARCH

3 (Thu)	at Arizona *	6 p.m.	ESPN2/U
5 (Sat)	at Arizona State *	12 p.m.	P12NET

* Pac-12 game

Bold indicates home game

- (1) Pac-12 Coast-to-Coast Challenge, Las Vegas, Nev.
- (2) Diamond Head Classic, Honolulu, Hawaii

All times listed PT



STANFORD
6-4, 1-1 Pac-12



WYOMING
9-1, 0-0 MW

VS.

GAME INFORMATION

Date.....	December 22, 2021
Tip-Off Time.....	2 p.m. PT
Venue.....	SimpliFi Arena at Stan Sheriff Center
TV.....	ESPNU
Talent.....	Kanoa Leahey, Brooke Weisbrod
Stanford Radio.....	Cardinal Sports Network
Talent.....	Scott Reiss, John Platz
All-Time Series.....	Stanford Trails, 3-4
Last Meeting.....	L, 51-73 (1980-81)
Streak.....	L1

SETTING THE SCENE

The Diamond Head Classic begins on Wednesday in Honolulu, as Stanford opens the holiday event with Wyoming at 2 p.m. PT on ESPNU. The winner plays either Liberty or Northern Iowa in the second round.

THE OPENING TIP

- Stanford is 6-4 (1-1 Pac-12) to start the season, with all five non-conference wins coming in double-digit fashion. Harrison Ingram leads the team with 12.8 points and 6.9 rebounds per game, while Jaiden Delaire is close behind Ingram at 12.2 per night. Michael O'Connell paces the squad with 3.5 assists per outing.
- Showcasing the program's depth and balance, 11 Cardinal players have reached double figures in a game this season. The Cardinal is the only Pac-12 program to reach 11 players in this category.
- Stanford is 6-0 at home this season, besting opponents by an average of 11.3 points per game at Maples Pavilion. The Cardinal remained unbeaten in November home games since 2018 (12-0), and are off to a 6-0 start at home for the second time in three seasons. The Cardinal is 12-3 in December home games under Jerod Haase, and 8-1 over the last three-plus seasons.
- The Cardinal has never competed in the Diamond Head Classic, and will play in Hawaii for the first time since the Maui Classic in 2004. Stanford was in last season's Maui Invitational, played in Asheville, N.C.
- The Cardinal has outrebounded its opponent in all 10 games this season, posting a plus-8.9 margin on the glass, which is 18th-best nationally. Stanford is holding foes to 28.8 rebounds per game, and ranks 15th nationally in offensive rebound percentage (37.0%) per KenPom.

MULTI-TEAM EVENT

Stanford is looking for its first tournament victory since claiming the title at the 2007 Basketball Travelers Classic, hosted at Maples Pavilion. Stanford was in the Maui Invitational a year ago, besting Alabama in the opening round, while the Cardinal's last trip to Hawaii included a win over BYU - a possible opponent on the opposite side of the Diamond Head bracket. The Cardinal's last trip to Oahu was in the postseason NIT in 1990, which came at Hawaii in a 69-57 defeat.

POSSIBLE STARTERS

No.	Player	Pos.	Ht.	Wt.	Yr.	PPG	RPG	APG
5	Michael O'Connell	G	6-2	190	So.	7.0	2.1	3.5
11	Jaiden Delaire	F	6-9	215	Sr.	12.2	4.2	1.0
14	Spencer Jones	F	6-7	225	Jr.	6.9	4.1	1.4
22	James Keefe	F	6-9	235	Jr.	3.6	3.9	0.6
55	Harrison Ingram	F	6-7	230	Fr.	12.8	6.9	3.4

OFF THE BENCH

0	Neal Begovich	F	6-9	230	R-So.	0.0	0.0	0.0
1	Isa Silva	G	6-4	190	Fr.	3.8	1.6	1.7
3	Jarvis Moss	G	6-4	190	Fr.	0.0	0.0	0.5
10	Max Murrell	F	6-9	225	So.	3.9	1.0	0.5
12	Keenan Fitzmorris	C	7-0	235	R-Jr.	-	-	-
20	Noah Taitz	G	6-3	185	So.	5.6	1.4	0.6
21	Daniel Begovich	G	6-5	215	5th	0.0	0.5	0.0
23	Brandon Angel	F	6-8	230	So.	6.4	2.2	0.5
24	Sam Beskind	G	6-4	190	R-Jr.	0.4	1.0	0.2
32	Lukas Kisunas	F	6-10	265	Sr.	3.7	3.1	0.3
42	Maxime Raynaud	F	7-1	240	Fr.	5.8	4.7	0.8

*Starters based on previous game

**ANNE AND TONY JOSEPH
DIRECTOR OF MEN'S BASKETBALL
JEROD HAASE**



In his first five seasons as Stanford's Anne and Tony Joseph Director of Men's Basketball, Jerod Haase has instilled an invested, tough and selfless attitude into the program.

Since arriving on The Farm, the Cardinal has won 82 games, recorded its best conference finish and most league wins in a decade and earned a postseason berth for the first time since 2015. The 2020 team was set to be postseason bound before the cancellation of the postseason.

The 2020-21 campaign was turned upside down by the COVID-19 global outbreak and subsequent restrictions in Santa Clara County, and Stanford showed its resilience and tenacity with a 14-13 overall record and 10 Pac-12 wins. The season included three wins over eventual Sweet 16 teams, two over Elite Eight programs, and a sweep of Arizona for the first time since 2008. Oscar da Silva established himself as one of the top forwards in the country - He was named the Pac-12 Scholar Athlete of the Year and an Academic All-American.

The Cardinal signed its third top-20 recruiting class in four seasons, led by five-star forward Harrison Ingram. Ingram gives the program a McDonald's All-American for the second-straight year, the first time in Stanford history the feat has been accomplished.

Stanford finished 20-12 overall in 2019-20, and remained solidly in contention for an NCAA Tournament berth throughout a season shortened by the COVID-19 global pandemic. Boasting the nation's No. 16-ranked scoring defense (KenPom No. 7), the Cardinal also shot its highest field goal percentage (.469) since 2003-04. The 20 wins marked Stanford's first such season since the 2014-15 campaign.

Haase and his staff capped the season with a top-10 national recruiting class for 2020 - it's second top-10 class since Haase joined the Cardinal - including top-five signee Ziaire Williams and four players rated at least four stars by one outlet.

Fueled by back-to-back top-25 recruiting classes, Haase's 2018-19 squad featured freshmen and sophomores accounting for 80 percent of the scoring and rebounding. With one of the youngest rosters in the nation, Stanford won 15 games facing one of the toughest road schedules in Division I. In 2017-18, Haase guided Stanford to a third-place finish in the Pac-12 with 11 conference wins, the program's highest finish and most league victories in 10 seasons and earned a postseason berth with a second-round appearance in the NIT.

Haase was appointed Stanford's 18th head coach in school history on March 25, 2016. During Haase's first season in 2016-17, Stanford posted 14 wins against a challenging schedule and finished among the nation's top-10 percent in the classroom.

At UAB, Haase led the Blazers to a regular-season Conference USA championship in 2016 and the program's 15th all-time NCAA Tournament berth in 2015.

YEAR	SCHOOL	OVERALL	POSTSEASON
2012-13	UAB	16-17	-
2013-14	UAB	18-13	-
2014-15	UAB	20-16	NCAA Third Round
2015-16	UAB	26-7	NIT First Round
2016-17	Stanford	14-17	-
2017-18	Stanford	19-16	NIT Second Round
2018-19	Stanford	15-16	-
2019-20	Stanford	20-12	Postseason Canceled
2020-21	Stanford	14-13	-
2021-22	Stanford	6-4	-
OVR at Stanford at UAB		168-131 88-78 80-53	3 appearances 1 appearance 2 appearances

CARDIAC CARDINAL

Jaiden Delaire drained a 3-pointer at the buzzer on Dec. 12 to lead Stanford past Oregon, 72-69. Delaire gave Stanford its first win at the buzzer since Oscar da Silva scored at the horn against UCLA on Jan. 23, 2021, stepping into a deep 3-pointer on the left wing, scoring over Oregon's Eric Williams Jr. The 20 points for Delaire came in a season-best output, as he also pitched in six rebounds and two blocks. Four days later, Harrison Ingram scored inside with 0.7 seconds left on the clock against Dartmouth to send the game to overtime. Three Stanford players tied or set new career-highs in the 89-78 win, as the Cardinal blitzed the Big Green in the extra period, 15-4, to claim an 11-point victory.

THAT'S HIGH PRAISE

It took no time at all for Harrison Ingram to earn accolades from the Pac-12, as he was named the conference Freshman of the Week for the third time this season, and second consecutively, on Dec. 20. Ingram leads all Pac-12 freshmen with three weekly honors, earning the most recent award after averaging 14.0 points and 7.0 rebounds per game against Dartmouth and No. 17/17 Texas.

THE NET RESULT

Stanford debuted at No. 143 in the first edition of the NCAA's NET rankings released on Dec. 6 and currently stands at No. 128 as of Dec. 20. Stanford has up to two quad one opportunities (Wyoming, BYU) at the Diamond Head Classic.

- vs. Quad 1:** 0-2
- vs. Quad 2:** 0-2
- vs. Quad 3:** 1-0 (win over Oregon)
- vs. Quad 4:** 5-0 (wins over Tarleton, San Jose State, Valpo, NC A&T and Dartmouth)

INGRAM STANDS ALONE

Harrison Ingram is the only freshman in the country to post averages of at least 12 points, six rebounds and three assists per game, while nationally he is one of 27 players averaging at least 12/6/3. He is the only true freshman in the Pac-12 averaging double-figure points per game, 6.1 more than second-place Lazar Stefanovic (Utah). Ingram leads all Pac-12 freshmen in rebounds and assists as well, ranking 10th in the conference in rebounds per game among all players, as well as 10th in assists.

TAITZ LEADS THE LEAGUE

Noah Taitz has been on fire from 3-point range over the last seven games, going 13-for-24 (54.1%) from deep with multiple threes in five of the seven contests. Taitz leads the Pac-12 in 3-point percentage at 50.0%, and is averaging 7.1 points per night over the last seven games - a mark that ranks fifth on the team. The Cardinal is shooting 35.9 percent from deep as a team over the stretch.

FRESHMEN SENSATIONS

Stanford has three of the top eight freshmen in the Pac-12 in terms of scoring, with Harrison Ingram the only true freshman in the conference to average in doubles figures (12.8 pts). Maxime Raynaud is fifth with 5.8 points per game, while Isa Silva slots in seventh with 3.8 per night. Ingram paces all freshmen in the conference with 6.9 rebounds and 3.4 assists per game, while Silva ranks third with 1.7 assists and Raynaud third with 4.7 rebounds. Stanford players have six of the top seven, and nine of the top 12 single-game scoring outputs among Pac-12 freshmen, with Ingram holding down the top two spots (19, 19) and Raynaud tied for fourth with 16 (with Ingram twice). Ingram ranks eighth in scoring, fourth in rebounds and fifth in assists among freshmen from major conferences.

2021-22 ROSTER

No.	Player	Pos.	Ht.	Wt.	Yr.	Major	Hometown (High School)
0	Neal Begovich	F	6-9	230	R-So.	Economics	San Francisco, Calif. (St. Ignatius College Prep)
1	Isa Silva	G	6-4	190	Fr.	Undeclared	Sacramento, Calif. (Jesuit)
3	Jarvis Moss	G	6-4	190	Fr.	Undeclared	Concord, N.C. (Cannon School)
5	Michael O'Connell	G	6-2	190	So.	Undeclared	Mineola, N.Y. (Blair Academy (N.J.))
10	Max Murrell	F	6-9	225	So.	Undeclared	Omaha, Neb. (Millard North)
11	Jaiden Delaire	F	6-9	215	Sr.	Communication	North Granby, Conn. (Granby Memorial)
12	Keenan Fitzmorris	F	7-0	235	R-Jr.	Psychology	Overland Park, Kan. (New Hampton School (N.H.))
14	Spencer Jones	F	6-7	225	Jr.	Management Sci. and Engineering	Roeland Park, Kan. (Bishop Miege)
20	Noah Taitz	G	6-3	185	So.	Undeclared	Las Vegas, Nev. (Bishop Gorman)
21	Daniel Begovich	G	6-5	215	5th	Economics	San Francisco, Calif. (St. Ignatius College Prep)
22	James Keefe	F	6-9	235	Jr.	Economics	Los Angeles, Calif. (Loyola)
23	Brandon Angel	F	6-8	230	So.	Undeclared	San Diego, Calif. (Torrey Pines)
24	Sam Beskind	G	6-4	190	R-Jr.	MS Management Sci. and Engineering	Tucson, Ariz. (Catalina Foothills)
32	Lukas Kisunas	F	6-10	265	Sr.	Psychology	Vilnius, Lithuania (Brewster Academy (N.H.))
42	Maxime Raynaud	F	7-1	240	Fr.	Undeclared	Paris, France (Lycee Henri IV)
55	Harrison Ingram	F	6-7	230	Fr.	Undeclared	Dallas, Texas (St. Mark's)

PRONUNCIATION GUIDE

JEROD HAASE	Jared rhymes with pass	Rob EHSAN	EE-sahn
ISA SILVA	EE-suh	Max MURRELL	Mearl (rhymes with pearl)
Noah TAITZ	Tates	Lukas KISUNAS	kah-SOON-us
Daniel & Neal BEGOVICH	BEG-oh-vitch	Maxime RAYNAUD	Ray-no

LOOKING AHEAD

In addition to playing seven previous games in program history against Wyoming, Stanford has faced five of the additional seven teams in the field, never taking on South Florida or Liberty. The Cardinal won the only meeting with Northern Iowa in 2012, coming at the Battle 4 Atlantis, while the program has three wins apiece against BYU and Vanderbilt. The Cardinal has faced Hawaii 11 times in program history, going 8-3 in those games, but has not tipped off with the Warriors since 1990.

PLAYER DEVELOPMENT

Stanford is one of five power conference programs not to take a transfer this year (Stanford, Colorado, UConn, Villanova, Purdue). Only Stanford, Colorado and Purdue don't have a transfer on their entire roster, while Stanford hasn't taken a transfer since Andrew Zimmerman in 2009-10, the longest gap nationally without taking a transfer among power conference teams by 10 years. More than 300 Division I programs took a transfer for the 2021-22 campaign.

FUN WITH SMALL SAMPLE SIZES

Each team has had its two early season Pac-12 games take place, with the exception of Washington's scheduled outings, as Stanford took on Colorado and Oregon. Early in conference season, Stanford ranks first in free throw percentage (.800) and threes per game (9.0), second in 3-point percentage (.375) and third in field goal percentage (.468), assists per game (14.5) and scoring offense (74.0).

WELCOME TO THE FARM

Stanford signed a pair of four-star forwards when the early signing period opened in the class of 2022. Jaylen Thompson, from Oakland and rated as high as No. 62 nationally by 247 Sports, and Ryan Agarwal, a four star Rivals shooting guard from Coppell, Texas, join a program that has signed top-20 classes nationally in three of the past four seasons, while this year's class begins with Stanford signing two four-star players for the third consecutive year.

NBA DRAFT

Ziaire Williams was selected with the 10th overall selection in the 2021 NBA Draft, eventually heading to the Memphis Grizzlies via trade. Stanford is one of 12 programs nationally with a player drafted in each of the last three seasons, while Williams is the fifth top-10 and lottery pick in program history, joining Josh Childress (6th, 2004), Rich Kelley (7th, 1975), Adam Keefe (10th, 1992) and Brook Lopez (10th, 2008).

MCDONALD'S ALL-AMERICAN GAME

Freshman Harrison Ingram became the ninth recruit in program history to earn a spot on the McDonald's All-American game roster, while the Cardinal has a participant for the second-straight year - the first time in program history to accomplish the feat in back-to-back years. Ingram joins Ziaire Williams (2020), Reid Travis (2014), Brook and Robin Lopez (2006), Josh Childress (2001), Casey Jacobsen (1999) and Jarron and Jason Collins (1997) as Stanford athletes with the honor.

OLYMPIAN

KZ Okpala became Stanford basketball's fifth Olympian when he competed for Nigeria in Tokyo. Okpala, who is in his third season with the Miami Heat in the NBA after two campaigns at Stanford, joins Ron Tomsic (USA, 1956), Jim Walsh (USA, 1956), Andrew Vlahov (Australia, 1988, 1992, 1996, 2000) and Johnny Rogers (Spain, 2000) as Stanford men's basketball Olympians.

FIBA U19 WORLD CUP

Harrison Ingram was selected by USA Basketball to compete at the FIBA U19 World Cup in Latvia, while Jerod Haase was chosen as an assistant coach for the team. Ingram averaged 4.6 points, 4.1 rebounds, 1.0 assists and 1.7 steals per game for the United States, which went 7-0 and defeated France to win gold, 83-81. Ingram's 1.7 steals per game led the United States, and ranked 12th overall at the event.

SUSTAINED SUCCESS

Stanford has had a first team All-Pac-12 player in each of the last nine years, while no other program has an active streak of more than four years (Arizona State, Oregon State, USC).

FLOOR BURNS

During his playing career at Kansas, Jerod Haase was known for his energy and passion on the court. Whether it be diving for loose balls or taking charges, Haase's trademark hustle was always on display. During his time with the Jayhawks, the "floor burns" statistic was created in his honor and is still tracked by the program. Haase totaled 167 floor burns during the 1996-97 season. Stanford's individual 2021-22 totals (96 combined, 9.6 per game) are as follows:

Harrison Ingram	20	Isa Silva	5
Michael O'Connell	13	Brandon Angel	5
Jaiden Delaire.....	11	Maxime Raynaud	2
Sam Beskind.....	11	Max Murrell	1
Spencer Jones.....	10	Noah Taitz.....	1
James Keefe	9		
Lukas Kisunas.....	8		

2021-22 PAC-12 STANDINGS

TEAM	CONFERENCE			OVERALL		
	W	L	PCT.	W	L	PCT.
1.....USC.....	2	0	.1.000	12	0	1.000
.....UCLA	2	0	.1.000	8	1	.888
3.....Arizona.....	1	0	.1.000	11	0	1.000
4.....Colorado.....	1	1	.500	9	3	.750
.....Washington St. .	1	1	.500	8	4	.667
.....Utah	1	1	.500	7	4	.636
..... Stanford	1	1	.500	6	4	.600
.....California.....	1	1	.500	7	5	.583
.....Arizona St.....	1	1	.500	5	7	.417
10...Washington.....	0	1	.000	5	4	.555
11...Oregon.....	0	2	.000	6	6	.500
.....Oregon St.....	0	2	.000	1	10	.091

*Through Dec. 19

INSIDE THE SERIES - WYOMING

Series History	Stanford Trails, 3-4
Streak.....L1
Last 5 Meetings.....2-3
Last 10 Meetings.....3-4
Under Jerod Haase.....0-0
Biggest Win	19 (81-62), 1962-63
Biggest Loss	22 (51-73), 1980-81
Most Points Scored.....	88 (1964-65)
Most Points Allowed.....	87 (1968-69)

STANFORD QUICK FACTS

Home Arena	Maples Pavilion
Opened1968
Capacity7,233
Record at Maples.....	561-226 (.712)
Conference Record at Maples.....	282-174 (.618)
Anne and Tony Joseph Director of Men's Basketball	Jerod Haase
Alma Mater.....	Kansas '97
Record at Stanford	88-78 (6th year)
Overall	168-131 (10th year)
Oscar da Silva Associate Head Men's Basketball Coach	Adam Cohen (6th year)
James C. Gaither Assistant Men's Basketball Coach	Jesse Pruitt (6th year)
Assistant Coach	Rob Ehsan (1st year)
Assistant Athletics Director, Men's Basketball	David Berkun (6th year)
Player Development	Camryn Crocker (3rd year)
Athletic Trainer	Dominic Vincentini (6th year)
Sports Performance	Mike Chatman (3rd year)
Assistant to the Head Coach	Jack Frost (3rd year)
Assistant Ops Director	Michael Reutt (1st year)
First Season	1913-14 (105th season)
All-Time Record	1,572-1,190 (.569)
NCAA Championships	1 (1942)
NCAA Final Four	2 (1942, 1998)
NCAA Appearances ... 17 (1942, '89, '92, '95, '96, '97, '98, '99, '00, '01, '02, '03, '04, '05, '07, '08, '14)	
NIT Championships	3 (1991, 12, '15)
NIT Appearances ..9 (1988, '90, '91, '94, '06, '12, '13, '15, '18)	
Conference Championships	7 (1920 (PCC), '21(PCC), '63 (co-AAWU), 1999, '00, '01, '04)
Pac-12 Championships	4 (1999, '00, '01, '04)

STANFORD IN 2021-22 WHEN...

Overall.....	6-4
Pac-12	1-1
Non-Conference	5-3
Home Games	6-0
On The Road	0-3
On Neutral Courts.....	0-1
vs. AP Ranked Opponents.....	0-2
vs. Coaches Ranked Opponents	0-2
When Leading At Halftime	3-0
When Trailing At Halftime	3-4
When Tied At Halftime	0-0
In Overtime.....	1-0
When Scoring Less Than 60 Points	0-2
When Scoring 60-69 Points	1-0
When Scoring 70-79 Points	4-2
When Scoring 80+ Points	1-0
When Opponent Scores Less Than 40 Points.....	0-0
When Opponent Scores 40-49 Points	0-0
When Opponent Scores 50-59 Points	1-0
When Opponent Scores 60-69 Points.....	4-1
When Opponent Scores 70+ Points	1-3
When Shooting 50% or Better	1-1
When Shooting Under 50%.....	5-3
When Shooting 35% or Better From 3	2-1
When Shooting Under 35% From 3	4-3
When Shooting 75% or Better From FT Line.....	0-2
When Shooting Under 75% From FT Line	6-2
When Outrebounding Opponent.....	6-4
When Being Outrebounded	0-0
When Rebounds are Even	0-0
When Committing Less Than 15 Turnovers	4-0
When Committing 15 or More Turnovers	2-4
In Games Decided By 1-3 Points	1-0
In Games Decided By 4-9 Points	0-2
In Games Decided By 10-19 Points	5-1
In Games Decided By 20 Or More Points	0-1
In Morning Games	0-0
In Afternoon Games.....	1-3
In Night Games	5-1
On Monday	1-0
On Tuesday.....	2-0
On Wednesday.....	1-0
On Thursday	1-0
On Friday	0-1
On Saturday.....	0-1
On Sunday	1-2
November	4-3
December	2-1
January.....	0-0
February	0-0
March	0-0
When Wearing White	5-1
When Wearing Cardinal.....	0-1
When Wearing Black	0-1
When Wearing Gray.....	1-1

BY THE NUMBERS

DOUBLE-DOUBLES	2021-22	CAREER
Harrison Ingram	2	2
Maxime Raynaud	1	1
20+ POINT GAMES	2021-22	CAREER
Jaiden Delaire	2	7
Michael O'Connell	-	1
DOUBLE-DIGIT POINTS	2021-22	CAREER
Harrison Ingram	7	7
Jaiden Delaire	5	26
Brandon Angel	3	3
Spencer Jones	2	23
Michel O'Connell	2	11
Lukas Kisunas	2	4
Maxime Raynaud	2	2
Noah Taitz	1	4
Isa Silva	1	1
Max Murrell	1	1
James Keefe	1	1
DOUBLE-DIGIT REBOUNDS	2021-22	CAREER
Harrison Ingram	2	2
Maxime Raynaud	1	1
James Keefe	-	1
Lukas Kisunas	-	1
DOUBLE-DIGIT ASSISTS	2021-22	CAREER
N/A		
LED TEAM IN SCORING (includes ties)	2021-22	CAREER
Harrison Ingram	5	5
Jaiden Delaire	4	13
Spencer Jones	2	6
Brandon Angel	1	2
Michael O'Connell	-	1
LED TEAM IN REBOUNDING (includes ties)	2021-22	CAREER
Harrison Ingram	6	6
James Keefe	2	4
Maxime Raynaud	2	2
Lukas Kisunas	1	11
Spencer Jones	1	7
Michael O'Connell	-	3
Jaiden Delaire	-	3
LED IN ASSISTS (includes ties)	2020-21	CAREER
Harrison Ingram	6	6
Michael O'Connell	5	17
Isa Silva	3	3
Maxime Raynaud	2	2
Spencer Jones	1	6
James Keefe	1	1
Noah Taitz	-	2
Jaiden Delaire	-	2
Max Murrell	-	1

2021-22 STANFORD TEAM HIGHS

Points	89, vs. Dartmouth (12-16-21)
FG made	35, vs. Dartmouth (12-16-21)
FG att.	71, vs. Santa Clara (11-12-21)
FG%	50.0, at Colorado (11-28-21)
3-pt. FG made	11, vs. Valparaiso (11-17-21)
3-pt. FG att.	25, twice
FT made	16, vs. Tarleton State (11-9-21)
FT att.	25, three times
Rebounds	51, vs. North Carolina A&T (11-23-21)
Assists	19, vs. North Carolina A&T (11-23-21)
Steals	10, vs. Valparaiso (11-17-21)
Blocks	4, twice
Fewest Turnovers	8, vs. San Jose State (11-15-21)
Fewest Fouls	11, vs. Tarleton State (11-9-21)
First Half pts.	39, vs. Valparaiso (11-17-21)
Second Half pts.	47, vs. San Jose State (11-15-21)

2021-22 STANFORD TEAM LOWS

Points	48, at Baylor (11-20-21)
FG made	18, at Baylor (11-20-21)
FG att.	45, at Baylor (11-20-21)
FG%	39.4, vs. Santa Clara (11-12-21)
3-pt. FG made	4, three times
3-pt. FG att.	13, at Baylor (11-20-21)
FT made	8, at Baylor (11-20-21)
FT att.	10, vs. Santa Clara (11-12-21)
Rebounds	32, three times
Assists	10, at Baylor (11-20-21)
Steals	2, at Colorado (11-28-21)
Blocks	0, at Colorado (11-28-21)
Most Turnovers	22, twice
Most Fouls	24, at Colorado (11-28-21)
First Half pts.	24, vs. Tarleton State (11-9-21)
Second Half pts.	20, at Baylor (11-20-21)

2021-22 OPPONENT TEAM HIGHS

Points	88, vs. Santa Clara (11-12-21)
FG made	34, vs. Santa Clara (11-12-21)
FG att.	68, vs. North Carolina A&T (11-23-21)
FG%	59.6, vs. Santa Clara (11-12-21)
3-pt. FG made	12, vs. Santa Clara (11-12-21)
3-pt. FG att.	34, vs. North Carolina A&T (11-23-21)
FT made	19, at Colorado (11-28-21)
FT att.	26, at Colorado (11-28-21)
Rebounds	31, four times
Assists	27, vs. Santa Clara (11-12-21)
Steals	16, at Baylor (11-20-21)
Blocks	5, vs. Santa Clara (11-12-21)
Fewest Turnovers	6, at Colorado (11-28-21)
Fewest Fouls	12, vs. Santa Clara (11-12-21)
First Half pts.	45, vs. Santa Clara (11-12-21)
Second Half pts.	52, at Baylor (11-20-21)

2021-22 OPPONENT TEAM LOWS

Points	50, vs. Tarleton State (11-9-21)
FG made	21, three times
FG att.	51, twice
FG%	33.8, vs. North Carolina A&T (11-23-21)
3-pt. FG made	4, vs. Texas (12-19-21)
3-pt. FG att.	16, vs. Texas (12-19-21)
FT made	1, vs. Tarleton State (11-9-21)
FT att.	3, vs. Tarleton State (11-9-21)
Rebounds	25, twice
Assists	5, vs. San Jose State (11-15-21)
Steals	5, vs. San Jose State (11-15-21)
Blocks	1, vs. Tarleton State (11-9-21)
Most Turnovers	19, vs. Valparaiso (11-17-21)
Most Fouls	23, vs. San Jose State (11-15-21)
First Half pts.	23, vs. Valparaiso (11-17-21)
Second Half pts.	24, twice

THE LAST TIME - TEAM

THE LAST TIME - INDIVIDUAL



#0 NEAL BEGOVICH

Redshirt Sophomore | Forward | 6-9 | 230

San Francisco, Calif. | St. Ignatius College Prep | Economics

Three things to know...

- 1: Two brothers at Stanford, including Daniel, a fifth-year senior on the men's basketball team
- 2: Can play either forward position, excellent shooter
- 3: Spent the summer as a Business Developments and Capital Markets Intern at Altamont Capital Partners

Career Accolades: Pac-12 Academic Honor Roll (2021)

Trending: Hasn't missed a shot in his collegiate career.

BEGOVICH'S CAREER HIGHS

Points..... 3, at North Carolina A&T 12/6/20
 FG 1, three times
 FGA..... 1, three times
 3FG 1, at North Carolina A&T 12/6/20
 3FGA..... 1, at North Carolina A&T 12/6/20
 FT -
 FTA -
 Rebounds..... 1, at North Carolina A&T 12/6/20
 Assists -
 Blocks -
 Steals -
 Minutes.....3, twice

BEGOVICH'S SEASON HIGHS

Points -
 FG -
 FGA -
 3FG -
 3FGA -
 FT -
 FTA -
 Rebounds..... -
 Assists -
 Blocks -
 Steals -
 Minutes.....3, vs. Valparaiso 11/17/21

2021-22 GAME-BY-GAME

Opponent	Date	GS	Min	FG-FGA	Pct	3FG-FGA	Pct	FT-FTA	Pct	O/D/T	Avg	PF	FO	A/T	B	S	P	Avg	
Tarleton State	11/09/21	DNP																	
at Santa Clara	11/12/21	DNP																	
San Jose State	11/15/21	DNP																	
Valparaiso	11/17/21		3	0-0	.000	0-0	.000	0-0	.000	0/0/0	0.0	1	0	0/0	0	0	0	0.0	
at Baylor	11/20/21	DNP																	
NC A&T	11/23/21		2	0-0	.000	0-0	.000	0-0	.000	0/0/0	0.0	1	0	0/0	0	0	0	0.0	
at Colorado	11/28/21	DNP																	
Oregon	12/12/21	DNP																	
Dartmouth	12/16/21	DNP																	
vs. Texas	12/19/21	DNP																	

CAREER STATS

YEAR	GP	GS	MIN	AVG	FG	FGA	PCT	3-POINT			FT	FTA	PCT	REBOUNDING							PTS	AVG				
								FG	FGA	PCT				OFF	DEF	TOT	AVG	PF	FO	AST			TO	BLK	STL	
2020-21	3	0	7	2.3	3	3	1.000	1	1	1.000	0	0	.000	0	1	1	0.3	0	0	0	0	0	0	0	7	2.3
2021-22	2	0	5	2.5	0	0	.000	0	0	.000	0	0	.000	0	0	0	0.0	2	0	0	0	0	0	0	0	0.0
TOTAL	5	0	12	2.4	3	3	1.000	1	1	1.000	0	0	.000	0	1	1	0.2	2	0	0	0	0	0	0	7	1.4



#1 ISA SILVA

Freshman | Guard | 6-4 | 190

Sacramento, Calif. | Jesuit | Undeclared

Three things to know...

1: Consensus four-star recruit, rated No. 53 nationally by ESPN, No. 66 by 247Sports and No. 73 by Rivals

2: True point guard with an excellent feel for the game and high basketball IQ

3: Five relatives graduated from Stanford, and cousin, Josue, is a manager for the team. Grandfather, Rafael, had his oral history as a bracero immigrant archived at Stanford's Special Collections and University Archives.

Career Accolades: N/A

Trending: Led the team in assists in first career game, with four against Tarleton State, added 12 points against Santa Clara ... Had a career-high five assists on Nov. 17 vs. Valparaiso ... Ranks third in the Pac-12 among freshmen with 1.7 assists per game ... Shooting 58.3 percent from 3-point range.

SILVA'S CAREER HIGHS

Points.....12, at Santa Clara 11/12/21
 FG.....5, at Santa Clara 11/12/21
 FGA.....9, at Santa Clara 11/12/21
 3FG.....2, at Santa Clara 11/12/21
 3FGA.....4, at Santa Clara 11/12/21
 FT.....1, three times
 FTA.....3, vs. Texas 12/19/21
 Rebounds.....4, twice
 Assists.....5, vs. Valparaiso 11/17/21
 Blocks.....
 Steals.....2, at Baylor 11/20/21
 Minutes.....23, at Santa Clara 11/12/21

SILVA'S SEASON HIGHS


Points.....12, at Santa Clara 11/12/21
 FG.....5, at Santa Clara 11/12/21
 FGA.....9, at Santa Clara 11/12/21
 3FG.....2, at Santa Clara 11/12/21
 3FGA.....4, at Santa Clara 11/12/21
 FT.....1, three times
 FTA.....3, vs. Texas 12/19/21
 Rebounds.....4, twice
 Assists.....5, vs. Valparaiso 11/17/21
 Blocks.....
 Steals.....2, at Baylor 11/20/21
 Minutes.....23, at Santa Clara 11/12/21

2021-22 GAME-BY-GAME

Opponent	Date	GS	Min	FG-FGA	Pct	3FG-FGA	Pct	FT-FTA	Pct	O/D/T	Avg	PF	FO	A/T	B	S	P	Avg
Tarleton State	11/09/21		19	2-3	.667	1-2	.500	0-0	.000	0/1/1	1.0	2	0	4/3	0	0	5	5.0
at Santa Clara	11/12/21		23	5-9	.556	2-4	.500	0-0	.000	0/1/1	1.0	3	0	0/2	0	0	12	8.5
San Jose State	11/15/21		7	0-0	.000	0-0	.000	0-0	.000	0/0/0	0.7	3	0	1/0	0	0	0	5.7
Valparaiso	11/17/21		22	1-4	.250	1-1	1.000	0-0	.000	0/4/4	1.5	1	0	5/3	0	1	3	5.0
at Baylor	11/20/21		19	1-4	.250	0-1	.000	1-2	.500	2/0/2	1.6	2	0	2/3	0	2	3	4.6
NC A&T	11/23/21		14	0-2	.000	0-0	.000	1-2	.500	1/3/4	2.0	1	0	1/2	0	0	1	4.0
at Colorado	11/28/21		8	1-2	.500	1-1	1.000	0-0	.000	0/2/2	2.0	2	0	0/1	0	0	3	3.9
Oregon	12/12/21		11	2-6	.333	1-1	1.000	0-0	.000	1/0/1	1.9	1	0	1/1	0	1	5	4.0
Dartmouth	12/16/21		10	0-1	.000	0-0	.000	0-0	.000	0/1/1	1.8	1	0	1/0	0	0	0	3.6
vs. Texas	12/19/21		15	2-4	.500	1-2	.500	1-3	.333	0/0/0	1.6	2	0	2/1	0	1	6	3.8

CAREER STATS

YEAR	GP	GS	MIN	AVG	FG	FGA	PCT	3-POINT			FT	FTA	PCT	REBOUNDING							PTS	AVG			
								FG	FGA	PCT				OFF	DEF	TOT	AVG	PF	FO	AST			TO	BLK	STL
2021-22	10	0	148	14.8	14	35	.400	7	12	.583	3	7	.429	4	12	16	1.6	18	0	17	16	0	5	38	3.8
TOTAL	10	0	148	14.8	14	35	.400	7	12	.583	3	7	.429	4	12	16	1.6	18	0	17	16	0	5	38	3.8



#3 JARVIS MOSS

Freshman | Guard | 6-4 | 190

Concord, N.C. | Cannon School | Undeclared

Three things to know...

- 1: All-around guard and one of the best shooters in the 2021 recruiting class
- 2: Consensus three-star recruit, averaged 26 points per game as a senior for Cannon
- 3: Led Cannon to back-to-back NCASAA state championships

Career Accolades: N/A

Trending: N/A

MOSS' CAREER HIGHS

Points.....-

FG.....-

FGA..... 1, twice

3FG.....-

3FGA..... 1, twice

FT.....-

FTA.....-

Rebounds.....-

Assists..... 1, vs. North Carolina A&T 11/23/21

Blocks.....-

Steals.....-

Minutes.....3, vs. Valparaiso 11/17/21

MOSS' SEASON HIGHS

Points.....-

FG.....-

FGA..... 1, twice

3FG.....-

3FGA..... 1, twice

FT.....-

FTA.....-

Rebounds.....-

Assists..... 1, vs. North Carolina A&T 11/23/21

Blocks.....-

Steals.....-

Minutes.....3, vs. Valparaiso 11/17/21

2021-22 GAME-BY-GAME

Opponent	Date	GS	Min	FG-FGA	Pct	3FG-FGA	Pct	FT-FTA	Pct	O/D/T	Avg	PF	FO	A/T	B	S	P	Avg
Tarleton State	11/09/21	DNP																
at Santa Clara	11/12/21	DNP																
San Jose State	11/15/21	DNP																
Valparaiso	11/17/21		3	0-1	.000	0-1	.000	0-0	.000	0/0/0	0.0	1	0	0/1	0	0	0	0.0
at Baylor	11/20/21	DNP																
NC A&T	11/23/21		2	0-1	.000	0-1	.000	0-0	.000	0/0/0	0.0	0	0	1/0	0	0	0	0.0
at Colorado	11/28/21	DNP																
Oregon	12/12/21	DNP																
Dartmouth	12/16/21	DNP																
vs. Texas	12/19/21	DNP																

CAREER STATS

YEAR	GP	GS	MIN	AVG	FG	FGA	PCT	3-POINT			FT	FTA	PCT	REBOUNDING							PTS	AVG			
								FG	FGA	PCT				OFF	DEF	TOT	AVG	PF	FO	AST			TO	BLK	STL
2021-22	2	0	5	2.5	0	2	.000	0	2	.000	0	0	.000	0	0	0	0.0	1	0	1	1	0	0	0	0.0
TOTAL	2	0	5	2.5	0	2	.000	0	2	.000	0	0	.000	0	0	0	0.0	1	0	1	1	0	0	0	0.0



#5 MICHAEL O'CONNELL

Sophomore | Guard | 6-2 | 190

Mineola, N.Y. | Blair Academy (N.J.) | Undeclared

Three things to know...

1: First prospect since recruiting databases began to be rated a top-100 recruit in both basketball (247 Sports) and lacrosse (Inside Lacrosse).

2: Was committed to Maryland for lacrosse before electing to play basketball at Stanford

3: Averaged 7.5 points, 3.6 rebounds, 3.4 assists and 1.6 steals per game with 17 starts in Pac-12 play as a freshman

Career Accolades: Pac-12 Freshman of the Week (Feb. 1, 2021).

Trending: Ranks ninth in the Pac-12 with 3.5 assists per game and 10th with 1.2 steals per game ... Small sample, but ranks seventh in Pac-12 play with 4.0 assists per game ... Ranked third among all returners in conference play with 3.4 assists per game and second with 1.6 steals last season ... Played a program-record 52 minutes at Washington State on Feb. 20 last year ... Scored a season-high 15 points against Oregon Dec. 13, had at least four field goals in three straight games from Nov. 28-Dec. 16.

O'CONNELL'S CAREER HIGHS

Points 20, vs. USC 2/2/21
 FG 7, twice
 FGA 13, at Santa Clara 11/12/19
 3FG 2, twice
 3FGA 5, vs. USC 2/2/21
 FT 8, at Arizona State 1/30/21
 FTA 8, at Arizona State 1/30/21
 Rebounds 9, vs. California 2/7/21
 Assists 8, at Oregon State 1/4/21
 Blocks 1, three times
 Steals 4, twice
 Minutes 52, at Washington State 2/20/21

O'CONNELL'S SEASON HIGHS

Points 15, vs. Oregon 12/12/21
 FG 6, at Santa Clara 11/12/21
 FGA 13, at Santa Clara 11/12/21
 3FG 1, six times
 3FGA 4, twice
 FT 4, twice
 FTA 4, twice
 Rebounds 4, twice
 Assists 5, three times
 Blocks -
 Steals 4, at Santa Clara 11/12/21
 Minutes 33, vs. San Jose State 11/15/21

2021-22 GAME-BY-GAME

Opponent	Date	GS	Min	FG-FGA	Pct	3FG-FGA	Pct	FT-FTA	Pct	O/D/T	Avg	PF	FO	A/T	B	S	P	Avg
Tarleton State	11/09/21	*	21	2-8	.250	0-4	.000	0-0	.000	0/1/1	1.0	1	0	2/2	0	1	4	4.0
at Santa Clara	11/12/21	*	29	6-13	.462	1-3	.333	0-0	.000	0/3/3	2.0	1	0	4/1	0	4	13	8.5
San Jose State	11/15/21	*	33	2-9	.222	0-1	.000	4-4	1.000	1/3/4	2.7	1	0	5/0	0	2	8	8.3
Valparaiso	11/17/21	*	15	2-5	.400	1-2	.500	0-0	.000	1/1/2	2.5	2	0	3/1	0	1	5	7.5
at Baylor	11/20/21	*	21	1-3	.333	1-1	1.000	0-1	.000	0/0/0	2.0	2	0	1/5	0	0	3	6.6
NC A&T	11/23/21	*	26	1-7	.143	0-4	.000	0-1	.000	0/1/1	1.8	2	0	5/2	0	1	2	5.8
at Colorado	11/28/21	*	27	4-8	.500	0-2	.000	0-0	.000	0/1/1	1.7	4	0	5/2	0	0	8	6.1
Oregon	12/12/21	*	29	5-8	.625	1-3	.333	4-4	1.000	0/2/2	1.8	2	0	3/4	0	1	15	7.3
Dartmouth	12/16/21	*	28	4-8	.500	1-2	.500	0-1	.000	0/3/3	1.9	4	0	4/3	0	2	9	7.4
vs. Texas	12/19/21	*	25	1-3	.333	1-2	.500	0-0	.000	1/3/4	2.1	0	0	3/4	0	0	3	7.0

CAREER STATS

YEAR	GP	GS	MIN	AVG	FG	FGA	PCT	3-POINT			FT	FTA	PCT	REBOUNDING							PTS	AVG			
								FG	FGA	PCT				OFF	DEF	TOT	AVG	PF	FO	AST			TO	BLK	STL
2020-21	25	18	666	26.6	59	126	.468	12	36	.333	37	47	.787	11	64	75	3.0	37	1	71	39	3	32	167	6.7
2021-22	10	10	254	25.4	28	72	.389	6	24	.250	8	11	.727	3	18	21	2.1	19	0	35	24	0	12	70	7.0
TOTAL	35	28	920	26.3	87	198	.439	18	60	.300	45	58	.776	14	82	96	2.7	56	1	106	63	3	44	237	6.8



#10 MAX MURRELL

Sophomore | Forward | 6-9 | 225

Omaha, Neb. | Millard North | Undeclared

Three things to know...

1: 247Sports (#79) and Rivals (#116) four-star recruit. Ranked 14th and 23rd nationally at his position, respectively.

2: Reached Nebraska state championship game with Millard North. Broke school record for blocks in a game, season and career, and career field goal percentage.

3: Selected Stanford over Creighton, Iowa, Minnesota and TCU.

Career Accolades: N/A

Trending: Burst out for a career-high 18 points on Nov. 23 against North Carolina A&T, including a four-for-six mark from 3-point range ... Led the nation in free throws made without a miss (16-for-16) in 2020-21, is a 95.5% FT shooter for his career ... Earned first career start in the season opener against Tarleton State, has started three games this season.

MURRELL'S CAREER HIGHS

Points 18, vs. North Carolina A&T 11/23/21
 FG 6, vs. North Carolina A&T 11/23/21
 FGA 8, vs. North Carolina A&T 11/23/21
 3FG 4, vs. North Carolina A&T 11/23/21
 3FGA 6, vs. North Carolina A&T 11/23/21
 FT 4, vs. Alabama 11/30/20
 FTA 4, vs. Alabama 11/30/20
 Rebounds 3, at North Carolina A&T 12/6/20
 Assists 2, twice
 Blocks 2, vs. North Carolina A&T 11/23/21
 Steals 1, seven times
 Minutes 21, at Colorado 1/16/21

MURRELL'S SEASON HIGHS

Points 18, vs. North Carolina A&T 11/23/21
 FG 6, vs. North Carolina A&T 11/23/21
 FGA 8, vs. North Carolina A&T 11/23/21
 3FG 4, vs. North Carolina A&T 11/23/21
 3FGA 6, vs. North Carolina A&T 11/23/21
 FT 2, twice
 FTA 2, three times
 Rebounds 2, four times
 Assists 2, vs. Oregon 12/12/21
 Blocks 2, vs. North Carolina A&T 11/23/21
 Steals 1, twice
 Minutes 18, vs. Tarleton State 11/9/21

2021-22 GAME-BY-GAME

Opponent	Date	GS	Min	FG-FGA	Pct	3FG-FGA	Pct	FT-FTA	Pct	O/D/T	Avg	PF	FO	A/T	B	S	P	Avg
Tarleton State	11/09/21	*	18	1-7	.143	1-4	.250	0-0	.000	1/0/1	1.0	0	0	1/1	0	0	3	3.0
at Santa Clara	11/12/21		11	1-5	.200	0-2	.000	0-0	.000	2/0/2	1.5	2	0	0/0	0	0	2	2.5
San Jose State	11/15/21		4	0-1	.000	0-0	.000	0-0	.000	0/0/0	1.0	0	0	0/1	0	0	0	1.7
Valparaiso	11/17/21	*	17	2-6	.333	1-4	.250	1-2	.500	0/2/2	1.3	0	0	0/1	1	0	6	2.8
at Baylor	11/20/21		10	0-1	.000	0-1	.000	2-2	1.000	0/0/0	1.0	0	0	0/0	0	1	2	2.6
NC A&T	11/23/21		12	6-8	.750	4-6	.667	2-2	1.000	0/2/2	1.2	3	0	1/1	2	0	18	5.2
at Colorado	11/28/21		6	0-1	.000	0-1	.000	0-0	.000	0/2/2	1.3	2	0	1/0	0	0	0	4.4
Oregon	12/12/21		15	1-6	.167	1-4	.250	0-0	.000	0/1/1	1.3	1	0	2/0	0	1	3	4.3
Dartmouth	12/16/21	*	8	2-3	.667	1-2	.500	0-0	.000	0/0/0	1.1	0	0	0/1	0	0	5	4.3
vs. Texas	12/19/21		1	0-0	.000	0-0	.000	0-0	.000	0/0/0	1.0	1	0	0/0	0	0	0	3.9

CAREER STATS

YEAR	GP	GS	MIN	AVG	FG	FGA	PCT	3-POINT			FT	FTA	PCT	REBOUNDING							PTS	AVG			
								FG	FGA	PCT				OFF	DEF	TOT	AVG	PF	FO	AST			TO	BLK	STL
2020-21	21	0	166	7.9	15	30	.500	2	9	.222	16	16	1.000	5	13	18	0.9	17	0	4	11	7	5	48	2.3
2021-22	10	3	102	10.2	13	38	.342	8	24	.333	5	6	.833	3	7	10	1.0	9	0	5	5	3	2	39	3.9
TOTAL	31	3	268	8.6	28	68	.412	10	33	.303	21	22	.955	8	20	28	0.9	26	0	9	16	10	7	87	2.8



#11 JAIDEN DELAIRE

Senior | Forward | 6-9 | 215

North Granby, Conn. | Granby Memorial | Communication

Three things to know...

- 1: Can play both forward positions, athletic driver with a 7-2 wingspan
- 2: Reigning Pac-12 Most Improved Player
- 3: Was a consensus top-100 prospect before reclassifying to 2018. Picked Stanford over UCLA and Georgetown

Career Accolades: 2021 Pac-12 Most Improved Player of the Year ... All-Pac-12 honorable mention (2021) ... 2021-22 Preseason All-Pac-12 honorable mention.

Trending: Beat the buzzer with a 3-pointer against Oregon, leading Stanford to a 72-69 win with 20 points ... Matched career high Dec. 16 against Dartmouth with 22 points, has two 20-point outings in last three games ... Ranks 10th in the Pac-12 in field goal percentage ... Delaire's 13.4 points per night in Pac-12 action last season ranks fourth among all returners league-wide, trailing only Johnny Juzang (UCLA), Noah Williams (WSU) and Azuolas Tubelis (ARI) ... One of three players to more than double their scoring average from 2019-20 to 2020-21 among the top-20 scorers in the conference, along with Williams and Jarod Lucas (OSU).

DELAIRE'S CAREER HIGHS

Points..... 22, twice
 FG 10, vs. USC 2/2/21
 FGA..... 16, vs. USC 2/2/21
 3FG 2, five times
 3FGA..... 4, three times
 FT 9, vs. Tarleton State 11/9/21
 FTA 12, vs. Dartmouth 12/16/21
 Rebounds..... 9, twice
 Assists 4, vs. UCLA 1/23/21
 Blocks..... 2, seven times
 Steals 3, vs. California 2/7/21
 Minutes..... 39, vs. UCLA 1/23/21

DELAIRE'S SEASON HIGHS

Points..... 22, vs. Dartmouth 12/16/21
 FG 9, vs. Oregon 12/12/21
 FGA..... 15, vs. Dartmouth 12/16/21
 3FG 2, vs. San Jose State 11/15/21
 3FGA..... 3, vs. San Jose State 11/15/21
 FT 9, vs. Tarleton State 11/9/21
 FTA 12, vs. Dartmouth 12/16/21
 Rebounds..... 6, three times
 Assists..... 3, vs. Tarleton State 11/9/21
 Blocks..... 2, vs. Oregon 12/12/21
 Steals 1, five times
 Minutes..... 31, vs. Dartmouth 12/16/21

2021-22 GAME-BY-GAME

Opponent	Date	GS	Min	FG-FGA	Pct	3FG-FGA	Pct	FT-FTA	Pct	O/D/T	Avg	PF	FO	A/T	B	S	P	Avg
Tarleton State	11/09/21		29	2-5	.400	1-2	.500	9-11	.818	2/4/6	6.0	0	0	3/1	0	1	14	14.0
at Santa Clara	11/12/21	*	22	2-8	.250	0-1	.000	2-2	1.000	1/4/5	5.5	1	0	1/5	0	0	6	10.0
San Jose State	11/15/21		23	7-13	.538	2-3	.667	3-9	.333	1/1/2	4.3	2	0	1/1	0	1	19	13.0
Valparaiso	11/17/21		13	3-5	.600	0-1	.000	2-4	.500	0/4/4	4.3	0	0	2/1	1	0	8	11.8
at Baylor	11/20/21		26	4-5	.800	0-1	.000	2-4	.500	2/2/4	4.2	1	0	0/2	1	1	10	11.4
NC A&T	11/23/21	*	24	3-10	.300	0-1	.000	2-3	.667	4/0/4	4.2	1	0	0/1	0	1	8	10.8
at Colorado	11/28/21	*	22	2-4	.500	0-1	.000	2-2	1.000	0/1/1	3.7	2	0	1/2	0	0	6	10.1
Oregon	12/12/21	*	26	9-14	.643	1-2	.500	1-2	.500	2/4/6	4.0	3	0	0/3	2	1	20	11.4
Dartmouth	12/16/21	*	31	8-15	.533	0-2	.000	6-12	.500	3/3/6	4.2	2	0	2/1	1	0	22	12.6
vs. Texas	12/19/21	*	21	3-6	.500	0-0	.000	3-3	1.000	2/2/4	4.2	3	0	0/4	1	0	9	12.2

CAREER STATS

YEAR	GP	GS	MIN	AVG	FG	FGA	PCT	3-POINT			FT	FTA	PCT	REBOUNDING							PTS	AVG			
								FG	FGA	PCT				OFF	DEF	TOT	AVG	PF	FO	AST			TO	BLK	STL
2018-19	31	2	393	12.7	41	118	.347	6	34	.176	29	48	.604	14	47	61	2.0	43	1	12	20	9	7	117	3.8
2019-20	31	1	521	16.8	71	149	.477	8	28	.286	40	58	.690	17	57	74	2.4	48	0	14	36	12	14	190	6.1
2020-21	24	21	661	27.5	111	237	.468	14	43	.326	65	86	.756	23	76	99	4.1	47	1	24	53	9	22	301	12.5
2021-22	10	6	237	23.7	43	85	.506	4	14	.286	32	52	.615	17	25	42	4.2	15	0	10	21	6	5	122	12.2
TOTAL	96	30	1812	18.9	266	589	.452	32	119	.269	166	244	.680	71	205	276	2.9	153	2	60	130	36	48	730	7.6



#12 KEENAN FITZMORRIS

Redshirt Junior | Center | 7-0 | 235

Overland Park, Kan. | New Hampton School (N.H.) | Psychology

Three things to know...

1: Stretch five, redshirted 2018-19 season. Top-15 recruit at center by 247 Sports and Rivals

2: Plays the tuba

3: Sister, Audriana, class of 2020, played volleyball at Stanford, where she earned multiple All-America nods and won three national championships.

Career Accolades: Two-time Pac-12 Academic Honor Roll (2020, 2021) ... NABC Honors Court (2021).

Trending: N/A

FITZMORRIS' CAREER HIGHS

Points..... 2, three times
 FG..... 1, three times
 FGA..... 4, vs. Long Beach St. 11/12/19
 3FG..... -
 3FGA..... 2, twice
 FT..... -
 FTA..... 1, vs. Maryland Eastern Shore 11/19/19
 Rebounds..... 2, twice
 Assists..... -
 Blocks..... -
 Steals..... -
 Minutes..... 5, twice

FITZMORRIS' SEASON HIGHS

Points..... -
 FG..... -
 FGA..... -
 3FG..... -
 3FGA..... -
 FT..... -
 FTA..... -
 Rebounds..... -
 Assists..... -
 Blocks..... -
 Steals..... -
 Minutes..... -

2021-22 GAME-BY-GAME

Opponent	Date	GS	Min	FG-FGA	Pct	3FG-FGA	Pct	FT-FTA	Pct	O/D/T	Avg	PF	FO	A/T	B	S	P	Avg
Tarleton State	11/09/21	DNP																
at Santa Clara	11/12/21	DNP																
San Jose State	11/15/21	DNP																
Valparaiso	11/17/21	DNP																
at Baylor	11/20/21	DNP																
NC A&T	11/23/21	DNP																
at Colorado	11/28/21	DNP																
Oregon	12/12/21	DNP																
Dartmouth	12/16/21	DNP																
vs. Texas	12/19/21	DNP																

CAREER STATS

YEAR	GP	GS	MIN	AVG	FG	FGA	PCT	3-POINT			FT	FTA	PCT	REBOUNDING							PTS	AVG			
								FG	FGA	PCT				OFF	DEF	TOT	AVG	PF	FO	AST			TO	BLK	STL
2019-20	13	0	25	1.9	3	11	.273	0	4	.000	0	1	.000	3	4	7	0.5	7	0	0	5	0	0	6	0.5
2020-21	5	0	8	1.6	0	2	.000	0	1	.000	0	0	.000	0	1	1	0.2	0	0	0	0	0	0	0	0.0
2021-22	0	0	0	0.0	0	0	.000	0	0	.000	0	0	.000	0	0	0	0.0	0	0	0	0	0	0	0	0.0
TOTAL	18	0	33	1.8	3	13	.231	0	5	.000	0	1	.000	3	5	8	0.4	7	0	0	5	0	0	6	0.3



#14 SPENCER JONES

Junior | Forward | 6-7 | 225

Roeland Park, Kan. | Bishop Miege | Management Science & Engineering

Three things to know...

1: Elite shooter on the wing, great defender. Emerging leader on the team.

2: Committed to Stanford two weeks after first recruiting call.

3: Ranked second in the Pac-12 as a freshman in made threes per game, while posting the 13th-best percentage (43.1) in the country. Entered junior season a career 40.7 percent 3-point shooter, which would rank 10th all-time at Stanford.

Career Accolades: N/A

Trending: Finished second in program history for made 3s by a freshman (81), three shy of tying Chasson Randle (84) for first ... 14 triples shy of breaking into program's top-15 all-time ... Matched career-best with four assists vs. NC A&T (Nov. 23).

JONES' CAREER HIGHS

Points..... 18, twice
 FG..... 6, three times
 FGA.....14, vs. Washington 1/9/20
 3FG.....6, at USC 1/18/20
 3FGA.....10, at USC 1/18/20
 FT.....4, vs. William & Mary 11/21/19
 FTA.....6, vs. William & Mary 11/21/19
 Rebounds..... 8, twice
 Assists.....4, three times
 Blocks..... 3, twice
 Steals..... 3, six times
 Minutes.....47, at Washington State 2/20/21

JONES' SEASON HIGHS

Points..... 15, at Colorado 11/28/21
 FG..... 5, at Colorado 11/28/21
 FGA..... 8, twice
 3FG..... 3, at Colorado 11/28/21
 3FGA..... 5, three times
 FT..... 3, vs. North Carolina A&T 11/23/21
 FTA..... 4, twice
 Rebounds.....8, at Baylor 11/20/21
 Assists..... 4, vs. North Carolina A&T 11/23/21
 Blocks.....2, vs. Valparaiso 11/17/21
 Steals.....2, four times
 Minutes.....33, vs. Oregon 12/12/21

2021-22 GAME-BY-GAME

Opponent	Date	GS	Min	FG-FGA	Pct	3FG-FGA	Pct	FT-FTA	Pct	O/D/T	Avg	PF	FO	A/T	B	S	P	Avg
Tarleton State	11/09/21	*	23	2-6	.333	2-5	.400	0-0	.000	1/3/4	4.0	2	0	0/1	1	1	6	6.0
at Santa Clara	11/12/21	*	30	1-8	.125	0-5	.000	0-0	.000	1/2/3	3.5	2	0	1/1	1	2	2	4.0
San Jose State	11/15/21	*	25	4-7	.571	0-3	.000	0-0	.000	2/2/4	3.7	4	0	2/0	0	2	8	5.3
Valparaiso	11/17/21	*	20	3-5	.600	1-2	.500	0-0	.000	1/4/5	4.0	3	0	0/1	2	1	7	5.8
at Baylor	11/20/21	*	22	4-8	.500	0-1	.000	2-4	.500	1/7/8	4.8	3	0	1/2	0	0	10	6.6
NC A&T	11/23/21	*	23	1-6	.167	1-5	.200	3-4	.750	2/3/5	4.8	1	0	4/1	0	0	6	6.5
at Colorado	11/28/21	*	16	5-6	.833	3-4	.750	2-2	1.000	0/2/2	4.4	4	0	1/1	0	0	15	7.7
Oregon	12/12/21	*	33	1-4	.250	0-3	.000	2-2	1.000	2/1/3	4.3	2	0	1/0	0	2	4	7.3
Dartmouth	12/16/21	DNP																
vs. Texas	12/19/21	*	22	2-7	.286	0-4	.000	0-1	.000	1/2/3	4.1	2	0	3/1	0	2	4	6.9

CAREER STATS

YEAR	GP	GS	MIN	AVG	FG	FGA	PCT	3-POINT			FT	FTA	PCT	REBOUNDING							PTS	AVG			
								FG	FGA	PCT				OFF	DEF	TOT	AVG	PF	FO	AST			TO	BLK	STL
2019-20	32	29	913	28.5	93	221	.421	81	188	.431	16	23	.696	16	85	101	3.2	59	0	27	27	28	19	283	8.8
2020-21	26	25	735	28.3	72	173	.416	46	124	.371	22	33	.667	21	80	101	3.9	81	1	27	31	17	32	212	8.2
2021-22	9	9	214	23.8	23	57	.404	7	32	.219	9	13	.692	11	26	37	4.1	23	0	13	8	4	10	62	6.9
TOTAL	67	63	1862	27.8	188	451	.417	134	344	.390	47	69	.681	48	191	239	3.6	163	1	67	66	49	61	557	8.3



#20 NOAH TAITZ

Sophomore | Guard | 6-3 | 185

Las Vegas, Nev. | Bishop Gorman | Undeclared

Three things to know...

- 1: ESPN four-star recruit, ranked #99 nationally. 22nd-ranked shooting guard nationally
- 2: Captured four consecutive state championships with Bishop Gorman
- 3: Sweet shooting combo guard, selected Stanford over Saint Mary's, San Diego State, USC and Washington

Career Accolades: N/A

Trending: Leads Pac-12 in 3-point percentage (50.0%) ... Hit a career-high three triples against Valparaiso (Nov. 17), has multiple threes in five of last seven games ... 13 for his last 24 (.541) from downtown, only qualified player in the Pac-12 shooting 50% or above from deep this season ... Averaging 7.1 points per game over the last seven outings.

TAITZ'S CAREER HIGHS

Points 13, at Arizona State 1/30/21
 FG 5, at California 2/4/21
 FGA 8, twice
 3FG 3, vs. Valparaiso 11/17/21
 3FGA 6, at CSUN 12/15/20
 FT 4, at Arizona State 1/30/21
 FTA 4, twice
 Rebounds 5, at CSUN 12/15/20
 Assists 3, at CSUN 12/15/20
 Blocks -
 Steals 3, twice
 Minutes 34, at Arizona State 1/30/21

TAITZ'S SEASON HIGHS

Points 11, vs. Valparaiso 11/17/21
 FG 4, vs. Valparaiso 11/17/21
 FGA 7, vs. Valparaiso 11/17/21
 3FG 3, vs. Valparaiso 11/17/21
 3FGA 5, twice
 FT 2, vs. Dartmouth 12/16/21
 FTA 2, twice
 Rebounds 4, vs. Dartmouth 12/16/21
 Assists 2, vs. North Carolina A&T 11/23/21
 Blocks -
 Steals 1, three times
 Minutes 26, vs. Texas 12/19/21

2021-22 GAME-BY-GAME

Opponent	Date	GS	Min	FG-FGA	Pct	3FG-FGA	Pct	FT-FTA	Pct	O/D/T	Avg	PF	FO	A/T	B	S	P	Avg
Tarleton State	11/09/21	DNP																
at Santa Clara	11/12/21		1	0-0	.000	0-0	.000	0-0	.000	0/0/0	0.0	0	0	0/0	0	0	0	0.0
San Jose State	11/15/21		4	0-2	.000	0-2	.000	0-0	.000	0/1/1	0.5	0	0	0/1	0	0	0	0.0
Valparaiso	11/17/21		15	4-7	.571	3-5	.600	0-0	.000	0/2/2	1.0	1	0	1/0	0	1	11	3.7
at Baylor	11/20/21		14	3-6	.500	2-3	.667	0-0	.000	1/1/2	1.3	1	0	0/3	0	0	8	4.8
NC A&T	11/23/21		15	3-6	.500	2-4	.500	0-0	.000	0/2/2	1.4	1	0	2/2	0	1	8	5.4
at Colorado	11/28/21		15	2-5	.400	2-3	.667	1-2	.500	0/0/0	1.2	2	0	1/0	0	0	7	5.7
Oregon	12/12/21		9	1-2	.500	1-2	.500	0-0	.000	0/0/0	1.0	2	0	0/0	0	0	3	5.3
Dartmouth	12/16/21		25	2-6	.333	2-5	.400	2-2	1.000	0/4/4	1.4	2	0	1/1	0	1	8	5.6
vs. Texas	12/19/21		26	2-5	.400	1-2	.500	0-0	.000	0/2/2	1.4	0	0	0/0	0	0	5	5.6

CAREER STATS

YEAR	GP	GS	MIN	AVG	FG	FGA	PCT	3-POINT			FT	FTA	PCT	REBOUNDING							PTS	AVG			
								FG	FGA	PCT				OFF	DEF	TOT	AVG	PF	FO	AST			TO	BLK	STL
2020-21	24	0	358	14.9	29	82	.354	11	42	.262	11	15	.733	5	22	27	1.1	15	0	9	24	0	13	80	3.3
2021-22	9	0	124	13.8	17	39	.436	13	26	.500	3	4	.750	1	12	13	1.4	9	0	5	7	0	3	50	5.6
TOTAL	33	0	482	14.6	46	121	.380	24	68	.353	14	19	.737	6	34	40	1.2	24	0	14	31	0	16	130	3.9



#21 DANIEL BEGOVICH

5th | Guard | 6-5 | 215

San Francisco, Calif. | St. Ignatius College Prep | Economics

Three things to know...

- 1: Manager for first two seasons, earned spot on the team starting in 2019-20
- 2: Two brothers at Stanford, including Neal, a redshirt sophomore on the men's basketball team
- 3: Spent the summer as an Analyst with the Tech Media and Telecom Investment Banking Team at Bank of America

Career Accolades: Two-time Pac-12 Academic Honor Roll (2020, 2021) ... Two-time NABC Honors Court (2020, 2021).

Trending: N/A

BEGOVICH'S CAREER HIGHS

Points -
 FG -
 FGA -
 3FG -
 3FGA -
 FT -
 FTA -
 Rebounds 1, three times
 Assists -
 Blocks -
 Steals -
 Minutes 3, vs. North Carolina A&T 12/6/20

BEGOVICH'S SEASON HIGHS

Points -
 FG -
 FGA -
 3FG -
 3FGA -
 FT -
 FTA -
 Rebounds 1, vs. Valparaiso 11/17/21
 Assists -
 Blocks -
 Steals -
 Minutes 2, twice

2021-22 GAME-BY-GAME

Opponent	Date	GS	Min	FG-FGA	Pct	3FG-FGA	Pct	FT-FTA	Pct	O/D/T	Avg	PF	FO	A/T	B	S	P	Avg	
Tarleton State	11/09/21	DNP																	
at Santa Clara	11/12/21	DNP																	
San Jose State	11/15/21	DNP																	
Valparaiso	11/17/21		2	0-0	.000	0-0	.000	0-0	.000	0/1/1	1.0	0	0	0/0	0	0	0	0.0	
at Baylor	11/20/21	DNP																	
NC A&T	11/23/21		2	0-0	.000	0-0	.000	0-0	.000	0/0/0	0.5	0	0	0/1	0	0	0	0.0	
at Colorado	11/28/21	DNP																	
Oregon	12/12/21	DNP																	
Dartmouth	12/16/21	DNP																	
vs. Texas	12/19/21	DNP																	

CAREER STATS

YEAR	GP	GS	MIN	AVG	FG	FGA	PCT	3-POINT			FT	FTA	PCT	REBOUNDING							PTS	AVG			
								FG	FGA	PCT				OFF	DEF	TOT	AVG	PF	FO	AST			TO	BLK	STL
2019-20	4	0	5	1.3	0	0	.000	0	0	.000	0	0	.000	1	0	1	0.3	1	0	0	1	0	0	0	0.0
2020-21	5	1	7	1.4	0	0	.000	0	0	.000	0	0	.000	0	1	1	0.2	0	0	0	1	0	0	0	0.0
2021-22	2	0	4	2.0	0	0	.000	0	0	.000	0	0	.000	0	1	1	0.5	0	0	0	1	0	0	0	0.0
TOTAL	11	1	16	1.5	0	0	.000	0	0	.000	0	0	.000	1	2	3	0.3	1	0	0	3	0	0	0	0.0



#22 JAMES KEEFE

Junior | Forward | 6-9 | 235

Los Angeles, Calif. | Loyola | Economics

Three things to know...

1: Physical rim-running forward, tireless worker. Can defend both post positions.

2: Son of Adam Keefe, a nine-year NBA veteran and Stanford's all-time leading rebounder (1,119) and third-leading scorer (2,319), and Kristin Klein Keefe, an Olympian and four-time All-American on the Stanford volleyball team. Sisters Caitlin and Michaela, class of 2020, played for Stanford's volleyball team, and won three national titles.

3: Spent the summer as an Equity Analyst Intern for Nuveen NWQ Investment Management

Career Accolades: 2021 Pac-12 Academic Honor Roll.

Trending: Scored a career-high 12 points with nine rebounds and a career-high four assists last home game against Dartmouth (Dec. 16) ... First-career double-digit rebound game came at NC A&T (Dec. 6, 2020) ... Started last three games, first starts of his career.

KEEFE'S CAREER HIGHS

Points 12, vs. Dartmouth 12/16/21
 FG 5, vs. Dartmouth 12/16/21
 FGA 8, vs. Dartmouth 12/16/21
 3FG -
 3FGA -
 FT 4, twice
 FTA 7, twice
 Rebounds 10, at North Carolina A&T 12/6/20
 Assists 4, vs. Dartmouth 12/16/21
 Blocks 2, vs. Washington 1/9/20
 Steals 1, nine times
 Minutes 32, vs. Dartmouth 12/16/21

KEEFE'S SEASON HIGHS

Points 12, vs. Dartmouth 12/16/21
 FG 5, vs. Dartmouth 12/16/21
 FGA 8, vs. Dartmouth 12/16/21
 3FG -
 3FGA -
 FT 3, vs. Oregon 12/12/21
 FTA 7, vs. Oregon 12/12/21
 Rebounds 9, vs. Dartmouth 12/16/21
 Assists 4, vs. Dartmouth 12/16/21
 Blocks 1, twice
 Steals 1, vs. Oregon 12/12/21
 Minutes 32, vs. Dartmouth 12/16/21

2021-22 GAME-BY-GAME

Opponent	Date	GS	Min	FG-FGA	Pct	3FG-FGA	Pct	FT-FTA	Pct	O/D/T	Avg	PF	FO	A/T	B	S	P	Avg
Tarleton State	11/09/21		4	0-0	.000	0-0	.000	0-0	.000	0/1/1	1.0	0	0	0/0	0	0	0	0.0
at Santa Clara	11/12/21		4	0-0	.000	0-0	.000	0-0	.000	1/0/1	1.0	0	0	0/0	0	0	0	0.0
San Jose State	11/15/21	DNP																
Valparaiso	11/17/21		8	2-4	.500	0-0	.000	0-0	.000	1/2/3	1.7	0	0	0/0	0	0	4	1.3
at Baylor	11/20/21	DNP																
NC A&T	11/23/21		20	4-4	1.000	0-0	.000	0-3	.000	2/4/6	2.8	2	0	1/1	0	0	8	3.0
at Colorado	11/28/21		10	0-0	.000	0-0	.000	2-2	1.000	0/1/1	2.4	0	0	0/0	0	0	2	2.8
Oregon	12/12/21	*	25	0-1	.000	0-0	.000	3-7	.429	3/5/8	3.3	2	0	0/2	1	1	3	2.8
Dartmouth	12/16/21	*	32	5-8	.625	0-0	.000	2-5	.400	6/3/9	4.1	2	0	4/0	1	0	12	4.1
vs. Texas	12/19/21	*	12	0-0	.000	0-0	.000	0-0	.000	0/2/2	3.9	2	0	0/3	0	0	0	3.6

CAREER STATS

YEAR	GP	GS	MIN	AVG	FG	FGA	PCT	3-POINT			FT	FTA	PCT	REBOUNDING							PTS	AVG			
								FG	FGA	PCT				OFF	DEF	TOT	AVG	PF	FO	AST			TO	BLK	STL
2019-20	30	0	272	9.1	27	51	.529	0	0	.000	12	32	.375	16	44	60	2.0	42	0	4	11	7	5	66	2.2
2020-21	24	0	182	7.6	9	26	.346	0	0	.000	12	20	.600	14	28	42	1.8	18	0	6	7	3	4	30	1.3
2021-22	8	3	115	14.4	11	17	.647	0	0	.000	7	17	.412	13	18	31	3.9	8	0	5	6	2	1	29	3.6
TOTAL	62	3	569	9.2	47	94	.500	0	0	.000	31	69	.449	43	90	133	2.1	68	0	15	24	12	10	125	2.0



#23 BRANDON ANGEL

Sophomore | Forward | 6-8 | 230

San Diego, Calif. | Torrey Pines | Undeclared

Three things to know...

- 1: 247Sports four-star recruit (#123). Top-25 rated forward nationally
- 2: Elite shooter in high school, can line up at either forward position. Chose Stanford over California and Wisconsin
- 3: All-CIF first team selection as a senior at Torrey Pines

Career Accolades: N/A

Trending: Career-high 18 points on 7-for-7 shooting Dec. 16 against Dartmouth ... Multiple field goals in six of last seven games. Averaging 8.7 points per game over the stretch, which ranks third on the team, while shooting 58.3 percent from the floor and 41.2 percent from 3-point range.

ANGEL'S CAREER HIGHS

Points 18, vs. Dartmouth 12/16/21
 FG 7, vs. Dartmouth 12/16/21
 FGA 8, at USC 3/3/21
 3FG 3, twice
 3FGA 5, at USC 3/3/21
 FT 6, at Colorado 11/28/21
 FTA 6, at Colorado 11/28/21
 Rebounds 4, three times
 Assists 2, vs. USC 2/2/21
 Blocks 1, twice
 Steals 2, at Colorado 11/28/21
 Minutes 29, at Colorado 11/28/21

ANGEL'S SEASON HIGHS

Points 18, vs. Dartmouth 12/16/21
 FG 7, vs. Dartmouth 12/16/21
 FGA 7, twice
 3FG 3, vs. Valparaiso 11/17/21
 3FGA 4, twice
 FT 6, at Colorado 11/28/21
 FTA 6, at Colorado 11/28/21
 Rebounds 4, twice
 Assists 1, five times
 Blocks 1, at Baylor 11/20/21
 Steals 2, at Colorado 11/28/21
 Minutes 29, at Colorado 11/28/21

2021-22 GAME-BY-GAME

Opponent	Date	GS	Min	FG-FGA	Pct	3FG-FGA	Pct	FT-FTA	Pct	O/D/T	Avg	PF	FO	A/T	B	S	P	Avg
Tarleton State	11/09/21	14	0-1	.000	0-1	.000	0-2	.000	1/0/1	1.0	0	0	0/0	0	0	0	0	0.0
at Santa Clara	11/12/21	12	0-2	.000	0-1	.000	0-0	.000	1/1/2	1.5	2	0	1/0	0	0	0	0	0.0
San Jose State	11/15/21	8	1-2	.500	0-0	.000	1-1	1.000	1/2/3	2.0	2	0	0/2	0	0	3	1.0	
Valparaiso	11/17/21	19	4-5	.800	3-4	.750	2-2	1.000	0/1/1	1.8	1	0	1/1	0	0	13	4.0	
at Baylor	11/20/21	19	2-3	.667	1-2	.500	0-0	.000	1/1/2	1.8	4	0	1/0	1	0	5	4.2	
NC A&T	11/23/21	12	2-6	.333	0-2	.000	1-3	.333	0/3/3	2.0	1	0	0/0	0	0	5	4.3	
at Colorado	11/28/21	29	3-7	.429	1-4	.250	6-6	1.000	2/2/4	2.3	1	0	1/3	0	2	13	5.6	
Oregon	12/12/21	7	0-2	.000	0-2	.000	0-0	.000	0/0/0	2.0	2	0	0/1	0	0	0	4.9	
Dartmouth	12/16/21	25	7-7	1.000	1-1	1.000	3-5	.600	1/3/4	2.2	1	0	0/0	0	0	18	6.3	
vs. Texas	12/19/21	17	3-6	.500	1-2	.500	0-0	.000	1/1/2	2.2	3	0	1/2	0	0	7	6.4	

CAREER STATS

YEAR	GP	GS	MIN	AVG	FG	FGA	PCT	3-POINT			FT	FTA	PCT	REBOUNDING							PTS	AVG			
								FG	FGA	PCT				OFF	DEF	TOT	AVG	PF	FO	AST			TO	BLK	STL
2020-21	17	0	154	9.1	11	36	.306	5	20	.250	4	4	1.000	2	18	20	1.2	19	0	4	10	1	4	31	1.8
2021-22	10	0	162	16.2	22	41	.537	7	19	.368	13	19	.684	8	14	22	2.2	17	0	5	9	1	2	64	6.4
TOTAL	27	0	316	11.7	33	77	.429	12	39	.308	17	23	.739	10	32	42	1.6	36	0	9	19	2	6	95	3.5



#24 SAM BESKIND

Redshirt Junior | Guard | 6-4 | 190

Tuscon, Ariz. | Catalina Foothills | Masters: Management Science & Engineering

Three things to know...

1: Walk-on, but earned scholarship for 2019-20 season on team's foreign trip to Italy. Hard-nosed guard, good defender.

2: Led Stanford's efforts on #AllVoteNoPlay, on the NCAA's mandatory off-day on Election Day

3: Spent the summer as an Intern on the Global Consumer Planning Team at Nike

Career Accolades: Two-time Pac-12 Winter Academic Honor Roll (2020, 2021) ... 2021 NABC Honors Court.

Trending: Earned first-career start against San Jose State (Nov. 15), and played a career-high 23 minutes ... Already has a career-high for minutes played in a season ... Career-best four rebounds Dec. 16 vs. Dartmouth ... Spotlighted in 'My Stanford Story' feature on GoStanford.com last week.

BESKIND'S CAREER HIGHS

Points3, vs. Long Beach St. 11/12/19
 FG 1, three times
 FGA 4, vs. San Jose State 11/15/21
 3FG1, vs. Long Beach St. 11/12/19
 3FGA1, six times
 FT2, vs. Valparaiso 11/17/21
 FTA 2, twice
 Rebounds 4, vs. Dartmouth 12/16/21
 Assists1, three times
 Blocks 1, vs. William & Mary 11/21/19
 Steals2, vs. Valparaiso 11/17/21
 Minutes23, vs. San Jose State 11/15/21

BESKIND'S SEASON HIGHS


Points 2, twice
 FG 1, vs. San Jose State 11/15/21
 FGA 4, vs. San Jose State 11/15/21
 3FG -
 3FGA 1, three times
 FT2, vs. Valparaiso 11/17/21
 FTA2, vs. Valparaiso 11/17/21
 Rebounds4, vs. Dartmouth 12/16/21
 Assists1, twice
 Blocks -
 Steals2, vs. Valparaiso 11/17/21
 Minutes23, vs. San Jose State 11/15/21

2021-22 GAME-BY-GAME

Opponent	Date	GS	Min	FG-FGA	Pct	3FG-FGA	Pct	FT-FTA	Pct	O/D/T	Avg	PF	FO	A/T	B	S	P	Avg
Tarleton State	11/09/21		8	0-1	.000	0-1	.000	0-0	.000	0/1/1	1.0	0	0	1/0	0	0	0	0.0
at Santa Clara	11/12/21		5	0-1	.000	0-0	.000	0-0	.000	0/0/0	0.5	1	0	0/0	0	1	0	0.0
San Jose State	11/15/21	*	23	1-4	.250	0-1	.000	0-0	.000	2/1/3	1.3	1	0	0/0	0	0	2	0.7
Valparaiso	11/17/21	*	12	0-1	.000	0-0	.000	2-2	1.000	0/0/0	1.0	0	0	0/1	0	2	2	1.0
at Baylor	11/20/21	*	8	0-1	.000	0-0	.000	0-0	.000	0/0/0	0.8	1	0	0/1	0	0	0	0.8
NC A&T	11/23/21		1	0-0	.000	0-0	.000	0-0	.000	0/0/0	0.7	0	0	0/0	0	0	0	0.7
at Colorado	11/28/21		4	0-0	.000	0-0	.000	0-0	.000	0/1/1	0.7	1	0	1/1	0	0	0	0.6
Oregon	12/12/21	DNP																
Dartmouth	12/16/21		15	0-1	.000	0-1	.000	0-0	.000	1/3/4	1.1	2	0	0/1	0	1	0	0.5
vs. Texas	12/19/21		1	0-0	.000	0-0	.000	0-0	.000	0/0/0	1.0	0	0	0/0	0	0	0	0.4

CAREER STATS

YEAR	GP	GS	MIN	AVG	FG	FGA	PCT	3-POINT			FT	FTA	PCT	REBOUNDING							PTS	AVG			
								FG	FGA	PCT				OFF	DEF	TOT	AVG	PF	FO	AST			TO	BLK	STL
2018-19	1	0	1	1.0	0	0	.000	0	0	.000	0	0	.000	0	0	0	0.0	0	0	0	0	0	0	0	0.0
2019-20	14	0	30	2.1	1	3	.333	1	3	.333	0	0	.000	0	3	3	0.2	4	0	1	1	1	0	3	0.2
2020-21	11	0	18	1.6	1	2	.500	0	0	.000	1	3	.333	0	1	1	0.1	1	0	0	2	0	0	3	0.3
2021-22	9	3	77	8.6	1	9	.111	0	3	.000	2	2	1.000	3	6	9	1.0	6	0	2	4	0	4	4	0.4
TOTAL	35	3	126	3.6	3	14	.214	1	6	.167	3	5	.600	3	10	13	0.4	11	0	3	7	1	4	10	0.3



#32 LUKAS KISUNAS

Senior | Forward | 6-10 | 265

Vilnius, Lithuania | Brewster Academy (N.H.) | Psychology

Three things to know...

- 1: Hard-nosed forward/center, terrific rebounder and screen setter
- 2: Competed at 2017 FIBA U18 European Championships in Slovakia, helping Lithuania to a third-place finish
- 3: Chose Stanford over Arizona and UConn

Career Accolades: Two-time Pac-12 Academic Honor Roll (2020, 2021) ... NABC Honors Court (2021)

Trending: Tied his career high in the season opener against Tarleton with 12 points ... One of the top offensive rebounders on the team, averaged 2.7 offensive rebounds per 40 minutes last season, averaging 4.0 per 40 to start this season. At least one offensive rebound in eight of 10 games.

KISUNAS' CAREER HIGHS

Points 12, three times
 FG 5, three times
 FGA 8, vs. Oregon State 2/27/21
 3FG -
 3FGA -
 FT 6, vs. Tarleton State 11/9/21
 FTA 8, vs. Tarleton State 11/9/21
 Rebounds 10, vs. Santa Clara 11/16/19
 Assists 3, vs. Washington St. 1/11/20
 Blocks 2, three times
 Steals 3, vs. UNC Wilmington 12/1/19
 Minutes 33, vs. UCLA 1/23/21

KISUNAS' SEASON HIGHS

Points 12, vs. Tarleton State 11/9/21
 FG 5, at Colorado 11/28/21
 FGA 5, at Colorado 11/28/21
 3FG -
 3FGA -
 FT 6, vs. Tarleton State 11/9/21
 FTA 8, vs. Tarleton State 11/9/21
 Rebounds 9, at Colorado 11/28/21
 Assists 1, three times
 Blocks 1, vs. San Jose State 11/15/21
 Steals 1, at Baylor 11/20/21
 Minutes 22, vs. Tarleton State 11/9/21

2021-22 GAME-BY-GAME

Opponent	Date	GS	Min	FG-FGA	Pct	3FG-FGA	Pct	FT-FTA	Pct	O/D/T	Avg	PF	FO	A/T	B	S	P	Avg
Tarleton State	11/09/21	*	22	3-3	1.000	0-0	.000	6-8	.750	1/4/5	5.0	4	0	0/3	0	0	12	12.0
at Santa Clara	11/12/21	*	12	1-3	.333	0-0	.000	0-0	.000	1/1/2	3.5	0	0	0/2	0	0	2	7.0
San Jose State	11/15/21		12	2-3	.667	0-0	.000	2-4	.500	1/3/4	3.7	3	0	0/0	1	0	6	6.7
Valparaiso	11/17/21		11	1-2	.500	0-0	.000	0-2	.000	2/1/3	3.5	3	0	0/2	0	0	2	5.5
at Baylor	11/20/21		11	0-2	.000	0-0	.000	0-0	.000	1/0/1	3.0	2	0	1/1	0	1	0	4.4
NC A&T	11/23/21		8	1-1	1.000	0-0	.000	0-0	.000	0/3/3	3.0	1	0	1/0	1	0	2	4.0
at Colorado	11/28/21		18	5-5	1.000	0-0	.000	1-1	1.000	3/6/9	3.9	1	0	0/1	0	0	11	5.0
Oregon	12/12/21		4	0-0	.000	0-0	.000	0-0	.000	1/0/1	3.5	1	0	1/1	0	0	0	4.4
Dartmouth	12/16/21		7	1-3	.333	0-0	.000	0-0	.000	1/2/3	3.4	1	0	0/0	0	0	2	4.1
vs. Texas	12/19/21		5	0-0	.000	0-0	.000	0-0	.000	0/0/0	3.1	2	0	0/0	0	0	0	3.7

CAREER STATS

YEAR	GP	GS	MIN	AVG	FG	FGA	PCT	3-POINT			FT	FTA	PCT	REBOUNDING							PTS	AVG			
								FG	FGA	PCT				OFF	DEF	TOT	AVG	PF	FO	AST			TO	BLK	STL
2018-19	28	0	172	6.1	17	33	.515	0	0	.000	11	18	.611	16	33	49	1.8	30	0	4	10	7	1	45	1.6
2019-20	32	5	354	11.1	34	63	.540	0	0	.000	10	24	.417	38	53	91	2.8	50	1	19	39	9	7	78	2.4
2020-21	26	14	410	15.8	34	62	.548	0	0	.000	17	37	.459	27	61	88	3.4	49	0	13	24	10	6	85	3.3
2021-22	10	2	110	11.0	14	22	.636	0	0	.000	9	15	.600	11	20	31	3.1	18	0	3	10	2	1	37	3.7
TOTAL	96	21	1046	10.9	99	180	.550	0	0	.000	47	94	.500	92	167	259	2.7	147	1	39	83	28	15	245	2.6



#42 MAXIME RAYNAUD

Freshman | Forward | 7-1 | 240

Paris, France | Lycee Henri IV | Undeclared

Three things to know...

1: Played for Espoirs Nanterre before Stanford, where he averaged 12.8 points and 8.7 rebounds per game. Can stretch his game to the 3-point line. Teammate of projected 2023 NBA top pick Victor Wembanyama.

2: Part of French national team system. Won a silver medal at the FIBA U16 European Championships in 2019 in Italy.

3: Attended the prestigious Lycee Henri IV in Paris, interested in astrophysics

Career Accolades: N/A

Trending: First-career double-double in second-career game, with 16 points and 10 rebounds against Santa Clara (Nov. 12) ... 16 points against the Broncos is tied for the fourth-most in the Pac-12 by a freshman in a single game, trailing Harrison Ingram (19, twice) and UCLA's Peyton Watson (19) ... Third among all Pac-12 freshmen with 4.7 rebounds per game, fifth at 5.8 points per game.

RAYNAUD'S CAREER HIGHS

Points.....16, at Santa Clara 11/12/21
 FG.....7, at Santa Clara 11/12/21
 FGA.....9, at Santa Clara 11/12/21
 3FG..... 1, three times
 3FGA..... 2, twice
 FT..... 2, vs. Valparaiso 11/17/21
 FTA..... 4, vs. San Jose State 11/15/21
 Rebounds.....10, at Santa Clara 11/12/21
 Assists.....4, at Santa Clara 11/12/21
 Blocks..... 2, vs. Texas 12/19/21
 Steals.....2, vs. Valparaiso 11/17/21
 Minutes..... 24, vs. Texas 12/19/21

RAYNAUD'S SEASON HIGHS

Points.....16, at Santa Clara 11/12/21
 FG.....7, at Santa Clara 11/12/21
 FGA.....9, at Santa Clara 11/12/21
 3FG..... 1, four times
 3FGA..... 2, twice
 FT..... 2, vs. Valparaiso 11/17/21
 FTA..... 4, vs. San Jose State 11/15/21
 Rebounds.....10, at Santa Clara 11/12/21
 Assists.....4, at Santa Clara 11/12/21
 Blocks..... 2, vs. Texas 12/19/21
 Steals.....2, vs. Valparaiso 11/17/21
 Minutes..... 24, vs. Texas 12/19/21

2021-22 GAME-BY-GAME

Opponent	Date	GS	Min	FG-FGA	Pct	3FG-FGA	Pct	FT-FTA	Pct	O/D/T	Avg	PF	FO	A/T	B	S	P	Avg
Tarleton State	11/09/21		11	1-2	.500	0-0	.000	0-0	.000	1/5/6	6.0	0	0	0/1	0	0	2	2.0
at Santa Clara	11/12/21		22	7-9	.778	1-2	.500	1-1	1.000	5/5/10	8.0	5	1	4/2	1	0	16	9.0
San Jose State	11/15/21	*	23	5-7	.714	0-1	.000	1-4	.250	2/4/6	7.3	1	0	0/2	1	0	11	9.7
Valparaiso	11/17/21	*	21	3-6	.500	1-1	1.000	2-2	1.000	0/3/3	6.3	0	0	1/2	0	2	9	9.5
at Baylor	11/20/21	*	20	1-5	.200	0-2	.000	1-2	.500	1/1/2	5.4	0	0	2/5	0	0	3	8.2
NC A&T	11/23/21	*	12	3-4	.750	1-1	1.000	0-0	.000	3/3/6	5.5	0	0	0/2	0	0	7	8.0
at Colorado	11/28/21	*	12	1-1	1.000	1-1	1.000	0-0	.000	0/5/5	5.4	3	0	0/0	0	0	3	7.3
Oregon	12/12/21		8	1-3	.333	0-0	.000	1-1	1.000	1/0/1	4.9	2	0	0/0	0	0	3	6.8
Dartmouth	12/16/21		6	0-1	.000	0-0	.000	0-0	.000	0/1/1	4.4	0	0	0/1	0	1	0	6.0
vs. Texas	12/19/21		24	2-4	.500	0-0	.000	0-1	.000	1/6/7	4.7	1	0	1/1	2	1	4	5.8

CAREER STATS

YEAR	GP	GS	MIN	AVG	FG	FGA	PCT	3-POINT			FT	FTA	PCT	REBOUNDING							PTS	AVG			
								FG	FGA	PCT				OFF	DEF	TOT	AVG	PF	FO	AST			TO	BLK	STL
2021-22	10	5	159	15.9	24	42	.571	4	8	.500	6	11	.545	14	33	47	4.7	12	1	8	16	4	4	58	5.8
TOTAL	10	5	159	15.9	24	42	.571	4	8	.500	6	11	.545	14	33	47	4.7	12	1	8	16	4	4	58	5.8



#55 HARRISON INGRAM

Freshman | Forward | 6-7 | 230

Dallas, Texas | St. Mark's | Undeclared

Three things to know...

1: Consensus five-star recruit, rated No. 12 nationally by Rivals, No. 16 by 247Sports and No. 20 by ESPN

2: Ninth McDonald's All-American in program history, gives Stanford a participant for the second-straight year for the first time in program history

3: Won a gold medal at the FIBA U19 World Cup with the United States, where head coach Jerod Haase was an assistant coach

Career Accolades: Preseason All-Pac-12 honorable mention ... Julius Erving Small Forward of the Year watch list ... Three-time Pac-12 Freshman of the Week (Nov. 15, Dec. 13, Dec. 20).

Trending: Pac-12's leading scorer among freshmen (12.8), only one averaging double figures and 6.1 more than the next player ... Only true freshman in the country to average at least 12.0 points, 6.0 rebounds and 3.0 assists per game, one of 27 total players to meet those benchmarks and the only one in the Pac-12 ... One of 10 players in the league with multiple double doubles ... Scored with 0.7 seconds left against Dartmouth to send the game to OT, which Stanford won 89-78 ... Averaging 14.7 points, 7.3 rebounds, 3.3 assists and 1.7 steals per game over the last three outings.

INGRAM'S CAREER HIGHS

Points..... 19, twice
 FG..... 8, vs. San Jose State 11/15/21
 FGA..... 15, vs. Dartmouth 12/16/21
 3FG..... 3, twice
 3FGA..... 7, three times
 FT..... 6, twice
 FTA..... 7, twice
 Rebounds..... 11, vs. San Jose State 11/15/21
 Assists..... 6, vs. San Jose State 11/15/21
 Blocks..... 1, three times
 Steals..... 3, vs. Texas 12/19/21
 Minutes..... 38, twice

INGRAM'S SEASON HIGHS

Points..... 19, twice
 FG..... 8, vs. San Jose State 11/15/21
 FGA..... 15, vs. Dartmouth 12/16/21
 3FG..... 3, twice
 3FGA..... 7, three times
 FT..... 6, twice
 FTA..... 7, twice
 Rebounds..... 11, vs. San Jose State 11/15/21
 Assists..... 6, vs. San Jose State 11/15/21
 Blocks..... 1, three times
 Steals..... 3, vs. Texas 12/19/21
 Minutes..... 38, twice

2021-22 GAME-BY-GAME

Opponent	Date	GS	Min	FG-FGA	Pct	3FG-FGA	Pct	FT-FTA	Pct	O/D/T	Avg	PF	FO	A/T	B	S	P	Avg
Tarleton State	11/09/21	*	31	7-11	.636	1-2	.500	1-1	1.000	3/4/7	7.0	2	0	1/1	0	0	16	16.0
at Santa Clara	11/12/21	*	29	5-13	.385	3-7	.429	6-7	.857	3/3/6	6.5	1	0	2/2	1	0	19	17.5
San Jose State	11/15/21	*	38	8-13	.615	2-3	.667	1-3	.333	4/7/11	8.0	3	0	6/1	0	1	19	18.0
Valparaiso	11/17/21	*	19	0-3	.000	0-2	.000	4-4	1.000	0/2/2	6.5	1	0	5/0	0	2	4	14.5
at Baylor	11/20/21	*	30	2-7	.286	0-1	.000	0-1	.000	2/7/9	7.0	2	0	2/0	1	0	4	12.4
NC A&T	11/23/21	*	27	4-9	.444	0-1	.000	6-7	.857	5/5/10	7.5	0	0	3/2	1	2	14	12.7
at Colorado	11/28/21	*	33	3-13	.231	2-7	.286	0-0	.000	1/1/2	6.7	2	0	5/3	0	0	8	12.0
Oregon	12/12/21	*	33	5-11	.455	3-7	.429	3-4	.750	2/6/8	6.9	2	0	5/2	0	1	16	12.5
Dartmouth	12/16/21	*	38	6-15	.400	1-4	.250	0-0	.000	0/7/7	6.9	1	0	2/1	0	1	13	12.6
vs. Texas	12/19/21	*	31	5-13	.385	0-4	.000	5-5	1.000	2/5/7	6.9	2	0	3/4	0	3	15	12.8

CAREER STATS

YEAR	GP	GS	MIN	AVG	FG	FGA	PCT	3-POINT			FT	FTA	PCT	REBOUNDING							PTS	AVG			
								FG	FGA	PCT				OFF	DEF	TOT	AVG	PF	FO	AST			TO	BLK	STL
2021-22	10	9	309	30.9	45	108	.417	12	38	.316	26	32	.813	22	47	69	6.9	16	0	34	16	3	10	128	12.8
TOTAL	10	9	309	30.9	45	108	.417	12	38	.316	26	32	.813	22	47	69	6.9	16	0	34	16	3	10	128	12.8



**2021-22 Stanford Men's Basketball
Team Game-by-Game
All games**

Opponent	Date	Score	W	Total		3-Pointers		Free throws		Rebounds										
				FG-FGA	PCT	3FG-3FGA	PCT	FT-FTA	PCT	OFF	DEF	TOT	AVG	PF	A	TO	BLK	STL	PTS	AVG
Tarleton St.	11/09/2021	62-50	W	20-47	.426	6-21	.286	16-22	.727	11	25	36	36.0	11	12	14	1	3	62	62.0
at Santa Clara	11/12/2021	72-88	L	28-71	.394	7-25	.280	9-10	.900	17	21	38	37.0	18	13	15	3	7	72	67.0
San Jose St.	11/15/2021	76-62	W	30-61	.492	4-14	.286	12-25	.480	17	25	42	38.7	20	15	9	2	6	76	70.0
Valparaiso	11/17/2021	74-60	W	25-54	.463	11-23	.478	13-18	.722	5	27	32	37.0	14	18	14	4	10	74	71.0
at Baylor	11/20/2021	48-86	L	18-45	.400	4-13	.308	8-16	.500	11	21	32	36.0	18	10	22	3	5	48	66.4
N.C. A&T	11/23/2021	79-65	W	28-64	.438	8-25	.320	15-25	.600	18	33	51	38.5	14	19	16	4	5	79	68.5
at Colorado	11/28/2021	76-80	L	26-52	.500	10-24	.417	14-15	.933	7	25	32	37.6	24	16	15	0	2	76	69.6
Oregon	12/12/2021	72-69	W	25-57	.439	8-24	.333	14-20	.700	14	22	36	37.4	20	13	17	3	8	72	69.9
Dartmouth	12/16/2021	89-78	Wot	35-68	.515	6-17	.353	13-25	.520	15	30	45	38.2	16	14	10	2	6	89	72.0
vs Texas	12/19/2021	53-60	L	20-48	.417	4-16	.250	9-13	.692	10	23	33	37.7	18	13	22	3	7	53	70.1
Total		701		255-567	.450	68-202	.337	123-189	.651	125	252	377	37.7	173	143	154	25	59	701	70.1
Opponents		698		255-562	.454	81-234	.346	107-159	.673	75	213	288	28.8	178	116	122	30	84	698	69.8

Stanford Averages

Games Played	Points/game	FG Pct	3FG Pct	FT Pct	Rebounds/game	Assists/game	Turnovers/game	Assist/Turnover ratio	Steals/game	Blocks/game
10	70.1	45.0	33.7	65.1	37.7	14.3	15.4	0.9	5.9	2.5



**2021-22 Stanford Men's Basketball
Opponents Game-by-Game
All games**

Opponent	Date	Score		Total		3-Pointers		Free throws		Rebounds										
				FG-FGA	PCT	3FG-3FGA	PCT	FT-FTA	PCT	OFF	DEF	TOT	AVG	PF	A	TO	BLK	STL	PTS	AVG
Tarleton St.	11/09/2021	62-50	W	21-52	.404	7-25	.280	1-3	.333	7	18	25	25.0	20	8	14	1	6	50	50.0
at Santa Clara	11/12/2021	72-88	L	34-57	.596	12-25	.480	8-15	.533	5	26	31	28.0	12	27	12	5	6	88	69.0
San Jose St.	11/15/2021	76-62	W	21-46	.457	6-20	.300	14-25	.560	6	21	27	27.7	23	5	14	4	5	62	66.7
Valparaiso	11/17/2021	74-60	W	21-51	.412	8-27	.296	10-12	.833	2	23	25	27.0	16	6	19	3	9	60	65.0
at Baylor	11/20/2021	48-86	L	33-60	.550	10-26	.385	10-17	.588	10	21	31	27.8	16	20	9	3	16	86	69.2
N.C. A&T	11/23/2021	79-65	W	23-68	.338	10-34	.294	9-12	.750	10	21	31	28.3	21	10	11	2	12	65	68.5
at Colorado	11/28/2021	76-80	L	27-55	.491	7-19	.368	19-26	.731	9	19	28	28.3	14	12	6	3	8	80	70.1
Oregon	12/12/2021	72-69	W	23-56	.411	7-20	.350	16-23	.696	13	17	30	28.5	18	7	12	3	8	69	70.0
Dartmouth	12/16/2021	89-78	Wot	28-61	.459	10-22	.455	12-14	.857	4	27	31	28.8	21	11	12	4	6	78	70.9
vs Texas	12/19/2021	53-60	L	24-56	.429	4-16	.250	8-12	.667	9	20	29	28.8	17	10	13	2	8	60	69.8
Total		698		255-562	.454	81-234	.346	107-159	.673	75	213	288	28.8	178	116	122	30	84	698	69.8
Stanford		701		255-567	.450	68-202	.337	123-189	.651	125	252	377	37.7	173	143	154	25	59	701	70.1

Opponents Averages

Games Played	Points/game	FG Pct	3FG Pct	FT Pct	Rebounds/game	Assists/game	Turnovers/game	Assist/Turnover ratio	Steals/game	Blocks/game
10	69.8	45.4	34.6	67.3	28.8	11.6	12.2	1.0	8.4	3.0



**2021-22 Stanford Men's Basketball
Combined Team Statistics
All games**

Game Records

Record	Overall	Home	Away	Neutral
ALL GAMES	6-4	6-0	0-3	0-1
CONFERENCE	1-1	1-0	0-1	0-0
NON-CONFERENCE	5-3	5-0	0-2	0-1

Score by Periods

Team	1st	2nd	OT	TOT
Stanford	316	370	15	701
Opponents	337	357	4	698

Team Box Score

No.	Player				Total		3-Point		F-Throw		Rebounds											
		GP-GS	MIN	AVG	FG-FGA	FG%	3FG-3FGA	3FG%	FT-FTA	FT%	OFF	DEF	TOT	AVG	PF	DQ	A	TO	BLK	STL	PTS	AVG
55	INGRAM, Harrison	10-9	309:26	30.9	45-108	.417	12-38	.316	26-32	.813	22	47	69	6.9	16	0	34	16	3	10	128	12.8
11	DELAIRE, Jaiden	10-6	239:16	23.9	43-85	.506	4-14	.286	32-52	.615	17	25	42	4.2	15	0	10	21	6	5	122	12.2
5	O'CONNELL, Michael	10-10	254:30	25.4	28-72	.389	6-24	.250	8-11	.727	3	18	21	2.1	19	0	35	24	0	12	70	7.0
14	JONES, Spencer	9-9	215:15	23.9	23-57	.404	7-32	.219	9-13	.692	11	26	37	4.1	23	0	13	8	4	10	62	6.9
23	ANGEL, Brandon	10-0	160:34	16.1	22-41	.537	7-19	.368	13-19	.684	8	14	22	2.2	17	0	5	9	1	2	64	6.4
42	RAYNAUD, Maxime	10-5	160:01	16.0	24-42	.571	4-8	.500	6-11	.545	14	33	47	4.7	12	1	8	16	4	4	58	5.8
20	TAITZ, Noah	9-0	123:06	13.7	17-39	.436	13-26	.500	3-4	.750	1	12	13	1.4	9	0	5	7	0	3	50	5.6
10	MURRELL, Max	10-3	100:32	10.1	13-38	.342	8-24	.333	5-6	.833	3	7	10	1.0	9	0	5	5	3	2	39	3.9
1	SILVA, Isa	10-0	147:27	14.7	14-35	.400	7-12	.583	3-7	.429	4	12	16	1.6	18	0	17	16	0	5	38	3.8
32	KISUNAS, Lukas	10-2	109:02	10.9	14-22	.636	0-0	.000	9-15	.600	11	20	31	3.1	18	0	3	10	2	1	37	3.7
22	KEEFE, James	8-3	114:35	14.3	11-17	.647	0-0	.000	7-17	.412	13	18	31	3.9	8	0	5	6	2	1	29	3.6
24	BESKIND, Sam	9-3	77:36	8.6	1-9	.111	0-3	.000	2-2	1.000	3	6	9	1.0	6	0	2	4	0	4	4	0.4
3	MOSS, Jarvis	2-0	05:05	2.5	0-2	.000	0-2	.000	0-0	.000	0	0	0	0.0	1	0	1	1	0	0	0	0.0
21	BEGOVICH, Daniel	2-0	03:30	1.8	0-0	.000	0-0	.000	0-0	.000	0	1	1	0.5	0	0	0	1	0	0	0	0.0
0	BEGOVICH, Neal	2-0	05:05	2.5	0-0	.000	0-0	.000	0-0	.000	0	0	0	0.0	2	0	0	0	0	0	0	0.0
Team											15	13	28					10				
Total		10	2025		255-567	.450	68-202	.337	123-189	.651	125	252	377	37.7	173	1	143	154	25	59	701	70.1
Opponents		10	2025		255-562	.454	81-234	.346	107-159	.673	75	213	288	28.8	178	2	116	122	30	84	698	69.8

Team Statistics

	STAN	OPP
Scoring	701	698
Points per game	70.1	69.8
Scoring margin	+0.3	-
Field goals-att	255-567	255-562
Field goal pct	.450	.454
3 point fg-att	68-202	81-234
3-point FG pct	.337	.346
3-pt FG made per game	6.8	8.1
Free throws-att	123-189	107-159
Free throw pct	.651	.673
F-Throws made per game	12.3	10.7
Rebounds	377	288
Rebounds per game	37.7	28.8
Rebounding margin	+8.9	-
Assists	143	116
Assists per game	14.3	11.6
Turnovers	154	122
Turnovers per game	15.4	12.2
Turnover margin	-3.2	-
Assist/turnover ratio	0.9	1.0
Steals	59	84
Steals per game	5.9	8.4
Blocks	25	30
Blocks per game	2.5	3.0
Winning streak	0	-
Home win streak	6	-
Attendance	17206	15450
Home games-Avg/Game	6-2868	3-5150
Neutral site-Avg/Game	-	1-0

Team Results

Date	Opponent		Score	Att.
11/09/2021	Tarleton St.	W	62-50	3080
11/12/2021	at Santa Clara	L	72-88	2181
11/15/2021	San Jose St.	W	76-62	2492
11/17/2021	Valparaiso	W	74-60	2722
11/20/2021	at Baylor	L	48-86	7048
11/23/2021	N.C. A&T	W	79-65	2379
11/28/2021	at Colorado	L	76-80	6221
12/12/2021	Oregon	W	72-69	4181
12/16/2021	Dartmouth	Wot	89-78	2352
12/19/2021	vs Texas	L	53-60	0



**2021-22 Stanford Men's Basketball
Combined Team Statistics
In Conference games**

Game Records

Record	Overall	Home	Away	Neutral
ALL GAMES	1-1	1-0	0-1	0-0
CONFERENCE	1-1	1-0	0-1	0-0
NON-CONFERENCE	0-0	0-0	0-0	0-0

Score by Periods

Team	1st	2nd	OT	TOT
Stanford	69	79	0	148
Opponents	67	82	0	149

Team Box Score

No.	Player	Total			3-Point		F-Throw		Rebounds				PF DQ A TO BLK STL PTS AVG									
		GP-GS	MIN	AVG	FG-FGA	FG%	3FG-3FGA	3FG%	FT-FTA	FT%	OFF	DEF	TOT	AVG	PF	DQ	A	TO	BLK	STL	PTS	AVG
11	DELAIRE, Jaiden	2-2	48:55	24.5	11-18	.611	1-3	.333	3-4	.750	2	5	7	3.5	5	0	1	5	2	1	26	13.0
55	INGRAM, Harrison	2-2	65:59	33.0	8-24	.333	5-14	.357	3-4	.750	3	7	10	5.0	4	0	10	5	0	1	24	12.0
5	O'CONNELL, Michael	2-2	55:39	27.8	9-16	.563	1-5	.200	4-4	1.000	0	3	3	1.5	6	0	8	6	0	1	23	11.5
14	JONES, Spencer	2-2	48:36	24.3	6-10	.600	3-7	.429	4-4	1.000	2	3	5	2.5	6	0	2	1	0	2	19	9.5
23	ANGEL, Brandon	2-0	36:48	18.4	3-9	.333	1-6	.167	6-6	1.000	2	2	4	2.0	3	0	1	4	0	2	13	6.5
32	KISUNAS, Lukas	2-0	22:01	11.0	5-5	1.000	0-0	.000	1-1	1.000	4	6	10	5.0	2	0	1	2	0	0	11	5.5
20	TAITZ, Noah	2-0	24:19	12.2	3-7	.429	3-5	.600	1-2	.500	0	0	0	0.0	4	0	1	0	0	0	10	5.0
1	SILVA, Isa	2-0	18:41	9.3	3-8	.375	2-2	1.000	0-0	.000	1	2	3	1.5	3	0	1	2	0	1	8	4.0
42	RAYNAUD, Maxime	2-1	19:42	9.9	2-4	.500	1-1	1.000	1-1	1.000	1	5	6	3.0	5	0	0	0	0	0	6	3.0
22	KEEFE, James	2-1	34:47	17.4	0-1	.000	0-0	.000	5-9	.556	3	6	9	4.5	2	0	0	2	1	1	5	2.5
10	MURRELL, Max	2-0	20:25	10.2	1-7	.143	1-5	.200	0-0	.000	0	3	3	1.5	3	0	3	0	0	1	3	1.5
24	BESKIND, Sam	1-0	04:08	4.1	0-0	.000	0-0	.000	0-0	.000	0	1	1	1.0	1	0	1	1	0	0	0	0.0
Team											3	4	7					4				
Total		2	400		51-109	.468	18-48	.375	28-35	.800	21	47	68	34.0	44	0	29	32	3	10	148	74.0
Opponents		2	400		50-111	.450	14-39	.359	35-49	.714	22	36	58	29.0	32	0	19	18	6	16	149	74.5

Team Statistics

	STAN	OPP
Scoring	148	149
Points per game	74.0	74.5
Scoring margin	-0.5	-
Field goals-att	51-109	50-111
Field goal pct	.468	.450
3 point fg-att	18-48	14-39
3-point FG pct	.375	.359
3-pt FG made per game	9.0	7.0
Free throws-att	28-35	35-49
Free throw pct	.800	.714
F-Throws made per game	14.0	17.5
Rebounds	68	58
Rebounds per game	34.0	29.0
Rebounding margin	+5.0	-
Assists	29	19
Assists per game	14.5	9.5
Turnovers	32	18
Turnovers per game	16.0	9.0
Turnover margin	-7.0	-
Assist/turnover ratio	0.9	1.1
Steals	10	16
Steals per game	5.0	8.0
Blocks	3	6
Blocks per game	1.5	3.0
Winning streak	1	-
Home win streak	1	-
Attendance	4181	6221
Home games-Avg/Game	1-4181	1-6221
Neutral site-Avg/Game	-	0-0

Team Results

Date	Opponent		Score	Att.
11/28/2021	at Colorado	L	76-80	6221
12/12/2021	Oregon	W	72-69	4181



0 Neal Begovich

F • 6-9 • 230 • R-So.
San Francisco, Calif.
St. Ignatius College Prep




1 Isa Silva

G • 6-4 • 190 • Fr.
Sacramento, Calif.
Jesuit



3 Jarvis Moss

G • 6-4 • 190 • Fr.
Concord, N.C.
Cannon School



5 Michael O'Connell

G • 6-2 • 190 • So.
Mineola, N.Y.
Blair Academy (N.J.)



10 Max Murrell

F • 6-9 • 225 • So.
Omaha, Neb.
Millard North




11 Jaiden Delaire

F • 6-9 • 215 • Sr.
North Granby, Conn.
Granby Memorial




12 Keenan Fitzmorris

C • 7-0 • 235 • R-Jr.
Overland Park, Kan.
New Hampton School (N.H.)



14 Spencer Jones

F • 6-7 • 225 • Jr.
Roeland Park, Kan.
Bishop Miege



20 Noah Taitz

G • 6-3 • 185 • So.
Las Vegas, Nev.
Bishop Gorman



21 Daniel Begovich

G • 6-5 • 215 • 5th
San Francisco, Calif.
St. Ignatius College Prep




22 James Keefe

F • 6-9 • 235 • Jr.
Los Angeles, Calif.
Loyola



23 Brandon Angel

F • 6-8 • 230 • So.
San Diego, Calif.
Torrey Pines




24 Sam Beskind

G • 6-4 • 190 • R-Jr.
Tucson, Ariz.
Catalina Foothills



32 Lukas Kisunas

F • 6-10 • 265 • Sr.
Vilnius, Lithuania
Brewster Academy (N.H.)



42 Maxime Raynaud

F • 7-1 • 240 • Fr.
Paris, France
Lycee Henri IV



55 Harrison Ingram

F • 6-7 • 230 • Fr.
Dallas, Texas
St. Mark's



Jerod Haase

Anne and Tony
Joseph Director of
Men's Basketball



Adam Cohen

Oscar da Silva
Associate Head Men's
Basketball Coach



Jesse Pruitt

James C. Gaither
Assistant Men's
Basketball Coach



Rob Ehsan

Assistant Coach



David Berkun

Assistant Athletics
Director, Men's
Basketball



Camryn Crocker

Director of Player
Development



Michael Chatman

Sports Performance
Coach



Jack Frost

Assistant to the Head
Coach



Dominic Vincentini

Associate Athletic
Trainer