



STANFORD MEN'S BASKETBALL



@STANFORDMBB #GOSTANFORD

CONTACT: Zach Reynolds | 541.419.0615 | zreynold@stanford.edu

2021-22 SCHEDULE AND RESULTS

NOVEMBER

9 (Tue)	Tarleton State	W, 62-50	P12NET
12 (Fri)	at Santa Clara	L, 72-88	CBSSN
15 (Mon)	San Jose State	W, 76-62	P12NET
17 (Wed)	Valparaiso	W, 74-60	P12NET
20 (Sat)	at #9/8 Baylor	L, 48-86	ESPN+
23 (Tue)	North Carolina A&T	W, 79-65	P12NET
28 (Sun)	at Colorado *	L, 76-80	P12NET

DECEMBER

12 (Sun)	Oregon *	W, 72-69	P12NET
16 (Thu)	Dartmouth	W, 89-78 (ot)	P12NET
19 (Sun)	vs. #17/17 Texas (1)	L, 53-60	ABC
22 (Wed)	vs. Wyoming (2)	W, 66-63	ESPNU
23 (Thu)	vs. Liberty (2)	W, 79-76	ESPN2
25 (Sat)	vs. Vanderbilt (2)	Canceled	ESPN2

JANUARY

11 (Tue)	#5/7 USC **	W, 75-69	ESPN2
13 (Thu)	at Washington State **	W, 62-57	ESPNU
15 (Sat)	at Washington *	L, 64-67	P12NET
20 (Thu)	#3/3 Arizona *	L, 57-85	ESPNU
22 (Sat)	Arizona State *	W, 79-76	FS1
27 (Thu)	at #15/15 USC *	W, 64-61	FS1
29 (Sat)	at #7/8 UCLA *	6:30 p.m.	P12NET

FEBRUARY

1 (Tue)	California **	7 p.m.	P12NET
3 (Thu)	Washington State *	6 p.m.	P12NET
6 (Sun)	Washington *	1 p.m.	ESPNU
8 (Tue)	UCLA **	8 p.m.	ESPN2
10 (Thu)	at Oregon *	6 p.m.	ESPN2
12 (Sat)	at Oregon State *	7:30 p.m.	P12NET
17 (Thu)	Utah *	8 p.m.	ESPNU
19 (Sat)	Colorado *	7 p.m.	ESPN2/U
26 (Sat)	at California *	5:30 p.m.	P12NET

MARCH

3 (Thu)	at Arizona *	6 p.m.	ESPN2/U
5 (Sat)	at Arizona State *	12 p.m.	P12NET

* Pac-12 game

Bold indicates home game

- (1) Pac-12 Coast-to-Coast Challenge, Las Vegas, Nev.
- (2) Diamond Head Classic, Honolulu, Hawaii

*Moved from original date: California (Jan. 2), UCLA (Jan. 6), USC (Jan. 8), Washington State (Jan. 12)

All times listed PT



STANFORD
12-6, 5-3 Pac-12



#7/8 UCLA
15-2, 7-1 Pac-12

GAME INFORMATION

Date.....	Jan. 29, 2022
Tip-Off Time.....	6:30 p.m.
Venue.....	Pauley Pavilion
TV.....	Pac-12 Network
Talent.....	Ted Robinson, Don MacLean
Stanford Radio.....	Cardinal Sports Network
Talent.....	Scott Reiss, John Platz
All-Time Series.....	Stanford trails, 97-147
Last Meeting.....	W, 73-72 (ot) (Jan. 23, 2021)
Streak.....	W2

SETTING THE SCENE

After sweeping the regular season series with USC on Thursday, Stanford finishes its Los Angeles swing on Saturday, Jan. 29 against No. 7/8 UCLA. The 6:30 p.m. bout will air on Pac-12 Network.

THE OPENING TIP

- Stanford is 12-6 (5-3 Pac-12) overall, with conference wins over Oregon, USC (twice), Washington State & Arizona State. Harrison Ingram leads the team with 11.6 points and 6.9 rebounds per game, while Jaiden Delaire is close behind at 11.2 points per night. Michael O'Connell paces the squad with 3.9 assists per night.
- The Cardinal earned its fourth quadrant one win on Jan. 27 vs. USC, and is one of 14 teams nationally to meet that threshold. Stanford is the only Pac-12 team with four wins in the top tier.
- Stanford is 8-1 at home this season, with five of the wins coming in double-digit fashion. The Cardinal remained unbeaten in November home games since 2018 (12-0), and got off to a 7-0 start at home for the second time in three seasons. The Cardinal is 3-1 in home Pac-12 games after beating Oregon Dec. 12 with a buzzer beater from Jaiden Delaire, upsetting No. 5 USC Jan. 11 and outlasting Arizona State Jan. 22.
- The Cardinal has outrebounded its opponent in 16 of 18 games this season, posting a plus-7.9 margin on the glass, which is 16th-best nationally. Stanford ranks in the top-25 nationally in offensive rebound (22nd, 35.3%) and defensive rebound percentage (15th, 77.4%) per KenPom.
- Stanford swept the regular season series with USC for the first time since 2014-15 (in seasons with a home and home), and can sweep the Los Angeles road trip for the first time since 2004-05.

BRUIN BATTLE

Stanford has won the last two meetings with UCLA, with Saturday's matchup also an opportunity to face a fourth top-10 opponent this season. Two years ago, the Cardinal posted a 15-point win in Pauley while last year Oscar da Silva '21 scored at the buzzer in Santa Cruz to propel Stanford to a win in overtime. Stanford has won the last three regular season meetings. Spencer Jones averages 13.5 points per game in his career against UCLA, while Jaiden Delaire had 19 in last year's contest in Santa Cruz.

POSSIBLE STARTERS

No.	Player	Pos.	Ht.	Wt.	Yr.	PPG	RPG	APG
5	Michael O'Connell	G	6-2	190	So.	7.1	2.5	3.9
11	Jaiden Delaire	F	6-9	215	Sr.	11.2	4.4	0.9
14	Spencer Jones	F	6-7	225	Jr.	10.0	4.3	1.3
22	James Keefe	F	6-9	235	Jr.	4.3	3.8	0.6
55	Harrison Ingram	F	6-7	230	Fr.	11.6	6.9	2.9

OFF THE BENCH

0	Neal Begovich	F	6-9	230	R-So.	0.7	0.0	0.0
1	Isa Silva	G	6-4	190	Fr.	3.8	1.4	1.5
3	Jarvis Moss	G	6-4	190	Fr.	0.0	0.0	0.3
10	Max Murrell	F	6-9	225	So.	2.9	1.1	0.4
12	Keenan Fitzmorris	C	7-0	235	R-Jr.	-	-	-
20	Noah Taitz	G	6-3	185	So.	4.5	1.6	0.7
21	Daniel Begovich	G	6-5	215	5th	0.0	0.3	0.0
23	Brandon Angel	F	6-8	230	So.	8.5	2.7	0.6
24	Sam Beskind	G	6-4	190	R-Jr.	0.4	0.8	0.2
32	Lukas Kisunas	F	6-10	265	Sr.	2.8	3.1	0.3
42	Maxime Raynaud	F	7-1	240	Fr.	4.9	4.1	0.8

*Starters based on previous game

**ANNE AND TONY JOSEPH
DIRECTOR OF MEN'S BASKETBALL
JEROD HAASE**



In his first five seasons as Stanford's Anne and Tony Joseph Director of Men's Basketball, Jerod Haase has instilled an invested, tough and selfless attitude into the program.

Since arriving on The Farm, the Cardinal has won 92 games, recorded its best conference finish and most league wins in a decade and earned a postseason berth for the first time since 2015. The 2020 team was set to be postseason bound before the cancellation of the postseason.

The 2020-21 campaign was turned upside down by the COVID-19 global outbreak and subsequent restrictions in Santa Clara County, and Stanford showed its resilience and tenacity with a 14-13 overall record and 10 Pac-12 wins. The season included three wins over eventual Sweet 16 teams, two over Elite Eight programs, and a sweep of Arizona for the first time since 2008. Oscar da Silva established himself as one of the top forwards in the country - He was named the Pac-12 Scholar Athlete of the Year and an Academic All-American.

The Cardinal signed its third top-20 recruiting class in four seasons, led by five-star forward Harrison Ingram. Ingram gives the program a McDonald's All-American for the second-straight year, the first time in Stanford history the feat has been accomplished.

Stanford finished 20-12 overall in 2019-20, and remained solidly in contention for an NCAA Tournament berth throughout a season shortened by the COVID-19 global pandemic. Boasting the nation's No. 16-ranked scoring defense (KenPom No. 7), the Cardinal also shot its highest field goal percentage (.469) since 2003-04. The 20 wins marked Stanford's first such season since the 2014-15 campaign.

Haase and his staff capped the season with a top-10 national recruiting class for 2020 - it's second top-10 class since Haase joined the Cardinal - including top-five signee Ziaire Williams and four players rated at least four stars by one outlet.

Fueled by back-to-back top-25 recruiting classes, Haase's 2018-19 squad featured freshmen and sophomores accounting for 80 percent of the scoring and rebounding. With one of the youngest rosters in the nation, Stanford won 15 games facing one of the toughest road schedules in Division I. In 2017-18, Haase guided Stanford to a third-place finish in the Pac-12 with 11 conference wins, the program's highest finish and most league victories in 10 seasons and earned a postseason berth with a second-round appearance in the NIT.

Haase was appointed Stanford's 18th head coach in school history on March 25, 2016. During Haase's first season in 2016-17, Stanford posted 14 wins against a challenging schedule and finished among the nation's top-10 percent in the classroom.

At UAB, Haase led the Blazers to a regular-season Conference USA championship in 2016 and the program's 15th all-time NCAA Tournament berth in 2015.

YEAR	SCHOOL	OVERALL	POSTSEASON
2012-13	UAB	16-17	-
2013-14	UAB	18-13	-
2014-15	UAB	20-16	NCAA Third Round
2015-16	UAB	26-7	NIT First Round
2016-17	Stanford	14-17	-
2017-18	Stanford	19-16	NIT Second Round
2018-19	Stanford	15-16	-
2019-20	Stanford	20-12	Postseason Canceled
2020-21	Stanford	14-13	-
2021-22	Stanford	12-6	-
OVR		174-133	3 appearances
at Stanford		94-80	1 appearance
at UAB		80-53	2 appearances

RANKINGS REPORT

Stanford has won six games against ranked opponents since the calendar turned to 2020, with victories coming over Oregon, Colorado, Alabama, UCLA and USC. The Cardinal is 2-3 against ranked teams this year, beating No. 5 and No. 15 USC but falling to then-No. 3 Arizona, No. 9 Baylor and No. 17 Texas. The Cardinal's first win over USC was its first over a top-five opponent since 2007 (UCLA), and the second was its first over a top-25 team on the road since 2014 (Texas). Stanford will play four ranked opponents in a calendar month for the first time since January 2017.

THE NET RESULT

Stanford enters the matchup ranked No. 86 in the NET rankings on Jan. 25, and has been ranked as high as No. 71 this season on Jan. 14. The win over USC on Jan. 27 gave Stanford its fourth quadrant one victory, which leads the Pac-12. The Cardinal is one of 14 teams in the country with four quadrant one wins, each of the other 13 are ranked in the NET top-35. Stanford's NET strength of schedule is the 15th-toughest in the country, with 11 of Stanford's 18 games coming in quadrant one or two. UCLA enters the Saturday night matchup at No. 11, making this another quadrant one opportunity.

- vs. Quad 1:** 4-3 (wins over Wyoming, USC (twice), Washington State)
- vs. Quad 2:** 2-2 (wins over Oregon, Liberty)
- vs. Quad 3:** 1-1 (win over Arizona State)
- vs. Quad 4:** 5-0 (wins over Tarleton, San Jose State, Valpo, NC A&T and Dartmouth)

CLIMBING THE LADDER

Spencer Jones has established himself as one of the best 3-point shooters in program history, and the sniper moved into the top-15 in program history in made threes against Arizona. Jones enters the bout with the Bruins with 153 triples, tied with Julius Barnes '03 for 14th on the Stanford list. He now sits four treys away from passing Terry Taylor '89 for 13th on the Stanford list, and 25 away from moving into the top-10.

HOME OF CHAMPIONS

19 schools have victories over AP top-five opponents in football, men's basketball and women's basketball in the same year since 1999-00, with Stanford joining the group on Jan. 11. The Cardinal is one of two Pac-12 programs on the list, joining Oregon in 2019-20, and the only Pac-12 program to post top-five wins in each of the three sports, plus women's volleyball.

BENCH & BALANCE

Showcasing the program's depth and balance, 11 Cardinal players have reached double figures in a game this season. The Cardinal is one of two Pac-12 programs to meet that standard, joining Washington State, while no school has more than 13 in this category (Bowling Green, Texas A&M-CC).

CARDIAC CARDINAL

Jaiden Delaire drained a 3-pointer at the buzzer on Dec. 12 to lead Stanford past Oregon, 72-69. Delaire gave Stanford its first win at the buzzer since Oscar da Silva scored at the horn against UCLA on Jan. 23, 2021, stepping into a deep 3-pointer on the left wing, scoring over Oregon's Eric Williams Jr. The 20 points for Delaire came in a season-best output, as he also pitched in six rebounds and two blocks. Four days later, Harrison Ingram scored inside with 0.7 seconds left on the clock against Dartmouth to send the game to overtime. Three Stanford players tied or set new career-highs in the 89-78 win, as the Cardinal blitzed the Big Green in the extra period, 15-4, to claim an 11-point victory.

2021-22 ROSTER

No.	Player	Pos.	Ht.	Wt.	Yr.	Major	Hometown (High School)
0	Neal Begovich	F	6-9	230	R-So.	Economics	San Francisco, Calif. (St. Ignatius College Prep)
1	Isa Silva	G	6-4	190	Fr.	Undeclared	Sacramento, Calif. (Jesuit)
3	Jarvis Moss	G	6-4	190	Fr.	Undeclared	Concord, N.C. (Cannon School)
5	Michael O'Connell	G	6-2	190	So.	Undeclared	Mineola, N.Y. (Blair Academy (N.J.))
10	Max Murrell	F	6-9	225	So.	Undeclared	Omaha, Neb. (Millard North)
11	Jaiden Delaire	F	6-9	215	Sr.	Communication	North Granby, Conn. (Granby Memorial)
12	Keenan Fitzmorris	F	7-0	235	R-Jr.	Psychology	Overland Park, Kan. (New Hampton School (N.H.))
14	Spencer Jones	F	6-7	225	Jr.	Management Sci. and Engineering	Roeland Park, Kan. (Bishop Miege)
20	Noah Taitz	G	6-3	185	So.	Undeclared	Las Vegas, Nev. (Bishop Gorman)
21	Daniel Begovich	G	6-5	215	5th	Economics	San Francisco, Calif. (St. Ignatius College Prep)
22	James Keefe	F	6-9	235	Jr.	Economics	Los Angeles, Calif. (Loyola)
23	Brandon Angel	F	6-8	230	So.	Undeclared	San Diego, Calif. (Torrey Pines)
24	Sam Beskind	G	6-4	190	R-Jr.	MS Management Sci. and Engineering	Tucson, Ariz. (Catalina Foothills)
32	Lukas Kisunas	F	6-10	265	Sr.	Psychology	Vilnius, Lithuania (Brewster Academy (N.H.))
42	Maxime Raynaud	F	7-1	240	Fr.	Undeclared	Paris, France (Lycee Henri IV)
55	Harrison Ingram	F	6-7	230	Fr.	Undeclared	Dallas, Texas (St. Mark's)

PRONUNCIATION GUIDE

JEROD HAASE	Jared rhymes with pass	Rob EHSAN	EE-sahn
ISA SILVA	EE-suh	Max MURRELL	Mearl (rhymes with pearl)
Noah TAITZ	Tates	Lukas KISUNAS	kah-SOON-us
Daniel & Neal BEGOVICH	BEG-oh-vitch	MAXIME RAYNAUD	Max-eem Ray-no

CATCH AND SHOOT

Stanford has the league's leading 3-point percentage in the Pac-12 during conference games, hitting 37.4 percent from beyond the arc while allowing opponents to hit at just a 32.6 percent clip. Seven players have at least five triples, while four of those players are shooting north of 40 percent from deep in conference play, led by Harrison Ingram (15-for-37, 40.5%), while Spencer Jones has a team-leading 16 hits from 3-point range while shooting 39 percent.

ANGEL OF ATTACK

Brandon Angel is quietly emerging as one of the most efficient forwards in the Pac-12. Over the last 10 games, Angel ranks second on the team with 11.4 points per game and improved marks from the field of 50.6 percent from the floor, 41.2 percent from three and a team-leading 80 percent mark from the three throw line. Angel has knocked down clutch free throws in consecutive games, making three shots against Arizona State after getting fouled with one second left, and two against USC in the final 15 seconds.

THAT'S HI PRAISE

Harrison Ingram continued his candidacy for the Pac-12's top rookie, winning the Freshman of the Week honor for the third consecutive week on Dec. 27. He is only the second to accomplish the feat since award's debut in 2019-20 joining Washington's Isaiah Stewart (2019-20), while his four total honors are already tied for second-most in league history, tied with Stewart and Arizona's Zeke Nnaji (2019-20). Ingram is chasing USC's Evan Mobley (2020-21), who won the honor seven times last season.

He is the only true freshman in the Pac-12 averaging double-figure points (11.6) per game, 3.8 more than second-place Lazar Stefanovic (Utah, 7.8). Ingram leads all Pac-12 freshmen in rebounds and assists as well, ranking ninth in the conference in rebounds per game among all players, as well as 14th in assists.

HAWAII 2-0

Stanford advanced past Wyoming with a 66-63 victory in the opener at the Diamond Head Classic. Jaiden Delaire led the Cardinal in scoring for the third time in the last four games, scoring 17 points with seven rebounds, while Spencer Jones matched his then-season-high with 15 points and six rebounds. In the semifinal, Spencer Jones led the way with a career-high 25 points, going 8-for-11 from the field with five 3-pointers, to lead the Cardinal past Liberty, 79-76. Brandon Angel was one point shy of his career best with 17. Harrison Ingram was also in double figures with 13 points, along with seven rebounds, while Michael O'Connell matched his career best with eight assists.

The Cardinal was slated to face Vanderbilt in the championship game, but health and safety protocols began a stretch of four straight postponed or canceled games for the program. Jones was named to the All-Tournament Team.

PLAYER DEVELOPMENT

Stanford is one of five power conference programs not to take a transfer this year (Stanford, Colorado, UConn, Villanova, Purdue). Only Stanford, Colorado and Purdue don't have a transfer on their entire roster, while Stanford hasn't taken a transfer since Andrew Zimmerman in 2009-10, the longest gap nationally without taking a transfer among power conference teams by 10 years. More than 300 Division I programs took a transfer for the 2021-22 campaign.

WELCOME TO THE FARM

Stanford signed a pair of four-star forwards when the early signing period opened in the class of 2022. Jaylen Thompson, from Oakland and rated as high as No. 62 nationally by 247 Sports, and Ryan Agarwal, a four star Rivals shooting guard from Coppell, Texas, join a program that has signed top-20 classes nationally in three of the past four seasons, while this year's class begins with Stanford signing two four-star players for the third consecutive year.

SUSTAINED SUCCESS

Stanford has had a first team All-Pac-12 player in each of the last nine years, while no other program has an active streak of more than four years (Arizona State, Oregon State, USC).

FLOOR BURNS

During his playing career at Kansas, Jerod Haase was known for his energy and passion on the court. Whether it be diving for loose balls or taking charges, Haase's trademark hustle was always on display. During his time with the Jayhawks, the "floor burns" statistic was created in his honor and is still tracked by the program. Haase totaled 167 floor burns during the 1996-97 season. Stanford's individual 2021-22 totals (187 combined, 10.4 per game) are as follows:

Harrison Ingram	35	Isa Silva	10
James Keefe	32	Brandon Angel	10
Michael O'Connell	29	Noah Taitz	7
Spencer Jones	19	Maxime Raynaud	3
Jaiden Delaire	17	Max Murrell	2
Lukas Kisunas	12		
Sam Beskind	12		

2021-22 PAC-12 STANDINGS

TEAM	CONFERENCE			OVERALL		
	W	L	PCT.	W	L	PCT.
1...UCLA	7	1	.875	15	2	.882
.....Arizona	6	1	.857	16	2	.889
3...USC	7	3	.700	17	3	.850
4... Stanford	5	3	.625	12	6	.667
.....Oregon	5	3	.625	12	7	.632
.....Washington	5	3	.625	10	8	.556
7...Washington St. .	4	3	.571	11	7	.611
8...Colorado	5	5	.500	13	7	.650
9...Arizona St.	2	5	.286	6	11	.353
10...California	2	7	.222	9	11	.450
11...Oregon St.	1	6	.143	3	14	.176
12...Utah	1	10	.091	8	13	.381

*Through Jan. 27

INSIDE THE SERIES - UCLA

Series History	Stanford trails, 97-147
Streak	W2
Last 5 Meetings	3-2
Last 10 Meetings	5-5
Under Jerod Haase	4-5
Biggest Win	48 (109-61), 1996-97
Biggest Loss	46 (74-120), 1975-76
Most Points Scored	116, 1987-88
Most Points Allowed	120, twice

STANFORD QUICK FACTS

Home Arena	Maples Pavilion
Opened	1968
Capacity	7,233
Record at Maples	563-227 (.712)
Conference Record at Maples	284-175 (.618)
Anne and Tony Joseph Director of Men's Basketball	Jerod Haase
Alma Mater	Kansas '97
Record at Stanford	94-80 (6th year)
Overall	174-133 (10th year)
Oscar da Silva Associate Head Men's Basketball Coach	Adam Cohen (6th year)
James C. Gaither Assistant Men's Basketball Coach	Jesse Pruitt (6th year)
Assistant Coach	Rob Ehsan (1st year)
Assistant Athletics Director, Men's Basketball	David Berkun (6th year)
Player Development	Camryn Crocker (3rd year)
Athletic Trainer	Dominic Vincentini (6th year)
Sports Performance	Mike Chatman (3rd year)
Assistant to the Head Coach	Jack Frost (3rd year)
Assistant Ops Director	Michael Reutt (1st year)
First Season	1913-14 (105th season)
All-Time Record	1,578-1,192 (.569)
NCAA Championships	1 (1942)
NCAA Final Four	2 (1942, 1998)
NCAA Appearances	17 (1942, '89, '92, '95, '96, '97, '98, '99, '00, '01, '02, '03, '04, '05, '07, '08, '14)
NIT Championships	3 (1991, 12, '15)
NIT Appearances9 (1988, '90, '91, '94, '06, '12, '13, '15, '18)
Conference Championships	7 (1920 (PCC), '21(PCC), '63 (co-AAWU), 1999, '00, '01, '04)
Pac-12 Championships	4 (1999, '00, '01, '04)

STANFORD IN 2021-22 WHEN...

Overall.....	12-6
Pac-12	5-3
Non-Conference	7-3
Home Games	8-1
On The Road	2-4
On Neutral Courts.....	2-1
vs. AP Ranked Opponents.....	2-3
vs. Coaches Ranked Opponents	2-3
When Leading At Halftime	5-0
When Trailing At Halftime	6-6
When Tied At Halftime	1-0
In Overtime.....	1-0
When Scoring Less Than 60 Points	0-3
When Scoring 60-69 Points	4-1
When Scoring 70-79 Points	7-2
When Scoring 80+ Points	1-0
When Opponent Scores Less Than 40 Points.....	0-0
When Opponent Scores 40-49 Points	0-0
When Opponent Scores 50-59 Points	2-0
When Opponent Scores 60-69 Points.....	7-2
When Opponent Scores 70+ Points	3-4
When Shooting 50% or Better	2-1
When Shooting Under 50%.....	10-5
When Shooting 35% or Better From 3	6-1
When Shooting Under 35% From 3	6-5
When Shooting 75% or Better From FT Line.....	2-2
When Shooting Under 75% From FT Line	10-4
When Outrebounding Opponent.....	10-6
When Being Outrebounded	1-0
When Rebounds are Even	1-0
When Committing Less Than 15 Turnovers	7-0
When Committing 15 or More Turnovers	5-6
In Games Decided By 1-3 Points	5-1
In Games Decided By 4-9 Points	2-2
In Games Decided By 10-19 Points	5-1
In Games Decided By 20 Or More Points	0-2
In Morning Games	1-0
In Afternoon Games.....	4-4
In Night Games	7-2
On Monday	1-0
On Tuesday.....	3-0
On Wednesday.....	2-0
On Thursday	4-1
On Friday	0-1
On Saturday.....	1-2
On Sunday	1-2
November	4-3
December	4-1
January.....	4-2
February	0-0
March	0-0
When Wearing White	7-2
When Wearing Cardinal.....	1-1
When Wearing Black	1-2
When Wearing Gray.....	3-1

BY THE NUMBERS

DOUBLE-DOUBLES	2021-22	CAREER
Harrison Ingram	4	4
Maxime Raynaud	1	1
Lukas Kisunas	1	1
20+ POINT GAMES	2021-22	CAREER
Jaiden Delaire	2	7
Spencer Jones	2	2
Harrison Ingram	1	1
Michael O'Connell	-	1
DOUBLE-DIGIT POINTS	2021-22	CAREER
Harrison Ingram	11	11
Jaiden Delaire	8	29
Spencer Jones	7	28
Brandon Angel	7	7
Lukas Kisunas	3	5
Michel O'Connell	3	12
James Keefe	2	2
Maxime Raynaud	2	2
Noah Taitz	1	4
Isa Silva	1	1
Max Murrell	1	1
DOUBLE-DIGIT REBOUNDS	2021-22	CAREER
Harrison Ingram	4	4
Lukas Kisunas	1	2
Maxime Raynaud	1	1
James Keefe	-	1
DOUBLE-DIGIT ASSISTS	2021-22	CAREER
N/A		
LED TEAM IN SCORING	2021-22	CAREER
(includes ties)		
Jaiden Delaire	6	15
Spencer Jones	6	10
Harrison Ingram	6	6
Brandon Angel	4	5
Michael O'Connell	1	2
Maxime Raynaud	1	1
LED TEAM IN REBOUNDING	2021-22	CAREER
(includes ties)		
Harrison Ingram	10	10
James Keefe	4	6
Lukas Kisunas	2	12
Jaiden Delaire	2	5
Maxime Raynaud	2	2
Spencer Jones	1	7
Michael O'Connell	-	3
LED IN ASSISTS	2020-21	CAREER
(includes ties)		
Michael O'Connell	11	23
Harrison Ingram	8	8
Isa Silva	3	3
Spencer Jones	2	7
Maxime Raynaud	2	2
Jaiden Delaire	1	3
James Keefe	1	1
Noah Taitz	-	2
Max Murrell	-	1

2021-22 STANFORD TEAM HIGHS

Points	89, vs. Dartmouth (12-16-21)
FG made	35, vs. Dartmouth (12-16-21)
FG att.	71, vs. Santa Clara (11-12-21)
FG%	56.8, vs. Liberty (12-23-21)
3-pt. FG made	12, vs. Liberty (12-23-21)
3-pt. FG att.	25, twice
FT made	32, vs. Arizona State (11-22-22)
FT att.	42, vs. Arizona State (11-22-22)
Rebounds	51, vs. North Carolina A&T (11-23-21)
Assists	19, vs. North Carolina A&T (11-23-21)
Steals	10, three times
Blocks	6, at Washington (11-15-22)
Fewest Turnovers	8, twice
Fewest Fouls	11, vs. Tarleton State (11-9-21)
First Half pts.	42, vs. Arizona State (11-22-22)
Second Half pts.	47, vs. San Jose State (11-15-21)

2021-22 STANFORD TEAM LOWS

Points	48, at Baylor (11-20-21)
FG made	18, at Baylor (11-20-21)
FG att.	45, at Baylor (11-20-21)
FG%	30.0, vs. Arizona (11-20-22)
3-pt. FG made	4, three times
3-pt. FG att.	13, at Baylor (11-20-21)
FT made	8, twice
FT att.	10, vs. Santa Clara (11-12-21)
Rebounds	29, at USC (11-27-22)
Assists	10, twice
Steals	2, at Colorado (11-28-21)
Blocks	0, at Colorado (11-28-21)
Most Turnovers	23, vs. Liberty (12-23-21)
Most Fouls	25, vs. Liberty (12-23-21)
First Half pts.	24, vs. Tarleton State (11-9-21)
Second Half pts.	20, at Baylor (11-20-21)

2021-22 OPPONENT TEAM HIGHS

Points	88, vs. Santa Clara (11-12-21)
FG made	34, vs. Santa Clara (11-12-21)
FG att.	68, vs. North Carolina A&T (11-23-21)
FG%	59.6, vs. Santa Clara (11-12-21)
3-pt. FG made	12, vs. Santa Clara (11-12-21)
3-pt. FG att.	34, vs. North Carolina A&T (11-23-21)
FT made	21, vs. USC (11-11-22)
FT att.	32, vs. USC (11-11-22)
Rebounds	39, vs. Arizona (11-20-22)
Assists	27, vs. Santa Clara (11-12-21)
Steals	16, at Baylor (11-20-21)
Blocks	8, twice
Fewest Turnovers	6, at Colorado (11-28-21)
Fewest Fouls	12, vs. Santa Clara (11-12-21)
First Half pts.	45, vs. Santa Clara (11-12-21)
Second Half pts.	52, at Baylor (11-20-21)

2021-22 OPPONENT TEAM LOWS

Points	50, vs. Tarleton State (11-9-21)
FG made	21, five times
FG att.	49, twice
FG%	33.8, vs. North Carolina A&T (11-23-21)
3-pt. FG made	4, twice
3-pt. FG att.	16, vs. Texas (12-19-21)
FT made	1, vs. Tarleton State (11-9-21)
FT att.	3, vs. Tarleton State (11-9-21)
Rebounds	22, vs. Liberty (12-23-21)
Assists	5, vs. San Jose State (11-15-21)
Steals	3, vs. Wyoming (12-22-21)
Blocks	1, vs. Tarleton State (11-9-21)
Most Turnovers	19, vs. Valparaiso (11-17-21)
Most Fouls	29, vs. Arizona State (11-22-22)
First Half pts.	23, vs. Valparaiso (11-17-21)
Second Half pts.	22, at Washington State (11-13-22)

THE LAST TIME - TEAM

Scored 100 points

Stanford	104, vs. UCLA (2-16-19)
Opponent	108, Florida (11-23-17)

Scored less than 50 points

Stanford	48, at Baylor (11-20-21)
Opponent	46, at North Carolina A&T (12-6-20)

Scored less than 40 points

Stanford	39, at Washington State (2-25-06)
Opponent	38, vs. Carroll College (12-27-15)

Overtime game

Stanford win	vs. Dartmouth (89-78 on 12-16-21)
Stanford loss	at Washington State (85-76 in 3OT on 2-20-21)

Double Overtime game

Stanford win	vs. UCLA (107-99 in 2OT on 1-4-18)
Stanford loss	at Washington State (85-76 in 3OT on 2-20-21)

Three or More Overtimes

Stanford win	at Oregon State (103-101 in 4OT on 1-7-12)
Stanford loss	at Washington State (85-76 in 3OT on 2-20-21)

40-point win

Stanford	Stanford 98, Washington State 50 (2-28-19)
Opponent	Oregon State 81, Stanford 38 (1-11-82)

50-point win

Stanford	Stanford 111, Harvard 56 (11-9-07)
Opponent	never

60 points in a half

Stanford	63 (1st half), vs. Harvard (11-9-07)
Opponent	60 (2nd half), at USC (1-26-02)

Between 16-20 points in a half

Stanford	20 (2nd half), at Baylor (11-20-21)
Opponent	18 (1st half), vs. Washington State (1-11-20)

15 points or less in a half

Stanford	13 (1st half), vs. Florida (11-22-18)
Opponent	15 (1st half), Washington State (2-28-19)

50 rebounds by a team

Stanford	51, vs. North Carolina A&T (11-23-21)
Opponent	51, Portland State (11-28-18)

12 or more three-pointers in a game

Stanford	12, at Colorado (2-8-20)
Opponent	12, at Santa Clara (11-12-21)

10 or more steals in a game

Stanford	10, vs. USC (1-11-22)
Opponent	11, at Washington State (2-20-21)

25 turnovers in a game

Stanford	28, vs. Portland State (11-26-17)
Opponent	25, vs. Arkansas-Pine Bluff (12-29-14)

Five players scoring in double digits

Stanford	5, at Washington State (2-20-21)
Opponent	5, vs. Arizona (1-20-22)

More than five players scoring in double digits

Stanford	6, vs. Green Bay (11-13-15)
Opponent	6, at Colorado (3-2-17)

THE LAST TIME - INDIVIDUAL

Player recorded a double-double

Stanford	Harrison Ingram (13 pts/10 reb), vs. Arizona State (1-22-22)
Opponent	Mouhamed Gueye (16 pts/11 reb), at Washington State (1-13-22)

Two players recorded a double-double

Stanford	Oscar da Silva (17 pts/10 reb)/Ziaire Williams (12 pts/12 reb/10 ast), vs. Washington (1-7-21)
Opponent	Branden Carlsen (14 pts/12 rebs), Riley Battin (11 pts/10 rebs), at Utah (2-6-20)

Player recorded a triple-double

Stanford	Ziaire Williams (12 pts/12 reb/10 ast), vs. Washington (1-7-21)
Opponent	Kyle Weaver (14 pts/13 reb/10 ast), vs. Washington State (1-13-07)

Game decided by buzzer-beater

Stanford win	Jaiden Delaire, vs. Oregon (12-12-21)
Stanford loss	Lamont Jones, vs. Arizona (2-27-10)

30 points

Stanford	Oscar da Silva (31), at Oregon State (1-4-21)
Opponent	Darius McGhee (41), vs. Liberty (12-23-21)

40 points

Stanford	Casey Jacobsen (41), vs. Oregon (2-7-02)
Opponent	Darius McGhee (41), vs. Liberty (12-23-21)

Two players with 20 or more points

Stanford	Harrison Ingram (21)/Spencer Jones (21), vs. USC (1-11-22)
Opponent	Taurus Samuels (22)/Brendan Barry (20), vs. Dartmouth (12-16-21)

Three players with 20 or more points

Stanford	Brown (21)/Randle (21)/Nastic (20), vs. Arizona State (1-24-15)
Opponent	Moore (25)/Brown (23)/Carmichael (21), vs. Illinois State (3-19-12)

No double digit scorer

Stanford	vs. Arizona (1-20-22)
Opponent	vs. Carroll College (12-27-15)

12 field goals

Stanford	Oscar da Silva (12), at North Carolina A&T (12-6-20)
Opponent	Darius McGhee (13), vs. Liberty (12-23-21)

7 three-pointers

Stanford	Tyrell Terry (7) vs. Utah (2-26-20)
Opponent	Darius McGhee (7), vs. Liberty (12-23-21)

15 free throws

Stanford	Reid Travis (19), at Kansas (12-3-16)
Opponent	Jared Cunningham (15), vs. Oregon State (3-9-11)

15 rebounds

Stanford	Oscar da Silva (15), vs. Oregon (2-1-20)
Opponent	Jaden McDaniels (15), Washington (1-9-20)

20 rebounds

Stanford	Michael Humphrey (20), at Oklahoma State (3-19-18)
Opponent	Andre Roberson (20), at Colorado (1-24-13)

Three players with 10 or more rebounds

Stanford	Travis (12)/R. Allen (10)/Pickens (10), vs. Villanova (11-26-15)
Opponent	McCoy (12)/Bailey (11)/Johnson (10), vs. UCLA (1-17-98)

10 assists

Stanford	Ziaire Williams (10), vs. Washington (1-7-21)
Opponent	James Akinjo (11), at Baylor (11-20-21)



#0 NEAL BEGOVICH

Redshirt Sophomore | Forward | 6-9 | 230

San Francisco, Calif. | St. Ignatius College Prep | Economics

Three things to know...

- 1: Two brothers at Stanford, including Daniel, a fifth-year senior on the men's basketball team
- 2: Can play either forward position, excellent shooter
- 3: Spent the summer as a Business Developments and Capital Markets Intern at Altamont Capital Partners

Career Accolades: Pac-12 Academic Honor Roll (2021)

Trending: Hasn't missed a shot in his collegiate career.

BEGOVICH'S CAREER HIGHS

Points 3, at North Carolina A&T 12/6/20
 FG 1, four times
 FGA 1, four times
 3FG 1, at North Carolina A&T 12/6/20
 3FGA 1, at North Carolina A&T 12/6/20
 FT -
 FTA -
 Rebounds 1, at North Carolina A&T 12/6/20
 Assists -
 Blocks -
 Steals -
 Minutes 3, three times

BEGOVICH'S SEASON HIGHS

Points 2, vs. Arizona 1/20/22
 FG 1, vs. Arizona 1/20/22
 FGA 1, vs. Arizona 1/20/22
 3FG -
 3FGA -
 FT -
 FTA -
 Rebounds -
 Assists -
 Blocks -
 Steals -
 Minutes 3, twice

2021-22 GAME-BY-GAME

Opponent	Date	GS	Min	FG-FGA	Pct	3FG-FGA	Pct	FT-FTA	Pct	O/D/T	Avg	PF	FO	A/T	B	S	P	Avg	
Tarleton State	11/09/21	DNP																	
at Santa Clara	11/12/21	DNP																	
San Jose State	11/15/21	DNP																	
Valparaiso	11/17/21		3	0-0	.000	0-0	.000	0-0	.000	0/0/0	0.0	1	0	0/0	0	0	0	0.0	
at Baylor	11/20/21	DNP																	
NC A&T	11/23/21		2	0-0	.000	0-0	.000	0-0	.000	0/0/0	0.0	1	0	0/0	0	0	0	0.0	
at Colorado	11/28/21	DNP																	
Oregon	12/12/21	DNP																	
Dartmouth	12/16/21	DNP																	
vs. Texas	12/19/21	DNP																	
vs. Wyoming	12/22/21	DNP																	
vs. Liberty	12/23/21	DNP																	
vs. USC	01/11/22	DNP																	
at Washington St.	01/13/22	DNP																	
at Washington	01/15/22	DNP																	
vs. Arizona	01/20/22		3	1-1	1.000	0-0	.000	0-0	.000	0/0/0	0.0	0	0	0/0	0	0	2	0.7	
vs. Arizona St.	01/22/22	DNP																	
at USC	01/27/22	DNP																	

CAREER STATS

YEAR	GP	GS	MIN	AVG	FG	FGA	PCT	3-POINT			FT	FTA	PCT	REBOUNDING							PTS	AVG				
								FG	FGA	PCT				OFF	DEF	TOT	AVG	PF	FO	AST			TO	BLK	STL	
2020-21	3	0	7	2.3	3	3	1.000	1	1	1.000	0	0	.000	0	1	1	0.3	0	0	0	0	0	0	0	7	2.3
2021-22	3	0	8	2.7	1	1	1.000	0	0	.000	0	0	.000	0	0	0	0.0	2	0	0	0	0	0	2	0.7	
TOTAL	6	0	15	2.5	4	4	1.000	1	1	1.000	0	0	.000	0	1	1	0.2	2	0	0	0	0	0	9	1.5	



#1 ISA SILVA

Freshman | Guard | 6-4 | 190

Sacramento, Calif. | Jesuit | Undeclared

Three things to know...

1: Consensus four-star recruit, rated No. 53 nationally by ESPN, No. 66 by 247Sports and No. 73 by Rivals

2: True point guard with an excellent feel for the game and high basketball IQ

3: Five relatives graduated from Stanford, and cousin, Josue, is a manager for the team. Grandfather, Rafael, had his oral history as a bracero immigrant archived at Stanford's Special Collections and University Archives.

Career Accolades: N/A

Trending: Led the team in assists in first career game, with four against Tarleton State, added 12 points against Santa Clara ... Had a career-high five assists on Nov. 17 vs. Valparaiso ... Ranks third in the Pac-12 among freshmen with 1.5 assists and second with 0.9 steals per game. Leads all Pac-12 freshmen with 1.5 steals per game in Pac-12 play ... Shooting 52.6 percent from 3-point range ... Career-best three steals at Washington State (Jan. 13) and at USC (Jan. 27), seven steals in last three games, 10 in last five.

SILVA'S CAREER HIGHS

Points.....12, at Santa Clara 11/12/21
 FG.....5, at Santa Clara 11/12/21
 FGA.....9, at Santa Clara 11/12/21
 3FG.....2, at Santa Clara 11/12/21
 3FGA.....4, at Santa Clara 11/12/21
 FT.....2, twice
 FTA.....3, vs. Texas 12/19/21
 Rebounds.....4, twice
 Assists.....5, vs. Valparaiso 11/17/21
 Blocks.....1, at Washington State 1/13/22
 Steals.....3, twice
 Minutes.....24, vs. Arizona 1/20/22

SILVA'S SEASON HIGHS

Points.....12, at Santa Clara 11/12/21
 FG.....5, at Santa Clara 11/12/21
 FGA.....9, at Santa Clara 11/12/21
 3FG.....2, at Santa Clara 11/12/21
 3FGA.....4, at Santa Clara 11/12/21
 FT.....2, twice
 FTA.....3, vs. Texas 12/19/21
 Rebounds.....4, twice
 Assists.....5, vs. Valparaiso 11/17/21
 Blocks.....1, at Washington State 1/13/22
 Steals.....3, twice
 Minutes.....24, vs. Arizona 1/20/22


Diamond Head Classic: 3.0 pts, 0.5 reb, 1.0 ast

2021-22 GAME-BY-GAME

Opponent	Date	GS	Min	FG-FGA	Pct	3FG-FGA	Pct	FT-FTA	Pct	O/D/T	Avg	PF	FO	A/T	B	S	P	Avg
Tarleton State	11/09/21	19	2-3	.667	1-2	.500	0-0	.000	0/1/1	1.0	2	0	4/3	0	0	5	5.0	
at Santa Clara	11/12/21	23	5-9	.556	2-4	.500	0-0	.000	0/1/1	1.0	3	0	0/2	0	0	12	8.5	
San Jose State	11/15/21	7	0-0	.000	0-0	.000	0-0	.000	0/0/0	0.7	3	0	1/0	0	0	0	5.7	
Valparaiso	11/17/21	22	1-4	.250	1-1	1.000	0-0	.000	0/4/4	1.5	1	0	5/3	0	1	3	5.0	
at Baylor	11/20/21	19	1-4	.250	0-1	.000	1-2	.500	2/0/2	1.6	2	0	2/3	0	2	3	4.6	
NC A&T	11/23/21	14	0-2	.000	0-0	.000	1-2	.500	1/3/4	2.0	1	0	1/2	0	0	1	4.0	
at Colorado	11/28/21	8	1-2	.500	1-1	1.000	0-0	.000	0/2/2	2.0	2	0	0/1	0	0	3	3.9	
Oregon	12/12/21	11	2-6	.333	1-1	1.000	0-0	.000	1/0/1	1.9	1	0	1/1	0	1	5	4.0	
Dartmouth	12/16/21	10	0-1	.000	0-0	.000	0-0	.000	0/1/1	1.8	1	0	1/0	0	0	0	3.6	
vs. Texas	12/19/21	15	2-4	.500	1-2	.500	1-3	.333	0/0/0	1.6	2	0	2/1	0	1	6	3.8	
vs. Wyoming	12/22/21	11	1-3	.333	0-0	.000	2-2	1.000	0/0/0	1.5	1	0	2/0	0	0	4	3.8	
vs. Liberty	12/23/21	8	1-2	.500	0-0	.000	0-0	.000	0/1/1	1.4	2	0	0/1	0	0	2	3.7	
vs. USC	01/11/22	16	1-3	.333	0-1	.000	0-0	.000	0/0/0	1.3	1	0	2/3	0	1	2	3.5	
at Washington St.	01/13/22	19	0-1	.000	0-0	.000	0-1	.000	0/2/2	1.4	2	0	2/2	1	3	0	3.3	
at Washington	01/15/22	9	2-2	1.000	1-1	1.000	2-2	1.000	0/2/2	1.4	3	0	2/3	0	0	7	3.5	
vs. Arizona	01/20/22	24	3-8	.375	1-3	.333	0-1	.000	2/1/3	1.5	2	0	2/2	0	2	7	3.8	
vs. Arizona St.	01/22/22	7	2-4	.500	0-1	.000	0-0	.000	0/0/0	1.4	0	0	0/2	0	2	4	3.8	
at USC	01/27/22	17	2-5	.400	1-1	1.000	0-0	.000	0/2/2	1.4	1	0	0/1	0	3	5	3.8	

CAREER STATS

YEAR	GP	GS	MIN	AVG	FG	FGA	PCT	3-POINT			FT	FTA	PCT	REBOUNDING					PF	FO	AST	TO	BLK	STL	PTS	AVG
								FG	FGA	PCT				OFF	DEF	TOT	AVG									
2021-22	18	0	259	14.4	26	63	.413	10	19	.526	7	13	.538	6	20	26	1.4	30	0	27	30	1	16	69	3.8	
TOTAL	18	0	259	14.4	26	63	.413	10	19	.526	7	13	.538	6	20	26	1.4	30	0	27	30	1	16	69	3.8	



#3 JARVIS MOSS

Freshman | Guard | 6-4 | 190

Concord, N.C. | Cannon School | Undeclared

Three things to know...

- 1: All-around guard and one of the best shooters in the 2021 recruiting class
- 2: Consensus three-star recruit, averaged 26 points per game as a senior for Cannon
- 3: Led Cannon to back-to-back NCASAA state championships

Career Accolades: N/A

Trending: N/A

MOSS' CAREER HIGHS

Points.....-

FG.....-

FGA.....2, vs. Arizona 1/20/22

3FG.....-

3FGA..... 1, twice

FT.....-

FTA.....-

Rebounds.....-

Assists..... 1, vs. North Carolina A&T 11/23/21

Blocks.....-

Steals.....-

Minutes.....4, vs. Arizona 1/20/22

MOSS' SEASON HIGHS

Points.....-

FG.....-

FGA.....2, vs. Arizona 1/20/22

3FG.....-

3FGA..... 1, twice

FT.....-

FTA.....-

Rebounds.....-

Assists..... 1, vs. North Carolina A&T 11/23/21

Blocks.....-

Steals.....-

Minutes.....4, vs. Arizona 1/20/22

2021-22 GAME-BY-GAME

Opponent	Date	GS	Min	FG-FGA	Pct	3FG-FGA	Pct	FT-FTA	Pct	O/D/T	Avg	PF	FO	A/T	B	S	P	Avg
Tarleton State	11/09/21	DNP																
at Santa Clara	11/12/21	DNP																
San Jose State	11/15/21	DNP																
Valparaiso	11/17/21		3	0-1	.000	0-1	.000	0-0	.000	0/0/0	0.0	1	0	0/1	0	0	0	0.0
at Baylor	11/20/21	DNP																
NC A&T	11/23/21		2	0-1	.000	0-1	.000	0-0	.000	0/0/0	0.0	0	0	1/0	0	0	0	0.0
at Colorado	11/28/21	DNP																
Oregon	12/12/21	DNP																
Dartmouth	12/16/21	DNP																
vs. Texas	12/19/21	DNP																
vs. Wyoming	12/22/21	DNP																
vs. Liberty	12/23/21	DNP																
vs. USC	01/11/22	DNP																
at Washington St.	01/13/22	DNP																
at Washington	01/15/22	DNP																
vs. Arizona	01/20/22		4	0-2	.000	0-0	.000	0-0	.000	0/0/0	0.0	0	0	0/0	0	0	0	0.0
vs. Arizona St.	01/22/22	DNP																
at USC	01/27/22	DNP																

CAREER STATS

YEAR	GP	GS	MIN	AVG	FG	FGA	PCT	3-POINT			FT	FTA	PCT	REBOUNDING					PF	FO	AST	TO	BLK	STL	PTS	AVG
								FG	FGA	PCT				OFF	DEF	TOT	AVG									
2021-22	3	0	9	3.0	0	4	.000	0	2	.000	0	0	.000	0	0	0	0.0	1	0	1	1	0	0	0	0	0.0
TOTAL	3	0	9	3.0	0	4	.000	0	2	.000	0	0	.000	0	0	0	0.0	1	0	1	1	0	0	0	0	0.0



#5 MICHAEL O'CONNELL

Sophomore | Guard | 6-2 | 190

Mineola, N.Y. | Blair Academy (N.J.) | Undeclared

Three things to know...

1: First prospect since recruiting databases began to be rated a top-100 recruit in both basketball (247 Sports) and lacrosse (Inside Lacrosse).

2: Was committed to Maryland for lacrosse before electing to play basketball at Stanford

3: Averaged 7.5 points, 3.6 rebounds, 3.4 assists and 1.6 steals per game with 17 starts in Pac-12 play as a freshman

Career Accolades: Pac-12 Freshman of the Week (Feb. 1, 2021).

Trending: Ranks fifth in the Pac-12 with 3.9 assists per game, sixth with 3.8 assists per game in conference play ... Tied career-high with eight assists against Liberty ... Ranked third among all returners in conference play with 3.4 assists per game and second with 1.6 steals last season ... Played a program-record 52 minutes at Washington State on Feb. 20 last year ... Scored a season-high 16 points against Arizona State (Jan. 22) ... Multiple threes in two straight games.

O'CONNELL'S CAREER HIGHS

Points 20, vs. USC 2/2/21
 FG 7, twice
 FGA 13, at Santa Clara 11/12/19
 3FG 2, three times
 3FGA 5, vs. USC 2/2/21
 FT 8, at Arizona State 1/30/21
 FTA 8, twice
 Rebounds 9, vs. California 2/7/21
 Assists 8, twice
 Blocks 1, four times
 Steals 4, twice
 Minutes 52, at Washington State 2/20/21

O'CONNELL'S SEASON HIGHS

Points 16, vs. Arizona State 1/22/22
 FG 6, at Santa Clara 11/12/21
 FGA 13, twice
 3FG 2, twice
 3FGA 4, four times
 FT 4, three times
 FTA 8, vs. Liberty 12/23/21
 Rebounds 5, vs. Wyoming 12/22/21
 Assists 8, vs. Liberty 12/23/21
 Blocks 1, vs. Liberty 12/23/21
 Steals 4, at Santa Clara 11/12/21
 Minutes 33, vs. San Jose State 11/15/21

Diamond Head Classic: 8.5 pts, 4.0 reb, 6.5 ast. Ranked second in tournament in assists, first in assist to turnover ratio.

2021-22 GAME-BY-GAME

Opponent	Date	GS	Min	FG-FGA	Pct	3FG-FGA	Pct	FT-FTA	Pct	O/D/T	Avg	PF	FO	A/T	B	S	P	Avg
Tarleton State	11/09/21	*	21	2-8	.250	0-4	.000	0-0	.000	0/1/1	1.0	1	0	2/2	0	1	4	4.0
at Santa Clara	11/12/21	*	29	6-13	.462	1-3	.333	0-0	.000	0/3/3	2.0	1	0	4/1	0	4	13	8.5
San Jose State	11/15/21	*	33	2-9	.222	0-1	.000	4-4	1.000	1/3/4	2.7	1	0	5/0	0	2	8	8.3
Valparaiso	11/17/21	*	15	2-5	.400	1-2	.500	0-0	.000	1/1/2	2.5	2	0	3/1	0	1	5	7.5
at Baylor	11/20/21	*	21	1-3	.333	1-1	1.000	0-1	.000	0/0/0	2.0	2	0	1/5	0	0	3	6.6
NC A&T	11/23/21	*	26	1-7	.143	0-4	.000	0-1	.000	0/1/1	1.8	2	0	5/2	0	1	2	5.8
at Colorado	11/28/21	*	27	4-8	.500	0-2	.000	0-0	.000	0/1/1	1.7	4	0	5/2	0	0	8	6.1
Oregon	12/12/21	*	29	5-8	.625	1-3	.333	4-4	1.000	0/2/2	1.8	2	0	3/4	0	1	15	7.3
Dartmouth	12/16/21	*	28	4-8	.500	1-2	.500	0-1	.000	0/3/3	1.9	4	0	4/3	0	2	9	7.4
vs. Texas	12/19/21	*	25	1-3	.333	1-2	.500	0-0	.000	1/3/4	2.1	0	0	3/4	0	0	3	7.0
vs. Wyoming	12/22/21	*	29	4-13	.308	0-4	.000	1-2	.500	3/2/5	2.4	0	0	5/1	0	1	9	7.2
vs. Liberty	12/23/21	*	31	2-4	.500	1-1	1.000	3-8	.375	0/3/3	2.4	1	0	8/1	1	0	8	7.3
vs. USC	01/11/22	*	24	1-5	.200	0-1	.000	1-2	.500	0/1/1	2.3	3	0	7/1	0	0	3	6.9
at Washington St.	01/13/22	*	21	1-4	.250	0-1	.000	0-1	.000	0/3/3	2.4	1	0	4/3	0	1	2	6.6
at Washington	01/15/22	*	21	2-6	.333	0-2	.000	0-0	.000	0/4/4	2.5	1	0	1/2	0	0	4	6.4
vs. Arizona	01/20/22	*	24	3-9	.333	1-4	.250	1-3	.333	0/4/4	2.6	0	0	3/1	0	1	8	6.5
vs. Arizona St.	01/22/22	*	29	5-8	.625	2-3	.667	4-4	1.000	0/1/1	2.5	2	0	3/2	0	3	16	7.1
at USC	01/27/22	*	31	3-7	.429	2-2	1.000	0-0	.000	0/3/3	2.5	4	0	4/0	0	0	8	7.1

CAREER STATS

YEAR	GP	GS	MIN	AVG	FG	FGA	PCT	3-POINT			FT	FTA	PCT	REBOUNDING				PF	FO	AST	TO	BLK	STL	PTS	AVG
								FG	FGA	PCT				OFF	DEF	TOT	AVG								
2020-21	25	18	666	26.6	59	126	.468	12	36	.333	37	47	.787	11	64	75	3.0	37	1	71	39	3	32	167	6.7
2021-22	18	18	464	25.8	49	128	.383	12	42	.286	18	31	.581	6	39	45	2.5	31	0	70	35	1	18	128	7.1
TOTAL	43	36	1130	26.3	108	254	.425	24	78	.308	55	78	.705	17	103	120	2.8	68	1	141	74	4	50	295	6.9



#10 MAX MURRELL

Sophomore | Forward | 6-9 | 225

Omaha, Neb. | Millard North | Undeclared

Three things to know...

- 1: 247Sports (#79) and Rivals (#116) four-star recruit. Ranked 14th and 23rd nationally at his position, respectively.
- 2: Reached Nebraska state championship game with Millard North. Broke school record for blocks in a game, season and career, and career field goal percentage.
- 3: Selected Stanford over Creighton, Iowa, Minnesota and TCU.

Career Accolades: N/A

Trending: Burst out for a career-high 18 points on Nov. 23 against North Carolina A&T, including a four-for-six mark from 3-point range ... Led the nation in free throws made without a miss (16-for-16) in 2020-21, is an 84.8% FT shooter for his career ... Earned first career start in the season opener against Tarleton State, has started three games this season.

MURRELL'S CAREER HIGHS

Points 18, vs. North Carolina A&T 11/23/21
 FG 6, vs. North Carolina A&T 11/23/21
 FGA 8, vs. North Carolina A&T 11/23/21
 3FG 4, vs. North Carolina A&T 11/23/21
 3FGA 6, vs. North Carolina A&T 11/23/21
 FT 4, twice
 FTA 6, at Washington 1/15/22
 Rebounds 4, at Washington 1/15/22
 Assists 2, twice
 Blocks 2, vs. North Carolina A&T 11/23/21
 Steals 1, nine times
 Minutes 21, at Colorado 1/16/21

MURRELL'S SEASON HIGHS

Points 18, vs. North Carolina A&T 11/23/21
 FG 6, vs. North Carolina A&T 11/23/21
 FGA 8, vs. North Carolina A&T 11/23/21
 3FG 4, vs. North Carolina A&T 11/23/21
 3FGA 6, vs. North Carolina A&T 11/23/21
 FT 4, at Washington 1/15/22
 FTA 6, at Washington 1/15/22
 Rebounds 4, at Washington 1/15/22
 Assists 2, vs. Oregon 12/12/21
 Blocks 2, vs. North Carolina A&T 11/23/21
 Steals 1, four times
 Minutes 18, vs. Tarleton State 11/9/21

Diamond Head Classic: 1.5 pts, 0.0 reb, 0.0 ast

2021-22 GAME-BY-GAME

Opponent	Date	GS	Min	FG-FGA	Pct	3FG-FGA	Pct	FT-FTA	Pct	O/D/T	Avg	PF	FO	A/T	B	S	P	Avg
Tarleton State	11/09/21	*	18	1-7	.143	1-4	.250	0-0	.000	1/0/1	1.0	0	0	1/1	0	0	3	3.0
at Santa Clara	11/12/21		11	1-5	.200	0-2	.000	0-0	.000	2/0/2	1.5	2	0	0/0	0	0	2	2.5
San Jose State	11/15/21		4	0-1	.000	0-0	.000	0/0/0	.000	0/0/0	1.0	0	0	0/1	0	0	0	1.7
Valparaiso	11/17/21	*	17	2-6	.333	1-4	.250	1-2	.500	0/2/2	1.3	0	0	0/1	1	0	6	2.8
at Baylor	11/20/21		10	0-1	.000	0-1	.000	2-2	1.000	0/0/0	1.0	0	0	0/0	0	1	2	2.6
NC A&T	11/23/21		12	6-8	.750	4-6	.667	2-2	1.000	0/2/2	1.2	3	0	1/1	2	0	18	5.2
at Colorado	11/28/21		6	0-1	.000	0-1	.000	0-0	.000	0/2/2	1.3	2	0	1/0	0	0	0	4.4
Oregon	12/12/21		15	1-6	.167	1-4	.250	0-0	.000	0/1/1	1.3	1	0	2/0	0	1	3	4.3
Dartmouth	12/16/21	*	8	2-3	.667	1-2	.500	0-0	.000	0/0/0	1.1	0	0	0/1	0	0	5	4.3
vs. Texas	12/19/21		1	0-0	.000	0-0	.000	0-0	.000	0/0/0	1.0	1	0	0/0	0	0	0	3.9
vs. Wyoming	12/22/21		3	0-1	.000	0-1	.000	0-0	.000	0/0/0	0.9	0	0	0/1	0	1	0	3.5
vs. Liberty	12/23/21		3	1-1	1.000	1-1	1.000	0-0	.000	0/0/0	0.8	2	0	0/2	0	0	3	3.5
vs. USC	01/11/22		6	0-0	.000	0-0	.000	0-0	.000	0/2/2	0.9	2	0	0/0	0	0	0	3.2
at Washington St.	01/13/22		9	0-1	.000	0-1	.000	0-0	.000	0/0/0	0.9	0	0	1/0	1	0	0	3.0
at Washington	01/15/22		15	1-5	.200	0-3	.000	4-6	.667	1/3/4	1.1	0	0	0/1	1	1	6	3.2
vs. Arizona	01/20/22		14	1-4	.250	0-1	.000	0-1	.000	1/2/3	1.2	3	0	1/0	1	0	2	3.1
vs. Arizona St.	01/22/22		5	0-2	.000	0-0	.000	0-0	.000	0/0/0	1.1	0	0	0/0	0	0	0	2.9
at USC	01/27/22		8	0-1	.000	0-1	.000	3-4	.750	1/0/1	1.1	0	0	0/2	1	0	3	2.9

CAREER STATS

YEAR	GP	GS	MIN	AVG	FG	FGA	PCT	3-POINT			FT	FTA	PCT	REBOUNDING				PF	FO	AST	TO	BLK	STL	PTS	AVG
								FG	FGA	PCT				OFF	DEF	TOT	AVG								
2020-21	21	0	166	7.9	15	30	.500	2	9	.222	16	16	1.000	5	13	18	0.9	17	0	4	11	7	5	48	2.3
2021-22	18	3	165	9.2	16	53	.302	9	32	.281	12	17	.706	6	14	20	1.1	16	0	7	11	7	4	53	2.9
TOTAL	39	3	331	8.5	31	83	.373	11	41	.268	28	33	.848	11	27	38	1.0	33	0	11	22	14	9	101	2.6



#11 JAIDEN DELAIRE

Senior | Forward | 6-9 | 215

North Granby, Conn. | Granby Memorial | Communication

Three things to know...

- 1: Can play both forward positions, athletic driver with a 7-2 wingspan
- 2: Reigning Pac-12 Most Improved Player
- 3: Was a consensus top-100 prospect before reclassifying to 2018. Picked Stanford over UCLA and Georgetown

Career Accolades: 2021 Pac-12 Most Improved Player of the Year ... All-Pac-12 honorable mention (2021) ... 2021-22 Preseason All-Pac-12 honorable mention.

Trending: Stanford is 7-0 when Delaire scores at least 14 points ... Beat the buzzer with a 3-pointer against Oregon, leading Stanford to a 72-69 win with 20 points ... Matched career high Dec. 16 against Dartmouth with 22 points, has two 20-point outings this year ... Averaging 13.2 points per game in wins, against 7.3 points per game in losses ... Ranks third in the Pac-12 in free throw attempts.

DELAIRE'S CAREER HIGHS

Points..... 22, twice
 FG..... 10, vs. USC 2/2/21
 FGA..... 16, vs. USC 2/2/21
 3FG..... 2, seven times
 3FGA..... 7, vs. Wyoming 12/22/21
 FT..... 9, vs. Tarleton State 11/9/21
 FTA..... 12, vs. Dartmouth 12/16/21
 Rebounds..... 9, twice
 Assists..... 4, vs. UCLA 1/23/21
 Blocks..... 2, seven times
 Steals..... 3, vs. California 2/7/21
 Minutes..... 39, vs. UCLA 1/23/21

DELAIRE'S SEASON HIGHS

Points..... 22, vs. Dartmouth 12/16/21
 FG..... 9, vs. Oregon 12/12/21
 FGA..... 15, twice
 3FG..... 2, three times
 3FGA..... 7, vs. Wyoming 12/22/21
 FT..... 9, vs. Tarleton State 11/9/21
 FTA..... 12, vs. Dartmouth 12/16/21
 Rebounds..... 8, vs. Liberty 12/23/21
 Assists..... 3, twice
 Blocks..... 2, vs. Oregon 12/12/21
 Steals..... 2, twice
 Minutes..... 31, vs. Dartmouth 12/16/21

Delaire's 13.4 points per night in Pac-12 action last season ranked fourth among all returners league-wide, trailing only Johnny Juzang (UCLA), Noah Williams (WSU) and Azuolas Tubelis (ARI) ... One of three players to more than double their scoring average from 2019-20 to 2020-21 among the top-20 scorers in the conference, along with Williams and Jarod Lucas (OSU).

Diamond Head Classic: 12.5 pts, 7.5 reb, 1.0 ast. 11th in tournament in scoring, fourth in rebounding, seventh in free throw percentage

2021-22 GAME-BY-GAME

Opponent	Date	GS	Min	FG-FGA	Pct	3FG-FGA	Pct	FT-FTA	Pct	O/D/T	Avg	PF	FO	A/T	B	S	P	Avg
Tarleton State	11/09/21		29	2-5	.400	1-2	.500	9-11	.818	2/4/6	6.0	0	0	3/1	0	1	14	14.0
at Santa Clara	11/12/21	*	22	2-8	.250	0-1	.000	2-2	1.000	1/4/5	5.5	1	0	1/5	0	0	6	10.0
San Jose State	11/15/21		23	7-13	.538	2-3	.667	3-9	.333	1/1/2	4.3	2	0	1/1	0	1	19	13.0
Valparaiso	11/17/21		13	3-5	.600	0-1	.000	2-4	.500	0/4/4	4.3	0	0	2/1	1	0	8	11.8
at Baylor	11/20/21		26	4-5	.800	0-1	.000	2-4	.500	2/2/4	4.2	1	0	0/2	1	1	10	11.4
NC A&T	11/23/21	*	24	3-10	.300	0-1	.000	2-3	.667	4/0/4	4.2	1	0	0/1	0	1	8	10.8
at Colorado	11/28/21	*	22	2-4	.500	0-1	.000	2-2	1.000	0/1/1	3.7	2	0	1/2	0	0	6	10.1
Oregon	12/12/21	*	26	9-14	.643	1-2	.500	1-2	.500	2/4/6	4.0	3	0	0/3	2	1	20	11.4
Dartmouth	12/16/21	*	31	8-15	.533	0-2	.000	6-12	.500	3/3/6	4.2	2	0	2/1	1	0	22	12.6
vs. Texas	12/19/21	*	21	3-6	.500	0-0	.000	3-3	1.000	2/2/4	4.2	3	0	0/4	1	0	9	12.2
vs. Wyoming	12/22/21	*	24	5-13	.385	2-7	.286	5-6	.833	4/3/7	4.5	0	0	0/3	1	0	17	12.6
vs. Liberty	12/23/21	*	29	2-6	.333	1-2	.500	3-4	.750	0/8/8	4.8	2	0	2/4	0	1	8	12.3
vs. USC	01/11/22	*	22	1-6	.167	0-1	.000	4-7	.571	1/4/5	4.8	3	0	0/2	0	2	6	11.8
at Washington St.	01/13/22	*	18	4-7	.571	1-1	1.000	5-7	.714	2/1/3	4.6	3	0	0/1	0	1	14	11.9
at Washington	01/15/22	*	23	2-5	.400	0-0	.000	1-4	.250	1/1/2	4.5	3	0	3/4	0	0	5	11.5
vs. Arizona	01/20/22	*	22	2-8	.250	0-0	.000	4-5	.800	2/2/4	4.4	3	0	0/3	0	1	8	11.3
vs. Arizona St.	01/22/22	*	25	1-9	.111	1-1	1.000	5-5	1.000	1/4/5	4.5	2	0	1/1	0	2	8	11.1
at USC	01/27/22	*	21	6-15	.400	2-3	.667	0-0	.000	0/4/4	4.4	0	0	1/1	0	0	14	11.2

CAREER STATS

YEAR	GP	GS	MIN	AVG	FG	FGA	PCT	3-POINT			FT	FTA	PCT	REBOUNDING					PF	FO	AST	TO	BLK	STL	PTS	AVG
								FG	FGA	PCT				OFF	DEF	TOT	AVG									
2018-19	31	2	393	12.7	41	118	.347	6	34	.176	29	48	.604	14	47	61	2.0	43	1	12	20	9	7	117	3.8	
2019-20	31	1	521	16.8	71	149	.477	8	28	.286	40	58	.690	17	57	74	2.4	48	0	14	36	12	14	190	6.1	
2020-21	24	21	661	27.5	111	237	.468	14	43	.326	65	86	.756	23	76	99	4.1	47	1	24	53	9	22	301	12.5	
2021-22	17	13	400	23.5	60	139	.432	9	26	.346	59	90	.656	28	48	76	4.5	31	0	16	39	7	12	188	11.1	
TOTAL	103	37	1975	19.2	283	643	.440	37	131	.282	193	282	.684	82	228	310	3.0	169	2	66	148	37	55	796	7.7	



#12 KEENAN FITZMORRIS

Redshirt Junior | Center | 7-0 | 235

Overland Park, Kan. | New Hampton School (N.H.) | Psychology

Three things to know...

1: Stretch five, redshirted 2018-19 season. Top-15 recruit at center by 247 Sports and Rivals

2: Plays the tuba

3: Sister, Audriana, class of 2020, played volleyball at Stanford, where she earned multiple All-America nods and won three national championships.

Career Accolades: Two-time Pac-12 Academic Honor Roll (2020, 2021) ... NABC Honors Court (2021).

Trending: N/A

FITZMORRIS' CAREER HIGHS

Points..... 2, three times
 FG..... 1, three times
 FGA..... 4, vs. Long Beach St. 11/12/19
 3FG..... -
 3FGA..... 2, twice
 FT..... -
 FTA..... 1, vs. Maryland Eastern Shore 11/19/19
 Rebounds..... 2, twice
 Assists..... -
 Blocks..... -
 Steals..... -
 Minutes..... 5, twice

FITZMORRIS' SEASON HIGHS

Points..... -
 FG..... -
 FGA..... -
 3FG..... -
 3FGA..... -
 FT..... -
 FTA..... -
 Rebounds..... -
 Assists..... -
 Blocks..... -
 Steals..... -
 Minutes..... -

2021-22 GAME-BY-GAME

Opponent	Date	GS	Min	FG-FGA	Pct	3FG-FGA	Pct	FT-FTA	Pct	O/D/T	Avg	PF	FO	A/T	B	S	P	Avg	
Tarleton State	11/09/21	DNP																	
at Santa Clara	11/12/21	DNP																	
San Jose State	11/15/21	DNP																	
Valparaiso	11/17/21	DNP																	
at Baylor	11/20/21	DNP																	
NC A&T	11/23/21	DNP																	
at Colorado	11/28/21	DNP																	
Oregon	12/12/21	DNP																	
Dartmouth	12/16/21	DNP																	
vs. Texas	12/19/21	DNP																	
vs. Wyoming	12/22/21	DNP																	
vs. Liberty	12/23/21	DNP																	
vs. USC	01/11/22	DNP																	
at Washington St.	01/13/22	DNP																	
at Washington	01/15/22	DNP																	
vs. Arizona	01/20/22	DNP																	
vs. Arizona St.	01/22/22	DNP																	
at USC	01/27/22	DNP																	

CAREER STATS

YEAR	GP	GS	MIN	AVG	FG	FGA	PCT	3-POINT			FT	FTA	PCT	REBOUNDING							PTS	AVG			
								FG	FGA	PCT				OFF	DEF	TOT	AVG	PF	FO	AST			TO	BLK	STL
2019-20	13	0	25	1.9	3	11	.273	0	4	.000	0	1	.000	3	4	7	0.5	7	0	0	5	0	0	6	0.5
2020-21	5	0	8	1.6	0	2	.000	0	1	.000	0	0	.000	0	1	1	0.2	0	0	0	0	0	0	0	0.0
2021-22	0	0	0	0.0	0	0	.000	0	0	.000	0	0	.000	0	0	0	0.0	0	0	0	0	0	0	0	0.0
TOTAL	18	0	33	1.8	3	13	.231	0	5	.000	0	1	.000	3	5	8	0.4	7	0	0	5	0	0	6	0.3



#14 SPENCER JONES

Junior | Forward | 6-7 | 225

Roeland Park, Kan. | Bishop Miege | Management Science & Engineering

Three things to know...

1: Elite shooter on the wing, great defender. Emerging leader on the team.

2: Committed to Stanford two weeks after first recruiting call.

3: Ranked second in the Pac-12 as a freshman in made threes per game, while posting the 13th-best percentage (43.1) in the country. Entered junior season a career 40.7 percent 3-point shooter, which would rank 10th all-time at Stanford.

Career Accolades: Diamond Head Classic All-Tournament Team.

Trending: 14th all-time in made 3-pointers at Stanford (153). Three away from tying for 13th (Terry Taylor '89) ... 18 for last 42 from 3-point range over last five games (42.9%)... Scored a career-high 25 points against Liberty (Dec. 23) on 8-for-11 shooting with five threes ... Averaging team-best 13.5 points per game over last eight outings on 50.7% shooting from the field, 42.2% from three.

JONES' CAREER HIGHS

Points.....25, vs. Liberty 12/23/21
 FG..... 8, twice
 FGA..... 15, vs. USC 1/11/22
 3FG.....6, at USC 1/18/20
 3FGA.....10, at USC 1/18/20
 FT..... 4, three times
 FTA..... 6, twice
 Rebounds..... 8, twice
 Assists.....4, three times
 Blocks.....3, three times
 Steals.....3, seven times
 Minutes.....47, at Washington State 2/20/21

JONES' SEASON HIGHS

Points.....25, vs. Liberty 12/23/21
 FG..... 8, twice
 FGA..... 15, vs. USC 1/11/22
 3FG.....5, vs. Liberty 12/23/21
 3FGA..... 8, twice
 FT..... 4, twice
 FTA..... 6, vs. Arizona State 1/22/22
 Rebounds.....8, at Baylor 11/20/21
 Assists..... 4, vs. North Carolina A&T 11/23/21
 Blocks..... 3, at Washington 1/15/22
 Steals.....3, vs. USC 1/11/22
 Minutes.....33, vs. Oregon 12/12/21

Diamond Head Classic: 20.0 pts, 6.0 reb, 0.5 ast. Fourth in tournament in scoring, eighth in rebounds, first in field goal percentage and second in 3-point percentage.

2021-22 GAME-BY-GAME

Opponent	Date	GS	Min	FG-FGA	Pct	3FG-FGA	Pct	FT-FTA	Pct	O/D/T	Avg	PF	FO	A/T	B	S	P	Avg
Tarleton State	11/09/21	*	23	2-6	.333	2-5	.400	0-0	.000	1/3/4	4.0	2	0	0/1	1	1	6	6.0
at Santa Clara	11/12/21	*	30	1-8	.125	0-5	.000	0-0	.000	1/2/3	3.5	2	0	1/1	1	2	2	4.0
San Jose State	11/15/21	*	25	4-7	.571	0-3	.000	0-0	.000	2/2/4	3.7	4	0	2/0	0	2	8	5.3
Valparaiso	11/17/21	*	20	3-5	.600	1-2	.500	0-0	.000	1/4/5	4.0	3	0	0/1	2	1	7	5.8
at Baylor	11/20/21	*	22	4-8	.500	0-1	.000	2-4	.500	1/7/8	4.8	3	0	1/2	0	0	10	6.6
NC A&T	11/23/21	*	23	1-6	.167	1-5	.200	3-4	.750	2/3/5	4.8	1	0	4/1	0	0	6	6.5
at Colorado	11/28/21	*	16	5-6	.833	3-4	.750	2-2	1.000	0/2/2	4.4	4	0	1/1	0	0	15	7.7
Oregon	12/12/21	*	33	1-4	.250	0-3	.000	2-2	1.000	2/1/3	4.3	2	0	1/0	0	2	4	7.3
Dartmouth	12/16/21	DNP																
vs. Texas	12/19/21	*	22	2-7	.286	0-4	.000	0-1	.000	1/2/3	4.1	2	0	3/1	0	2	4	6.9
vs. Wyoming	12/22/21	*	29	7-11	.636	1-3	.333	0-0	.000	0/6/6	4.3	3	0	0/0	1	0	15	7.7
vs. Liberty	12/23/21	*	29	8-11	.727	5-8	.625	4-4	1.000	1/5/6	4.5	3	0	1/6	0	1	25	9.3
vs. USC	01/11/22	*	28	8-15	.533	3-8	.375	2-2	1.000	0/2/2	4.3	3	0	1/2	0	3	21	10.3
at Washington St.	01/13/22	*	32	6-11	.545	3-7	.429	1-2	.500	2/3/5	4.3	0	0	1/2	0	1	16	10.7
at Washington	01/15/22	*	28	1-5	.200	1-5	.200	0-0	.000	0/2/2	4.1	5	1	1/1	3	0	3	10.1
vs. Arizona	01/20/22	*	23	3-10	.300	3-6	.500	0-0	.000	5/1/6	4.3	3	0	1/2	0	0	9	10.1
vs. Arizona St.	01/22/22	*	31	2-7	.286	1-5	.200	4-6	.667	2/2/4	4.3	4	0	3/2	1	1	9	10.0
at USC	01/27/22	*	24	3-5	.600	2-3	.667	2-3	.667	1/4/5	4.3	2	0	1/0	0	1	10	10.0

CAREER STATS

YEAR	GP	GS	MIN	AVG	FG	FGA	PCT	3-POINT			FT	FTA	PCT	REBOUNDING					PF	FO	AST	TO	BLK	STL	PTS	AVG
								FG	FGA	PCT				OFF	DEF	TOT	AVG									
2019-20	32	29	913	28.5	93	221	.421	81	188	.431	16	23	.696	16	85	101	3.2	59	0	27	27	28	19	283	8.8	
2020-21	26	25	735	28.3	72	173	.416	46	124	.371	22	33	.667	21	80	101	3.9	81	1	27	31	17	32	212	8.2	
2021-22	17	17	438	25.8	61	132	.462	26	77	.338	22	30	.733	22	51	73	4.3	46	1	22	23	9	17	170	10.0	
TOTAL	75	71	2086	27.8	226	526	.430	153	389	.393	60	86	.698	59	216	275	3.7	186	2	76	81	54	68	665	8.9	



#20 NOAH TAITZ

Sophomore | Guard | 6-3 | 185

Las Vegas, Nev. | Bishop Gorman | Undeclared

Three things to know...

- 1: ESPN four-star recruit, ranked #99 nationally. 22nd-ranked shooting guard nationally
- 2: Captured four consecutive state championships with Bishop Gorman
- 3: Sweet shooting combo guard, selected Stanford over Saint Mary's, San Diego State, USC and Washington

Career Accolades: N/A

Trending: Fifth in Pac-12 in 3-point percentage (43.2%), 11th best mark in Pac-12 play (41.7%) ... Hit a career-high three triples against Valparaiso (Nov. 17), has multiple threes in six games ... Shooting 45.7 percent from deep over his last 12 games.

Diamond Head Classic: 2.5 pts, 0.5 reb, 1.0 ast

TAITZ'S CAREER HIGHS

Points13, at Arizona State 1/30/21
 FG 5, at California 2/4/21
 FGA 8, twice
 3FG 3, vs. Valparaiso 11/17/21
 3FGA 6, at CSUN 12/15/20
 FT4, at Arizona State 1/30/21
 FTA 4, twice
 Rebounds..... 5, at CSUN 12/15/20
 Assists3, twice
 Blocks -
 Steals3, twice
 Minutes.....34, at Arizona State 1/30/21

TAITZ'S SEASON HIGHS

Points 11, vs. Valparaiso 11/17/21
 FG4, vs. Valparaiso 11/17/21
 FGA 7, vs. Valparaiso 11/17/21
 3FG 3, vs. Valparaiso 11/17/21
 3FGA 5, twice
 FT2, vs. Dartmouth 12/16/21
 FTA 2, three times
 Rebounds..... 4, vs. Dartmouth 12/16/21
 Assists3, vs. USC 1/11/22
 Blocks -
 Steals1, five times
 Minutes..... 26, vs. Texas 12/19/21

2021-22 GAME-BY-GAME

Opponent	Date	GS	Min	FG-FGA	Pct	3FG-FGA	Pct	FT-FTA	Pct	O/D/T	Avg	PF	FO	A/T	B	S	P	Avg	
Tarleton State	11/09/21	DNP																	
at Santa Clara	11/12/21		1	0-0	.000	0-0	.000	0-0	.000	0/0/0	0.0	0	0	0/0	0	0	0	0.0	
San Jose State	11/15/21		4	0-2	.000	0-2	.000	0-0	.000	0/1/1	0.5	0	0	0/1	0	0	0	0.0	
Valparaiso	11/17/21		15	4-7	.571	3-5	.600	0-0	.000	0/2/2	1.0	1	0	1/0	0	1	11	3.7	
at Baylor	11/20/21		14	3-6	.500	2-3	.667	0-0	.000	1/1/2	1.3	1	0	0/3	0	0	8	4.8	
NC A&T	11/23/21		15	3-6	.500	2-4	.500	0-0	.000	0/2/2	1.4	1	0	2/2	0	1	8	5.4	
at Colorado	11/28/21		15	2-5	.400	2-3	.667	1-2	.500	0/0/0	1.2	2	0	1/0	0	0	7	5.7	
Oregon	12/12/21		9	1-2	.500	1-2	.500	0-0	.000	0/0/0	1.0	2	0	0/0	0	0	3	5.3	
Dartmouth	12/16/21		25	2-6	.333	2-5	.400	2-2	1.000	0/4/4	1.4	2	0	1/1	0	1	8	5.6	
vs. Texas	12/19/21		26	2-5	.400	1-2	.500	0-0	.000	0/2/2	1.4	0	0	0/0	0	0	5	5.6	
vs. Wyoming	12/22/21		16	1-4	.250	0-1	.000	0-2	.000	0/1/1	1.4	0	0	2/0	0	1	2	5.2	
vs. Liberty	12/23/21		10	1-3	.333	1-3	.333	0-0	.000	0/0/0	1.3	2	0	0/1	0	0	3	5.0	
vs. USC	01/11/22		19	2-6	.333	2-4	.500	0-0	.000	0/3/3	1.4	2	0	3/0	0	1	6	5.1	
at Washington St.	01/13/22		13	0-3	.000	0-2	.000	0-0	.000	0/2/2	1.5	1	0	0/1	0	0	0	4.7	
at Washington	01/15/22		17	1-3	.333	0-1	.000	0-0	.000	1/2/3	1.6	0	0	0/2	0	0	2	4.5	
vs. Arizona	01/20/22	DNP																	
vs. Arizona St.	01/22/22	DNP																	
at USC	01/27/22	DNP																	

CAREER STATS

YEAR	GP	GS	MIN	AVG	FG	FGA	PCT	3-POINT			FT	FTA	PCT	REBOUNDING					PF	FO	AST	TO	BLK	STL	PTS	AVG
								FG	FGA	PCT				OFF	DEF	TOT	AVG									
2020-21	24	0	358	14.9	29	82	.354	11	42	.262	11	15	.733	5	22	27	1.1	15	0	9	24	0	13	80	3.3	
2021-22	14	0	199	14.2	22	58	.379	16	37	.432	3	6	.500	2	20	22	1.6	14	0	10	11	0	5	63	4.5	
TOTAL	38	0	557	14.7	51	140	.364	27	79	.342	14	21	.667	7	42	49	1.3	29	0	19	35	0	18	143	3.8	



#21 DANIEL BEGOVICH

5th | Guard | 6-5 | 215

San Francisco, Calif. | St. Ignatius College Prep | Economics

Three things to know...

- 1: Manager for first two seasons, earned spot on the team starting in 2019-20
- 2: Two brothers at Stanford, including Neal, a redshirt sophomore on the men's basketball team
- 3: Spent the summer as an Analyst with the Tech Media and Telecom Investment Banking Team at Bank of America

Career Accolades: Two-time Pac-12 Academic Honor Roll (2020, 2021) ... Two-time NABC Honors Court (2020, 2021).

Trending: N/A

BEGOVICH'S CAREER HIGHS

Points -
 FG -
 FGA 1, vs. Arizona 1/20/22
 3FG -
 3FGA 1, vs. Arizona 1/20/22
 FT -
 FTA -
 Rebounds 1, three times
 Assists -
 Blocks -
 Steals -
 Minutes 3, vs. North Carolina A&T 12/6/20

BEGOVICH'S SEASON HIGHS

Points -
 FG -
 FGA 1, vs. Arizona 1/20/22
 3FG -
 3FGA 1, vs. Arizona 1/20/22
 FT -
 FTA -
 Rebounds 1, vs. Valparaiso 11/17/21
 Assists -
 Blocks -
 Steals -
 Minutes 2, twice

2021-22 GAME-BY-GAME

Opponent	Date	GS	Min	FG-FGA	Pct	3FG-FGA	Pct	FT-FTA	Pct	O/D/T	Avg	PF	FO	A/T	B	S	P	Avg
Tarleton State	11/09/21	DNP																
at Santa Clara	11/12/21	DNP																
San Jose State	11/15/21	DNP																
Valparaiso	11/17/21		2	0-0	.000	0-0	.000	0-0	.000	0/1/1	1.0	0	0	0/0	0	0	0	0.0
at Baylor	11/20/21	DNP																
NC A&T	11/23/21		2	0-0	.000	0-0	.000	0-0	.000	0/0/0	0.5	0	0	0/1	0	0	0	0.0
at Colorado	11/28/21	DNP																
Oregon	12/12/21	DNP																
Dartmouth	12/16/21	DNP																
vs. Texas	12/19/21	DNP																
vs. Wyoming	12/22/21	DNP																
vs. Liberty	12/23/21	DNP																
vs. USC	01/11/22	DNP																
at Washington St.	01/13/22	DNP																
at Washington	01/15/22	DNP																
vs. Arizona	01/20/22		1	0-1	.000	0-1	.000	0-0	.000	0/0/0	0.3	0	0	0/0	0	0	0	0.0
vs. Arizona St.	01/22/22	DNP																
at USC	01/27/22	DNP																

CAREER STATS

YEAR	GP	GS	MIN	AVG	FG	FGA	PCT	3-POINT			FT	FTA	PCT	REBOUNDING							PTS	AVG			
								FG	FGA	PCT				OFF	DEF	TOT	AVG	PF	FO	AST			TO	BLK	STL
2019-20	4	0	5	1.3	0	0	.000	0	0	.000	0	0	.000	1	0	1	0.3	1	0	0	1	0	0	0	0.0
2020-21	5	1	7	1.4	0	0	.000	0	0	.000	0	0	.000	0	1	1	0.2	0	0	0	1	0	0	0	0.0
2021-22	3	0	5	1.7	0	1	.000	0	1	.000	0	0	.000	0	1	1	0.3	0	0	0	1	0	0	0	0.0
TOTAL	12	1	17	1.4	0	1	.000	0	1	.000	0	0	.000	1	2	3	0.3	1	0	0	3	0	0	0	0.0



#22 JAMES KEEFE

Junior | Forward | 6-9 | 235

Los Angeles, Calif. | Loyola | Economics

Three things to know...

1: Physical rim-running forward, tireless worker. Can defend both post positions.

2: Son of Adam Keefe, a nine-year NBA veteran and Stanford's all-time leading rebounder (1,119) and third-leading scorer (2,319), and Kristin Klein Keefe, an Olympian and four-time All-American on the Stanford volleyball team. Sisters Caitlin and Michaela, class of 2020, played for Stanford's volleyball team, and won three national titles.

3: Spent the summer as an Equity Analyst Intern for Nuveen NWQ Investment Management

Career Accolades: 2021 Pac-12 Academic Honor Roll.

Trending: Scored a career-high 12 points with nine rebounds and a career-high four assists against Dartmouth (Dec. 16) ... First-career double-digit rebound game came at NC A&T (Dec. 6, 2020) ... Started last 11 games, first starts of his career. Stanford is 8-3 in games Keefe starts ... Scored 10 points with a career-best 6-for-7 mark at the free throw line vs. Arizona State (Jan. 22) ... Card is 7-1 when Keefe grabs multiple offensive rebounds.

KEEFE'S CAREER HIGHS

Points 12, vs. Dartmouth 12/16/21
 FG 5, vs. Dartmouth 12/16/21
 FGA 8, vs. Dartmouth 12/16/21
 3FG -
 3FGA -
 FT 6, vs. Arizona State 1/22/22
 FTA 7, three times
 Rebounds 10, at North Carolina A&T 12/6/20
 Assists 4, vs. Dartmouth 12/16/21
 Blocks 3, vs. USC 1/11/22
 Steals 2, vs. Arizona 1/20/22
 Minutes 32, vs. Dartmouth 12/16/21

KEEFE'S SEASON HIGHS

Points 12, vs. Dartmouth 12/16/21
 FG 5, vs. Dartmouth 12/16/21
 FGA 8, vs. Dartmouth 12/16/21
 3FG -
 3FGA -
 FT 6, vs. Arizona State 1/22/22
 FTA 7, twice
 Rebounds 9, vs. Dartmouth 12/16/21
 Assists 4, vs. Dartmouth 12/16/21
 Blocks 3, vs. USC 1/11/22
 Steals 2, vs. Arizona 1/20/22
 Minutes 32, vs. Dartmouth 12/16/21

Diamond Head Classic: 1.0 pts, 2.5 reb, 0.0 ast

2021-22 GAME-BY-GAME

Opponent	Date	GS	Min	FG-FGA	Pct	3FG-FGA	Pct	FT-FTA	Pct	O/D/T	Avg	PF	FO	A/T	B	S	P	Avg
Tarleton State	11/09/21		4	0-0	.000	0-0	.000	0-0	.000	0/1/1	1.0	0	0	0/0	0	0	0	0.0
at Santa Clara	11/12/21		4	0-0	.000	0-0	.000	0-0	.000	1/0/1	1.0	0	0	0/0	0	0	0	0.0
San Jose State	11/15/21	DNP																
Valparaiso	11/17/21		8	2-4	.500	0-0	.000	0-0	.000	1/2/3	1.7	0	0	0/0	0	0	4	1.3
at Baylor	11/20/21	DNP																
NC A&T	11/23/21		20	4-4	1.000	0-0	.000	0-3	.000	2/4/6	2.8	2	0	1/1	0	0	8	3.0
at Colorado	11/28/21		10	0-0	.000	0-0	.000	2-2	1.000	0/1/1	2.4	0	0	0/0	0	0	2	2.8
Oregon	12/12/21	*	25	0-1	.000	0-0	.000	3-7	.429	3/5/8	3.3	2	0	0/2	1	1	3	2.8
Dartmouth	12/16/21	*	32	5-8	.625	0-0	.000	2-5	.400	6/3/9	4.1	2	0	4/0	1	0	12	4.1
vs. Texas	12/19/21	*	12	0-0	.000	0-0	.000	0-0	.000	0/2/2	3.9	2	0	0/3	0	0	0	3.6
vs. Wyoming	12/22/21	*	24	1-3	.333	0-0	.000	0-2	.000	2/1/3	3.8	5	1	0/0	0	0	2	3.4
vs. Liberty	12/23/21	*	20	0-1	.000	0-0	.000	0-0	.000	1/1/2	3.6	4	0	0/0	1	0	0	3.1
vs. USC	01/11/22	*	26	3-5	.600	0-0	.000	2-3	.667	0/3/3	3.5	1	0	0/1	3	1	8	3.5
at Washington St.	01/13/22	*	25	4-4	1.000	0-0	.000	0-1	.000	1/5/6	3.8	3	0	1/1	0	1	8	3.9
at Washington	01/15/22	*	16	3-5	.600	0-0	.000	1-2	.500	2/1/3	3.7	0	0	0/3	0	1	7	4.2
vs. Arizona	01/20/22	*	11	0-0	.000	0-0	.000	1-2	.500	2/0/2	3.6	2	0	1/3	0	2	1	3.9
vs. Arizona St.	01/22/22	*	25	2-2	1.000	0-0	.000	6-7	.857	2/3/5	3.7	2	0	1/1	0	0	10	4.3
at USC	01/27/22	*	25	2-2	1.000	0-0	.000	0-0	.000	4/2/6	3.8	1	0	1/0	0	1	4	4.3

CAREER STATS

YEAR	GP	GS	MIN	AVG	FG	FGA	PCT	3-POINT			FT	FTA	PCT	REBOUNDING							PTS	AVG			
								FG	FGA	PCT				OFF	DEF	TOT	AVG	PF	FO	AST			TO	BLK	STL
2019-20	30	0	272	9.1	27	51	.529	0	0	.000	12	32	.375	16	44	60	2.0	42	0	4	11	7	5	66	2.2
2020-21	24	0	182	7.6	9	26	.346	0	0	.000	12	20	.600	14	28	42	1.8	18	0	6	7	3	4	30	1.3
2021-22	16	11	287	17.9	26	39	.667	0	0	.000	17	34	.500	27	34	61	3.8	26	1	9	15	6	7	69	4.3
TOTAL	70	11	741	10.6	62	116	.534	0	0	.000	41	86	.477	57	106	163	2.3	86	1	19	33	16	16	165	2.4



#23 BRANDON ANGEL

Sophomore | Forward | 6-8 | 230

San Diego, Calif. | Torrey Pines | Undeclared

Three things to know...

1: 247Sports four-star recruit (#123). Top-25 rated forward nationally

2: Elite shooter in high school, can line up at either forward position. Chose Stanford over California and Wisconsin

3: All-CIF first team selection as a senior at Torrey Pines

Career Accolades: N/A

Trending: Career-high 18 points on 7-for-7 shooting Dec. 16 against Dartmouth ... Multiple field goals in 13 of last 14 games ... Averaging 11.4 points per game over the last 10 games, which ranks second on the team, while shooting 50.6 percent from the floor and 41.2 percent from 3-point range ... Four games of 13 or more points in the last seven outings.

ANGEL'S CAREER HIGHS

Points 18, vs. Dartmouth 12/16/21
 FG 7, vs. Dartmouth 12/16/21
 FGA 11, at Washington State 1/13/22
 3FG 3, three times
 3FGA 6, vs. Arizona State 1/22/22
 FT 7, vs. Arizona State 1/22/22
 FTA 7, vs. Arizona State 1/22/22
 Rebounds 6, three times
 Assists 2, three times
 Blocks 1, three times
 Steals 3, at Washington State 1/13/22
 Minutes 29, at Colorado 11/28/21

ANGEL'S SEASON HIGHS

Points 18, vs. Dartmouth 12/16/21
 FG 7, vs. Dartmouth 12/16/21
 FGA 11, at Washington State 1/13/22
 3FG 3, twice
 3FGA 6, vs. Arizona State 1/22/22
 FT 7, vs. Arizona State 1/22/22
 FTA 7, vs. Arizona State 1/22/22
 Rebounds 6, three times
 Assists 2, twice
 Blocks 1, twice
 Steals 3, at Washington State 1/13/22
 Minutes 29, at Colorado 11/28/21

Diamond Head Classic: 12.0 pts, 6.0 reb, 0.5 ast. 13th in tournament in scoring, eighth in rebounds, fourth in defensive rebounds, sixth in free throw percentage.

2021-22 GAME-BY-GAME

Opponent	Date	GS	Min	FG-FGA	Pct	3FG-FGA	Pct	FT-FTA	Pct	O/D/T	Avg	PF	FO	A/T	B	S	P	Avg
Tarleton State	11/09/21	14	0-1	.000	0-1	.000	0-2	.000	1/0/1	1.0	0	0	0/0	0	0	0	0	0.0
at Santa Clara	11/12/21	12	0-2	.000	0-1	.000	0-0	.000	1/1/2	1.5	2	0	1/0	0	0	0	0	0.0
San Jose State	11/15/21	8	1-2	.500	0-0	.000	1-1	1.000	1/2/3	2.0	2	0	0/2	0	0	3	1.0	
Valparaiso	11/17/21	19	4-5	.800	3-4	.750	2-2	1.000	0/1/1	1.8	1	0	1/1	0	0	13	4.0	
at Baylor	11/20/21	19	2-3	.667	1-2	.500	0-0	.000	1/1/2	1.8	4	0	1/0	1	0	5	4.2	
NC A&T	11/23/21	12	2-6	.333	0-2	.000	1-3	.333	0/3/3	2.0	1	0	0/0	0	0	5	4.3	
at Colorado	11/28/21	29	3-7	.429	1-4	.250	6-6	1.000	2/2/4	2.3	1	0	1/3	0	2	13	5.6	
Oregon	12/12/21	7	0-2	.000	0-2	.000	0-0	.000	0/0/0	2.0	2	0	0/1	0	0	0	4.9	
Dartmouth	12/16/21	25	7-7	1.000	1-1	1.000	3-5	.600	1/3/4	2.2	1	0	0/0	0	0	18	6.3	
vs. Texas	12/19/21	17	3-6	.500	1-2	.500	0-0	.000	1/1/2	2.2	3	0	1/2	0	0	7	6.4	
vs. Wyoming	12/22/21	27	2-7	.286	1-2	.500	2-2	1.000	0/6/6	2.5	1	0	0/0	0	0	7	6.5	
vs. Liberty	12/23/21	25	6-8	.750	2-3	.667	3-4	.750	0/6/6	2.8	4	0	1/1	1	0	17	7.3	
vs. USC	01/11/22	15	3-6	.500	2-4	.500	0-0	.000	0/2/2	2.8	4	0	0/2	0	1	8	7.4	
at Washington St.	01/13/22	22	6-11	.545	2-4	.500	2-2	1.000	0/3/3	2.8	2	0	0/0	0	3	16	8.0	
at Washington	01/15/22	25	5-8	.625	2-4	.500	1-3	.333	0/1/1	2.7	0	0	2/1	0	0	13	8.3	
vs. Arizona	01/20/22	24	2-10	.200	0-4	.000	0-0	.000	1/1/2	2.6	3	0	0/1	0	0	4	8.1	
vs. Arizona St.	01/22/22	28	3-9	.333	3-6	.500	7-7	1.000	2/4/6	2.8	2	0	0/1	0	1	16	8.5	
at USC	01/27/22	26	3-7	.429	0-4	.000	2-2	1.000	0/0/0	2.7	1	0	2/1	0	0	8	8.5	

CAREER STATS

YEAR	GP	GS	MIN	AVG	FG	FGA	PCT	3-POINT			FT	FTA	PCT	REBOUNDING				PF	FO	AST	TO	BLK	STL	PTS	AVG
								FG	FGA	PCT				OFF	DEF	TOT	AVG								
2020-21	17	0	154	9.1	11	36	.306	5	20	.250	4	4	1.000	2	18	20	1.2	19	0	4	10	1	4	31	1.8
2021-22	18	0	354	19.7	52	107	.486	19	50	.380	30	39	.769	11	37	48	2.7	34	0	10	16	2	7	153	8.5
TOTAL	35	0	508	14.5	63	143	.441	24	70	.343	34	43	.791	13	55	68	1.9	53	0	14	26	3	11	184	5.3



#24 SAM BESKIND

Redshirt Junior | Guard | 6-4 | 190

Tuscon, Ariz. | Catalina Foothills | Masters: Management Science & Engineering

Three things to know...

1: Walk-on, but earned scholarship for 2019-20 season on team's foreign trip to Italy. Hard-nosed guard, good defender.

2: Led Stanford's efforts on #AllVoteNoPlay, on the NCAA's mandatory off-day on Election Day

3: Spent the summer as an Intern on the Global Consumer Planning Team at Nike

Career Accolades: Two-time Pac-12 Winter Academic Honor Roll (2020, 2021) ... 2021 NABC Honors Court.

Trending: Earned first-career start against San Jose State (Nov. 15), and played a career-high 23 minutes ... Already has a career-high for minutes played in a season ... Career-best four rebounds Dec. 16 vs. Dartmouth ... Spotlights in 'My Stanford Story' feature on GoStanford.com in December.

BESKIND'S CAREER HIGHS

Points 3, vs. Long Beach St. 11/12/19
 FG 1, three times
 FGA 4, vs. San Jose State 11/15/21
 3FG 1, vs. Long Beach St. 11/12/19
 3FGA 1, seven times
 FT 2, vs. Valparaiso 11/17/21
 FTA 2, twice
 Rebounds 4, vs. Dartmouth 12/16/21
 Assists 1, four times
 Blocks 1, vs. William & Mary 11/21/19
 Steals 2, vs. Valparaiso 11/17/21
 Minutes 23, vs. San Jose State 11/15/21

BESKIND'S SEASON HIGHS

Points 2, three times
 FG 1, twice
 FGA 4, vs. San Jose State 11/15/21
 3FG -
 3FGA 1, four times
 FT 2, vs. Valparaiso 11/17/21
 FTA 2, vs. Valparaiso 11/17/21
 Rebounds 4, vs. Dartmouth 12/16/21
 Assists 1, three times
 Blocks -
 Steals 2, vs. Valparaiso 11/17/21
 Minutes 23, vs. San Jose State 11/15/21

Diamond Head Classic: 0.0 pts, 0.0 reb, 0.0 ast

2021-22 GAME-BY-GAME

Opponent	Date	GS	Min	FG-FGA	Pct	3FG-FGA	Pct	FT-FTA	Pct	O/D/T	Avg	PF	FO	A/T	B	S	P	Avg
Tarleton State	11/09/21		8	0-1	.000	0-1	.000	0-0	.000	0/1/1	1.0	0	0	1/0	0	0	0	0.0
at Santa Clara	11/12/21		5	0-1	.000	0-0	.000	0-0	.000	0/0/0	0.5	1	0	0/0	0	1	0	0.0
San Jose State	11/15/21	*	23	1-4	.250	0-1	.000	0-0	.000	2/1/3	1.3	1	0	0/0	0	0	2	0.7
Valparaiso	11/17/21	*	12	0-1	.000	0-0	.000	2-2	1.000	0/0/0	1.0	0	0	0/1	0	2	2	1.0
at Baylor	11/20/21	*	8	0-1	.000	0-0	.000	0-0	.000	0/0/0	0.8	1	0	0/1	0	0	0	0.8
NC A&T	11/23/21		1	0-0	.000	0-0	.000	0-0	.000	0/0/0	0.7	0	0	0/0	0	0	0	0.7
at Colorado	11/28/21		4	0-0	.000	0-0	.000	0-0	.000	0/1/1	0.7	1	0	1/1	0	0	0	0.6
Oregon	12/12/21	DNP																
Dartmouth	12/16/21		15	0-1	.000	0-1	.000	0-0	.000	1/3/4	1.1	2	0	0/1	0	1	0	0.5
vs. Texas	12/19/21		1	0-0	.000	0-0	.000	0-0	.000	0/0/0	1.0	0	0	0/0	0	0	0	0.4
vs. Wyoming	12/22/21		3	0-0	.000	0-0	.000	0-0	.000	0/0/0	0.9	1	0	0/0	0	0	0	0.4
vs. Liberty	12/23/21		2	0-0	.000	0-0	.000	0-0	.000	0/0/0	0.8	1	0	0/1	0	0	0	0.4
vs. USC	01/11/22		0	0-0	.000	0-0	.000	0-0	.000	0/0/0	0.8	1	0	0/0	0	0	0	0.3
at Washington St.	01/13/22	DNP																
at Washington	01/15/22		2	0-0	.000	0-0	.000	0-0	.000	0/1/1	0.8	1	0	0/0	0	0	0	0.3
vs. Arizona	01/20/22		4	1-2	.500	0-1	.000	0-0	.000	0/2/2	0.9	1	0	1/0	0	0	2	0.4
vs. Arizona St.	01/22/22		1	0-0	.000	0-0	.000	0-0	.000	0/0/0	0.8	0	0	0/0	0	0	0	0.4
at USC	01/27/22	DNP																

CAREER STATS

YEAR	GP	GS	MIN	AVG	FG	FGA	PCT	3-POINT			FT	FTA	PCT	REBOUNDING								PTS	AVG			
								FG	FGA	PCT				OFF	DEF	TOT	AVG	PF	FO	AST	TO			BLK	STL	
2018-19	1	0	1	1.0	0	0	.000	0	0	.000	0	0	.000	0	0	0	0.0	0	0	0	0	0	0	0	0	0.0
2019-20	14	0	30	2.1	1	3	.333	1	3	.333	0	0	.000	0	3	3	0.2	4	0	1	1	1	0	3	0.2	
2020-21	11	0	18	1.6	1	2	.500	0	0	.000	1	3	.333	0	1	1	0.1	1	0	0	2	0	0	3	0.3	
2021-22	15	3	89	5.9	2	11	.182	0	4	.000	2	2	1.000	3	9	12	0.8	11	0	3	5	0	4	6	0.4	
TOTAL	41	3	138	3.4	4	16	.250	1	7	.143	3	5	.600	3	13	16	0.4	16	0	4	8	1	4	12	0.3	



#32 LUKAS KISUNAS

Senior | Forward | 6-10 | 265

Vilnius, Lithuania | Brewster Academy (N.H.) | Psychology

Three things to know...

- 1: Hard-nosed forward/center, terrific rebounder and screen setter
- 2: Competed at 2017 FIBA U18 European Championships in Slovakia, helping Lithuania to a third-place finish
- 3: Chose Stanford over Arizona and UConn

Career Accolades: Two-time Pac-12 Academic Honor Roll (2020, 2021) ... NABC Honors Court (2021)

Trending: Tied his career high in the season opener against Tarleton with 12 points ... First-career double-double Jan. 15 at Washington with 10 points and 12 rebounds.

Diamond Head Classic: 1.0 pts, 2.0 reb, 0.0 ast

KISUNAS' CAREER HIGHS

Points 12, three times
 FG 5, three times
 FGA 8, vs. Oregon State 2/27/21
 3FG -
 3FGA -
 FT 6, vs. Tarleton State 11/9/21
 FTA 8, vs. Tarleton State 11/9/21
 Rebounds 12, at Washington 1/15/22
 Assists 3, vs. Washington St. 1/11/20
 Blocks 2, three times
 Steals 3, vs. UNC Wilmington 12/1/19
 Minutes 33, vs. UCLA 1/23/21

KISUNAS' SEASON HIGHS

Points 12, vs. Tarleton State 11/9/21
 FG 5, at Colorado 11/28/21
 FGA 5, at Colorado 11/28/21
 3FG -
 3FGA -
 FT 6, vs. Tarleton State 11/9/21
 FTA 8, vs. Tarleton State 11/9/21
 Rebounds 12, at Washington 1/15/22
 Assists 1, six times
 Blocks 1, four times
 Steals 1, at Baylor 11/20/21
 Minutes 22, vs. Tarleton State 11/9/21

2021-22 GAME-BY-GAME

Opponent	Date	GS	Min	FG-FGA	Pct	3FG-FGA	Pct	FT-FTA	Pct	O/D/T	Avg	PF	FO	A/T	B	S	P	Avg
Tarleton State	11/09/21	*	22	3-3	1.000	0-0	.000	6-8	.750	1/4/5	5.0	4	0	0/3	0	0	12	12.0
at Santa Clara	11/12/21	*	12	1-3	.333	0-0	.000	0-0	.000	1/1/2	3.5	0	0	0/2	0	0	2	7.0
San Jose State	11/15/21		12	2-3	.667	0-0	.000	2-4	.500	1/3/4	3.7	3	0	0/0	1	0	6	6.7
Valparaiso	11/17/21		11	1-2	.500	0-0	.000	0-2	.000	2/1/3	3.5	3	0	0/2	0	0	2	5.5
at Baylor	11/20/21		11	0-2	.000	0-0	.000	0-0	.000	1/0/1	3.0	2	0	1/1	0	1	0	4.4
NC A&T	11/23/21		8	1-1	1.000	0-0	.000	0-0	.000	0/3/3	3.0	1	0	1/0	1	0	2	4.0
at Colorado	11/28/21		18	5-5	1.000	0-0	.000	1-1	1.000	3/6/9	3.9	1	0	0/1	0	0	11	5.0
Oregon	12/12/21		4	0-0	.000	0-0	.000	0-0	.000	1/0/1	3.5	1	0	1/1	0	0	0	4.4
Dartmouth	12/16/21		7	1-3	.333	0-0	.000	0-0	.000	1/2/3	3.4	1	0	0/0	0	0	2	4.1
vs. Texas	12/19/21		5	0-0	.000	0-0	.000	0-0	.000	0/0/0	3.1	2	0	0/0	0	0	0	3.7
vs. Wyoming	12/22/21		11	1-1	1.000	0-0	.000	0-0	.000	0/2/2	3.0	0	0	0/1	0	0	2	3.5
vs. Liberty	12/23/21		7	0-0	.000	0-0	.000	0-0	.000	0/2/2	2.9	1	0	0/0	0	0	0	3.3
vs. USC	01/11/22		11	0-0	.000	0-0	.000	0-0	.000	0/2/2	2.8	2	0	1/0	0	0	0	3.0
at Washington St.	01/13/22		11	1-1	1.000	0-0	.000	0-0	.000	0/4/4	2.9	3	0	1/2	1	0	2	2.9
at Washington	01/15/22		21	3-4	.750	0-0	.000	4-4	1.000	3/9/12	3.5	2	0	1/0	1	0	10	3.4
vs. Arizona	01/20/22		5	0-0	.000	0-0	.000	0-0	.000	0/2/2	3.4	2	0	0/1	0	0	0	3.2
vs. Arizona St.	01/22/22		7	0-0	.000	0-0	.000	0-1	.000	0/0/0	3.2	1	0	0/2	0	0	0	3.0
at USC	01/27/22		3	0-0	.000	0-0	.000	0-0	.000	0/0/0	3.1	2	0	0/0	0	0	0	2.8

CAREER STATS

YEAR	GP	GS	MIN	AVG	FG	FGA	PCT	3-POINT			FT	FTA	PCT	REBOUNDING							PTS	AVG			
								FG	FGA	PCT				OFF	DEF	TOT	AVG	PF	FO	AST			TO	BLK	STL
2018-19	28	0	172	6.1	17	33	.515	0	0	.000	11	18	.611	16	33	49	1.8	30	0	4	10	7	1	45	1.6
2019-20	32	5	354	11.1	34	63	.540	0	0	.000	10	24	.417	38	53	91	2.8	50	1	19	39	9	7	78	2.4
2020-21	26	14	410	15.8	34	62	.548	0	0	.000	17	37	.459	27	61	88	3.4	49	0	13	24	10	6	85	3.3
2021-22	18	2	186	10.3	19	28	.679	0	0	.000	13	20	.650	14	41	55	3.1	31	0	6	16	4	1	51	2.8
TOTAL	104	21	1122	10.8	104	186	.559	0	0	.000	51	99	.515	95	188	283	2.7	160	1	42	89	30	15	259	2.5



#42 MAXIME RAYNAUD

Freshman | Forward | 7-1 | 240

Paris, France | Lycee Henri IV | Undeclared

Three things to know...

1: Played for Espoirs Nanterre before Stanford, where he averaged 12.8 points and 8.7 rebounds per game. Can stretch his game to the 3-point line. Teammate of projected 2023 NBA top pick Victor Wembanyama.

2: Part of French national team system. Won a silver medal at the FIBA U16 European Championships in 2019 in Italy.

3: Attended the prestigious Lycee Henri IV in Paris, interested in astrophysics

Career Accolades: N/A

Trending: First-career double-double in second-career game, with 16 points and 10 rebounds against Santa Clara (Nov. 12) ... Third among all Pac-12 freshmen with 4.1 rebounds per game, fifth at 4.9 points per game.

RAYNAUD'S CAREER HIGHS

Points.....16, at Santa Clara 11/12/21
 FG.....7, at Santa Clara 11/12/21
 FGA.....9, at Santa Clara 11/12/21
 3FG.....1, six times
 3FGA.....2, three times
 FT.....2, twice
 FTA.....4, vs. San Jose State 11/15/21
 Rebounds.....10, at Santa Clara 11/12/21
 Assists.....4, at Santa Clara 11/12/21
 Blocks.....2, vs. Texas 12/19/21
 Steals.....2, vs. Valparaiso 11/17/21
 Minutes.....24, vs. Texas 12/19/21

RAYNAUD'S SEASON HIGHS

Points.....16, at Santa Clara 11/12/21
 FG.....7, at Santa Clara 11/12/21
 FGA.....9, at Santa Clara 11/12/21
 3FG.....1, six times
 3FGA.....2, three times
 FT.....2, twice
 FTA.....4, vs. San Jose State 11/15/21
 Rebounds.....10, at Santa Clara 11/12/21
 Assists.....4, at Santa Clara 11/12/21
 Blocks.....2, vs. Texas 12/19/21
 Steals.....2, vs. Valparaiso 11/17/21
 Minutes.....24, vs. Texas 12/19/21

Diamond Head Classic: 1.5 pts, 2.0 reb, 0.5 ast

2021-22 GAME-BY-GAME

Opponent	Date	GS	Min	FG-FGA	Pct	3FG-FGA	Pct	FT-FTA	Pct	O/D/T	Avg	PF	FO	A/T	B	S	P	Avg
Tarleton State	11/09/21		11	1-2	.500	0-0	.000	0-0	.000	1/5/6	6.0	0	0	0/1	0	0	2	2.0
at Santa Clara	11/12/21		22	7-9	.778	1-2	.500	1-1	1.000	5/5/10	8.0	5	1	4/2	1	0	16	9.0
San Jose State	11/15/21	*	23	5-7	.714	0-1	.000	1-4	.250	2/4/6	7.3	1	0	0/2	1	0	11	9.7
Valparaiso	11/17/21	*	21	3-6	.500	1-1	1.000	2-2	1.000	0/3/3	6.3	0	0	1/2	0	2	9	9.5
at Baylor	11/20/21	*	20	1-5	.200	0-2	.000	1-2	.500	1/1/2	5.4	0	0	2/5	0	0	3	8.2
NC A&T	11/23/21	*	12	3-4	.750	1-1	1.000	0-0	.000	3/3/6	5.5	0	0	0/2	0	0	7	8.0
at Colorado	11/28/21	*	12	1-1	1.000	1-1	1.000	0-0	.000	0/5/5	5.4	3	0	0/0	0	0	3	7.3
Oregon	12/12/21		8	1-3	.333	0-0	.000	1-1	1.000	1/0/1	4.9	2	0	0/0	0	0	3	6.8
Dartmouth	12/16/21		6	0-1	.000	0-0	.000	0-0	.000	0/1/1	4.4	0	0	0/1	0	1	0	6.0
vs. Texas	12/19/21		24	2-4	.500	0-0	.000	0-1	.000	1/6/7	4.7	1	0	1/1	2	1	4	5.8
vs. Wyoming	12/22/21		5	1-2	.500	1-2	.500	0-0	.000	1/2/3	4.5	3	0	1/1	1	0	3	5.5
vs. Liberty	12/23/21		4	0-0	.000	0-0	.000	0-0	.000	1/0/1	4.3	0	0	0/1	0	0	0	5.1
vs. USC	01/11/22																	
at Washington St.	01/13/22																	
at Washington	01/15/22																	
vs. Arizona	01/20/22		14	3-8	.375	1-1	1.000	2-2	1.000	4/2/6	4.4	2	0	0/3	1	0	9	5.4
vs. Arizona St.	01/22/22		8	1-2	.500	0-0	.000	1-1	1.000	0/2/2	4.2	2	0	1/1	0	0	3	5.2
at USC	01/27/22		9	0-2	.000	0-1	.000	0-0	.000	0/2/2	4.1	1	0	2/1	0	0	0	4.9

CAREER STATS

YEAR	GP	GS	MIN	AVG	FG	FGA	PCT	3-POINT			FT	FTA	PCT	REBOUNDING							PTS	AVG			
								FG	FGA	PCT				OFF	DEF	TOT	AVG	PF	FO	AST			TO	BLK	STL
2021-22	15	5	199	13.3	29	56	.518	6	12	.500	9	14	.643	20	41	61	4.1	20	1	12	23	6	4	73	4.9
TOTAL	15	5	199	13.3	29	56	.518	6	12	.500	9	14	.643	20	41	61	4.1	20	1	12	23	6	4	73	4.9



#55 HARRISON INGRAM

Freshman | Forward | 6-7 | 230

Dallas, Texas | St. Mark's | Undeclared

Three things to know...

1: Consensus five-star recruit, rated No. 12 nationally by Rivals, No. 16 by 247Sports and No. 20 by ESPN

2: Ninth McDonald's All-American in program history, gives Stanford a participant for the second-straight year for the first time in program history

3: Won a gold medal at the FIBA U19 World Cup with the United States, where head coach Jerod Haase was an assistant coach

Career Accolades: Preseason All-Pac-12 honorable mention ... Julius Erving Small Forward of the Year watch list ... Three-time Pac-12 Freshman of the Week (Nov. 15, Dec. 13, Dec. 20).

Trending: Pac-12's leading scorer among freshmen (11.6), only one averaging double figures ... One of four true freshmen in the country to average at least 11.0 points, 6.0 rebounds and 2.5 assists per game (Paolo Banchemo, Duke; Dillon Jones, Weber State; Devontae Blanton, Western Kentucky) ... One of seven players in the league with at least four double doubles ... Scored with 0.7 seconds left against Dartmouth to send the game to OT, which Stanford won 89-78.

Diamond Head Classic: 9.0 pts, 7.0 reb, 1.5 ast. Sixth in tournament in rebounding, third in offensive rebounds.

INGRAM'S CAREER HIGHS

Points..... 21, vs. USC 1/11/22
 FG..... 8, vs. San Jose State 11/15/21
 FGA..... 15, vs. Dartmouth 12/16/21
 3FG..... 3, three times
 3FGA..... 7, three times
 FT..... 6, three times
 FTA..... 10, vs. Arizona State 1/22/22
 Rebounds..... 11, vs. San Jose State 11/15/21
 Assists..... 6, vs. San Jose State 11/15/21
 Blocks..... 1, four times
 Steals..... 3, vs. Texas 12/19/21
 Minutes..... 38, twice

INGRAM'S SEASON HIGHS

Points..... 21, vs. USC 1/11/22
 FG..... 8, vs. San Jose State 11/15/21
 FGA..... 15, vs. Dartmouth 12/16/21
 3FG..... 3, three times
 3FGA..... 7, three times
 FT..... 6, three times
 FTA..... 10, vs. Arizona State 1/22/22
 Rebounds..... 11, vs. San Jose State 11/15/21
 Assists..... 6, vs. San Jose State 11/15/21
 Blocks..... 1, four times
 Steals..... 3, vs. Texas 12/19/21
 Minutes..... 38, twice

2021-22 GAME-BY-GAME

Opponent	Date	GS	Min	FG-FGA	Pct	3FG-FGA	Pct	FT-FTA	Pct	O/D/T	Avg	PF	FO	A/T	B	S	P	Avg
Tarleton State	11/09/21	*	31	7-11	.636	1-2	.500	1-1	1.000	3/4/7	7.0	2	0	1/1	0	0	16	16.0
at Santa Clara	11/12/21	*	29	5-13	.385	3-7	.429	6-7	.857	3/3/6	6.5	1	0	2/2	1	0	19	17.5
San Jose State	11/15/21	*	38	8-13	.615	2-3	.667	1-3	.333	4/7/11	8.0	3	0	6/1	0	1	19	18.0
Valparaiso	11/17/21	*	19	0-3	.000	0-2	.000	4-4	1.000	0/2/2	6.5	1	0	5/0	0	2	4	14.5
at Baylor	11/20/21	*	30	2-7	.286	0-1	.000	0-1	.000	2/7/9	7.0	2	0	2/0	1	0	4	12.4
NC A&T	11/23/21	*	27	4-9	.444	0-1	.000	6-7	.857	5/5/10	7.5	0	0	3/2	1	2	14	12.7
at Colorado	11/28/21	*	33	3-13	.231	2-7	.286	0-0	.000	1/1/2	6.7	2	0	5/3	0	0	8	12.0
Oregon	12/12/21	*	33	5-11	.455	3-7	.429	3-4	.750	2/6/8	6.9	2	0	5/2	0	1	16	12.5
Dartmouth	12/16/21	*	38	6-15	.400	1-4	.250	0-0	.000	0/7/7	6.9	1	0	2/1	0	1	13	12.6
vs. Texas	12/19/21	*	31	5-13	.385	0-4	.000	5-5	1.000	2/5/7	6.9	2	0	3/4	0	3	15	12.8
vs. Wyoming	12/22/21	*	18	1-4	.250	0-2	.000	3-4	.750	4/3/7	6.9	2	0	1/1	0	0	5	12.1
vs. Liberty	12/23/21	*	32	4-8	.500	1-2	.500	4-7	.571	2/5/7	6.9	3	0	2/5	0	1	13	12.2
vs. USC	01/11/22	*	33	6-11	.545	3-5	.600	6-7	.857	5/5/10	7.2	2	0	2/0	0	1	21	12.8
at Washington St.	01/13/22	*	30	1-6	.167	0-3	.000	2-3	.667	0/4/4	6.9	2	0	3/3	0	0	4	12.2
at Washington	01/15/22	*	23	2-6	.333	2-4	.500	1-2	.500	1/6/7	6.9	2	0	2/4	1	1	7	11.9
vs. Arizona	01/20/22	*	27	2-7	.286	1-2	.500	0-1	.000	3/4/7	6.9	2	0	1/0	0	2	5	11.4
vs. Arizona St.	01/22/22	*	34	3-7	.429	2-3	.667	5-10	.500	6/4/10	7.1	1	0	3/4	0	0	13	11.5
at USC	01/27/22	*	36	4-10	.400	2-6	.333	2-2	1.000	1/2/3	6.9	1	0	5/0	0	1	12	11.6

CAREER STATS

YEAR	GP	GS	MIN	AVG	FG	FGA	PCT	3-POINT			FT	FTA	PCT	REBOUNDING				PF	FO	AST	TO	BLK	STL	PTS	AVG
								FG	FGA	PCT				OFF	DEF	TOT	AVG								
2021-22	18	17	542	30.1	68	167	.407	23	65	.354	49	68	.721	44	80	124	6.9	31	0	53	33	4	16	208	11.6
TOTAL	18	17	542	30.1	68	167	.407	23	65	.354	49	68	.721	44	80	124	6.9	31	0	53	33	4	16	208	11.6



**2021-22 Stanford Men's Basketball
Team Game-by-Game
All games**

Opponent	Date	Score		Total		3-Pointers		Free throws		Rebounds										
				FG-FGA	PCT	3FG-3FGA	PCT	FT-FTA	PCT	OFF	DEF	TOT	AVG	PF	A	TO	BLK	STL	PTS	AVG
Tarleton St.	11/09/2021	62-50	W	20-47	.426	6-21	.286	16-22	.727	11	25	36	36.0	11	12	14	1	3	62	62.0
at Santa Clara	11/12/2021	72-88	L	28-71	.394	7-25	.280	9-10	.900	17	21	38	37.0	18	13	15	3	7	72	67.0
San Jose St.	11/15/2021	76-62	W	30-61	.492	4-14	.286	12-25	.480	17	25	42	38.7	20	15	9	2	6	76	70.0
Valparaiso	11/17/2021	74-60	W	25-54	.463	11-23	.478	13-18	.722	5	27	32	37.0	14	18	14	4	10	74	71.0
at Baylor	11/20/2021	48-86	L	18-45	.400	4-13	.308	8-16	.500	11	21	32	36.0	18	10	22	3	5	48	66.4
N.C. A&T	11/23/2021	79-65	W	28-64	.438	8-25	.320	15-25	.600	18	33	51	38.5	14	19	16	4	5	79	68.5
at Colorado	11/28/2021	76-80	L	26-52	.500	10-24	.417	14-15	.933	7	25	32	37.6	24	16	15	0	2	76	69.6
Oregon	12/12/2021	72-69	W	25-57	.439	8-24	.333	14-20	.700	14	22	36	37.4	20	13	17	3	8	72	69.9
Dartmouth	12/16/2021	89-78	Wot	35-68	.515	6-17	.353	13-25	.520	15	30	45	38.2	16	14	10	2	6	89	72.0
vs Texas	12/19/2021	53-60	L	20-48	.417	4-16	.250	9-13	.692	10	23	33	37.7	18	13	22	3	7	53	70.1
vs Wyoming	12/22/2021	66-63	W	24-62	.387	5-22	.227	13-20	.650	14	27	41	38.0	16	11	8	3	3	66	69.7
vs Liberty	12/23/2021	79-76	W	25-44	.568	12-20	.600	17-27	.630	6	32	38	38.0	25	14	23	3	3	79	70.5
Southern California	01/11/2022	75-69	W	25-57	.439	10-24	.417	15-21	.714	7	25	32	37.5	24	16	11	3	10	75	70.8
at Washington St.	01/13/2022	62-57	W	23-49	.469	6-19	.316	10-17	.588	7	27	34	37.3	17	13	19	3	10	62	70.2
at Washington	01/15/2022	64-67	L	22-49	.449	6-20	.300	14-23	.609	15	32	47	37.9	17	12	21	6	3	64	69.8
Arizona	01/20/2022	57-85	L	21-70	.300	7-23	.304	8-15	.533	21	21	42	38.2	23	10	17	2	8	57	69.0
Arizona St.	01/22/2022	79-76	W	19-50	.380	9-19	.474	32-41	.780	14	22	36	38.1	16	12	18	1	9	79	69.6
at Southern California	01/27/2022	64-61	W	23-54	.426	9-21	.429	9-11	.818	9	20	29	37.6	13	16	9	1	6	64	69.3
Total		1247		437-1002	.436	132-370	.357	241-364	.662	218	458	676	37.6	324	247	280	47	111	1247	69.3
Opponents		1252		453-1008	.449	140-425	.329	206-304	.678	134	400	534	29.7	329	215	219	67	133	1252	69.6

Stanford Averages

Games Played	Points/game	FG Pct	3FG Pct	FT Pct	Rebounds/game	Assists/game	Turnovers/game	Assist/Turnover ratio	Steals/game	Blocks/game
18	69.3	43.6	35.7	66.2	37.6	13.7	15.6	0.9	6.2	2.6



**2021-22 Stanford Men's Basketball
Opponents Game-by-Game
All games**

Opponent	Date	Score		Total		3-Pointers		Free throws		Rebounds										
				FG-FGA	PCT	3FG-3FGA	PCT	FT-FTA	PCT	OFF	DEF	TOT	AVG	PF	A	TO	BLK	STL	PTS	AVG
Tarleton St.	11/09/2021	62-50	W	21-52	.404	7-25	.280	1-3	.333	7	18	25	25.0	20	8	14	1	6	50	50.0
at Santa Clara	11/12/2021	72-88	L	34-57	.596	12-25	.480	8-15	.533	5	26	31	28.0	12	27	12	5	6	88	69.0
San Jose St.	11/15/2021	76-62	W	21-46	.457	6-20	.300	14-25	.560	6	21	27	27.7	23	5	14	4	5	62	66.7
Valparaiso	11/17/2021	74-60	W	21-51	.412	8-27	.296	10-12	.833	2	23	25	27.0	16	6	19	3	9	60	65.0
at Baylor	11/20/2021	48-86	L	33-60	.550	10-26	.385	10-17	.588	10	21	31	27.8	16	20	9	3	16	86	69.2
N.C. A&T	11/23/2021	79-65	W	23-68	.338	10-34	.294	9-12	.750	10	21	31	28.3	21	10	11	2	12	65	68.5
at Colorado	11/28/2021	76-80	L	27-55	.491	7-19	.368	19-26	.731	9	19	28	28.3	14	12	6	3	8	80	70.1
Oregon	12/12/2021	72-69	W	23-56	.411	7-20	.350	16-23	.696	13	17	30	28.5	18	7	12	3	8	69	70.0
Dartmouth	12/16/2021	89-78	Wot	28-61	.459	10-22	.455	12-14	.857	4	27	31	28.8	21	11	12	4	6	78	70.9
vs Texas	12/19/2021	53-60	L	24-56	.429	4-16	.250	8-12	.667	9	20	29	28.8	17	10	13	2	8	60	69.8
vs Wyoming	12/22/2021	66-63	W	26-61	.426	4-23	.174	7-13	.538	10	25	35	29.4	16	11	7	2	3	63	69.2
vs Liberty	12/23/2021	79-76	W	23-56	.411	10-26	.385	20-28	.714	3	19	22	28.8	22	9	10	2	6	76	69.8
Southern California	01/11/2022	75-69	W	21-49	.429	6-21	.286	21-32	.656	4	29	33	29.1	19	12	11	8	5	69	69.7
at Washington St.	01/13/2022	62-57	W	23-57	.404	7-26	.269	4-10	.400	11	23	34	29.4	16	10	17	3	8	57	68.8
at Washington	01/15/2022	64-67	L	21-59	.356	10-28	.357	15-22	.682	11	15	26	29.2	19	11	8	4	8	67	68.7
Arizona	01/20/2022	57-85	L	31-56	.554	6-21	.286	17-21	.810	6	33	39	29.8	17	20	14	8	5	85	69.7
Arizona St.	01/22/2022	79-76	W	31-59	.525	7-25	.280	7-9	.778	7	23	30	29.8	28	9	16	6	9	76	70.1
at Southern California	01/27/2022	64-61	W	22-49	.449	9-21	.429	8-10	.800	7	20	27	29.7	14	17	14	4	5	61	69.6
Total		1252		453-1008	.449	140-425	.329	206-304	.678	134	400	534	29.7	329	215	219	67	133	1252	69.6
Stanford		1247		437-1002	.436	132-370	.357	241-364	.662	218	458	676	37.6	324	247	280	47	111	1247	69.3

Opponents Averages

Games Played	Points/game	FG Pct	3FG Pct	FT Pct	Rebounds/game	Assists/game	Turnovers/game	Assist/Turnover ratio	Steals/game	Blocks/game
18	69.6	44.9	32.9	67.8	29.7	11.9	12.2	1.0	7.4	3.7



2021-22 Stanford Men's Basketball Combined Team Statistics All games

Game Records

Record	Overall	Home	Away	Neutral
ALL GAMES	12-6	8-1	2-4	2-1
CONFERENCE	5-3	3-1	2-2	0-0
NON-CONFERENCE	7-3	5-0	0-2	2-1

Score by Periods

Team	1st	2nd	OT	TOT
Stanford	571	661	15	1247
Opponents	622	626	4	1252

Team Box Score

No.	Player	Total			3-Point			F-Throw		Rebounds				Other				PTS	AVG			
		GP-GS	MIN	AVG	FG-FGA	FG%	3FG-3FGA	3FG%	FT-FTA	FT%	OFF	DEF	TOT	AVG	PF	DQ	A			TO	BLK	STL
55	INGRAM, Harrison	18-17	542:34	30.1	68-167	.407	23-65	.354	49-68	.721	44	80	124	6.9	31	0	53	33	4	16	208	11.6
11	DELAIRE, Jaiden	18-14	420:05	23.3	66-154	.429	11-29	.379	59-90	.656	28	52	80	4.4	31	0	17	40	7	12	202	11.2
14	JONES, Spencer	17-17	439:46	25.9	61-132	.462	26-77	.338	22-30	.733	22	51	73	4.3	46	1	22	23	9	17	170	10.0
23	ANGEL, Brandon	18-0	351:58	19.6	52-107	.486	19-50	.380	30-39	.769	11	37	48	2.7	34	0	10	16	2	7	153	8.5
5	O'CONNELL, Michael	18-18	466:02	25.9	49-128	.383	12-42	.286	18-31	.581	6	39	45	2.5	31	0	70	35	1	18	128	7.1
42	RAYNAUD, Maxime	15-5	199:31	13.3	29-56	.518	6-12	.500	9-14	.643	20	41	61	4.1	20	1	12	23	6	4	73	4.9
20	TAITZ, Noah	14-0	198:09	14.2	22-58	.379	16-37	.432	3-6	.500	2	20	22	1.6	14	0	10	11	0	5	63	4.5
22	KEEFE, James	16-11	286:52	17.9	26-39	.667	0-0	.000	17-34	.500	27	34	61	3.8	26	1	9	15	6	7	69	4.3
1	SILVA, Isa	18-0	258:24	14.4	26-63	.413	10-19	.526	7-13	.538	6	20	26	1.4	30	0	27	30	1	16	69	3.8
10	MURRELL, Max	18-3	166:03	9.2	16-53	.302	9-32	.281	12-17	.706	6	14	20	1.1	16	0	7	11	7	4	53	2.9
32	KISUNAS, Lukas	18-2	185:17	10.3	19-28	.679	0-0	.000	13-20	.650	14	41	55	3.1	31	0	6	16	4	1	51	2.8
0	BEGOVIICH, Neal	3-0	08:06	2.7	1-1	1.000	0-0	.000	0-0	.000	0	0	0	0.0	2	0	0	0	0	0	2	0.7
24	BESKIND, Sam	15-3	89:05	5.9	2-11	.182	0-4	.000	2-2	1.000	3	9	12	0.8	11	0	3	5	0	4	6	0.4
3	MOSS, Jarvis	3-0	08:34	2.9	0-4	.000	0-2	.000	0-0	.000	0	0	0	0.0	1	0	1	1	0	0	0	0.0
21	BEGOVIICH, Daniel	3-0	04:33	1.5	0-1	.000	0-1	.000	0-0	.000	0	1	1	0.3	0	0	0	1	0	0	0	0.0
Team											29	19	48				20					
Total		18	3625		437-1002	.436	132-370	.357	241-364	.662	218	458	676	37.6	324	3	247	280	47	111	1247	69.3
Opponents		18	3625		453-1008	.449	140-425	.329	206-304	.678	134	400	534	29.7	329	6	215	219	67	133	1252	69.6

Team Statistics

	STAN	OPP
Scoring	1247	1252
Points per game	69.3	69.6
Scoring margin	-0.3	-
Field goals-att	437-1002	453-1008
Field goal pct	.436	.449
3 point fg-att	132-370	140-425
3-point FG pct	.357	.329
3-pt FG made per game	7.3	7.8
Free throws-att	241-364	206-304
Free throw pct	.662	.678
F-Throws made per game	13.4	11.4
Rebounds	676	534
Rebounds per game	37.6	29.7
Rebounding margin	+7.9	-
Assists	247	215
Assists per game	13.7	11.9
Turnovers	280	219
Turnovers per game	15.6	12.2
Turnover margin	-3.4	-
Assist/turnover ratio	0.9	1.0
Steals	111	133
Steals per game	6.2	7.4
Blocks	47	67
Blocks per game	2.6	3.7
Winning streak	2	-
Home win streak	1	-
Attendance	17506	28837
Home games-Avg/Game	9-1945	6-4806
Neutral site-Avg/Game	-	3-3197

Team Results

Date	Opponent	Score	Att.
11/09/2021	Tarleton St.	W 62-50	3080
11/12/2021	at Santa Clara	L 72-88	2181
11/15/2021	San Jose St.	W 76-62	2492
11/17/2021	Valparaiso	W 74-60	2722
11/20/2021	at Baylor	L 48-86	7048
11/23/2021	N.C. A&T	W 79-65	2379
11/28/2021	at Colorado	L 76-80	6221
12/12/2021	Oregon	W 72-69	4181
12/16/2021	Dartmouth	Wot 89-78	2352
12/19/2021	vs Texas	L 53-60	1600
12/22/2021	vs Wyoming	W 66-63	4041
12/23/2021	vs Liberty	W 79-76	3951
01/11/2022	Southern California	W 75-69	100
01/13/2022	at Washington St.	W 62-57	2612
01/15/2022	at Washington	L 64-67	6627
01/20/2022	Arizona	L 57-85	100
01/22/2022	Arizona St.	W 79-76	100
01/27/2022	at Southern California	W 64-61	4148



**2021-22 Stanford Men's Basketball
Combined Team Statistics
In Conference games**

Game Records

Record	Overall	Home	Away	Neutral
ALL GAMES	5-3	3-1	2-2	0-0
CONFERENCE	5-3	3-1	2-2	0-0
NON-CONFERENCE	0-0	0-0	0-0	0-0

Score by Periods

Team	1st	2nd	OT	TOT
Stanford	253	296	0	549
Opponents	286	278	0	564

Team Box Score

No.	Player				Total		3-Point		F-Throw		Rebounds											
		GP-GS	MIN	AVG	FG-FGA	FG%	3FG-3FGA	3FG%	FT-FTA	FT%	OFF	DEF	TOT	AVG	PF	DQ	A	TO	BLK	STL	PTS	AVG
14	JONES, Spencer	8-8	215:11	26.9	29-63	.460	16-41	.390	13-17	.765	12	17	29	3.6	23	1	10	10	4	8	87	10.9
55	INGRAM, Harrison	8-8	248:46	31.1	26-71	.366	15-37	.405	19-29	.655	19	32	51	6.4	14	0	26	16	1	6	86	10.8
11	DELAIRE, Jaiden	8-8	177:36	22.2	27-68	.397	5-9	.556	22-32	.688	9	21	30	3.8	19	0	6	17	2	7	81	10.1
23	ANGEL, Brandon	8-0	176:29	22.1	25-60	.417	10-32	.313	18-20	.900	5	13	18	2.3	15	0	5	10	0	7	78	9.8
5	O'CONNELL, Michael	8-8	206:52	25.9	24-55	.436	6-18	.333	10-14	.714	0	19	19	2.4	17	0	30	15	0	6	64	8.0
22	KEEFE, James	8-7	163:10	20.4	14-19	.737	0-0	.000	15-24	.625	14	20	34	4.3	11	0	4	11	4	7	43	5.4
1	SILVA, Isa	8-0	109:58	13.7	13-31	.419	5-9	.556	2-4	.500	3	9	12	1.5	12	0	9	15	1	12	33	4.1
42	RAYNAUD, Maxime	5-1	50:35	10.1	6-16	.375	2-3	.667	4-4	1.000	5	11	16	3.2	10	0	3	5	1	0	18	3.6
20	TAITZ, Noah	5-0	72:44	14.5	6-19	.316	5-12	.417	1-2	.500	1	7	8	1.6	7	0	4	3	0	1	18	3.6
32	KISUNAS, Lukas	8-0	80:30	10.1	9-10	.900	0-0	.000	5-6	.833	7	23	30	3.8	14	0	4	7	2	0	23	2.9
0	BEGOVIICH, Neal	1-0	03:01	3.0	1-1	1.000	0-0	.000	0-0	.000	0	0	0	0.0	0	0	0	0	0	0	2	2.0
10	MURRELL, Max	8-0	79:22	9.9	3-20	.150	1-11	.091	7-11	.636	3	10	13	1.6	8	0	5	3	4	2	14	1.8
24	BESKIND, Sam	5-0	11:14	2.2	1-2	.500	0-1	.000	0-0	.000	0	4	4	0.8	4	0	2	1	0	0	2	0.4
21	BEGOVIICH, Daniel	1-0	01:03	1.1	0-1	.000	0-1	.000	0-0	.000	0	0	0	0.0	0	0	0	0	0	0	0	0.0
3	MOSS, Jarvis	1-0	03:29	3.5	0-2	.000	0-0	.000	0-0	.000	0	0	0	0.0	0	0	0	0	0	0	0	0.0
Team											16	8	24				14					
Total		8	1600		184-438	.420	65-174	.374	116-163	.712	94	194	288	36.0	154	1	108	127	19	56	549	68.6
Opponents		8	1600		199-440	.452	59-181	.326	107-153	.699	68	179	247	30.9	145	3	98	98	39	56	564	70.5

Team Statistics

	STAN	OPP
Scoring	549	564
Points per game	68.6	70.5
Scoring margin	-1.9	-
Field goals-att	184-438	199-440
Field goal pct	.420	.452
3 point fg-att	65-174	59-181
3-point FG pct	.374	.326
3-pt FG made per game	8.1	7.4
Free throws-att	116-163	107-153
Free throw pct	.712	.699
F-Throws made per game	14.5	13.4
Rebounds	288	247
Rebounds per game	36.0	30.9
Rebounding margin	+5.1	-
Assists	108	98
Assists per game	13.5	12.3
Turnovers	127	98
Turnovers per game	15.9	12.3
Turnover margin	-3.6	-
Assist/turnover ratio	0.9	1.0
Steals	56	56
Steals per game	7.0	7.0
Blocks	19	39
Blocks per game	2.4	4.9
Winning streak	2	-
Home win streak	1	-
Attendance	4481	19608
Home games-Avg/Game	4-1120	4-4902
Neutral site-Avg/Game	-	0-0

Team Results

Date	Opponent		Score	Att.
11/28/2021	at Colorado	L	76-80	6221
12/12/2021	Oregon	W	72-69	4181
01/11/2022	Southern California	W	75-69	100
01/13/2022	at Washington St.	W	62-57	2612
01/15/2022	at Washington	L	64-67	6627
01/20/2022	Arizona	L	57-85	100
01/22/2022	Arizona St.	W	79-76	100
01/27/2022	at Southern California	W	64-61	4148



0 **Neal Begovich**

F • 6-9 • 230 • R-So.
San Francisco, Calif.
St. Ignatius College Prep



1 **Isa Silva**

G • 6-4 • 190 • Fr.
Sacramento, Calif.
Jesuit



3 **Jarvis Moss**

G • 6-4 • 190 • Fr.
Concord, N.C.
Cannon School



5 **Michael O'Connell**

G • 6-2 • 190 • So.
Mineola, N.Y.
Blair Academy (N.J.)



10 **Max Murrell**

F • 6-9 • 225 • So.
Omaha, Neb.
Millard North




11 **Jaiden Delaire**

F • 6-9 • 215 • Sr.
North Granby, Conn.
Granby Memorial




12 **Keenan Fitzmorris**

C • 7-0 • 235 • R-Jr.
Overland Park, Kan.
New Hampton School (N.H.)



14 **Spencer Jones**

F • 6-7 • 225 • Jr.
Roeland Park, Kan.
Bishop Miege



20 **Noah Taitz**

G • 6-3 • 185 • So.
Las Vegas, Nev.
Bishop Gorman



21 **Daniel Begovich**

G • 6-5 • 215 • 5th
San Francisco, Calif.
St. Ignatius College Prep




22 **James Keefe**

F • 6-9 • 235 • Jr.
Los Angeles, Calif.
Loyola



23 **Brandon Angel**

F • 6-8 • 230 • So.
San Diego, Calif.
Torrey Pines




24 **Sam Beskind**

G • 6-4 • 190 • R-Jr.
Tucson, Ariz.
Catalina Foothills



32 **Lukas Kisunas**

F • 6-10 • 265 • Sr.
Vilnius, Lithuania
Brewster Academy (N.H.)



42 **Maxime Raynaud**

F • 7-1 • 240 • Fr.
Paris, France
Lycee Henri IV



55 **Harrison Ingram**

F • 6-7 • 230 • Fr.
Dallas, Texas
St. Mark's



Jerod Haase

Anne and Tony
Joseph Director of
Men's Basketball



Adam Cohen

Oscar da Silva
Associate Head Men's
Basketball Coach



Jesse Pruitt

James C. Gaither
Assistant Men's
Basketball Coach




Rob Ehsan

Assistant Coach



David Berkun

Assistant Athletics
Director, Men's
Basketball



Camryn Crocker

Director of Player
Development



Michael Chatman

Sports Performance
Coach



Jack Frost

Assistant to the Head
Coach



Dominic Vincentini

Associate Athletic
Trainer