



# STANFORD MEN'S BASKETBALL



@STANFORDMBB #GOSTANFORD

CONTACT: Zach Reynolds | 541.419.0615 | zreynold@stanford.edu

## 2021-22 SCHEDULE AND RESULTS

### NOVEMBER

<b>9 (Tue)</b>	<b>Tarleton State</b>	<b>W, 62-50</b>	<b>P12NET</b>
12 (Fri)	at Santa Clara	L, 72-88	CBSSN
<b>15 (Mon)</b>	<b>San Jose State</b>	<b>W, 76-62</b>	<b>P12NET</b>
<b>17 (Wed)</b>	<b>Valparaiso</b>	<b>W, 74-60</b>	<b>P12NET</b>
20 (Sat)	at #9/8 Baylor	L, 48-86	ESPN+
<b>23 (Tue)</b>	<b>North Carolina A&amp;T</b>	<b>W, 79-65</b>	<b>P12NET</b>
28 (Sun)	at Colorado *	L, 76-80	P12NET

### DECEMBER

<b>12 (Sun)</b>	<b>Oregon *</b>	<b>W, 72-69</b>	<b>P12NET</b>
<b>16 (Thu)</b>	<b>Dartmouth</b>	<b>W, 89-78 (ot)</b>	<b>P12NET</b>
19 (Sun)	vs. #17/17 Texas (1)	L, 53-60	ABC
22 (Wed)	vs. Wyoming (2)	W, 66-63	ESPNU
23 (Thu)	vs. Liberty (2)	W, 79-76	ESPN2
25 (Sat)	vs. Vanderbilt (2)	5:30 p.m.	ESPN2

### JANUARY

<b>2 (Sun)</b>	<b>California *</b>	<b>4 p.m.</b>	<b>P12NET</b>
<b>6 (Thu)</b>	<b>UCLA *</b>	<b>6:30 p.m.</b>	<b>ESPN</b>
<b>8 (Sat)</b>	<b>USC *</b>	<b>7 p.m.</b>	<b>ESPN2/U</b>
12 (Wed)	at Washington State *	8 p.m.	ESPNU
15 (Sat)	at Washington *	3 p.m.	P12NET
<b>20 (Thu)</b>	<b>Arizona *</b>	<b>8 p.m.</b>	<b>ESPN</b>
<b>22 (Sat)</b>	<b>Arizona State *</b>	<b>8 p.m.</b>	<b>FS1</b>
27 (Thu)	at USC *	8 p.m.	FS1
29 (Sat)	at UCLA *	6:30 p.m.	P12NET

### FEBRUARY

<b>3 (Thu)</b>	<b>Washington State *</b>	<b>6 p.m.</b>	<b>P12NET</b>
<b>6 (Sun)</b>	<b>Washington *</b>	<b>1 p.m.</b>	<b>ESPNU</b>
10 (Thu)	at Oregon *	6 p.m.	ESPN2
12 (Sat)	at Oregon State *	7:30 p.m.	P12NET
<b>17 (Thu)</b>	<b>Utah *</b>	<b>8 p.m.</b>	<b>ESPNU</b>
<b>19 (Sat)</b>	<b>Colorado *</b>	<b>7 p.m.</b>	<b>ESPN2/U</b>
26 (Sat)	at California *	5:30 p.m.	P12NET

### MARCH

3 (Thu)	at Arizona *	6 p.m.	ESPN2/U
5 (Sat)	at Arizona State *	12 p.m.	P12NET

\* Pac-12 game

**Bold indicates home game**

- (1) Pac-12 Coast-to-Coast Challenge, Las Vegas, Nev.
- (2) Diamond Head Classic, Honolulu, Hawaii

All times listed PT



**STANFORD**  
8-4, 1-1 Pac-12



**VANDERBILT**  
8-4, 0-0 SEC

VS.

## GAME INFORMATION

Date.....	December 25, 2021
Tip-Off Time.....	5:30 p.m. PT
Venue.....	SimpliFi Arena at Stan Sheriff Center
TV.....	ESPN2
Talent.....	Roxy Bernstein, Corey Williams
Stanford Radio.....	Cardinal Sports Network
Talent.....	Scott Reiss, John Platz
All-Time Series.....	Stanford leads, 3-0
Last Meeting.....	W, 78-75 (March 24, 2015)
Streak.....	W3

### SETTING THE SCENE

Stanford will compete for the Diamond Head Classic championship on Christmas, as the Cardinal takes on Vanderbilt at 5:30 p.m. PT on ESPN2. Stanford beat Wyoming and Liberty to advance to the final.

### THE OPENING TIP

- Stanford is 8-4 (1-1 Pac-12) on the season, including a 4-1 mark in December. Jaiden Delaire leads the team with 12.3 points per game, while Harrison Ingram is close behind with 12.2 points and a team-best 6.9 rebounds per game. Michael O'Connell paces the squad with 4.0 assists per outing.
- Showcasing the program's depth and balance, 11 Cardinal players have reached double figures in a game this season. The Cardinal is the only Pac-12 program to reach 11 players in this category.
- Stanford is 6-0 at home this season, besting opponents by an average of 11.3 points per game at Maples Pavilion. The Cardinal remained unbeaten in November home games since 2018 (12-0), and are off to a 6-0 start at home for the second time in three seasons. The Cardinal is 12-3 in December home games under Jerod Haase, and 8-1 over the last three-plus seasons.
- The Cardinal is 3-0 all-time against Vanderbilt, with the last two wins coming in tournament play. Stanford won the last time in the postseason NIT (2014-15) and in 1987-88 in the Vanderbilt Invitational.
- The Cardinal has outrebounded its opponent in all 12 games this season, posting a plus-9.3 margin on the glass, which is 16th-best nationally. Stanford holds foes to 28.8 rebounds per game, and ranks in the top-20 nationally in offensive rebound (36.1%) and defensive rebound percentage (77.9%) per KenPom.

### CHRISTMAS CARD

The Dec. 25 meeting with Vanderbilt is Stanford's second-ever game on Christmas Day, as it played Chaminade in the 1985 Western Airlines Chaminade Classic. The 1985-86 Stanford team first played UNLV on Christmas Eve before topping Chaminade on Christmas Day, and then island hopped to Maui for the Hawaii Pacific Tournament, where Stanford fell to Maryland and Fordham. Stanford is 14-15 all-time on the Hawaiian Islands.

### POSSIBLE STARTERS

No.	Player	Pos.	Ht.	Wt.	Yr.	PPG	RPG	APG
5	Michael O'Connell	G	6-2	190	So.	7.3	2.4	<b>4.0</b>
11	Jaiden Delaire	F	6-9	215	Sr.	<b>12.3</b>	4.8	1.0
14	Spencer Jones	F	6-7	225	Jr.	9.3	4.5	1.3
22	James Keefe	F	6-9	235	Jr.	3.1	3.6	0.5
55	Harrison Ingram	F	6-7	230	Fr.	12.2	<b>6.9</b>	3.1

### OFF THE BENCH

0	Neal Begovich	F	6-9	230	R-So.	0.0	0.0	0.0
1	Isa Silva	G	6-4	190	Fr.	3.7	1.4	1.6
3	Jarvis Moss	G	6-4	190	Fr.	0.0	0.0	0.5
10	Max Murrell	F	6-9	225	So.	3.5	0.8	0.4
12	Keenan Fitzmorris	C	7-0	235	R-Jr.	-	-	-
20	Noah Taitz	G	6-3	185	So.	5.0	1.3	0.6
21	Daniel Begovich	G	6-5	215	5th	0.0	0.5	0.0
23	Brandon Angel	F	6-8	230	So.	7.3	2.8	0.5
24	Sam Beskind	G	6-4	190	R-Jr.	0.4	0.8	0.2
32	Lukas Kisunas	F	6-10	265	Sr.	3.3	2.9	0.3
42	Maxime Raynaud	F	7-1	240	Fr.	5.1	4.3	0.8

\*Starters based on previous game

**ANNE AND TONY JOSEPH  
DIRECTOR OF MEN'S BASKETBALL  
JEROD HAASE**



In his first five seasons as Stanford's Anne and Tony Joseph Director of Men's Basketball, Jerod Haase has instilled an invested, tough and selfless attitude into the program.

Since arriving on The Farm, the Cardinal has won 82 games, recorded its best conference finish and most league wins in a decade and earned a postseason berth for the first time since 2015. The 2020 team was set to be postseason bound before the cancellation of the postseason.

The 2020-21 campaign was turned upside down by the COVID-19 global outbreak and subsequent restrictions in Santa Clara County, and Stanford showed its resilience and tenacity with a 14-13 overall record and 10 Pac-12 wins. The season included three wins over eventual Sweet 16 teams, two over Elite Eight programs, and a sweep of Arizona for the first time since 2008. Oscar da Silva established himself as one of the top forwards in the country - He was named the Pac-12 Scholar Athlete of the Year and an Academic All-American.

The Cardinal signed its third top-20 recruiting class in four seasons, led by five-star forward Harrison Ingram. Ingram gives the program a McDonald's All-American for the second-straight year, the first time in Stanford history the feat has been accomplished.

Stanford finished 20-12 overall in 2019-20, and remained solidly in contention for an NCAA Tournament berth throughout a season shortened by the COVID-19 global pandemic. Boasting the nation's No. 16-ranked scoring defense (KenPom No. 7), the Cardinal also shot its highest field goal percentage (.469) since 2003-04. The 20 wins marked Stanford's first such season since the 2014-15 campaign.

Haase and his staff capped the season with a top-10 national recruiting class for 2020 - it's second top-10 class since Haase joined the Cardinal - including top-five signee Ziaire Williams and four players rated at least four stars by one outlet.

Fueled by back-to-back top-25 recruiting classes, Haase's 2018-19 squad featured freshmen and sophomores accounting for 80 percent of the scoring and rebounding. With one of the youngest rosters in the nation, Stanford won 15 games facing one of the toughest road schedules in Division I. In 2017-18, Haase guided Stanford to a third-place finish in the Pac-12 with 11 conference wins, the program's highest finish and most league victories in 10 seasons and earned a postseason berth with a second-round appearance in the NIT.

Haase was appointed Stanford's 18th head coach in school history on March 25, 2016. During Haase's first season in 2016-17, Stanford posted 14 wins against a challenging schedule and finished among the nation's top-10 percent in the classroom.

At UAB, Haase led the Blazers to a regular-season Conference USA championship in 2016 and the program's 15th all-time NCAA Tournament berth in 2015.

YEAR	SCHOOL	OVERALL	POSTSEASON
2012-13	UAB	16-17	-
2013-14	UAB	18-13	-
2014-15	UAB	20-16	NCAA Third Round
2015-16	UAB	26-7	NIT First Round
2016-17	Stanford	14-17	-
2017-18	Stanford	19-16	NIT Second Round
2018-19	Stanford	15-16	-
2019-20	Stanford	20-12	Postseason Canceled
2020-21	Stanford	14-13	-
2021-22	Stanford	8-4	-
<b>OVR at Stanford at UAB</b>		<b>170-131 90-78 80-53</b>	<b>3 appearances 1 appearance 2 appearances</b>

**MULTI-TEAM EVENT**

Stanford is looking for its first tournament victory since claiming the title at the 2007 Basketball Travelers Classic, hosted at Maples Pavilion, and for its first bracketed tournament title since going back-to-back with the 2001 Stanford Invitational and the 2000 Puerto Rico Shootout. This is Stanford's first trip for the Diamond Head Classic, while the Cardinal's last trip to Oahu was in the postseason NIT in 1990, which came at Hawaii in a 69-57 defeat. The Cardinal played in Hawaii's Rainbow Classic in both 1968 and 1977 and in the Western Airlines Chaminade Classic in 1985.

**CARDIAC CARDINAL**

Jaiden Delaire drained a 3-pointer at the buzzer on Dec. 12 to lead Stanford past Oregon, 72-69. Delaire gave Stanford its first win at the buzzer since Oscar da Silva scored at the horn against UCLA on Jan. 23, 2021, stepping into a deep 3-pointer on the left wing, scoring over Oregon's Eric Williams Jr. The 20 points for Delaire came in a season-best output, as he also pitched in six rebounds and two blocks. Four days later, Harrison Ingram scored inside with 0.7 seconds left on the clock against Dartmouth to send the game to overtime. Three Stanford players tied or set new career-highs in the 89-78 win, as the Cardinal blitzed the Big Green in the extra period, 15-4, to claim an 11-point victory.

**REACHING THE CHAMPIONSHIP**

Stanford advanced past Wyoming with a 66-63 victory. Jaiden Delaire led the Cardinal in scoring for the third time in the last four games, scoring 17 points with seven rebounds, while Spencer Jones matched his season-high with 15 points and six rebounds. Stanford continued its stretch of outrebounding its opponent in every game, holding a 41-35 advantage on the glass.

In the semifinal, Spencer Jones led the way with a career-high 25 points, going 8-for-11 from the field with five 3-pointers, to lead the Cardinal past Liberty, 79-76. Brandon Angel was one point shy of his career best with 17. Harrison Ingram was also in double figures with 13 points, along with seven rebounds, while Michael O'Connell matched his career best with eight assists.

**THAT'S HIGH PRAISE**

It took no time at all for Harrison Ingram to earn accolades from the Pac-12, as he was named the conference Freshman of the Week for the third time this season, and second consecutively, on Dec. 20. Ingram leads all Pac-12 freshmen with three weekly honors, earning the most recent award after averaging 14.0 points and 7.0 rebounds per game against Dartmouth and No. 17/17 Texas. Ingram may be on his way to a third-straight honor, leading all conference freshmen this week with 9.0 points, 7.0 rebounds and 1.5 assists per game.

**THE NET RESULT**

Stanford debuted at No. 143 in the first edition of the NCAA's NET rankings released on Dec. 6 and stood at No. 102 as of Dec. 24. Stanford's Diamond Head Championship opponent, Vanderbilt, sits at No. 83, and would be a quadrant two victory as it stands.

- vs. Quad 1: 1-2 (win over Wyoming)
- vs. Quad 2: 0-2
- vs. Quad 3: 2-0 (wins over Oregon & Liberty)
- vs. Quad 4: 5-0 (wins over Tarleton, San Jose State, Valpo, NC A&T and Dartmouth)

2021-22 ROSTER							
No.	Player	Pos.	Ht.	Wt.	Yr.	Major	Hometown (High School)
0	Neal Begovich	F	6-9	230	R-So.	Economics	San Francisco, Calif. (St. Ignatius College Prep)
1	Isa Silva	G	6-4	190	Fr.	Undeclared	Sacramento, Calif. (Jesuit)
3	Jarvis Moss	G	6-4	190	Fr.	Undeclared	Concord, N.C. (Cannon School)
5	Michael O'Connell	G	6-2	190	So.	Undeclared	Mineola, N.Y. (Blair Academy (N.J.))
10	Max Murrell	F	6-9	225	So.	Undeclared	Omaha, Neb. (Millard North)
11	Jaiden Delaire	F	6-9	215	Sr.	Communication	North Granby, Conn. (Granby Memorial)
12	Keenan Fitzmorris	F	7-0	235	R-Jr.	Psychology	Overland Park, Kan. (New Hampton School (N.H.))
14	Spencer Jones	F	6-7	225	Jr.	Management Sci. and Engineering	Roeland Park, Kan. (Bishop Miege)
20	Noah Taitz	G	6-3	185	So.	Undeclared	Las Vegas, Nev. (Bishop Gorman)
21	Daniel Begovich	G	6-5	215	5th	Economics	San Francisco, Calif. (St. Ignatius College Prep)
22	James Keefe	F	6-9	235	Jr.	Economics	Los Angeles, Calif. (Loyola)
23	Brandon Angel	F	6-8	230	So.	Undeclared	San Diego, Calif. (Torrey Pines)
24	Sam Beskind	G	6-4	190	R-Jr.	MS Management Sci. and Engineering	Tucson, Ariz. (Catalina Foothills)
32	Lukas Kisunas	F	6-10	265	Sr.	Psychology	Vilnius, Lithuania (Brewster Academy (N.H.))
42	Maxime Raynaud	F	7-1	240	Fr.	Undeclared	Paris, France (Lycee Henri IV)
55	Harrison Ingram	F	6-7	230	Fr.	Undeclared	Dallas, Texas (St. Mark's)
PRONUNCIATION GUIDE							
<b>JEROD HAASE</b>		Jared   rhymes with pass		<b>Rob EHSAN</b>		EE-sahn	
<b>ISA SILVA</b>		EE-suh		<b>Max MURRELL</b>		Mearl (rhymes with pearl)	
<b>Noah TAITZ</b>		Tates		<b>Lukas KISUNAS</b>		kah-SOON-us	
<b>Daniel &amp; Neal BEGOVICH</b>		BEG-oh-vitch		<b>Maxime RAYNAUD</b>		Ray-no	

## AGAINST THE COMMODORES

Stanford will have faced Vanderbilt in the calendar year in football, baseball and men's basketball. Stanford topped Vanderbilt in the first meeting on the gridiron in September, 41-23, but fell in the semifinals of the College World Series, 6-5, after a ninth-inning rally.

## INGRAM STANDS ALONE

Harrison Ingram is the only freshman in the country to post averages of at least 12 points, six rebounds and three assists per game, while nationally he is one of 28 players averaging at least 12/6/3. As of Dec. 24, he is the only true freshman in the Pac-12 averaging double-figure points per game, 5.3 more than second-place Lazar Stefanovic (Utah). Ingram leads all Pac-12 freshmen in rebounds and assists as well, ranking ninth in the conference in rebounds per game among all players, as well as 11th in assists.

## PLAYER DEVELOPMENT

Stanford is one of five power conference programs not to take a transfer this year (Stanford, Colorado, UConn, Villanova, Purdue). Only Stanford, Colorado and Purdue don't have a transfer on their entire roster, while Stanford hasn't taken a transfer since Andrew Zimmerman in 2009-10, the longest gap nationally without taking a transfer among power conference teams by 10 years. More than 300 Division I programs took a transfer for the 2021-22 campaign.

## FRESHMEN SENSATIONS

Through Dec. 24, Stanford has three of the top eight freshmen in the Pac-12 in terms of scoring, with Harrison Ingram the only true freshman in the conference to average in doubles figures (12.2 pts). Maxime Raynaud is fifth with 5.1 points per game, while Isa Silva slots in eighth with 3.7 per night. Ingram paces all freshmen in the conference with 6.9 rebounds and 3.1 assists per game, while Silva ranks third with 1.6 assists and Raynaud third with 4.3 rebounds. Stanford players have six of the top seven, and nine of the top 12 single-game scoring outputs among Pac-12 freshmen, with Ingram holding down the top two spots (19, 19) and Raynaud tied for fourth with 16 (with Ingram twice). Ingram ranks 12th in scoring, fourth in rebounds and seventh in assists among freshmen from major conferences.

## FUN WITH SMALL SAMPLE SIZES

Each team has had its two early season Pac-12 games take place, with the exception of Washington's scheduled outings, as Stanford took on Colorado and Oregon. Early in conference season, Stanford ranks first in free throw percentage (.800) and threes per game (9.0), second in 3-point percentage (.375) and third in field goal percentage (.468), assists per game (14.5) and scoring offense (74.0).

## WELCOME TO THE FARM

Stanford signed a pair of four-star forwards when the early signing period opened in the class of 2022. Jaylen Thompson, from Oakland and rated as high as No. 62 nationally by 247 Sports, and Ryan Agarwal, a four star Rivals shooting guard from Coppell, Texas, join a program that has signed top-20 classes nationally in three of the past four seasons, while this year's class begins with Stanford signing two four-star players for the third consecutive year.

## NBA DRAFT

Ziaire Williams was selected with the 10th overall selection in the 2021 NBA Draft, eventually heading to the Memphis Grizzlies via trade. Stanford is one of 12 programs nationally with a player drafted in each of the last three seasons, while Williams is the fifth top-10 and lottery pick in program history, joining Josh Childress (6th, 2004), Rich Kelley (7th, 1975), Adam Keefe (10th, 1992) and Brook Lopez (10th, 2008).

## MCDONALD'S ALL-AMERICAN GAME

Freshman Harrison Ingram became the ninth recruit in program history to earn a spot on the McDonald's All-American game roster, while the Cardinal has a participant for the second-straight year - the first time in program history to accomplish the feat in back-to-back years. Ingram joins Ziaire Williams (2020), Reid Travis (2014), Brook and Robin Lopez (2006), Josh Childress (2001), Casey Jacobsen (1999) and Jarron and Jason Collins (1997) as Stanford athletes with the honor.

## FLOOR BURNS

During his playing career at Kansas, Jerod Haase was known for his energy and passion on the court. Whether it be diving for loose balls or taking charges, Haase's trademark hustle was always on display. During his time with the Jayhawks, the "floor burns" statistic was created in his honor and is still tracked by the program. Haase totaled 167 floor burns during the 1996-97 season. Stanford's individual 2021-22 totals (112 combined, 9.3 per game) are as follows:

Harrison Ingram .....	21	Brandon Angel .....	6
James Keefe .....	16	Isa Silva .....	5
Michael O'Connell .....	14	Maxime Raynaud .....	2
Jaiden Delaire .....	14	Noah Taitz .....	2
Sam Beskind .....	11	Max Murrell .....	1
Spencer Jones .....	11		
Lukas Kisunas .....	9		

## 2021-22 PAC-12 STANDINGS

TEAM	CONFERENCE			OVERALL		
	W	L	PCT.	W	L	PCT.
1.....USC.....	2	0	.1.000	12	0	1.000
3.....Arizona.....	1	0	.1.000	11	1	.917
.....UCLA .....	1	0	.1.000	8	1	.888
4.....Colorado .....	1	1	.500	9	3	.750
..... <b>Stanford</b> .....	<b>1</b>	<b>1</b>	<b>.500</b>	<b>8</b>	<b>4</b>	<b>.667</b>
.....Utah .....	1	1	.500	8	4	.667
.....Washington St. .	1	1	.500	8	5	.615
.....California .....	1	1	.500	8	5	.615
.....Arizona St.....	1	1	.500	5	7	.417
10...Washington.....	0	0	.000	5	5	.500
11...Oregon .....	0	2	.000	7	6	.538
.....Oregon St.....	0	2	.000	2	10	.167

\*Through Dec. 24

## INSIDE THE SERIES - VANDERBILT

Series History .....	Stanford leads, 3-0
Streak.....	W3
Last 5 Meetings.....	3-0
Last 10 Meetings.....	3-0
Under Jerod Haase.....	0-0
Biggest Win .....	21 (89-68), 1988-89
Biggest Loss .....	-
Most Points Scored.....	89, 1988-89
Most Points Allowed .....	75, 2014-15

## STANFORD QUICK FACTS

<b>Home Arena</b> .....	Maples Pavilion
Opened .....	1968
Capacity .....	7,233
Record at Maples.....	561-226 (.712)
Conference Record at Maples.....	282-174 (.618)
<b>Anne and Tony Joseph Director of Men's Basketball</b> .....	Jerod Haase
Alma Mater.....	Kansas '97
Record at Stanford .....	90-78 (6th year)
Overall .....	170-131 (10th year)
<b>Oscar da Silva Associate Head Men's Basketball Coach</b> .....	Adam Cohen (6th year)
<b>James C. Gaither Assistant Men's Basketball Coach</b> .....	Jesse Pruitt (6th year)
<b>Assistant Coach</b> .....	Rob Ehsan (1st year)
<b>Assistant Athletics Director, Men's Basketball</b> .....	David Berkun (6th year)
<b>Player Development</b> .....	Camryn Crocker (3rd year)
<b>Athletic Trainer</b> .....	Dominic Vincentini (6th year)
<b>Sports Performance</b> .....	Mike Chatman (3rd year)
<b>Assistant to the Head Coach</b> .....	Jack Frost (3rd year)
<b>Assistant Ops Director</b> .....	Michael Reutt (1st year)
<b>First Season</b> .....	1913-14 (105th season)
<b>All-Time Record</b> .....	1,574-1,190 (.569)
<b>NCAA Championships</b> .....	1 (1942)
<b>NCAA Final Four</b> .....	2 (1942, 1998)
<b>NCAA Appearances</b> ... 17 (1942, '89, '92, '95, '96, '97, '98, '99, '00, '01, '02, '03, '04, '05, '07, '08, '14)	
<b>NIT Championships</b> .....	3 (1991, 12, '15)
<b>NIT Appearances</b> ..9 (1988, '90, '91, '94, '06, '12, '13, '15, '18)	
<b>Conference Championships</b> .....	7 (1920 (PCC), '21(PCC), '63 (co-AAWU), 1999, '00, '01, '04)
<b>Pac-12 Championships</b> .....	4 (1999, '00, '01, '04)

## STANFORD IN 2021-22 WHEN...

Overall.....	8-4
Pac-12 .....	1-1
Non-Conference .....	7-3
Home Games .....	6-0
On The Road .....	0-3
On Neutral Courts.....	2-1
vs. AP Ranked Opponents.....	0-2
vs. Coaches Ranked Opponents .....	0-2
When Leading At Halftime .....	4-0
When Trailing At Halftime .....	3-4
When Tied At Halftime .....	1-0
In Overtime.....	1-0
When Scoring Less Than 60 Points .....	0-2
When Scoring 60-69 Points .....	2-0
When Scoring 70-79 Points .....	5-2
When Scoring 80+ Points .....	1-0
When Opponent Scores Less Than 40 Points.....	0-0
When Opponent Scores 40-49 Points .....	0-0
When Opponent Scores 50-59 Points .....	1-0
When Opponent Scores 60-69 Points.....	5-1
When Opponent Scores 70+ Points .....	2-3
When Shooting 50% or Better .....	2-1
When Shooting Under 50%.....	6-3
When Shooting 35% or Better From 3 .....	3-1
When Shooting Under 35% From 3 .....	5-3
When Shooting 75% or Better From FT Line.....	0-2
When Shooting Under 75% From FT Line .....	8-2
When Outrebounding Opponent.....	8-4
When Being Outrebounded .....	0-0
When Rebounds are Even .....	0-0
When Committing Less Than 15 Turnovers .....	5-0
When Committing 15 or More Turnovers .....	3-4
In Games Decided By 1-3 Points .....	3-0
In Games Decided By 4-9 Points .....	0-2
In Games Decided By 10-19 Points .....	5-1
In Games Decided By 20 Or More Points .....	0-1
In Morning Games .....	1-0
In Afternoon Games.....	2-3
In Night Games .....	5-1
On Monday .....	1-0
On Tuesday.....	2-0
On Wednesday.....	2-0
On Thursday .....	2-0
On Friday .....	0-1
On Saturday.....	0-1
On Sunday .....	1-2
November .....	4-3
December .....	4-1
January.....	0-0
February .....	0-0
March .....	0-0
When Wearing White .....	6-1
When Wearing Cardinal.....	0-1
When Wearing Black .....	0-1
When Wearing Gray.....	2-1

## BY THE NUMBERS

<b>DOUBLE-DOUBLES</b>	<b>2021-22</b>	<b>CAREER</b>
Harrison Ingram	2	2
Maxime Raynaud	1	1
<b>20+ POINT GAMES</b>	<b>2021-22</b>	<b>CAREER</b>
Jaiden Delaire	2	7
Spencer Jones	1	1
Michael O'Connell	-	1
<b>DOUBLE-DIGIT POINTS</b>	<b>2021-22</b>	<b>CAREER</b>
Harrison Ingram	8	8
Jaiden Delaire	6	27
Spencer Jones	4	25
Brandon Angel	4	4
Michel O'Connell	2	11
Lukas Kisunas	2	4
Maxime Raynaud	2	2
Noah Taitz	1	4
Isa Silva	1	1
Max Murrell	1	1
James Keefe	1	1
<b>DOUBLE-DIGIT REBOUNDS</b>	<b>2021-22</b>	<b>CAREER</b>
Harrison Ingram	2	2
Maxime Raynaud	1	1
James Keefe	-	1
Lukas Kisunas	-	1
<b>DOUBLE-DIGIT ASSISTS</b>	<b>2021-22</b>	<b>CAREER</b>
N/A		
<b>LED TEAM IN SCORING (includes ties)</b>	<b>2021-22</b>	<b>CAREER</b>
Jaiden Delaire	5	14
Harrison Ingram	5	5
Spencer Jones	3	7
Brandon Angel	1	2
Michael O'Connell	-	1
<b>LED TEAM IN REBOUNDING (includes ties)</b>	<b>2021-22</b>	<b>CAREER</b>
Harrison Ingram	7	7
Jaiden Delaire	2	5
James Keefe	2	4
Maxime Raynaud	2	2
Lukas Kisunas	1	11
Spencer Jones	1	7
Michael O'Connell	-	3
<b>LED IN ASSISTS (includes ties)</b>	<b>2020-21</b>	<b>CAREER</b>
Michael O'Connell	7	19
Harrison Ingram	6	6
Isa Silva	3	3
Maxime Raynaud	2	2
Spencer Jones	1	6
James Keefe	1	1
Noah Taitz	-	2
Jaiden Delaire	-	2
Max Murrell	-	1

## 2021-22 STANFORD TEAM HIGHS

<b>Points</b>	89, vs. Dartmouth (12-16-21)
<b>FG made</b>	35, vs. Dartmouth (12-16-21)
<b>FG att.</b>	71, vs. Santa Clara (11-12-21)
<b>FG%</b>	56.8, vs. Liberty (12-23-21)
<b>3-pt. FG made</b>	12, vs. Liberty (12-23-21)
<b>3-pt. FG att.</b>	25, twice
<b>FT made</b>	17, vs. Liberty (12-23-21)
<b>FT att.</b>	27, vs. Liberty (12-23-21)
<b>Rebounds</b>	51, vs. North Carolina A&T (11-23-21)
<b>Assists</b>	19, vs. North Carolina A&T (11-23-21)
<b>Steals</b>	10, vs. Valparaiso (11-17-21)
<b>Blocks</b>	4, twice
<b>Fewest Turnovers</b>	8, twice
<b>Fewest Fouls</b>	11, vs. Tarleton State (11-9-21)
<b>First Half pts.</b>	39, vs. Valparaiso (11-17-21)
<b>Second Half pts.</b>	47, vs. San Jose State (11-15-21)

## 2021-22 STANFORD TEAM LOWS

<b>Points</b>	48, at Baylor (11-20-21)
<b>FG made</b>	18, at Baylor (11-20-21)
<b>FG att.</b>	45, at Baylor (11-20-21)
<b>FG%</b>	38.7, vs. Wyoming (12-22-21)
<b>3-pt. FG made</b>	4, three times
<b>3-pt. FG att.</b>	13, at Baylor (11-20-21)
<b>FT made</b>	8, at Baylor (11-20-21)
<b>FT att.</b>	10, vs. Santa Clara (11-12-21)
<b>Rebounds</b>	32, three times
<b>Assists</b>	10, at Baylor (11-20-21)
<b>Steals</b>	2, at Colorado (11-28-21)
<b>Blocks</b>	0, at Colorado (11-28-21)
<b>Most Turnovers</b>	23, vs. Liberty (12-23-21)
<b>Most Fouls</b>	25, vs. Liberty (12-23-21)
<b>First Half pts.</b>	24, vs. Tarleton State (11-9-21)
<b>Second Half pts.</b>	20, at Baylor (11-20-21)

## 2021-22 OPPONENT TEAM HIGHS

<b>Points</b>	88, vs. Santa Clara (11-12-21)
<b>FG made</b>	34, vs. Santa Clara (11-12-21)
<b>FG att.</b>	68, vs. North Carolina A&T (11-23-21)
<b>FG%</b>	59.6, vs. Santa Clara (11-12-21)
<b>3-pt. FG made</b>	12, vs. Santa Clara (11-12-21)
<b>3-pt. FG att.</b>	34, vs. North Carolina A&T (11-23-21)
<b>FT made</b>	20, vs. Liberty (12-23-21)
<b>FT att.</b>	28, vs. Liberty (12-23-21)
<b>Rebounds</b>	35, vs. Wyoming (12-22-21)
<b>Assists</b>	27, vs. Santa Clara (11-12-21)
<b>Steals</b>	16, at Baylor (11-20-21)
<b>Blocks</b>	5, vs. Santa Clara (11-12-21)
<b>Fewest Turnovers</b>	6, at Colorado (11-28-21)
<b>Fewest Fouls</b>	12, vs. Santa Clara (11-12-21)
<b>First Half pts.</b>	45, vs. Santa Clara (11-12-21)
<b>Second Half pts.</b>	52, at Baylor (11-20-21)

## 2021-22 OPPONENT TEAM LOWS

<b>Points</b>	50, vs. Tarleton State (11-9-21)
<b>FG made</b>	21, three times
<b>FG att.</b>	51, twice
<b>FG%</b>	33.8, vs. North Carolina A&T (11-23-21)
<b>3-pt. FG made</b>	4, twice
<b>3-pt. FG att.</b>	16, vs. Texas (12-19-21)
<b>FT made</b>	1, vs. Tarleton State (11-9-21)
<b>FT att.</b>	3, vs. Tarleton State (11-9-21)
<b>Rebounds</b>	22, vs. Liberty (12-23-21)
<b>Assists</b>	5, vs. San Jose State (11-15-21)
<b>Steals</b>	3, vs. Wyoming (12-22-21)
<b>Blocks</b>	1, vs. Tarleton State (11-9-21)
<b>Most Turnovers</b>	19, vs. Valparaiso (11-17-21)
<b>Most Fouls</b>	23, vs. San Jose State (11-15-21)
<b>First Half pts.</b>	23, vs. Valparaiso (11-17-21)
<b>Second Half pts.</b>	24, twice

## THE LAST TIME - TEAM

### Scored 100 points

Stanford	104, vs. UCLA (2-16-19)
Opponent	108, Florida (11-23-17)

### Scored less than 50 points

Stanford	48, at Baylor (11-20-21)
Opponent	46, at North Carolina A&T (12-6-20)

### Scored less than 40 points

Stanford	39, at Washington State (2-25-06)
Opponent	38, vs. Carroll College (12-27-15)

### Overtime game

Stanford win	vs. Dartmouth (89-78 on 12-16-21)
Stanford loss	at Washington State (85-76 in 3OT on 2-20-21)

### Double Overtime game

Stanford win	vs. UCLA (107-99 in 2OT on 1-4-18)
Stanford loss	at Washington State (85-76 in 3OT on 2-20-21)

### Three or More Overtimes

Stanford win	at Oregon State (103-101 in 4OT on 1-7-12)
Stanford loss	at Washington State (85-76 in 3OT on 2-20-21)

### 40-point win

Stanford	Stanford 98, Washington State 50 (2-28-19)
Opponent	Oregon State 81, Stanford 38 (1-11-82)

### 50-point win

Stanford	Stanford 111, Harvard 56 (11-9-07)
Opponent	never

### 60 points in a half

Stanford	63 (1st half), vs. Harvard (11-9-07)
Opponent	60 (2nd half), at USC (1-26-02)

### Between 16-20 points in a half

Stanford	20 (2nd half), at Baylor (11-20-21)
Opponent	18 (1st half), vs. Washington State (1-11-20)

### 15 points or less in a half

Stanford	13 (1st half), vs. Florida (11-22-18)
Opponent	15 (1st half), Washington State (2-28-19)

### 50 rebounds by a team

Stanford	51, vs. North Carolina A&T (11-23-21)
Opponent	51, Portland State (11-28-18)

### 12 or more three-pointers in a game

Stanford	12, at Colorado (2-8-20)
Opponent	12, at Santa Clara (11-12-21)

### 10 or more steals in a game

Stanford	10, vs. Valparaiso (11-17-21)
Opponent	11, at Washington State (2-20-21)

### 25 turnovers in a game

Stanford	28, vs. Portland State (11-26-17)
Opponent	25, vs. Arkansas-Pine Bluff (12-29-14)

### Five players scoring in double digits

Stanford	5, at Washington State (2-20-21)
Opponent	5, at Colorado (11-28-21)

### More than five players scoring in double digits

Stanford	6, vs. Green Bay (11-13-15)
Opponent	6, at Colorado (3-2-17)

## THE LAST TIME - INDIVIDUAL

### Player recorded a double-double

Stanford	Harrison Ingram (14 pts/10 reb), vs. North Carolina A&T (11-23-21)
Opponent	Graham Ike (25 pts/11 reb), vs. Wyoming (12-22-21)

### Two players recorded a double-double

Stanford	Oscar da Silva (17 pts/10 reb)/Ziaire Williams (12 pts/12 reb/10 ast), vs. Washington (1-7-21)
Opponent	Branden Carlsen (14 pts/12 rebs), Riley Battin (11 pts/10 rebs), at Utah (2-6-20)

### Player recorded a triple-double

Stanford	Ziaire Williams (12 pts/12 reb/10 ast), vs. Washington (1-7-21)
Opponent	Kyle Weaver (14 pts/13 reb/10 ast), vs. Washington State (1-13-07)

### Game decided by buzzer-beater

Stanford win	Jaiden Delaire, vs. Oregon (12-12-21)
Stanford loss	Lamont Jones, vs. Arizona (2-27-10)

### 30 points

Stanford	Oscar da Silva (31), at Oregon State (1-4-21)
Opponent	Darius McGhee (41), vs. Liberty (12-23-21)

### 40 points

Stanford	Casey Jacobsen (41), vs. Oregon (2-7-02)
Opponent	Darius McGhee (41), vs. Liberty (12-23-21)

### Two players with 20 or more points

Stanford	Jaiden Delaire (22)/Michael O'Connell (20), vs. USC (2-2-21)
Opponent	Taurus Samuels (22)/Brendan Barry (20), vs. Dartmouth (12-16-21)

### Three players with 20 or more points

Stanford	Brown (21)/Randle (21)/Nastic (20), vs. Arizona State (1-24-15)
Opponent	Moore (25)/Brown (23)/Carmichael (21), vs. Illinois State (3-19-12)

### No double digit scorer

Stanford	at USC (3-3-21)
Opponent	vs. Carroll College (12-27-15)

### 12 field goals

Stanford	Oscar da Silva (12), at North Carolina A&T (12-6-20)
Opponent	Darius McGhee (13), vs. Liberty (12-23-21)

### 7 three-pointers

Stanford	Tyrell Terry (7) vs. Utah (2-26-20)
Opponent	Darius McGhee (7), vs. Liberty (12-23-21)

### 15 free throws

Stanford	Reid Travis (19), at Kansas (12-3-16)
Opponent	Jared Cunningham (15), vs. Oregon State (3-9-11)

### 15 rebounds

Stanford	Oscar da Silva (15), vs. Oregon (2-1-20)
Opponent	Jaden McDaniels (15), Washington (1-9-20)

### 20 rebounds

Stanford	Michael Humphrey (20), at Oklahoma State (3-19-18)
Opponent	Andre Roberson (20), at Colorado (1-24-13)

### Three players with 10 or more rebounds

Stanford	Travis (12)/R. Allen (10)/Pickens (10), vs. Villanova (11-26-15)
Opponent	McCoy (12)/Bailey (11)/Johnson (10), vs. UCLA (1-17-98)

### 10 assists

Stanford	Ziaire Williams (10), vs. Washington (1-7-21)
Opponent	James Akinjo (11), at Baylor (11-20-21)



## #0 NEAL BEGOVICH

Redshirt Sophomore | Forward | 6-9 | 230

San Francisco, Calif. | St. Ignatius College Prep | Economics

### Three things to know...

- 1: Two brothers at Stanford, including Daniel, a fifth-year senior on the men's basketball team
- 2: Can play either forward position, excellent shooter
- 3: Spent the summer as a Business Developments and Capital Markets Intern at Altamont Capital Partners

**Career Accolades:** Pac-12 Academic Honor Roll (2021)

**Trending:** Hasn't missed a shot in his collegiate career.

### BEGOVICH'S CAREER HIGHS

Points ..... 3, at North Carolina A&T 12/6/20  
 FG ..... 1, three times  
 FGA ..... 1, three times  
 3FG ..... 1, at North Carolina A&T 12/6/20  
 3FGA ..... 1, at North Carolina A&T 12/6/20  
 FT ..... -  
 FTA ..... -  
 Rebounds ..... 1, at North Carolina A&T 12/6/20  
 Assists ..... -  
 Blocks ..... -  
 Steals ..... -  
 Minutes ..... 3, twice

### BEGOVICH'S SEASON HIGHS

Points ..... -  
 FG ..... -  
 FGA ..... -  
 3FG ..... -  
 3FGA ..... -  
 FT ..... -  
 FTA ..... -  
 Rebounds ..... -  
 Assists ..... -  
 Blocks ..... -  
 Steals ..... -  
 Minutes ..... 3, vs. Valparaiso 11/17/21

### 2021-22 GAME-BY-GAME

Opponent	Date	GS	Min	FG-FGA	Pct	3FG-FGA	Pct	FT-FTA	Pct	O/D/T	Avg	PF	FO	A/T	B	S	P	Avg
Tarleton State	11/09/21	DNP																
at Santa Clara	11/12/21	DNP																
San Jose State	11/15/21	DNP																
Valparaiso	11/17/21		3	0-0	.000	0-0	.000	0-0	.000	0/0/0	0.0	1	0	0/0	0	0	0	0.0
at Baylor	11/20/21	DNP																
NC A&T	11/23/21		2	0-0	.000	0-0	.000	0-0	.000	0/0/0	0.0	1	0	0/0	0	0	0	0.0
at Colorado	11/28/21	DNP																
Oregon	12/12/21	DNP																
Dartmouth	12/16/21	DNP																
vs. Texas	12/19/21	DNP																
vs. Wyoming	12/22/21	DNP																
vs. Liberty	12/23/21	DNP																

### CAREER STATS

YEAR	GP	GS	MIN	AVG	FG	FGA	PCT	3-POINT			FT	FTA	PCT	REBOUNDING							PTS	AVG				
								FG	FGA	PCT				OFF	DEF	TOT	AVG	PF	FO	AST			TO	BLK	STL	
2020-21	3	0	7	2.3	3	3	1.000	1	1	1.000	0	0	.000	0	1	1	0.3	0	0	0	0	0	0	0	7	2.3
2021-22	2	0	5	2.5	0	0	.000	0	0	.000	0	0	.000	0	0	0	0.0	2	0	0	0	0	0	0	0	0.0
<b>TOTAL</b>	<b>5</b>	<b>0</b>	<b>12</b>	<b>2.4</b>	<b>3</b>	<b>3</b>	<b>1.000</b>	<b>1</b>	<b>1</b>	<b>1.000</b>	<b>0</b>	<b>0</b>	<b>.000</b>	<b>0</b>	<b>1</b>	<b>1</b>	<b>0.2</b>	<b>2</b>	<b>0</b>	<b>0</b>	<b>0</b>	<b>0</b>	<b>0</b>	<b>0</b>	<b>7</b>	<b>1.4</b>



# #1 ISA SILVA

Freshman | Guard | 6-4 | 190

Sacramento, Calif. | Jesuit | Undeclared

### Three things to know...

1: Consensus four-star recruit, rated No. 53 nationally by ESPN, No. 66 by 247Sports and No. 73 by Rivals

2: True point guard with an excellent feel for the game and high basketball IQ

3: Five relatives graduated from Stanford, and cousin, Josue, is a manager for the team. Grandfather, Rafael, had his oral history as a bracero immigrant archived at Stanford's Special Collections and University Archives.

**Career Accolades:** N/A

**Trending:** Led the team in assists in first career game, with four against Tarleton State, added 12 points against Santa Clara ... Had a career-high five assists on Nov. 17 vs. Valparaiso ... Ranks third in the Pac-12 among freshmen with 1.6 assists per game ... Shooting 58.3 percent from 3-point range.

### SILVA'S CAREER HIGHS

Points.....12, at Santa Clara 11/12/21  
 FG.....5, at Santa Clara 11/12/21  
 FGA.....9, at Santa Clara 11/12/21  
 3FG.....2, at Santa Clara 11/12/21  
 3FGA.....4, at Santa Clara 11/12/21  
 FT.....2, vs. Wyoming 12/22/21  
 FTA.....3, vs. Texas 12/19/21  
 Rebounds.....4, twice  
 Assists.....5, vs. Valparaiso 11/17/21  
 Blocks.....  
 Steals.....2, at Baylor 11/20/21  
 Minutes.....23, at Santa Clara 11/12/21

### SILVA'S SEASON HIGHS

Points.....12, at Santa Clara 11/12/21  
 FG.....5, at Santa Clara 11/12/21  
 FGA.....9, at Santa Clara 11/12/21  
 3FG.....2, at Santa Clara 11/12/21  
 3FGA.....4, at Santa Clara 11/12/21  
 FT.....2, vs. Wyoming 12/22/21  
 FTA.....3, vs. Texas 12/19/21  
 Rebounds.....4, twice  
 Assists.....5, vs. Valparaiso 11/17/21  
 Blocks.....  
 Steals.....2, at Baylor 11/20/21  
 Minutes.....23, at Santa Clara 11/12/21


**Diamond Head:** 3.0 pts, 0.5 reb, 1.0 ast

### 2021-22 GAME-BY-GAME

Opponent	Date	GS	Min	FG-FGA	Pct	3FG-FGA	Pct	FT-FTA	Pct	O/D/T	Avg	PF	FO	A/T	B	S	P	Avg
Tarleton State	11/09/21		19	2-3	.667	1-2	.500	0-0	.000	0/1/1	1.0	2	0	4/3	0	0	5	5.0
at Santa Clara	11/12/21		23	5-9	.556	2-4	.500	0-0	.000	0/1/1	1.0	3	0	0/2	0	0	12	8.5
San Jose State	11/15/21		7	0-0	.000	0-0	.000	0-0	.000	0/0/0	0.7	3	0	1/0	0	0	0	5.7
Valparaiso	11/17/21		22	1-4	.250	1-1	1.000	0-0	.000	0/4/4	1.5	1	0	5/3	0	1	3	5.0
at Baylor	11/20/21		19	1-4	.250	0-1	.000	1-2	.500	2/0/2	1.6	2	0	2/3	0	2	3	4.6
NC A&T	11/23/21		14	0-2	.000	0-0	.000	1-2	.500	1/3/4	2.0	1	0	1/2	0	0	1	4.0
at Colorado	11/28/21		8	1-2	.500	1-1	1.000	0-0	.000	0/2/2	2.0	2	0	0/1	0	0	3	3.9
Oregon	12/12/21		11	2-6	.333	1-1	1.000	0-0	.000	1/0/1	1.9	1	0	1/1	0	1	5	4.0
Dartmouth	12/16/21		10	0-1	.000	0-0	.000	0-0	.000	0/1/1	1.8	1	0	1/0	0	0	0	3.6
vs. Texas	12/19/21		15	2-4	.500	1-2	.500	1-3	.333	0/0/0	1.6	2	0	2/1	0	1	6	3.8
vs. Wyoming	12/22/21		11	1-3	.333	0-0	.000	2-2	1.000	0/0/0	1.5	1	0	2/0	0	0	4	3.8
vs. Liberty	12/23/21		8	1-2	.500	0-0	.000	0-0	.000	0/1/1	1.4	2	0	0/1	0	0	2	3.7

### CAREER STATS

YEAR	GP	GS	MIN	AVG	FG	FGA	PCT	3-POINT			FT	FTA	PCT	REBOUNDING											
								FG	FGA	PCT				OFF	DEF	TOT	AVG	PF	FO	AST	TO	BLK	STL	PTS	AVG
2021-22	12	0	167	13.9	16	40	.400	7	12	.583	5	9	.556	4	13	17	1.4	21	0	19	17	0	5	44	3.7
<b>TOTAL</b>	<b>12</b>	<b>0</b>	<b>167</b>	<b>13.9</b>	<b>16</b>	<b>40</b>	<b>.400</b>	<b>7</b>	<b>12</b>	<b>.583</b>	<b>5</b>	<b>9</b>	<b>.556</b>	<b>4</b>	<b>13</b>	<b>17</b>	<b>1.4</b>	<b>21</b>	<b>0</b>	<b>19</b>	<b>17</b>	<b>0</b>	<b>5</b>	<b>44</b>	<b>3.7</b>



## #3 JARVIS MOSS

Freshman | Guard | 6-4 | 190

Concord, N.C. | Cannon School | Undeclared

### Three things to know...

- 1: All-around guard and one of the best shooters in the 2021 recruiting class
- 2: Consensus three-star recruit, averaged 26 points per game as a senior for Cannon
- 3: Led Cannon to back-to-back NCASAA state championships

**Career Accolades:** N/A

**Trending:** N/A

### MOSS' CAREER HIGHS

Points.....-

FG.....-

FGA..... 1, twice

3FG.....-

3FGA..... 1, twice

FT.....-

FTA.....-

Rebounds.....-

Assists..... 1, vs. North Carolina A&T 11/23/21

Blocks.....-

Steals.....-

Minutes.....3, vs. Valparaiso 11/17/21

### MOSS' SEASON HIGHS

Points.....-

FG.....-

FGA..... 1, twice

3FG.....-

3FGA..... 1, twice

FT.....-

FTA.....-

Rebounds.....-

Assists..... 1, vs. North Carolina A&T 11/23/21

Blocks.....-

Steals.....-

Minutes.....3, vs. Valparaiso 11/17/21

### 2021-22 GAME-BY-GAME

Opponent	Date	GS	Min	FG-FGA	Pct	3FG-FGA	Pct	FT-FTA	Pct	O/D/T	Avg	PF	FO	A/T	B	S	P	Avg
Tarleton State	11/09/21	DNP																
at Santa Clara	11/12/21	DNP																
San Jose State	11/15/21	DNP																
Valparaiso	11/17/21		3	0-1	.000	0-1	.000	0-0	.000	0/0/0	0.0	1	0	0/1	0	0	0	0.0
at Baylor	11/20/21	DNP																
NC A&T	11/23/21		2	0-1	.000	0-1	.000	0-0	.000	0/0/0	0.0	0	0	1/0	0	0	0	0.0
at Colorado	11/28/21	DNP																
Oregon	12/12/21	DNP																
Dartmouth	12/16/21	DNP																
vs. Texas	12/19/21	DNP																
vs. Wyoming	12/22/21	DNP																
vs. Liberty	12/23/21	DNP																

### CAREER STATS

YEAR	GP	GS	MIN	AVG	FG	FGA	PCT	3-POINT			FT	FTA	PCT	REBOUNDING							PTS	AVG			
								FG	FGA	PCT				OFF	DEF	TOT	AVG	PF	FO	AST			TO	BLK	STL
2021-22	2	0	5	2.5	0	2	.000	0	2	.000	0	0	.000	0	0	0	0.0	1	0	1	1	0	0	0	0.0
<b>TOTAL</b>	<b>2</b>	<b>0</b>	<b>5</b>	<b>2.5</b>	<b>0</b>	<b>2</b>	<b>.000</b>	<b>0</b>	<b>2</b>	<b>.000</b>	<b>0</b>	<b>0</b>	<b>.000</b>	<b>0</b>	<b>0</b>	<b>0</b>	<b>0.0</b>	<b>1</b>	<b>0</b>	<b>1</b>	<b>1</b>	<b>0</b>	<b>0</b>	<b>0</b>	<b>0.0</b>





## #5 MICHAEL O'CONNELL

Sophomore | Guard | 6-2 | 190

Mineola, N.Y. | Blair Academy (N.J.) | Undeclared

### Three things to know...

1: First prospect since recruiting databases began to be rated a top-100 recruit in both basketball (247 Sports) and lacrosse (Inside Lacrosse).

2: Was committed to Maryland for lacrosse before electing to play basketball at Stanford

3: Averaged 7.5 points, 3.6 rebounds, 3.4 assists and 1.6 steals per game with 17 starts in Pac-12 play as a freshman

**Career Accolades:** Pac-12 Freshman of the Week (Feb. 1, 2021).

**Trending:** Ranks fifth in the Pac-12 with 4.0 assists per game ... Ranked third among all returners in conference play with 3.4 assists per game and second with 1.6 steals last season ... Played a program-record 52 minutes at Washington State on Feb. 20 last year ... Scored a season-high 15 points against Oregon Dec. 13, had at least four field goals in three straight games from Nov. 28-Dec. 16 ... Tied career-high with 8 assists against Liberty.

### O'CONNELL'S CAREER HIGHS

Points ..... 20, vs. USC 2/2/21  
 FG ..... 7, twice  
 FGA ..... 13, at Santa Clara 11/12/19  
 3FG ..... 2, twice  
 3FGA ..... 5, vs. USC 2/2/21  
 FT ..... 8, at Arizona State 1/30/21  
 FTA ..... 8, twice  
 Rebounds ..... 9, vs. California 2/7/21  
 Assists ..... 8, twice  
 Blocks ..... 1, four times  
 Steals ..... 4, twice  
 Minutes ..... 52, at Washington State 2/20/21

**Diamond Head:** 8.5 pts, 4.0 reb, 6.5 ast

- Second in tournament in assists, first in assist to turnover ratio

### 2021-22 GAME-BY-GAME

Opponent	Date	GS	Min	FG-FGA	Pct	3FG-FGA	Pct	FT-FTA	Pct	O/D/T	Avg	PF	FO	A/T	B	S	P	Avg
Tarleton State	11/09/21	*	21	2-8	.250	0-4	.000	0-0	.000	0/1/1	1.0	1	0	2/2	0	1	4	4.0
at Santa Clara	11/12/21	*	29	6-13	.462	1-3	.333	0-0	.000	0/3/3	2.0	1	0	4/1	0	4	13	8.5
San Jose State	11/15/21	*	33	2-9	.222	0-1	.000	4-4	1.000	1/3/4	2.7	1	0	5/0	0	2	8	8.3
Valparaiso	11/17/21	*	15	2-5	.400	1-2	.500	0-0	.000	1/1/2	2.5	2	0	3/1	0	1	5	7.5
at Baylor	11/20/21	*	21	1-3	.333	1-1	1.000	0-1	.000	0/0/0	2.0	2	0	1/5	0	0	3	6.6
NC A&T	11/23/21	*	26	1-7	.143	0-4	.000	0-1	.000	0/1/1	1.8	2	0	5/2	0	1	2	5.8
at Colorado	11/28/21	*	27	4-8	.500	0-2	.000	0-0	.000	0/1/1	1.7	4	0	5/2	0	0	8	6.1
Oregon	12/12/21	*	29	5-8	.625	1-3	.333	4-4	1.000	0/2/2	1.8	2	0	3/4	0	1	15	7.3
Dartmouth	12/16/21	*	28	4-8	.500	1-2	.500	0-1	.000	0/3/3	1.9	4	0	4/3	0	2	9	7.4
vs. Texas	12/19/21	*	25	1-3	.333	1-2	.500	0-0	.000	1/3/4	2.1	0	0	3/4	0	0	3	7.0
vs. Wyoming	12/22/21	*	29	4-13	.308	0-4	.000	1-2	.500	3/2/5	2.4	0	0	5/1	0	1	9	7.2
vs. Liberty	12/23/21	*	31	2-4	.500	1-1	1.000	3-8	.375	0/3/3	2.4	1	0	8/1	1	0	8	7.3

### O'CONNELL'S SEASON HIGHS

Points ..... 15, vs. Oregon 12/12/21  
 FG ..... 6, at Santa Clara 11/12/21  
 FGA ..... 13, twice  
 3FG ..... 1, seven times  
 3FGA ..... 4, three times  
 FT ..... 4, twice  
 FTA ..... 8, vs. Liberty 12/23/21  
 Rebounds ..... 5, vs. Wyoming 12/22/21  
 Assists ..... 8, vs. Liberty 12/23/21  
 Blocks ..... 1, vs. Liberty 12/23/21  
 Steals ..... 4, at Santa Clara 11/12/21  
 Minutes ..... 33, vs. San Jose State 11/15/21

## CAREER STATS

YEAR	GP	GS	MIN	AVG	FG	FGA	PCT	3-POINT			FT	FTA	PCT	REBOUNDING							PTS	AVG			
								FG	FGA	PCT				OFF	DEF	TOT	AVG	PF	FO	AST			TO	BLK	STL
2020-21	25	18	666	26.6	59	126	.468	12	36	.333	37	47	.787	11	64	75	3.0	37	1	71	39	3	32	167	6.7
2021-22	12	12	314	26.2	34	89	.382	7	29	.241	12	21	.571	6	23	29	2.4	20	0	48	26	1	13	87	7.3
<b>TOTAL</b>	<b>37</b>	<b>30</b>	<b>980</b>	<b>26.5</b>	<b>93</b>	<b>215</b>	<b>.433</b>	<b>19</b>	<b>65</b>	<b>.292</b>	<b>49</b>	<b>68</b>	<b>.721</b>	<b>17</b>	<b>87</b>	<b>104</b>	<b>2.8</b>	<b>57</b>	<b>1</b>	<b>119</b>	<b>65</b>	<b>4</b>	<b>45</b>	<b>254</b>	<b>6.9</b>



## #10 MAX MURRELL

Sophomore | Forward | 6-9 | 225

Omaha, Neb. | Millard North | Undeclared

### Three things to know...

1: 247Sports (#79) and Rivals (#116) four-star recruit. Ranked 14th and 23rd nationally at his position, respectively.

2: Reached Nebraska state championship game with Millard North. Broke school record for blocks in a game, season and career, and career field goal percentage.

3: Selected Stanford over Creighton, Iowa, Minnesota and TCU.

**Career Accolades:** N/A

**Trending:** Burst out for a career-high 18 points on Nov. 23 against North Carolina A&T, including a four-for-six mark from 3-point range ... Led the nation in free throws made without a miss (16-for-16) in 2020-21, is a 95.5% FT shooter for his career ... Earned first career start in the season opener against Tarleton State, has started three games this season.

### MURRELL'S CAREER HIGHS

Points ..... 18, vs. North Carolina A&T 11/23/21  
 FG ..... 6, vs. North Carolina A&T 11/23/21  
 FGA ..... 8, vs. North Carolina A&T 11/23/21  
 3FG ..... 4, vs. North Carolina A&T 11/23/21  
 3FGA ..... 6, vs. North Carolina A&T 11/23/21  
 FT ..... 4, vs. Alabama 11/30/20  
 FTA ..... 4, vs. Alabama 11/30/20  
 Rebounds ..... 3, at North Carolina A&T 12/6/20  
 Assists ..... 2, twice  
 Blocks ..... 2, vs. North Carolina A&T 11/23/21  
 Steals ..... 1, eight times  
 Minutes ..... 21, at Colorado 1/16/21

### MURRELL'S SEASON HIGHS

Points ..... 18, vs. North Carolina A&T 11/23/21  
 FG ..... 6, vs. North Carolina A&T 11/23/21  
 FGA ..... 8, vs. North Carolina A&T 11/23/21  
 3FG ..... 4, vs. North Carolina A&T 11/23/21  
 3FGA ..... 6, vs. North Carolina A&T 11/23/21  
 FT ..... 2, twice  
 FTA ..... 2, three times  
 Rebounds ..... 2, four times  
 Assists ..... 2, vs. Oregon 12/12/21  
 Blocks ..... 2, vs. North Carolina A&T 11/23/21  
 Steals ..... 1, three times  
 Minutes ..... 18, vs. Tarleton State 11/9/21

**Diamond Head:** 1.5 pts, 0.0 reb, 0.0 ast

### 2021-22 GAME-BY-GAME

Opponent	Date	GS	Min	FG-FGA	Pct	3FG-FGA	Pct	FT-FTA	Pct	O/D/T	Avg	PF	FO	A/T	B	S	P	Avg
Tarleton State	11/09/21	*	18	1-7	.143	1-4	.250	0-0	.000	1/0/1	1.0	0	0	1/1	0	0	3	3.0
at Santa Clara	11/12/21		11	1-5	.200	0-2	.000	0-0	.000	2/0/2	1.5	2	0	0/0	0	0	2	2.5
San Jose State	11/15/21		4	0-1	.000	0-0	.000	0-0	.000	0/0/0	1.0	0	0	0/1	0	0	0	1.7
Valparaiso	11/17/21	*	17	2-6	.333	1-4	.250	1-2	.500	0/2/2	1.3	0	0	0/1	1	0	6	2.8
at Baylor	11/20/21		10	0-1	.000	0-1	.000	2-2	1.000	0/0/0	1.0	0	0	0/0	0	1	2	2.6
NC A&T	11/23/21		12	6-8	.750	4-6	.667	2-2	1.000	0/2/2	1.2	3	0	1/1	2	0	18	5.2
at Colorado	11/28/21		6	0-1	.000	0-1	.000	0-0	.000	0/2/2	1.3	2	0	1/0	0	0	0	4.4
Oregon	12/12/21		15	1-6	.167	1-4	.250	0-0	.000	0/1/1	1.3	1	0	2/0	0	1	3	4.3
Dartmouth	12/16/21	*	8	2-3	.667	1-2	.500	0-0	.000	0/0/0	1.1	0	0	0/1	0	0	5	4.3
vs. Texas	12/19/21		1	0-0	.000	0-0	.000	0-0	.000	0/0/0	1.0	1	0	0/0	0	0	0	3.9
vs. Wyoming	12/22/21		3	0-1	.000	0-1	.000	0-0	.000	0/0/0	0.9	0	0	0/1	0	1	0	3.5
vs. Liberty	12/23/21		3	1-1	1.000	1-1	1.000	0-0	.000	0/0/0	0.8	2	0	0/2	0	0	3	3.5

### CAREER STATS

YEAR	GP	GS	MIN	AVG	FG	FGA	PCT	3-POINT			FT	FTA	PCT	REBOUNDING							PTS	AVG			
								FG	FGA	PCT				OFF	DEF	TOT	AVG	PF	FO	AST			TO	BLK	STL
2020-21	21	0	166	7.9	15	30	.500	2	9	.222	16	16	1.000	5	13	18	0.9	17	0	4	11	7	5	48	2.3
2021-22	12	3	108	9.0	14	40	.350	9	26	.346	5	6	.833	3	7	10	0.8	11	0	5	8	3	3	42	3.5
<b>TOTAL</b>	<b>33</b>	<b>3</b>	<b>274</b>	<b>8.3</b>	<b>29</b>	<b>70</b>	<b>.414</b>	<b>11</b>	<b>35</b>	<b>.314</b>	<b>21</b>	<b>22</b>	<b>.955</b>	<b>8</b>	<b>20</b>	<b>28</b>	<b>0.8</b>	<b>28</b>	<b>0</b>	<b>9</b>	<b>19</b>	<b>10</b>	<b>8</b>	<b>90</b>	<b>2.7</b>



## #11 JAIDEN DELAIRE

Senior | Forward | 6-9 | 215

North Granby, Conn. | Granby Memorial | Communication

### Three things to know...

- 1: Can play both forward positions, athletic driver with a 7-2 wingspan
- 2: Reigning Pac-12 Most Improved Player
- 3: Was a consensus top-100 prospect before reclassifying to 2018. Picked Stanford over UCLA and Georgetown

**Career Accolades:** 2021 Pac-12 Most Improved Player of the Year ... All-Pac-12 honorable mention (2021) ... 2021-22 Preseason All-Pac-12 honorable mention.

**Trending:** Beat the buzzer with a 3-pointer against Oregon, leading Stanford to a 72-69 win with 20 points ... Matched career high Dec. 16 against Dartmouth with 22 points, has two 20-point outings in last five games ... Ranks 13th in the Pac-12 in field goal percentage ... Averaging 14.5 points per game in wins, against 7.8 points per game in losses.

### DELAIRE'S CAREER HIGHS

Points ..... 22, twice  
 FG ..... 10, vs. USC 2/2/21  
 FGA ..... 16, vs. USC 2/2/21  
 3FG ..... 2, six times  
 3FGA ..... 7, vs. Wyoming 12/22/21  
 FT ..... 9, vs. Tarleton State 11/9/21  
 FTA ..... 12, vs. Dartmouth 12/16/21  
 Rebounds ..... 9, twice  
 Assists ..... 4, vs. UCLA 1/23/21  
 Blocks ..... 2, seven times  
 Steals ..... 3, vs. California 2/7/21  
 Minutes ..... 39, vs. UCLA 1/23/21

### DELAIRE'S SEASON HIGHS

Points ..... 22, vs. Dartmouth 12/16/21  
 FG ..... 9, vs. Oregon 12/12/21  
 FGA ..... 15, vs. Dartmouth 12/16/21  
 3FG ..... 2, twice  
 3FGA ..... 7, vs. Wyoming 12/22/21  
 FT ..... 9, vs. Tarleton State 11/9/21  
 FTA ..... 12, vs. Dartmouth 12/16/21  
 Rebounds ..... 8, vs. Liberty 12/23/21  
 Assists ..... 3, vs. Tarleton State 11/9/21  
 Blocks ..... 2, vs. Oregon 12/12/21  
 Steals ..... 1, six times  
 Minutes ..... 31, vs. Dartmouth 12/16/21

Delaire's 13.4 points per night in Pac-12 action last season ranks fourth among all returners league-wide, trailing only Johnny Juzang (UCLA), Noah Williams (WSU) and Azuolas Tubelis (ARI) ... One of three players to more than double their scoring average from 2019-20 to 2020-21 among the top-20 scorers in the conference, along with Williams and Jarod Lucas (OSU).

**Diamond Head:** 12.5 pts, 7.5 reb, 1.0 ast  
 - 11th in tournament in scoring, fifth in rebounding, fifth in free throw percentage

### 2021-22 GAME-BY-GAME

Opponent	Date	GS	Min	FG-FGA	Pct	3FG-FGA	Pct	FT-FTA	Pct	O/D/T	Avg	PF	FO	A/T	B	S	P	Avg
Tarleton State	11/09/21		29	2-5	.400	1-2	.500	9-11	.818	2/4/6	6.0	0	0	3/1	0	1	14	14.0
at Santa Clara	11/12/21	*	22	2-8	.250	0-1	.000	2-2	1.000	1/4/5	5.5	1	0	1/5	0	0	6	10.0
San Jose State	11/15/21		23	7-13	.538	2-3	.667	3-9	.333	1/1/2	4.3	2	0	1/1	0	1	19	13.0
Valparaiso	11/17/21		13	3-5	.600	0-1	.000	2-4	.500	0/4/4	4.3	0	0	2/1	1	0	8	11.8
at Baylor	11/20/21		26	4-5	.800	0-1	.000	2-4	.500	2/2/4	4.2	1	0	0/2	1	1	10	11.4
NC A&T	11/23/21	*	24	3-10	.300	0-1	.000	2-3	.667	4/0/4	4.2	1	0	0/1	0	1	8	10.8
at Colorado	11/28/21	*	22	2-4	.500	0-1	.000	2-2	1.000	0/1/1	3.7	2	0	1/2	0	0	6	10.1
Oregon	12/12/21	*	26	9-14	.643	1-2	.500	1-2	.500	2/4/6	4.0	3	0	0/3	2	1	20	11.4
Dartmouth	12/16/21	*	31	8-15	.533	0-2	.000	6-12	.500	3/3/6	4.2	2	0	2/1	1	0	22	12.6
vs. Texas	12/19/21	*	21	3-6	.500	0-0	.000	3-3	1.000	2/2/4	4.2	3	0	0/4	1	0	9	12.2
vs. Wyoming	12/22/21	*	24	5-13	.385	2-7	.286	5-6	.833	4/3/7	4.5	0	0	0/3	1	0	17	12.6
vs. Liberty	12/23/21	*	29	2-6	.333	1-2	.500	3-4	.750	0/8/8	4.8	2	0	2/4	0	1	8	12.3

### CAREER STATS

YEAR	GP	GS	MIN	AVG	FG	FGA	PCT	3-POINT			FT	FTA	PCT	REBOUNDING							PTS	AVG			
								FG	FGA	PCT				OFF	DEF	TOT	AVG	PF	FO	AST			TO	BLK	STL
2018-19	31	2	393	12.7	41	118	.347	6	34	.176	29	48	.604	14	47	61	2.0	43	1	12	20	9	7	117	3.8
2019-20	31	1	521	16.8	71	149	.477	8	28	.286	40	58	.690	17	57	74	2.4	48	0	14	36	12	14	190	6.1
2020-21	24	21	661	27.5	111	237	.468	14	43	.326	65	86	.756	23	76	99	4.1	47	1	24	53	9	22	301	12.5
2021-22	12	8	290	24.2	50	104	.481	7	23	.304	40	62	.645	21	36	57	4.8	17	0	12	28	7	6	147	12.3
<b>TOTAL</b>	<b>98</b>	<b>32</b>	<b>1865</b>	<b>19.0</b>	<b>273</b>	<b>608</b>	<b>.449</b>	<b>35</b>	<b>128</b>	<b>.273</b>	<b>174</b>	<b>254</b>	<b>.685</b>	<b>75</b>	<b>216</b>	<b>291</b>	<b>3.0</b>	<b>155</b>	<b>2</b>	<b>62</b>	<b>137</b>	<b>37</b>	<b>49</b>	<b>755</b>	<b>7.7</b>



## #12 KEENAN FITZMORRIS

Redshirt Junior | Center | 7-0 | 235

Overland Park, Kan. | New Hampton School (N.H.) | Psychology

### Three things to know...

1: Stretch five, redshirted 2018-19 season. Top-15 recruit at center by 247 Sports and Rivals

2: Plays the tuba

3: Sister, Audriana, class of 2020, played volleyball at Stanford, where she earned multiple All-America nods and won three national championships.

**Career Accolades:** Two-time Pac-12 Academic Honor Roll (2020, 2021) ... NABC Honors Court (2021).

**Trending:** N/A

### FITZMORRIS' CAREER HIGHS

Points..... 2, three times  
 FG..... 1, three times  
 FGA..... 4, vs. Long Beach St. 11/12/19  
 3FG..... -  
 3FGA..... 2, twice  
 FT..... -  
 FTA..... 1, vs. Maryland Eastern Shore 11/19/19  
 Rebounds..... 2, twice  
 Assists..... -  
 Blocks..... -  
 Steals..... -  
 Minutes..... 5, twice

### FITZMORRIS' SEASON HIGHS

Points..... -  
 FG..... -  
 FGA..... -  
 3FG..... -  
 3FGA..... -  
 FT..... -  
 FTA..... -  
 Rebounds..... -  
 Assists..... -  
 Blocks..... -  
 Steals..... -  
 Minutes..... -

### 2021-22 GAME-BY-GAME

Opponent	Date	GS	Min	FG-FGA	Pct	3FG-FGA	Pct	FT-FTA	Pct	O/D/T	Avg	PF	FO	A/T	B	S	P	Avg	
Tarleton State	11/09/21	DNP																	
at Santa Clara	11/12/21	DNP																	
San Jose State	11/15/21	DNP																	
Valparaiso	11/17/21	DNP																	
at Baylor	11/20/21	DNP																	
NC A&T	11/23/21	DNP																	
at Colorado	11/28/21	DNP																	
Oregon	12/12/21	DNP																	
Dartmouth	12/16/21	DNP																	
vs. Texas	12/19/21	DNP																	
vs. Wyoming	12/22/21	DNP																	
vs. Liberty	12/23/21	DNP																	

### CAREER STATS

YEAR	GP	GS	MIN	AVG	FG	FGA	PCT	3-POINT			FT	FTA	PCT	REBOUNDING							PTS	AVG			
								FG	FGA	PCT				OFF	DEF	TOT	AVG	PF	FO	AST			TO	BLK	STL
2019-20	13	0	25	1.9	3	11	.273	0	4	.000	0	1	.000	3	4	7	0.5	7	0	0	5	0	0	6	0.5
2020-21	5	0	8	1.6	0	2	.000	0	1	.000	0	0	.000	0	1	1	0.2	0	0	0	0	0	0	0	0.0
2021-22	0	0	0	0.0	0	0	.000	0	0	.000	0	0	.000	0	0	0	0.0	0	0	0	0	0	0	0	0.0
<b>TOTAL</b>	<b>18</b>	<b>0</b>	<b>33</b>	<b>1.8</b>	<b>3</b>	<b>13</b>	<b>.231</b>	<b>0</b>	<b>5</b>	<b>.000</b>	<b>0</b>	<b>1</b>	<b>.000</b>	<b>3</b>	<b>5</b>	<b>8</b>	<b>0.4</b>	<b>7</b>	<b>0</b>	<b>0</b>	<b>5</b>	<b>0</b>	<b>0</b>	<b>6</b>	<b>0.3</b>



# #14 SPENCER JONES

Junior | Forward | 6-7 | 225

Roeland Park, Kan. | Bishop Miege | Management Science & Engineering

### Three things to know...

1: Elite shooter on the wing, great defender. Emerging leader on the team.

2: Committed to Stanford two weeks after first recruiting call.

3: Ranked second in the Pac-12 as a freshman in made threes per game, while posting the 13th-best percentage (43.1) in the country. Entered junior season a career 40.7 percent 3-point shooter, which would rank 10th all-time at Stanford.

**Career Accolades:** N/A

**Trending:** Finished second in program history for made 3s by a freshman (81), three shy of tying Chasson Randle (84) for first ... 14 triples shy of breaking into program's top-15 all-time ... Matched career-best with four assists vs. NC A&T (Nov. 23) ... Scored a career-high 25 points against Liberty on 8-for-11 shooting with five threes.

**Diamond Head:** 20.0 pts, 6.0 reb, 0.5 ast

- Fourth in tournament in scoring, eighth in rebounds, second in field goal percentage and 3-point percentage.

### JONES' CAREER HIGHS

Points .....25, vs. Liberty 12/23/21  
 FG .....8, vs. Liberty 12/23/21  
 FGA .....14, vs. Washington 1/9/20  
 3FG .....6, at USC 1/18/20  
 3FGA .....10, at USC 1/18/20  
 FT .....4, vs. William & Mary 11/21/19  
 FTA .....6, vs. William & Mary 11/21/19  
 Rebounds ..... 8, twice  
 Assists .....4, three times  
 Blocks ..... 3, twice  
 Steals ..... 3, six times  
 Minutes .....47, at Washington State 2/20/21

### JONES' SEASON HIGHS

Points .....25, vs. Liberty 12/23/21  
 FG .....8, vs. Liberty 12/23/21  
 FGA ..... 11, twice  
 3FG .....5, vs. Liberty 12/23/21  
 3FGA .....8, vs. Liberty 12/23/21  
 FT .....4, vs. Liberty 12/23/21  
 FTA ..... 4, three times  
 Rebounds .....8, at Baylor 11/20/21  
 Assists ..... 4, vs. North Carolina A&T 11/23/21  
 Blocks .....2, vs. Valparaiso 11/17/21  
 Steals .....2, four times  
 Minutes .....33, vs. Oregon 12/12/21

### 2021-22 GAME-BY-GAME

Opponent	Date	GS	Min	FG-FGA	Pct	3FG-FGA	Pct	FT-FTA	Pct	O/D/T	Avg	PF	FO	A/T	B	S	P	Avg
Tarleton State	11/09/21	*	23	2-6	.333	2-5	.400	0-0	.000	1/3/4	4.0	2	0	0/1	1	1	6	6.0
at Santa Clara	11/12/21	*	30	1-8	.125	0-5	.000	0-0	.000	1/2/3	3.5	2	0	1/1	1	2	2	4.0
San Jose State	11/15/21	*	25	4-7	.571	0-3	.000	0-0	.000	2/2/4	3.7	4	0	2/0	0	2	8	5.3
Valparaiso	11/17/21	*	20	3-5	.600	1-2	.500	0-0	.000	1/4/5	4.0	3	0	0/1	2	1	7	5.8
at Baylor	11/20/21	*	22	4-8	.500	0-1	.000	2-4	.500	1/7/8	4.8	3	0	1/2	0	0	10	6.6
NC A&T	11/23/21	*	23	1-6	.167	1-5	.200	3-4	.750	2/3/5	4.8	1	0	4/1	0	0	6	6.5
at Colorado	11/28/21	*	16	5-6	.833	3-4	.750	2-2	1.000	0/2/2	4.4	4	0	1/1	0	0	15	7.7
Oregon	12/12/21	*	33	1-4	.250	0-3	.000	2-2	1.000	2/1/3	4.3	2	0	1/0	0	2	4	7.3
Dartmouth	12/16/21	DNP																
vs. Texas	12/19/21	*	22	2-7	.286	0-4	.000	0-1	.000	1/2/3	4.1	2	0	3/1	0	2	4	6.9
vs. Wyoming	12/22/21	*	29	7-11	.636	1-3	.333	0-0	.000	0/6/6	4.3	3	0	0/0	1	0	15	7.7
vs. Liberty	12/23/21	*	29	8-11	.727	5-8	.625	4-4	1.000	1/5/6	4.5	3	0	1/6	0	1	25	9.3

### CAREER STATS

YEAR	GP	GS	MIN	AVG	FG	FGA	PCT	3-POINT			FT	FTA	PCT	REBOUNDING							PTS	AVG			
								FG	FGA	PCT				OFF	DEF	TOT	AVG	PF	FO	AST			TO	BLK	STL
2019-20	32	29	913	28.5	93	221	.421	81	188	.431	16	23	.696	16	85	101	3.2	59	0	27	27	28	19	283	8.8
2020-21	26	25	735	28.3	72	173	.416	46	124	.371	22	33	.667	21	80	101	3.9	81	1	27	31	17	32	212	8.2
2021-22	11	11	272	24.7	38	79	.481	13	43	.302	13	17	.765	12	37	49	4.5	29	0	14	14	5	11	102	9.3
<b>TOTAL</b>	<b>69</b>	<b>65</b>	<b>1920</b>	<b>27.8</b>	<b>203</b>	<b>473</b>	<b>.429</b>	<b>140</b>	<b>355</b>	<b>.394</b>	<b>51</b>	<b>73</b>	<b>.699</b>	<b>49</b>	<b>202</b>	<b>251</b>	<b>3.6</b>	<b>169</b>	<b>1</b>	<b>68</b>	<b>72</b>	<b>50</b>	<b>62</b>	<b>597</b>	<b>8.7</b>



## #20 NOAH TAITZ

Sophomore | Guard | 6-3 | 185

Las Vegas, Nev. | Bishop Gorman | Undeclared

### Three things to know...

- 1: ESPN four-star recruit, ranked #99 nationally. 22nd-ranked shooting guard nationally
- 2: Captured four consecutive state championships with Bishop Gorman
- 3: Sweet shooting combo guard, selected Stanford over Saint Mary's, San Diego State, USC and Washington

**Career Accolades:** N/A

**Trending:** Second in Pac-12 in 3-point percentage (46.7%) ... Hit a career-high three triples against Valparaiso (Nov. 17), has multiple threes in five games ... 14 for his last 28 (.500) from downtown.

**Diamond Head:** 2.5 pts, 0.5 reb, 1.0 ast

### TAITZ'S CAREER HIGHS

Points .....13, at Arizona State 1/30/21  
 FG ..... 5, at California 2/4/21  
 FGA ..... 8, twice  
 3FG ..... 3, vs. Valparaiso 11/17/21  
 3FGA ..... 6, at CSUN 12/15/20  
 FT .....4, at Arizona State 1/30/21  
 FTA ..... 4, twice  
 Rebounds..... 5, at CSUN 12/15/20  
 Assists ..... 3, at CSUN 12/15/20  
 Blocks ..... -  
 Steals .....3, twice  
 Minutes.....34, at Arizona State 1/30/21

### TAITZ'S SEASON HIGHS

Points ..... 11, vs. Valparaiso 11/17/21  
 FG ..... 4, vs. Valparaiso 11/17/21  
 FGA ..... 7, vs. Valparaiso 11/17/21  
 3FG ..... 3, vs. Valparaiso 11/17/21  
 3FGA ..... 5, twice  
 FT .....2, vs. Dartmouth 12/16/21  
 FTA ..... 2, three times  
 Rebounds..... 4, vs. Dartmouth 12/16/21  
 Assists .....2, twice  
 Blocks ..... -  
 Steals .....1, four times  
 Minutes..... 26, vs. Texas 12/19/21

### 2021-22 GAME-BY-GAME

Opponent	Date	GS	Min	FG-FGA	Pct	3FG-FGA	Pct	FT-FTA	Pct	O/D/T	Avg	PF	FO	A/T	B	S	P	Avg
Tarleton State	11/09/21	DNP																
at Santa Clara	11/12/21		1	0-0	.000	0-0	.000	0-0	.000	0/0/0	0.0	0	0	0/0	0	0	0	0.0
San Jose State	11/15/21		4	0-2	.000	0-2	.000	0-0	.000	0/1/1	0.5	0	0	0/1	0	0	0	0.0
Valparaiso	11/17/21		15	4-7	.571	3-5	.600	0-0	.000	0/2/2	1.0	1	0	1/0	0	1	11	3.7
at Baylor	11/20/21		14	3-6	.500	2-3	.667	0-0	.000	1/1/2	1.3	1	0	0/3	0	0	8	4.8
NC A&T	11/23/21		15	3-6	.500	2-4	.500	0-0	.000	0/2/2	1.4	1	0	2/2	0	1	8	5.4
at Colorado	11/28/21		15	2-5	.400	2-3	.667	1-2	.500	0/0/0	1.2	2	0	1/0	0	0	7	5.7
Oregon	12/12/21		9	1-2	.500	1-2	.500	0-0	.000	0/0/0	1.0	2	0	0/0	0	0	3	5.3
Dartmouth	12/16/21		25	2-6	.333	2-5	.400	2-2	1.000	0/4/4	1.4	2	0	1/1	0	1	8	5.6
vs. Texas	12/19/21		26	2-5	.400	1-2	.500	0-0	.000	0/2/2	1.4	0	0	0/0	0	0	5	5.6
vs. Wyoming	12/22/21		16	1-4	.250	0-1	.000	0-2	.000	0/1/1	1.4	0	0	2/0	0	1	2	5.2
vs. Liberty	12/23/21		10	1-3	.333	1-3	.333	0-0	.000	0/0/0	1.3	2	0	0/1	0	0	3	5.0

### CAREER STATS

YEAR	GP	GS	MIN	AVG	FG	FGA	PCT	3-POINT			FT	FTA	PCT	REBOUNDING							PTS	AVG			
								FG	FGA	PCT				OFF	DEF	TOT	AVG	PF	FO	AST			TO	BLK	STL
2020-21	24	0	358	14.9	29	82	.354	11	42	.262	11	15	.733	5	22	27	1.1	15	0	9	24	0	13	80	3.3
2021-22	11	0	150	13.6	19	46	.413	14	30	.467	3	6	.500	1	13	14	1.3	11	0	7	8	0	4	55	5.0
<b>TOTAL</b>	<b>35</b>	<b>0</b>	<b>508</b>	<b>14.5</b>	<b>48</b>	<b>128</b>	<b>.375</b>	<b>25</b>	<b>72</b>	<b>.347</b>	<b>14</b>	<b>21</b>	<b>.667</b>	<b>6</b>	<b>35</b>	<b>41</b>	<b>1.2</b>	<b>26</b>	<b>0</b>	<b>16</b>	<b>32</b>	<b>0</b>	<b>17</b>	<b>135</b>	<b>3.9</b>



## #21 DANIEL BEGOVICH

5th | Guard | 6-5 | 215

San Francisco, Calif. | St. Ignatius College Prep | Economics

### Three things to know...

- 1: Manager for first two seasons, earned spot on the team starting in 2019-20
- 2: Two brothers at Stanford, including Neal, a redshirt sophomore on the men's basketball team
- 3: Spent the summer as an Analyst with the Tech Media and Telecom Investment Banking Team at Bank of America

**Career Accolades:** Two-time Pac-12 Academic Honor Roll (2020, 2021) ... Two-time NABC Honors Court (2020, 2021).

**Trending:** N/A

### BEGOVICH'S CAREER HIGHS

Points ..... -  
 FG ..... -  
 FGA ..... -  
 3FG ..... -  
 3FGA ..... -  
 FT ..... -  
 FTA ..... -  
 Rebounds ..... 1, three times  
 Assists ..... -  
 Blocks ..... -  
 Steals ..... -  
 Minutes ..... 3, vs. North Carolina A&T 12/6/20

### BEGOVICH'S SEASON HIGHS

Points ..... -  
 FG ..... -  
 FGA ..... -  
 3FG ..... -  
 3FGA ..... -  
 FT ..... -  
 FTA ..... -  
 Rebounds ..... 1, vs. Valparaiso 11/17/21  
 Assists ..... -  
 Blocks ..... -  
 Steals ..... -  
 Minutes ..... 2, twice

### 2021-22 GAME-BY-GAME

Opponent	Date	GS	Min	FG-FGA	Pct	3FG-FGA	Pct	FT-FTA	Pct	O/D/T	Avg	PF	FO	A/T	B	S	P	Avg	
Tarleton State	11/09/21	DNP																	
at Santa Clara	11/12/21	DNP																	
San Jose State	11/15/21	DNP																	
Valparaiso	11/17/21		2	0-0	.000	0-0	.000	0-0	.000	0/1/1	1.0	0	0	0/0	0	0	0	0.0	
at Baylor	11/20/21	DNP																	
NC A&T	11/23/21		2	0-0	.000	0-0	.000	0-0	.000	0/0/0	0.5	0	0	0/1	0	0	0	0.0	
at Colorado	11/28/21	DNP																	
Oregon	12/12/21	DNP																	
Dartmouth	12/16/21	DNP																	
vs. Texas	12/19/21	DNP																	
vs. Wyoming	12/22/21	DNP																	
vs. Liberty	12/23/21	DNP																	

### CAREER STATS

YEAR	GP	GS	MIN	AVG	FG	FGA	PCT	3-POINT			FT	FTA	PCT	REBOUNDING							PTS	AVG			
								FG	FGA	PCT				OFF	DEF	TOT	AVG	PF	FO	AST			TO	BLK	STL
2019-20	4	0	5	1.3	0	0	.000	0	0	.000	0	0	.000	1	0	1	0.3	1	0	0	1	0	0	0	0.0
2020-21	5	1	7	1.4	0	0	.000	0	0	.000	0	0	.000	0	1	1	0.2	0	0	0	1	0	0	0	0.0
2021-22	2	0	4	2.0	0	0	.000	0	0	.000	0	0	.000	0	1	1	0.5	0	0	0	1	0	0	0	0.0
<b>TOTAL</b>	<b>11</b>	<b>1</b>	<b>16</b>	<b>1.5</b>	<b>0</b>	<b>0</b>	<b>.000</b>	<b>0</b>	<b>0</b>	<b>.000</b>	<b>0</b>	<b>0</b>	<b>.000</b>	<b>1</b>	<b>2</b>	<b>3</b>	<b>0.3</b>	<b>1</b>	<b>0</b>	<b>0</b>	<b>3</b>	<b>0</b>	<b>0</b>	<b>0</b>	<b>0.0</b>



## #22 JAMES KEEFE

Junior | Forward | 6-9 | 235

Los Angeles, Calif. | Loyola | Economics

### Three things to know...

1: Physical rim-running forward, tireless worker. Can defend both post positions.

2: Son of Adam Keefe, a nine-year NBA veteran and Stanford's all-time leading rebounder (1,119) and third-leading scorer (2,319), and Kristin Klein Keefe, an Olympian and four-time All-American on the Stanford volleyball team. Sisters Caitlin and Michaela, class of 2020, played for Stanford's volleyball team, and won three national titles.

3: Spent the summer as an Equity Analyst Intern for Nuveen NWQ Investment Management

**Career Accolades:** 2021 Pac-12 Academic Honor Roll.

**Trending:** Scored a career-high 12 points with nine rebounds and a career-high four assists last home game against Dartmouth (Dec. 16) ... First-career double-digit rebound game came at NC A&T (Dec. 6, 2020) ... Started last five games, first starts of his career.

### KEEFE'S CAREER HIGHS

Points ..... 12, vs. Dartmouth 12/16/21  
 FG ..... 5, vs. Dartmouth 12/16/21  
 FGA ..... 8, vs. Dartmouth 12/16/21  
 3FG ..... -  
 3FGA ..... -  
 FT ..... 4, twice  
 FTA ..... 7, twice  
 Rebounds ..... 10, at North Carolina A&T 12/6/20  
 Assists ..... 4, vs. Dartmouth 12/16/21  
 Blocks ..... 2, vs. Washington 1/9/20  
 Steals ..... 1, nine times  
 Minutes ..... 32, vs. Dartmouth 12/16/21

### KEEFE'S SEASON HIGHS

Points ..... 12, vs. Dartmouth 12/16/21  
 FG ..... 5, vs. Dartmouth 12/16/21  
 FGA ..... 8, vs. Dartmouth 12/16/21  
 3FG ..... -  
 3FGA ..... -  
 FT ..... 3, vs. Oregon 12/12/21  
 FTA ..... 7, vs. Oregon 12/12/21  
 Rebounds ..... 9, vs. Dartmouth 12/16/21  
 Assists ..... 4, vs. Dartmouth 12/16/21  
 Blocks ..... 1, three times  
 Steals ..... 1, vs. Oregon 12/12/21  
 Minutes ..... 32, vs. Dartmouth 12/16/21

**Diamond Head:** 1.0 pts, 2.5 reb, 0.0 ast

### 2021-22 GAME-BY-GAME

Opponent	Date	GS	Min	FG-FGA	Pct	3FG-FGA	Pct	FT-FTA	Pct	O/D/T	Avg	PF	FO	A/T	B	S	P	Avg
Tarleton State	11/09/21		4	0-0	.000	0-0	.000	0-0	.000	0/1/1	1.0	0	0	0/0	0	0	0	0.0
at Santa Clara	11/12/21		4	0-0	.000	0-0	.000	0-0	.000	1/0/1	1.0	0	0	0/0	0	0	0	0.0
San Jose State	11/15/21	DNP																
Valparaiso	11/17/21		8	2-4	.500	0-0	.000	0-0	.000	1/2/3	1.7	0	0	0/0	0	0	4	1.3
at Baylor	11/20/21	DNP																
NC A&T	11/23/21		20	4-4	1.000	0-0	.000	0-3	.000	2/4/6	2.8	2	0	1/1	0	0	8	3.0
at Colorado	11/28/21		10	0-0	.000	0-0	.000	2-2	1.000	0/1/1	2.4	0	0	0/0	0	0	2	2.8
Oregon	12/12/21	*	25	0-1	.000	0-0	.000	3-7	.429	3/5/8	3.3	2	0	0/2	1	1	3	2.8
Dartmouth	12/16/21	*	32	5-8	.625	0-0	.000	2-5	.400	6/3/9	4.1	2	0	4/0	1	0	12	4.1
vs. Texas	12/19/21	*	12	0-0	.000	0-0	.000	0-0	.000	0/2/2	3.9	2	0	0/3	0	0	0	3.6
vs. Wyoming	12/22/21	*	24	1-3	.333	0-0	.000	0-2	.000	2/1/3	3.8	5	1	0/0	0	0	2	3.4
vs. Liberty	12/23/21	*	20	0-1	.000	0-0	.000	0-0	.000	1/1/2	3.6	4	0	0/0	1	0	0	3.1

### CAREER STATS

YEAR	GP	GS	MIN	AVG	FG	FGA	PCT	3-POINT			FT	FTA	PCT	REBOUNDING							PTS	AVG			
								FG	FGA	PCT				OFF	DEF	TOT	AVG	PF	FO	AST			TO	BLK	STL
2019-20	30	0	272	9.1	27	51	.529	0	0	.000	12	32	.375	16	44	60	2.0	42	0	4	11	7	5	66	2.2
2020-21	24	0	182	7.6	9	26	.346	0	0	.000	12	20	.600	14	28	42	1.8	18	0	6	7	3	4	30	1.3
2021-22	10	5	159	15.9	12	21	.571	0	0	.000	7	19	.368	16	20	36	3.6	17	1	5	6	3	1	31	3.1
<b>TOTAL</b>	<b>64</b>	<b>5</b>	<b>613</b>	<b>9.6</b>	<b>48</b>	<b>98</b>	<b>.490</b>	<b>0</b>	<b>0</b>	<b>.000</b>	<b>31</b>	<b>71</b>	<b>.437</b>	<b>46</b>	<b>92</b>	<b>138</b>	<b>2.2</b>	<b>77</b>	<b>1</b>	<b>15</b>	<b>24</b>	<b>13</b>	<b>10</b>	<b>127</b>	<b>2.0</b>





## #23 BRANDON ANGEL

Sophomore | Forward | 6-8 | 230

San Diego, Calif. | Torrey Pines | Undeclared

### Three things to know...

- 1: 247Sports four-star recruit (#123). Top-25 rated forward nationally
- 2: Elite shooter in high school, can line up at either forward position. Chose Stanford over California and Wisconsin
- 3: All-CIF first team selection as a senior at Torrey Pines

**Career Accolades:** N/A

**Trending:** Career-high 18 points on 7-for-7 shooting Dec. 16 against Dartmouth ... Multiple field goals in eight of last nine games. Averaging 9.4 points per game over the stretch, which ranks fourth on the team, while shooting 56.9 percent from the floor and 45.5 percent from 3-point range.

**Diamond Head:** 12.0 pts, 6.0 reb, 0.5 ast

- 13th in tournament in scoring, eighth in rebounds, fourth in free throw percentage

### ANGEL'S CAREER HIGHS

Points ..... 18, vs. Dartmouth 12/16/21  
 FG ..... 7, vs. Dartmouth 12/16/21  
 FGA ..... 8, twice  
 3FG ..... 3, twice  
 3FGA ..... 5, at USC 3/3/21  
 FT ..... 6, at Colorado 11/28/21  
 FTA ..... 6, at Colorado 11/28/21  
 Rebounds ..... 6, twice  
 Assists ..... 2, vs. USC 2/2/21  
 Blocks ..... 1, three times  
 Steals ..... 2, at Colorado 11/28/21  
 Minutes ..... 29, at Colorado 11/28/21

### ANGEL'S SEASON HIGHS

Points ..... 18, vs. Dartmouth 12/16/21  
 FG ..... 7, vs. Dartmouth 12/16/21  
 FGA ..... 8, vs. Liberty 12/23/21  
 3FG ..... 3, vs. Valparaiso 11/17/21  
 3FGA ..... 4, twice  
 FT ..... 6, at Colorado 11/28/21  
 FTA ..... 6, at Colorado 11/28/21  
 Rebounds ..... 6, twice  
 Assists ..... 1, six times  
 Blocks ..... 1, twice  
 Steals ..... 2, at Colorado 11/28/21  
 Minutes ..... 29, at Colorado 11/28/21

### 2021-22 GAME-BY-GAME

Opponent	Date	GS	Min	FG-FGA	Pct	3FG-FGA	Pct	FT-FTA	Pct	O/D/T	Avg	PF	FO	A/T	B	S	P	Avg
Tarleton State	11/09/21	14	0-1	.000	0-1	.000	0-2	.000	1/0/1	1.0	0	0	0/0	0	0	0	0	0.0
at Santa Clara	11/12/21	12	0-2	.000	0-1	.000	0-0	.000	1/1/2	1.5	2	0	1/0	0	0	0	0	0.0
San Jose State	11/15/21	8	1-2	.500	0-0	.000	1-1	1.000	1/2/3	2.0	2	0	0/2	0	0	3	1.0	
Valparaiso	11/17/21	19	4-5	.800	3-4	.750	2-2	1.000	0/1/1	1.8	1	0	1/1	0	0	13	4.0	
at Baylor	11/20/21	19	2-3	.667	1-2	.500	0-0	.000	1/1/2	1.8	4	0	1/0	1	0	5	4.2	
NC A&T	11/23/21	12	2-6	.333	0-2	.000	1-3	.333	0/3/3	2.0	1	0	0/0	0	0	5	4.3	
at Colorado	11/28/21	29	3-7	.429	1-4	.250	6-6	1.000	2/2/4	2.3	1	0	1/3	0	2	13	5.6	
Oregon	12/12/21	7	0-2	.000	0-2	.000	0-0	.000	0/0/0	2.0	2	0	0/1	0	0	0	4.9	
Dartmouth	12/16/21	25	7-7	1.000	1-1	1.000	3-5	.600	1/3/4	2.2	1	0	0/0	0	0	18	6.3	
vs. Texas	12/19/21	17	3-6	.500	1-2	.500	0-0	.000	1/1/2	2.2	3	0	1/2	0	0	7	6.4	
vs. Wyoming	12/22/21	27	2-7	.286	1-2	.500	2-2	1.000	0/6/6	2.5	1	0	0/0	0	0	7	6.5	
vs. Liberty	12/23/21	25	6-8	.750	2-3	.667	3-4	.750	0/6/6	2.8	4	0	1/1	1	0	17	7.3	

### CAREER STATS

YEAR	GP	GS	MIN	AVG	FG	FGA	PCT	3-POINT			FT	FTA	PCT	REBOUNDING							PTS	AVG			
								FG	FGA	PCT				OFF	DEF	TOT	AVG	PF	FO	AST			TO	BLK	STL
2020-21	17	0	154	9.1	11	36	.306	5	20	.250	4	4	1.000	2	18	20	1.2	19	0	4	10	1	4	31	1.8
2021-22	12	0	214	17.8	30	56	.536	10	24	.417	18	25	.720	8	26	34	2.8	22	0	6	10	2	2	88	7.3
<b>TOTAL</b>	<b>29</b>	<b>0</b>	<b>368</b>	<b>12.7</b>	<b>41</b>	<b>92</b>	<b>.446</b>	<b>15</b>	<b>44</b>	<b>.341</b>	<b>22</b>	<b>29</b>	<b>.759</b>	<b>10</b>	<b>44</b>	<b>54</b>	<b>1.9</b>	<b>41</b>	<b>0</b>	<b>10</b>	<b>20</b>	<b>3</b>	<b>6</b>	<b>119</b>	<b>4.1</b>



## #24 SAM BESKIND

Redshirt Junior | Guard | 6-4 | 190

Tuscon, Ariz. | Catalina Foothills | Masters: Management Science & Engineering

### Three things to know...

1: Walk-on, but earned scholarship for 2019-20 season on team's foreign trip to Italy. Hard-nosed guard, good defender.

2: Led Stanford's efforts on #AllVoteNoPlay, on the NCAA's mandatory off-day on Election Day

3: Spent the summer as an Intern on the Global Consumer Planning Team at Nike

**Career Accolades:** Two-time Pac-12 Winter Academic Honor Roll (2020, 2021) ... 2021 NABC Honors Court.

**Trending:** Earned first-career start against San Jose State (Nov. 15), and played a career-high 23 minutes ... Already has a career-high for minutes played in a season ... Career-best four rebounds Dec. 16 vs. Dartmouth ... Spotlighted in 'My Stanford Story' feature on GoStanford.com last week.

### BESKIND'S CAREER HIGHS

Points .....3, vs. Long Beach St. 11/12/19  
 FG ..... 1, three times  
 FGA ..... 4, vs. San Jose State 11/15/21  
 3FG .....1, vs. Long Beach St. 11/12/19  
 3FGA .....1, six times  
 FT .....2, vs. Valparaiso 11/17/21  
 FTA ..... 2, twice  
 Rebounds ..... 4, vs. Dartmouth 12/16/21  
 Assists .....1, three times  
 Blocks ..... 1, vs. William & Mary 11/21/19  
 Steals .....2, vs. Valparaiso 11/17/21  
 Minutes .....23, vs. San Jose State 11/15/21

### BESKIND'S SEASON HIGHS

Points ..... 2, twice  
 FG ..... 1, vs. San Jose State 11/15/21  
 FGA ..... 4, vs. San Jose State 11/15/21  
 3FG ..... -  
 3FGA ..... 1, three times  
 FT .....2, vs. Valparaiso 11/17/21  
 FTA .....2, vs. Valparaiso 11/17/21  
 Rebounds .....4, vs. Dartmouth 12/16/21  
 Assists .....1, twice  
 Blocks ..... -  
 Steals .....2, vs. Valparaiso 11/17/21  
 Minutes .....23, vs. San Jose State 11/15/21


**Diamond Head:** 0.0 pts, 0.0 reb, 0.0 ast

### 2021-22 GAME-BY-GAME

Opponent	Date	GS	Min	FG-FGA	Pct	3FG-FGA	Pct	FT-FTA	Pct	O/D/T	Avg	PF	FO	A/T	B	S	P	Avg
Tarleton State	11/09/21		8	0-1	.000	0-1	.000	0-0	.000	0/1/1	1.0	0	0	1/0	0	0	0	0.0
at Santa Clara	11/12/21		5	0-1	.000	0-0	.000	0-0	.000	0/0/0	0.5	1	0	0/0	0	1	0	0.0
San Jose State	11/15/21	*	23	1-4	.250	0-1	.000	0-0	.000	2/1/3	1.3	1	0	0/0	0	0	2	0.7
Valparaiso	11/17/21	*	12	0-1	.000	0-0	.000	2-2	1.000	0/0/0	1.0	0	0	0/1	0	2	2	1.0
at Baylor	11/20/21	*	8	0-1	.000	0-0	.000	0-0	.000	0/0/0	0.8	1	0	0/1	0	0	0	0.8
NC A&T	11/23/21		1	0-0	.000	0-0	.000	0-0	.000	0/0/0	0.7	0	0	0/0	0	0	0	0.7
at Colorado	11/28/21		4	0-0	.000	0-0	.000	0-0	.000	0/1/1	0.7	1	0	1/1	0	0	0	0.6
Oregon	12/12/21																	
Dartmouth	12/16/21		15	0-1	.000	0-1	.000	0-0	.000	1/3/4	1.1	2	0	0/1	0	1	0	0.5
vs. Texas	12/19/21		1	0-0	.000	0-0	.000	0-0	.000	0/0/0	1.0	0	0	0/0	0	0	0	0.4
vs. Wyoming	12/22/21		3	0-0	.000	0-0	.000	0-0	.000	0/0/0	0.9	1	0	0/0	0	0	0	0.4
vs. Liberty	12/23/21		2	0-0	.000	0-0	.000	0-0	.000	0/0/0	0.8	1	0	0/1	0	0	0	0.4

### CAREER STATS

YEAR	GP	GS	MIN	AVG	FG	FGA	PCT	3-POINT			FT	FTA	PCT	REBOUNDING							PTS	AVG			
								FG	FGA	PCT				OFF	DEF	TOT	AVG	PF	FO	AST			TO	BLK	STL
2018-19	1	0	1	1.0	0	0	.000	0	0	.000	0	0	.000	0	0	0	0.0	0	0	0	0	0	0	0	0.0
2019-20	14	0	30	2.1	1	3	.333	1	3	.333	0	0	.000	0	3	3	0.2	4	0	1	1	1	0	3	0.2
2020-21	11	0	18	1.6	1	2	.500	0	0	.000	1	3	.333	0	1	1	0.1	1	0	0	2	0	0	3	0.3
2021-22	11	3	82	7.5	1	9	.111	0	3	.000	2	2	1.000	3	6	9	0.8	8	0	2	5	0	4	4	0.4
<b>TOTAL</b>	<b>37</b>	<b>3</b>	<b>131</b>	<b>3.5</b>	<b>3</b>	<b>14</b>	<b>.214</b>	<b>1</b>	<b>6</b>	<b>.167</b>	<b>3</b>	<b>5</b>	<b>.600</b>	<b>3</b>	<b>10</b>	<b>13</b>	<b>0.4</b>	<b>13</b>	<b>0</b>	<b>3</b>	<b>8</b>	<b>1</b>	<b>4</b>	<b>10</b>	<b>0.3</b>



## #32 LUKAS KISUNAS

Senior | Forward | 6-10 | 265

Vilnius, Lithuania | Brewster Academy (N.H.) | Psychology

### Three things to know...

- 1: Hard-nosed forward/center, terrific rebounder and screen setter
- 2: Competed at 2017 FIBA U18 European Championships in Slovakia, helping Lithuania to a third-place finish
- 3: Chose Stanford over Arizona and UConn

**Career Accolades:** Two-time Pac-12 Academic Honor Roll (2020, 2021) ... NABC Honors Court (2021)

**Trending:** Tied his career high in the season opener against Tarleton with 12 points ... One of the top offensive rebounders on the team, averaged 2.7 offensive rebounds per 40 minutes last season, averaging 3.5 per 40 to start this season. At least one offensive rebound in eight of 12 games.

**Diamond Head:** 1.0 pts, 2.0 reb, 0.0 ast

### KISUNAS' CAREER HIGHS

Points ..... 12, three times  
 FG ..... 5, three times  
 FGA ..... 8, vs. Oregon State 2/27/21  
 3FG ..... -  
 3FGA ..... -  
 FT ..... 6, vs. Tarleton State 11/9/21  
 FTA ..... 8, vs. Tarleton State 11/9/21  
 Rebounds ..... 10, vs. Santa Clara 11/16/19  
 Assists ..... 3, vs. Washington St. 1/11/20  
 Blocks ..... 2, three times  
 Steals ..... 3, vs. UNC Wilmington 12/1/19  
 Minutes ..... 33, vs. UCLA 1/23/21

### KISUNAS' SEASON HIGHS

Points ..... 12, vs. Tarleton State 11/9/21  
 FG ..... 5, at Colorado 11/28/21  
 FGA ..... 5, at Colorado 11/28/21  
 3FG ..... -  
 3FGA ..... -  
 FT ..... 6, vs. Tarleton State 11/9/21  
 FTA ..... 8, vs. Tarleton State 11/9/21  
 Rebounds ..... 9, at Colorado 11/28/21  
 Assists ..... 1, three times  
 Blocks ..... 1, vs. San Jose State 11/15/21  
 Steals ..... 1, at Baylor 11/20/21  
 Minutes ..... 22, vs. Tarleton State 11/9/21

### 2021-22 GAME-BY-GAME

Opponent	Date	GS	Min	FG-FGA	Pct	3FG-FGA	Pct	FT-FTA	Pct	O/D/T	Avg	PF	FO	A/T	B	S	P	Avg
Tarleton State	11/09/21	*	22	3-3	1.000	0-0	.000	6-8	.750	1/4/5	5.0	4	0	0/3	0	0	12	12.0
at Santa Clara	11/12/21	*	12	1-3	.333	0-0	.000	0-0	.000	1/1/2	3.5	0	0	0/2	0	0	2	7.0
San Jose State	11/15/21		12	2-3	.667	0-0	.000	2-4	.500	1/3/4	3.7	3	0	0/0	1	0	6	6.7
Valparaiso	11/17/21		11	1-2	.500	0-0	.000	0-2	.000	2/1/3	3.5	3	0	0/2	0	0	2	5.5
at Baylor	11/20/21		11	0-2	.000	0-0	.000	0-0	.000	1/0/1	3.0	2	0	1/1	0	1	0	4.4
NC A&T	11/23/21		8	1-1	1.000	0-0	.000	0-0	.000	0/3/3	3.0	1	0	1/0	1	0	2	4.0
at Colorado	11/28/21		18	5-5	1.000	0-0	.000	1-1	1.000	3/6/9	3.9	1	0	0/1	0	0	11	5.0
Oregon	12/12/21		4	0-0	.000	0-0	.000	0-0	.000	1/0/1	3.5	1	0	1/1	0	0	0	4.4
Dartmouth	12/16/21		7	1-3	.333	0-0	.000	0-0	.000	1/2/3	3.4	1	0	0/0	0	0	2	4.1
vs. Texas	12/19/21		5	0-0	.000	0-0	.000	0-0	.000	0/0/0	3.1	2	0	0/0	0	0	0	3.7
vs. Wyoming	12/22/21		11	1-1	1.000	0-0	.000	0-0	.000	0/2/2	3.0	0	0	0/1	0	0	2	3.5
vs. Liberty	12/23/21		7	0-0	.000	0-0	.000	0-0	.000	0/2/2	2.9	1	0	0/0	0	0	0	3.3

### CAREER STATS

YEAR	GP	GS	MIN	AVG	FG	FGA	PCT	3-POINT			FT	FTA	PCT	REBOUNDING							PTS	AVG			
								FG	FGA	PCT				OFF	DEF	TOT	AVG	PF	FO	AST			TO	BLK	STL
2018-19	28	0	172	6.1	17	33	.515	0	0	.000	11	18	.611	16	33	49	1.8	30	0	4	10	7	1	45	1.6
2019-20	32	5	354	11.1	34	63	.540	0	0	.000	10	24	.417	38	53	91	2.8	50	1	19	39	9	7	78	2.4
2020-21	26	14	410	15.8	34	62	.548	0	0	.000	17	37	.459	27	61	88	3.4	49	0	13	24	10	6	85	3.3
2021-22	12	2	128	10.7	15	23	.652	0	0	.000	9	15	.600	11	24	35	2.9	19	0	3	11	2	1	39	3.3
<b>TOTAL</b>	<b>98</b>	<b>21</b>	<b>1064</b>	<b>10.9</b>	<b>100</b>	<b>181</b>	<b>.552</b>	<b>0</b>	<b>0</b>	<b>.000</b>	<b>47</b>	<b>94</b>	<b>.500</b>	<b>92</b>	<b>171</b>	<b>263</b>	<b>2.7</b>	<b>148</b>	<b>1</b>	<b>39</b>	<b>84</b>	<b>28</b>	<b>15</b>	<b>247</b>	<b>2.5</b>



## #42 MAXIME RAYNAUD

Freshman | Forward | 7-1 | 240

Paris, France | Lycee Henri IV | Undeclared

### Three things to know...

1: Played for Espoirs Nanterre before Stanford, where he averaged 12.8 points and 8.7 rebounds per game. Can stretch his game to the 3-point line. Teammate of projected 2023 NBA top pick Victor Wembanyama.

2: Part of French national team system. Won a silver medal at the FIBA U16 European Championships in 2019 in Italy.

3: Attended the prestigious Lycee Henri IV in Paris, interested in astrophysics

**Career Accolades:** N/A

**Trending:** First-career double-double in second-career game, with 16 points and 10 rebounds against Santa Clara (Nov. 12) ... 16 points against the Broncos is tied for the fourth-most in the Pac-12 by a freshman in a single game, trailing Harrison Ingram (19, twice) and UCLA's Peyton Watson (19) ... Third among all Pac-12 freshmen with 4.3 rebounds per game, fifth at 5.1 points per game.

### RAYNAUD'S CAREER HIGHS

Points.....16, at Santa Clara 11/12/21  
 FG.....7, at Santa Clara 11/12/21  
 FGA.....9, at Santa Clara 11/12/21  
 3FG.....1, five times  
 3FGA.....2, three times  
 FT.....2, vs. Valparaiso 11/17/21  
 FTA.....4, vs. San Jose State 11/15/21  
 Rebounds.....10, at Santa Clara 11/12/21  
 Assists.....4, at Santa Clara 11/12/21  
 Blocks.....2, vs. Texas 12/19/21  
 Steals.....2, vs. Valparaiso 11/17/21  
 Minutes.....24, vs. Texas 12/19/21

### RAYNAUD'S SEASON HIGHS

Points.....16, at Santa Clara 11/12/21  
 FG.....7, at Santa Clara 11/12/21  
 FGA.....9, at Santa Clara 11/12/21  
 3FG.....1, five times  
 3FGA.....2, three times  
 FT.....2, vs. Valparaiso 11/17/21  
 FTA.....4, vs. San Jose State 11/15/21  
 Rebounds.....10, at Santa Clara 11/12/21  
 Assists.....4, at Santa Clara 11/12/21  
 Blocks.....2, vs. Texas 12/19/21  
 Steals.....2, vs. Valparaiso 11/17/21  
 Minutes.....24, vs. Texas 12/19/21

**Diamond Head:** 1.5 pts, 2.0 reb, 0.5 ast

### 2021-22 GAME-BY-GAME

Opponent	Date	GS	Min	FG-FGA	Pct	3FG-FGA	Pct	FT-FTA	Pct	O/D/T	Avg	PF	FO	A/T	B	S	P	Avg
Tarleton State	11/09/21		11	1-2	.500	0-0	.000	0-0	.000	1/5/6	6.0	0	0	0/1	0	0	2	2.0
at Santa Clara	11/12/21		22	7-9	.778	1-2	.500	1-1	1.000	5/5/10	8.0	5	1	4/2	1	0	16	9.0
San Jose State	11/15/21	*	23	5-7	.714	0-1	.000	1-4	.250	2/4/6	7.3	1	0	0/2	1	0	11	9.7
Valparaiso	11/17/21	*	21	3-6	.500	1-1	1.000	2-2	1.000	0/3/3	6.3	0	0	1/2	0	2	9	9.5
at Baylor	11/20/21	*	20	1-5	.200	0-2	.000	1-2	.500	1/1/2	5.4	0	0	2/5	0	0	3	8.2
NC A&T	11/23/21	*	12	3-4	.750	1-1	1.000	0-0	.000	3/3/6	5.5	0	0	0/2	0	0	7	8.0
at Colorado	11/28/21	*	12	1-1	1.000	1-1	1.000	0-0	.000	0/5/5	5.4	3	0	0/0	0	0	3	7.3
Oregon	12/12/21		8	1-3	.333	0-0	.000	1-1	1.000	1/0/1	4.9	2	0	0/0	0	0	3	6.8
Dartmouth	12/16/21		6	0-1	.000	0-0	.000	0-0	.000	0/1/1	4.4	0	0	0/1	0	1	0	6.0
vs. Texas	12/19/21		24	2-4	.500	0-0	.000	0-1	.000	1/6/7	4.7	1	0	1/1	2	1	4	5.8
vs. Wyoming	12/22/21		5	1-2	.500	1-2	.500	0-0	.000	1/2/3	4.5	3	0	1/1	1	0	3	5.5
vs. Liberty	12/23/21		4	0-0	.000	0-0	.000	0-0	.000	1/0/1	4.3	0	0	0/1	0	0	0	5.1

### CAREER STATS

YEAR	GP	GS	MIN	AVG	FG	FGA	PCT	3-POINT			FT	FTA	PCT	REBOUNDING							PTS	AVG			
								FG	FGA	PCT				OFF	DEF	TOT	AVG	PF	FO	AST			TO	BLK	STL
2021-22	12	5	168	14.0	25	44	.568	5	10	.500	6	11	.545	16	35	51	4.3	15	1	9	18	5	4	61	5.1
<b>TOTAL</b>	<b>12</b>	<b>5</b>	<b>168</b>	<b>14.0</b>	<b>25</b>	<b>44</b>	<b>.568</b>	<b>5</b>	<b>10</b>	<b>.500</b>	<b>6</b>	<b>11</b>	<b>.545</b>	<b>16</b>	<b>35</b>	<b>51</b>	<b>4.3</b>	<b>15</b>	<b>1</b>	<b>9</b>	<b>18</b>	<b>5</b>	<b>4</b>	<b>61</b>	<b>5.1</b>



## #55 HARRISON INGRAM

Freshman | Forward | 6-7 | 230

Dallas, Texas | St. Mark's | Undeclared

### Three things to know...

1: Consensus five-star recruit, rated No. 12 nationally by Rivals, No. 16 by 247Sports and No. 20 by ESPN

2: Ninth McDonald's All-American in program history, gives Stanford a participant for the second-straight year for the first time in program history

3: Won a gold medal at the FIBA U19 World Cup with the United States, where head coach Jerod Haase was an assistant coach

**Career Accolades:** Preseason All-Pac-12 honorable mention ... Julius Erving Small Forward of the Year watch list ... Three-time Pac-12 Freshman of the Week (Nov. 15, Dec. 13, Dec. 20).

**Trending:** Pac-12's leading scorer among freshmen (12.2), only one averaging double figures ... Only true freshman in the country to average at least 12.0 points, 6.0 rebounds and 3.0 assists per game, one of 28 total players to meet those benchmarks and the only one in the Pac-12 ... One of 10 players in the league with multiple double doubles ... Scored with 0.7 seconds left against Dartmouth to send the game to OT, which Stanford won 89-78.

### INGRAM'S CAREER HIGHS

Points..... 19, twice  
 FG..... 8, vs. San Jose State 11/15/21  
 FGA..... 15, vs. Dartmouth 12/16/21  
 3FG..... 3, twice  
 3FGA..... 7, three times  
 FT..... 6, twice  
 FTA..... 7, three times  
 Rebounds..... 11, vs. San Jose State 11/15/21  
 Assists..... 6, vs. San Jose State 11/15/21  
 Blocks..... 1, three times  
 Steals..... 3, vs. Texas 12/19/21  
 Minutes..... 38, twice

**Diamond Head:** 9.0 pts, 7.0 reb, 1.5 ast

- Sixth in tournament in rebounding, third in offensive rebounds

### 2021-22 GAME-BY-GAME

Opponent	Date	GS	Min	FG-FGA	Pct	3FG-FGA	Pct	FT-FTA	Pct	O/D/T	Avg	PF	FO	A/T	B	S	P	Avg
Tarleton State	11/09/21	*	31	7-11	.636	1-2	.500	1-1	1.000	3/4/7	7.0	2	0	1/1	0	0	16	16.0
at Santa Clara	11/12/21	*	29	5-13	.385	3-7	.429	6-7	.857	3/3/6	6.5	1	0	2/2	1	0	19	17.5
San Jose State	11/15/21	*	38	8-13	.615	2-3	.667	1-3	.333	4/7/11	8.0	3	0	6/1	0	1	19	18.0
Valparaiso	11/17/21		19	0-3	.000	0-2	.000	4-4	1.000	0/2/2	6.5	1	0	5/0	0	2	4	14.5
at Baylor	11/20/21	*	30	2-7	.286	0-1	.000	0-1	.000	2/7/9	7.0	2	0	2/0	1	0	4	12.4
NC A&T	11/23/21	*	27	4-9	.444	0-1	.000	6-7	.857	5/5/10	7.5	0	0	3/2	1	2	14	12.7
at Colorado	11/28/21	*	33	3-13	.231	2-7	.286	0-0	.000	1/1/2	6.7	2	0	5/3	0	0	8	12.0
Oregon	12/12/21	*	33	5-11	.455	3-7	.429	3-4	.750	2/6/8	6.9	2	0	5/2	0	1	16	12.5
Dartmouth	12/16/21	*	38	6-15	.400	1-4	.250	0-0	.000	0/7/7	6.9	1	0	2/1	0	1	13	12.6
vs. Texas	12/19/21	*	31	5-13	.385	0-4	.000	5-5	1.000	2/5/7	6.9	2	0	3/4	0	3	15	12.8
vs. Wyoming	12/22/21	*	18	1-4	.250	0-2	.000	3-4	.750	4/3/7	6.9	2	0	1/1	0	0	5	12.1
vs. Liberty	12/23/21	*	32	4-8	.500	1-2	.500	4-7	.571	2/5/7	6.9	3	0	2/5	0	1	13	12.2

### INGRAM'S SEASON HIGHS

Points..... 19, twice  
 FG..... 8, vs. San Jose State 11/15/21  
 FGA..... 15, vs. Dartmouth 12/16/21  
 3FG..... 3, twice  
 3FGA..... 7, three times  
 FT..... 6, twice  
 FTA..... 7, three times  
 Rebounds..... 11, vs. San Jose State 11/15/21  
 Assists..... 6, vs. San Jose State 11/15/21  
 Blocks..... 1, three times  
 Steals..... 3, vs. Texas 12/19/21  
 Minutes..... 38, twice

### CAREER STATS

YEAR	GP	GS	MIN	AVG	FG	FGA	PCT	3-POINT			FT	FTA	PCT	REBOUNDING							PTS	AVG			
								FG	FGA	PCT				OFF	DEF	TOT	AVG	PF	FO	AST			TO	BLK	STL
2021-22	12	11	359	29.9	50	120	.417	13	42	.310	33	43	.767	28	55	83	6.9	21	0	37	22	3	11	146	12.2
<b>TOTAL</b>	<b>12</b>	<b>11</b>	<b>359</b>	<b>29.9</b>	<b>50</b>	<b>120</b>	<b>.417</b>	<b>13</b>	<b>42</b>	<b>.310</b>	<b>33</b>	<b>43</b>	<b>.767</b>	<b>28</b>	<b>55</b>	<b>83</b>	<b>6.9</b>	<b>21</b>	<b>0</b>	<b>37</b>	<b>22</b>	<b>3</b>	<b>11</b>	<b>146</b>	<b>12.2</b>



**2021-22 Stanford Men's Basketball  
Team Game-by-Game  
All games**

Opponent	Date	Score	W	Total		3-Pointers		Free throws		Rebounds				PF	A	TO	BLK	STL	PTS	AVG
				FG-FGA	PCT	3FG-3FGA	PCT	FT-FTA	PCT	OFF	DEF	TOT	AVG							
Tarleton St.	11/09/2021	62-50	W	20-47	.426	6-21	.286	16-22	.727	11	25	36	36.0	11	12	14	1	3	62	62.0
at Santa Clara	11/12/2021	72-88	L	28-71	.394	7-25	.280	9-10	.900	17	21	38	37.0	18	13	15	3	7	72	67.0
San Jose St.	11/15/2021	76-62	W	30-61	.492	4-14	.286	12-25	.480	17	25	42	38.7	20	15	9	2	6	76	70.0
Valparaiso	11/17/2021	74-60	W	25-54	.463	11-23	.478	13-18	.722	5	27	32	37.0	14	18	14	4	10	74	71.0
at Baylor	11/20/2021	48-86	L	18-45	.400	4-13	.308	8-16	.500	11	21	32	36.0	18	10	22	3	5	48	66.4
N.C. A&T	11/23/2021	79-65	W	28-64	.438	8-25	.320	15-25	.600	18	33	51	38.5	14	19	16	4	5	79	68.5
at Colorado	11/28/2021	76-80	L	26-52	.500	10-24	.417	14-15	.933	7	25	32	37.6	24	16	15	0	2	76	69.6
Oregon	12/12/2021	72-69	W	25-57	.439	8-24	.333	14-20	.700	14	22	36	37.4	20	13	17	3	8	72	69.9
Dartmouth	12/16/2021	89-78	Wot	35-68	.515	6-17	.353	13-25	.520	15	30	45	38.2	16	14	10	2	6	89	72.0
vs Texas	12/19/2021	53-60	L	20-48	.417	4-16	.250	9-13	.692	10	23	33	37.7	18	13	22	3	7	53	70.1
vs Wyoming	12/22/2021	66-63	W	24-62	.387	5-22	.227	13-20	.650	14	27	41	38.0	16	11	8	3	3	66	69.7
vs Liberty	12/23/2021	79-76	W	25-44	.568	12-20	.600	17-27	.630	6	32	38	38.0	25	14	23	3	3	79	70.5
<b>Total</b>		<b>846</b>		<b>304-673</b>	<b>.452</b>	<b>85-244</b>	<b>.348</b>	<b>153-236</b>	<b>.648</b>	<b>145</b>	<b>311</b>	<b>456</b>	<b>38.0</b>	<b>214</b>	<b>168</b>	<b>185</b>	<b>31</b>	<b>65</b>	<b>846</b>	<b>70.5</b>
Opponents		837		304-679	.448	95-283	.336	134-200	.670	88	257	345	28.8	216	136	139	34	93	837	69.8

**Stanford Averages**

Games Played	Points/game	FG Pct	3FG Pct	FT Pct	Rebounds/game	Assists/game	Turnovers/game	Assist/Turnover ratio	Steals/game	Blocks/game
12	70.5	45.2	34.8	64.8	38.0	14.0	15.4	0.9	5.4	2.6



**2021-22 Stanford Men's Basketball  
Opponents Game-by-Game  
All games**

Opponent	Date	Score		Total		3-Pointers		Free throws		Rebounds										
				FG-FGA	PCT	3FG-3FGA	PCT	FT-FTA	PCT	OFF	DEF	TOT	AVG	PF	A	TO	BLK	STL	PTS	AVG
Tarleton St.	11/09/2021	62-50	W	21-52	.404	7-25	.280	1-3	.333	7	18	25	25.0	20	8	14	1	6	50	50.0
at Santa Clara	11/12/2021	72-88	L	34-57	.596	12-25	.480	8-15	.533	5	26	31	28.0	12	27	12	5	6	88	69.0
San Jose St.	11/15/2021	76-62	W	21-46	.457	6-20	.300	14-25	.560	6	21	27	27.7	23	5	14	4	5	62	66.7
Valparaiso	11/17/2021	74-60	W	21-51	.412	8-27	.296	10-12	.833	2	23	25	27.0	16	6	19	3	9	60	65.0
at Baylor	11/20/2021	48-86	L	33-60	.550	10-26	.385	10-17	.588	10	21	31	27.8	16	20	9	3	16	86	69.2
N.C. A&T	11/23/2021	79-65	W	23-68	.338	10-34	.294	9-12	.750	10	21	31	28.3	21	10	11	2	12	65	68.5
at Colorado	11/28/2021	76-80	L	27-55	.491	7-19	.368	19-26	.731	9	19	28	28.3	14	12	6	3	8	80	70.1
Oregon	12/12/2021	72-69	W	23-56	.411	7-20	.350	16-23	.696	13	17	30	28.5	18	7	12	3	8	69	70.0
Dartmouth	12/16/2021	89-78	Wot	28-61	.459	10-22	.455	12-14	.857	4	27	31	28.8	21	11	12	4	6	78	70.9
vs Texas	12/19/2021	53-60	L	24-56	.429	4-16	.250	8-12	.667	9	20	29	28.8	17	10	13	2	8	60	69.8
vs Wyoming	12/22/2021	66-63	W	26-61	.426	4-23	.174	7-13	.538	10	25	35	29.4	16	11	7	2	3	63	69.2
vs Liberty	12/23/2021	79-76	W	23-56	.411	10-26	.385	20-28	.714	3	19	22	28.8	22	9	10	2	6	76	69.8
<b>Total</b>		<b>837</b>		<b>304-679</b>	<b>.448</b>	<b>95-283</b>	<b>.336</b>	<b>134-200</b>	<b>.670</b>	<b>88</b>	<b>257</b>	<b>345</b>	<b>28.8</b>	<b>216</b>	<b>136</b>	<b>139</b>	<b>34</b>	<b>93</b>	<b>837</b>	<b>69.8</b>
Stanford		846		304-673	.452	85-244	.348	153-236	.648	145	311	456	38.0	214	168	185	31	65	846	70.5

**Opponents Averages**

Games Played	Points/game	FG Pct	3FG Pct	FT Pct	Rebounds/game	Assists/game	Turnovers/game	Assist/Turnover ratio	Steals/game	Blocks/game
12	69.8	44.8	33.6	67.0	28.8	11.3	11.6	1.0	7.8	2.8



**2021-22 Stanford Men's Basketball  
Combined Team Statistics  
All games**

**Game Records**

Record	Overall	Home	Away	Neutral
ALL GAMES	8-4	6-0	0-3	2-1
CONFERENCE	1-1	1-0	0-1	0-0
NON-CONFERENCE	7-3	5-0	0-2	2-1

**Score by Periods**

Team	1st	2nd	OT	TOT
Stanford	387	444	15	846
Opponents	403	430	4	837

**Team Box Score**

No.	Player	Total			3-Point			F-Throw		Rebounds				Other Stats								
		GP-GS	MIN	AVG	FG-FGA	FG%	3FG-3FGA	3FG%	FT-FTA	FT%	OFF	DEF	TOT	AVG	PF	DQ	A	TO	BLK	STL	PTS	AVG
11	DELAIRE, Jaiden	12-8	291:23	24.3	50-104	.481	7-23	.304	40-62	.645	21	36	57	4.8	17	0	12	28	7	6	147	12.3
55	INGRAM, Harrison	12-11	359:47	30.0	50-120	.417	13-42	.310	33-43	.767	28	55	83	6.9	21	0	37	22	3	11	146	12.2
14	JONES, Spencer	11-11	273:11	24.8	38-79	.481	13-43	.302	13-17	.765	12	37	49	4.5	29	0	14	24	5	11	102	9.3
23	ANGEL, Brandon	12-0	212:17	17.7	30-56	.536	10-24	.417	18-25	.720	8	26	34	2.8	22	0	6	10	2	2	88	7.3
5	O'CONNELL, Michael	12-12	314:49	26.2	34-89	.382	7-29	.241	12-21	.571	6	23	29	2.4	20	0	48	26	1	13	87	7.3
42	RAYNAUD, Maxime	12-5	168:38	14.1	25-44	.568	5-10	.500	6-11	.545	16	35	51	4.3	15	1	9	18	5	4	61	5.1
20	TAITZ, Noah	11-0	149:45	13.6	19-46	.413	14-30	.467	3-6	.500	1	13	14	1.3	11	0	7	8	0	4	55	5.0
1	SILVA, Isa	12-0	167:08	13.9	16-40	.400	7-12	.583	5-9	.556	4	13	17	1.4	21	0	19	17	0	5	44	3.7
10	MURRELL, Max	12-3	107:06	8.9	14-40	.350	9-26	.346	5-6	.833	3	7	10	0.8	11	0	5	8	3	3	42	3.5
32	KISUNAS, Lukas	12-2	126:47	10.6	15-23	.652	0-0	.000	9-15	.600	11	24	35	2.9	19	0	3	11	2	1	39	3.3
22	KEEFE, James	10-5	158:29	15.8	12-21	.571	0-0	.000	7-19	.368	16	20	36	3.6	17	1	5	6	3	1	31	3.1
24	BESKIND, Sam	11-3	81:59	7.5	1-9	.111	0-3	.000	2-2	1.000	3	6	9	0.8	8	0	2	5	0	4	4	0.4
21	BEGOVIICH, Daniel	2-0	03:30	1.8	0-0	.000	0-0	.000	0-0	.000	0	1	1	0.5	0	0	0	1	0	0	0	0.0
0	BEGOVIICH, Neal	2-0	05:05	2.5	0-0	.000	0-0	.000	0-0	.000	0	0	0	0.0	2	0	0	0	0	0	0	0.0
3	MOSS, Jarvis	2-0	05:05	2.5	0-2	.000	0-2	.000	0-0	.000	0	0	0	0.0	1	0	1	1	0	0	0	0.0
Team											16	15	31				10					
<b>Total</b>		<b>12</b>	<b>2425</b>		<b>304-673</b>	<b>.452</b>	<b>85-244</b>	<b>.348</b>	<b>153-236</b>	<b>.648</b>	<b>145</b>	<b>311</b>	<b>456</b>	<b>38.0</b>	<b>214</b>	<b>2</b>	<b>168</b>	<b>185</b>	<b>31</b>	<b>65</b>	<b>846</b>	<b>70.5</b>
<b>Opponents</b>		<b>12</b>	<b>2425</b>		<b>304-679</b>	<b>.448</b>	<b>95-283</b>	<b>.336</b>	<b>134-200</b>	<b>.670</b>	<b>88</b>	<b>257</b>	<b>345</b>	<b>28.8</b>	<b>216</b>	<b>3</b>	<b>136</b>	<b>139</b>	<b>34</b>	<b>93</b>	<b>837</b>	<b>69.8</b>

**Team Statistics**

	STAN	OPP
<b>Scoring</b>	<b>846</b>	<b>837</b>
Points per game	70.5	69.8
Scoring margin	+0.8	-
<b>Field goals-att</b>	<b>304-673</b>	<b>304-679</b>
Field goal pct	.452	.448
<b>3 point fg-att</b>	<b>85-244</b>	<b>95-283</b>
3-point FG pct	.348	.336
3-pt FG made per game	7.1	7.9
<b>Free throws-att</b>	<b>153-236</b>	<b>134-200</b>
Free throw pct	.648	.670
F-Throws made per game	12.8	11.2
<b>Rebounds</b>	<b>456</b>	<b>345</b>
Rebounds per game	38.0	28.8
Rebounding margin	+9.3	-
<b>Assists</b>	<b>168</b>	<b>136</b>
Assists per game	14.0	11.3
<b>Turnovers</b>	<b>185</b>	<b>139</b>
Turnovers per game	15.4	11.6
Turnover margin	-3.8	-
Assist/turnover ratio	0.9	1.0
<b>Steals</b>	<b>65</b>	<b>93</b>
Steals per game	5.4	7.8
<b>Blocks</b>	<b>31</b>	<b>34</b>
Blocks per game	2.6	2.8
<b>Winning streak</b>	<b>2</b>	<b>-</b>
Home win streak	6	-
<b>Attendance</b>	<b>17206</b>	<b>15450</b>
Home games-Avg/Game	6-2868	3-5150
Neutral site-Avg/Game	-	3-1880

**Team Results**

Date	Opponent	W/L	Score	Att.
11/09/2021	Tarleton St.	W	62-50	3080
11/12/2021	at Santa Clara	L	72-88	2181
11/15/2021	San Jose St.	W	76-62	2492
11/17/2021	Valparaiso	W	74-60	2722
11/20/2021	at Baylor	L	48-86	7048
11/23/2021	N.C. A&T	W	79-65	2379
11/28/2021	at Colorado	L	76-80	6221
12/12/2021	Oregon	W	72-69	4181
12/16/2021	Dartmouth	Wot	89-78	2352
12/19/2021	vs Texas	L	53-60	1600
12/22/2021	vs Wyoming	W	66-63	4041
12/23/2021	vs Liberty	W	79-76	0





**2021-22 Stanford Men's Basketball  
Combined Team Statistics  
In Conference games**

**Game Records**

Record	Overall	Home	Away	Neutral
ALL GAMES	1-1	1-0	0-1	0-0
CONFERENCE	1-1	1-0	0-1	0-0
NON-CONFERENCE	0-0	0-0	0-0	0-0

**Score by Periods**

Team	1st	2nd	OT	TOT
Stanford	69	79	0	148
Opponents	67	82	0	149

**Team Box Score**

No.	Player				Total		3-Point		F-Throw		Rebounds											
		GP-GS	MIN	AVG	FG-FGA	FG%	3FG-3FGA	3FG%	FT-FTA	FT%	OFF	DEF	TOT	AVG	PF	DQ	A	TO	BLK	STL	PTS	AVG
11	DELAIRE, Jaiden	2-2	48:55	24.5	11-18	.611	1-3	.333	3-4	.750	2	5	7	3.5	5	0	1	5	2	1	26	13.0
55	INGRAM, Harrison	2-2	65:59	33.0	8-24	.333	5-14	.357	3-4	.750	3	7	10	5.0	4	0	10	5	0	1	24	12.0
5	O'CONNELL, Michael	2-2	55:39	27.8	9-16	.563	1-5	.200	4-4	1.000	0	3	3	1.5	6	0	8	6	0	1	23	11.5
14	JONES, Spencer	2-2	48:36	24.3	6-10	.600	3-7	.429	4-4	1.000	2	3	5	2.5	6	0	2	1	0	2	19	9.5
23	ANGEL, Brandon	2-0	36:48	18.4	3-9	.333	1-6	.167	6-6	1.000	2	2	4	2.0	3	0	1	4	0	2	13	6.5
32	KISUNAS, Lukas	2-0	22:01	11.0	5-5	1.000	0-0	.000	1-1	1.000	4	6	10	5.0	2	0	1	2	0	0	11	5.5
20	TAITZ, Noah	2-0	24:19	12.2	3-7	.429	3-5	.600	1-2	.500	0	0	0	0.0	4	0	1	0	0	0	10	5.0
1	SILVA, Isa	2-0	18:41	9.3	3-8	.375	2-2	1.000	0-0	.000	1	2	3	1.5	3	0	1	2	0	1	8	4.0
42	RAYNAUD, Maxime	2-1	19:42	9.9	2-4	.500	1-1	1.000	1-1	1.000	1	5	6	3.0	5	0	0	0	0	0	6	3.0
22	KEEFE, James	2-1	34:47	17.4	0-1	.000	0-0	.000	5-9	.556	3	6	9	4.5	2	0	0	2	1	1	5	2.5
10	MURRELL, Max	2-0	20:25	10.2	1-7	.143	1-5	.200	0-0	.000	0	3	3	1.5	3	0	3	0	0	1	3	1.5
24	BESKIND, Sam	1-0	04:08	4.1	0-0	.000	0-0	.000	0-0	.000	0	1	1	1.0	1	0	1	1	0	0	0	0.0
Team											3	4	7					4				
<b>Total</b>		<b>2</b>	<b>400</b>		<b>51-109</b>	<b>.468</b>	<b>18-48</b>	<b>.375</b>	<b>28-35</b>	<b>.800</b>	<b>21</b>	<b>47</b>	<b>68</b>	<b>34.0</b>	<b>44</b>	<b>0</b>	<b>29</b>	<b>32</b>	<b>3</b>	<b>10</b>	<b>148</b>	<b>74.0</b>
<b>Opponents</b>		<b>2</b>	<b>400</b>		<b>50-111</b>	<b>.450</b>	<b>14-39</b>	<b>.359</b>	<b>35-49</b>	<b>.714</b>	<b>22</b>	<b>36</b>	<b>58</b>	<b>29.0</b>	<b>32</b>	<b>0</b>	<b>19</b>	<b>18</b>	<b>6</b>	<b>16</b>	<b>149</b>	<b>74.5</b>

**Team Statistics**

	STAN	OPP
<b>Scoring</b>	<b>148</b>	<b>149</b>
Points per game	74.0	74.5
Scoring margin	-0.5	-
<b>Field goals-att</b>	<b>51-109</b>	<b>50-111</b>
Field goal pct	.468	.450
<b>3 point fg-att</b>	<b>18-48</b>	<b>14-39</b>
3-point FG pct	.375	.359
3-pt FG made per game	9.0	7.0
<b>Free throws-att</b>	<b>28-35</b>	<b>35-49</b>
Free throw pct	.800	.714
F-Throws made per game	14.0	17.5
<b>Rebounds</b>	<b>68</b>	<b>58</b>
Rebounds per game	34.0	29.0
Rebounding margin	+5.0	-
<b>Assists</b>	<b>29</b>	<b>19</b>
Assists per game	14.5	9.5
<b>Turnovers</b>	<b>32</b>	<b>18</b>
Turnovers per game	16.0	9.0
Turnover margin	-7.0	-
Assist/turnover ratio	0.9	1.1
<b>Steals</b>	<b>10</b>	<b>16</b>
Steals per game	5.0	8.0
<b>Blocks</b>	<b>3</b>	<b>6</b>
Blocks per game	1.5	3.0
<b>Winning streak</b>	<b>1</b>	<b>-</b>
Home win streak	1	-
<b>Attendance</b>	<b>4181</b>	<b>6221</b>
Home games-Avg/Game	1-4181	1-6221
Neutral site-Avg/Game	-	0-0

**Team Results**

Date	Opponent		Score	Att.
11/28/2021	at Colorado	L	76-80	6221
12/12/2021	Oregon	W	72-69	4181



**0** **Neal Begovich**

F • 6-9 • 230 • R-So.  
San Francisco, Calif.  
St. Ignatius College Prep




**1** **Isa Silva**

G • 6-4 • 190 • Fr.  
Sacramento, Calif.  
Jesuit



**3** **Jarvis Moss**

G • 6-4 • 190 • Fr.  
Concord, N.C.  
Cannon School



**5** **Michael O'Connell**

G • 6-2 • 190 • So.  
Mineola, N.Y.  
Blair Academy (N.J.)



**10** **Max Murrell**

F • 6-9 • 225 • So.  
Omaha, Neb.  
Millard North




**11** **Jaiden Delaire**

F • 6-9 • 215 • Sr.  
North Granby, Conn.  
Granby Memorial




**12** **Keenan Fitzmorris**

C • 7-0 • 235 • R-Jr.  
Overland Park, Kan.  
New Hampton School (N.H.)



**14** **Spencer Jones**

F • 6-7 • 225 • Jr.  
Roeland Park, Kan.  
Bishop Miege



**20** **Noah Taitz**

G • 6-3 • 185 • So.  
Las Vegas, Nev.  
Bishop Gorman



**21** **Daniel Begovich**

G • 6-5 • 215 • 5th  
San Francisco, Calif.  
St. Ignatius College Prep




**22** **James Keefe**

F • 6-9 • 235 • Jr.  
Los Angeles, Calif.  
Loyola



**23** **Brandon Angel**

F • 6-8 • 230 • So.  
San Diego, Calif.  
Torrey Pines




**24** **Sam Beskind**

G • 6-4 • 190 • R-Jr.  
Tucson, Ariz.  
Catalina Foothills



**32** **Lukas Kisunas**

F • 6-10 • 265 • Sr.  
Vilnius, Lithuania  
Brewster Academy (N.H.)



**42** **Maxime Raynaud**

F • 7-1 • 240 • Fr.  
Paris, France  
Lycee Henri IV



**55** **Harrison Ingram**

F • 6-7 • 230 • Fr.  
Dallas, Texas  
St. Mark's



**Jerod Haase**

Anne and Tony  
Joseph Director of  
Men's Basketball



**Adam Cohen**

Oscar da Silva  
Associate Head Men's  
Basketball Coach



**Jesse Pruitt**

James C. Gaither  
Assistant Men's  
Basketball Coach



**Rob Ehsan**

Assistant Coach



**David Berkun**

Assistant Athletics  
Director, Men's  
Basketball



**Camryn Crocker**

Director of Player  
Development



**Michael Chatman**

Sports Performance  
Coach



**Jack Frost**

Assistant to the Head  
Coach



**Dominic Vincentini**

Associate Athletic  
Trainer