



# STANFORD MEN'S BASKETBALL



@STANFORDMBB #GOSTANFORD

CONTACT: Zach Reynolds | 541.419.0615 | zreynold@stanford.edu

## 2021-22 SCHEDULE AND RESULTS

### NOVEMBER

<b>9 (Tue)</b>	<b>Tarleton State</b>	<b>W, 62-50</b>	<b>P12NET</b>
12 (Fri)	at Santa Clara	L, 72-88	CBSSN
<b>15 (Mon)</b>	<b>San Jose State</b>	<b>W, 76-62</b>	<b>P12NET</b>
<b>17 (Wed)</b>	<b>Valparaiso</b>	<b>W, 74-60</b>	<b>P12NET</b>
20 (Sat)	at #9/8 Baylor	L, 48-86	ESPN+
<b>23 (Tue)</b>	<b>North Carolina A&amp;T</b>	<b>W, 79-65</b>	<b>P12NET</b>
28 (Sun)	at Colorado *	L, 76-80	P12NET

### DECEMBER

<b>12 (Sun)</b>	<b>Oregon *</b>	<b>W, 72-69</b>	<b>P12NET</b>
<b>16 (Thu)</b>	<b>Dartmouth</b>	<b>W, 89-78 (ot)</b>	<b>P12NET</b>
19 (Sun)	vs. #17/17 Texas (1)	L, 53-60	ABC
22 (Wed)	vs. Wyoming (2)	W, 66-63	ESPNU
23 (Thu)	vs. Liberty (2)	W, 79-76	ESPN2
25 (Sat)	vs. Vanderbilt (2)	Canceled	ESPN2

### JANUARY

<b>11 (Tue)</b>	<b>#5/7 USC **</b>	<b>W, 75-69</b>	<b>ESPN2</b>
13 (Thu)	at Washington State **	W, 62-57	ESPNU
15 (Sat)	at Washington *	L, 64-67	P12NET
<b>20 (Thu)</b>	<b>#3/3 Arizona *</b>	<b>L, 57-85</b>	<b>ESPNU</b>
<b>22 (Sat)</b>	<b>Arizona State *</b>	<b>W, 79-76</b>	<b>FS1</b>
27 (Thu)	at #15/15 USC *	W, 64-61	FS1
29 (Sat)	at #7/8 UCLA *	L, 43-66	P12NET

### FEBRUARY

<b>1 (Tue)</b>	<b>California **</b>	<b>W, 57-50</b>	<b>P12NET</b>
<b>3 (Thu)</b>	<b>Washington State *</b>	<b>L, 60-66</b>	<b>P12NET</b>
<b>6 (Sun)</b>	<b>Washington *</b>	<b>W, 87-69</b>	<b>ESPNU</b>
<b>8 (Tue)</b>	<b>#12/12 UCLA **</b>	<b>L, 70-79</b>	<b>ESPN2</b>
10 (Thu)	at Oregon *	L, 60-68	ESPN2
12 (Sat)	at Oregon State *	7:30 p.m.	P12NET
<b>17 (Thu)</b>	<b>Utah *</b>	<b>8 p.m.</b>	<b>ESPNU</b>
<b>19 (Sat)</b>	<b>Colorado *</b>	<b>7 p.m.</b>	<b>ESPN2/U</b>
26 (Sat)	at California *	5:30 p.m.	P12NET

### MARCH

3 (Thu)	at Arizona *	6 p.m.	ESPN2/U
5 (Sat)	at Arizona State *	12 p.m.	P12NET

\* Pac-12 game

**Bold indicates home game**

- (1) Pac-12 Coast-to-Coast Challenge, Las Vegas, Nev.
- (2) Diamond Head Classic, Honolulu, Hawaii

\*Moved from original date: California (Jan. 2), UCLA (Jan. 6), USC (Jan. 8), Washington State (Jan. 12)

All times listed PT



**STANFORD**  
14-10, 7-7 Pac-12



**OREGON STATE**  
3-18, 1-10 Pac-12

### SETTING THE SCENE

Bringing a close to its road trip in the Beaver state, Stanford heads to Oregon State for a 7:30 p.m. bout on Pac-12 Network. The contest is the eighth for Stanford in 17 days, and the fourth in seven days.

### THE OPENING TIP

- Stanford is 14-10 (7-7 Pac-12) overall, with conference wins over Oregon, USC (twice), Washington State, Arizona State, Cal and Washington.
- Harrison Ingram leads the team with 11.4 points and 6.6 rebounds per night, while Jaiden Delaire and Spencer Jones are close behind at 10.7 points per game apiece. Michael O'Connell paces the squad with 3.8 assists per night.
- The Cardinal earned its fourth quadrant one win on Jan. 27 vs. USC, and is one of 29 teams nationally to meet that threshold. Stanford is one of two Pac-12 teams with at least four wins in the top tier (Arizona).
- Stanford is 10-3 at home this season, with six of the wins coming in double-digit fashion. The Cardinal remained unbeaten in November home games since 2018 (12-0), and got off to a 7-0 start at home for the second time in three seasons. The Cardinal is 5-3 in home Pac-12 games, including a buzzer-beating win over Oregon on Dec. 12 and an upset over then-No. 5 USC on Jan. 11.
- The Cardinal has outrebounded its opponent in 21 of 24 games, and has only been outrebounded once, posting a plus-7.8 margin on the glass, which is ninth-best nationally. Stanford ranks in the top-20 nationally in offensive rebound (18th, 34.9%) and defensive rebound percentage (15th, 77.1%) per KenPom.

### CLIMBING THE LADDER

Spencer Jones has established himself as one of the best 3-point shooters in program history, and the sniper moved into the top-15 in program history in made threes against Arizona. Jones enters the bout with the Beavers with 167 triples, good for 13th on the Stanford list. He now sits two treys away from tying David Moseley '00 and Matt Lottich '04 for 11th on the Stanford list, and 11 away from moving into the top-10. Jones has 13 made threes in the last three games on 43.3 percent shooting.

### POSSIBLE STARTERS

No.	Player	Pos.	Ht.	Wt.	Yr.	PPG	RPG	APG
5	Michael O'Connell	G	6-2	190	So.	7.4	2.7	<b>3.8</b>
11	Jaiden Delaire	F	6-9	215	Sr.	10.7	4.3	1.0
14	Spencer Jones	F	6-7	225	Jr.	10.7	4.1	1.2
22	James Keefe	F	6-9	235	Jr.	5.2	4.6	0.6
55	Harrison Ingram	F	6-7	230	Fr.	<b>11.4</b>	<b>6.6</b>	2.6

### OFF THE BENCH

0	Neal Begovich	F	6-9	230	R-So.	0.5	0.3	0.0
1	Isa Silva	G	6-4	190	Fr.	3.5	1.3	1.3
3	Jarvis Moss	G	6-4	190	Fr.	0.0	0.2	0.2
10	Max Murrell	F	6-9	225	So.	2.8	1.1	0.4
12	Keenan Fitzmorris	C	7-0	235	R-Jr.	-	-	-
20	Noah Taitz	G	6-3	185	So.	4.5	1.6	0.7
21	Daniel Begovich	G	6-5	215	5th	0.0	0.3	0.0
23	Brandon Angel	F	6-8	230	So.	7.8	2.9	0.6
24	Sam Beskind	G	6-4	190	R-Jr.	0.3	0.7	0.3
32	Lukas Kisunas	F	6-10	265	Sr.	2.5	2.7	0.3
42	Maxime Raynaud	F	7-1	240	Fr.	4.1	3.5	0.7

\*Starters based on previous game

**ANNE AND TONY JOSEPH  
DIRECTOR OF MEN'S BASKETBALL  
JEROD HAASE**



In his first five seasons as Stanford's Anne and Tony Joseph Director of Men's Basketball, Jerod Haase has instilled an invested, tough and selfless attitude into the program.

Since arriving on The Farm, the Cardinal has won 92 games, recorded its best conference finish and most league wins in a decade and earned a postseason berth for the first time since 2015. The 2020 team was set to be postseason bound before the cancellation of the postseason.

The 2020-21 campaign was turned upside down by the COVID-19 global outbreak and subsequent restrictions in Santa Clara County, and Stanford showed its resilience and tenacity with a 14-13 overall record and 10 Pac-12 wins. The season included three wins over eventual Sweet 16 teams, two over Elite Eight programs, and a sweep of Arizona for the first time since 2008. Oscar da Silva established himself as one of the top forwards in the country - He was named the Pac-12 Scholar Athlete of the Year and an Academic All-American.

The Cardinal signed its third top-20 recruiting class in four seasons, led by five-star forward Harrison Ingram. Ingram gives the program a McDonald's All-American for the second-straight year, the first time in Stanford history the feat has been accomplished.

Stanford finished 20-12 overall in 2019-20, and remained solidly in contention for an NCAA Tournament berth throughout a season shortened by the COVID-19 global pandemic. Boasting the nation's No. 16-ranked scoring defense (KenPom No. 7), the Cardinal also shot its highest field goal percentage (.469) since 2003-04. The 20 wins marked Stanford's first such season since the 2014-15 campaign.

Haase and his staff capped the season with a top-10 national recruiting class for 2020 - it's second top-10 class since Haase joined the Cardinal - including top-five signee Ziaire Williams and four players rated at least four stars by one outlet.

Fueled by back-to-back top-25 recruiting classes, Haase's 2018-19 squad featured freshmen and sophomores accounting for 80 percent of the scoring and rebounding. With one of the youngest rosters in the nation, Stanford won 15 games facing one of the toughest road schedules in Division I. In 2017-18, Haase guided Stanford to a third-place finish in the Pac-12 with 11 conference wins, the program's highest finish and most league victories in 10 seasons and earned a postseason berth with a second-round appearance in the NIT.

Haase was appointed Stanford's 18th head coach in school history on March 25, 2016. During Haase's first season in 2016-17, Stanford posted 14 wins against a challenging schedule and finished among the nation's top-10 percent in the classroom.

At UAB, Haase led the Blazers to a regular-season Conference USA championship in 2016 and the program's 15th all-time NCAA Tournament berth in 2015.

YEAR	SCHOOL	OVERALL	POSTSEASON
2012-13	UAB	16-17	-
2013-14	UAB	18-13	-
2014-15	UAB	20-16	NCAA Third Round
2015-16	UAB	26-7	NIT First Round
2016-17	Stanford	14-17	-
2017-18	Stanford	19-16	NIT Second Round
2018-19	Stanford	15-16	-
2019-20	Stanford	20-12	Postseason Canceled
2020-21	Stanford	14-13	-
2021-22	Stanford	14-10	-
<b>OVR at Stanford at UAB</b>		<b>176-137 96-84 80-53</b>	<b>3 appearances 1 appearance 2 appearances</b>

**RANKINGS REPORT**

Stanford has won six games against ranked opponents since the calendar turned to 2020, with victories coming over Oregon, Colorado, Alabama, UCLA and USC. The Cardinal is 2-5 against ranked teams this year, beating No. 5 and No. 15 USC. The Cardinal's first win over USC was its first over a top-five opponent since 2007 (UCLA), and the second was its first over a top-25 team on the road since 2014 (Texas). Stanford played four ranked opponents in a calendar month in January 2022 for the first time since January 2017.

**THE NET RESULT**

Stanford enters the matchup ranked No. 90 in the NET rankings on Feb. 11, and has been ranked as high as No. 71 this season on Jan. 14. The win over USC on Jan. 27 gave Stanford its fourth quadrant one victory, with Stanford one of two Pac-12 programs with four or more in the top tier. The Cardinal is one of 29 teams in the country with four quadrant one wins - 22 of which are in the NET top-35. Stanford's NET strength of schedule is the 17th-toughest in the country, with 15 of Stanford's 23 games coming in quadrant one or two, and 11 in quadrant one. Oregon State enters the Thursday night fight at No. 243, making this Stanford's first quadrant four opponent since facing Dartmouth on Dec. 16.

- vs. Quad 1:** 4-7 (wins over Wyoming, USC (twice) & Washington State)
- vs. Quad 2:** 2-3 (wins over Oregon & Liberty)
- vs. Quad 3:** 3-0 (wins over Arizona State, Washington & Cal)
- vs. Quad 4:** 5-0 (wins over Tarleton, San Jose State, Valpo, NC A&T & Dartmouth)

**PLAYER DEVELOPMENT**

Stanford is one of five power conference programs not to take a transfer this year (Stanford, Colorado, UConn, Villanova, Purdue). Only Stanford, Colorado and Purdue don't have a Division I transfer on their entire roster, while Stanford hasn't taken a transfer since Andrew Zimmerman in 2009-10, the longest gap nationally without taking a transfer among power conference teams by 10 years. More than 300 Division I programs took a transfer for the 2021-22 campaign.

**FIRST MEETING WITH OSU**

Oregon State is one of just two conference opponents that will face Stanford only once in the regular season, joining Utah. The Cardinal has won four of the last five meetings in Corvallis, and 15 of the last 20 at Gill Coliseum. Oscar da Silva '21 led the team a year ago with 31 points in the team's win last January, while Jaiden Delaire and Michael O'Connell pitched in 19 and 12, respectively.

**THAT'S HI PRAISE**

Harrison Ingram continued his candidacy for the Pac-12's top rookie, winning the Freshman of the Week honor for the fifth time on Jan. 31. He previously won in three consecutive weeks from Dec. 13-27, becoming only the second to accomplish the feat since award's debut in 2019-20, joining Washington's Isaiah Stewart (2019-20). His five total honors are already second-most in league history, behind only USC's Evan Mobley (2020-21), who won the honor seven times last season.

He is the only true freshman in the Pac-12 averaging double-figure points (11.4) per game, 3.4 more than second-place Lazar Stefanovic (Utah, 8.0). Ingram leads all Pac-12 freshmen in rebounds as well, ranking ninth in the conference in rebounds per game among all players. Ingram was also named a finalist for the Julius Erving Small Forward of the Year Award on Feb. 2. He is one of three freshmen on the list and one of two players in the Pac-12.

**2021-22 ROSTER**

No.	Player	Pos.	Ht.	Wt.	Yr.	Major	Hometown (High School)
0	Neal Begovich	F	6-9	230	R-So.	Economics	San Francisco, Calif. (St. Ignatius College Prep)
1	Isa Silva	G	6-4	190	Fr.	Undeclared	Sacramento, Calif. (Jesuit)
3	Jarvis Moss	G	6-4	190	Fr.	Undeclared	Concord, N.C. (Cannon School)
5	Michael O'Connell	G	6-2	190	So.	Undeclared	Mineola, N.Y. (Blair Academy (N.J.))
10	Max Murrell	F	6-9	225	So.	Undeclared	Omaha, Neb. (Millard North)
11	Jaiden Delaire	F	6-9	215	Sr.	Communication	North Granby, Conn. (Granby Memorial)
12	Keenan Fitzmorris	F	7-0	235	R-Jr.	Psychology	Overland Park, Kan. (New Hampton School (N.H.))
14	Spencer Jones	F	6-7	225	Jr.	Management Sci. and Engineering	Roeland Park, Kan. (Bishop Miege)
20	Noah Taitz	G	6-3	185	So.	Undeclared	Las Vegas, Nev. (Bishop Gorman)
21	Daniel Begovich	G	6-5	215	5th	Economics	San Francisco, Calif. (St. Ignatius College Prep)
22	James Keefe	F	6-9	235	Jr.	Economics	Los Angeles, Calif. (Loyola)
23	Brandon Angel	F	6-8	230	So.	Undeclared	San Diego, Calif. (Torrey Pines)
24	Sam Beskind	G	6-4	190	R-Jr.	MS Management Sci. and Engineering	Tucson, Ariz. (Catalina Foothills)
32	Lukas Kisunas	F	6-10	265	Sr.	Psychology	Vilnius, Lithuania (Brewster Academy (N.H.))
42	Maxime Raynaud	F	7-1	240	Fr.	Undeclared	Paris, France (Lycee Henri IV)
55	Harrison Ingram	F	6-7	230	Fr.	Undeclared	Dallas, Texas (St. Mark's)

**PRONUNCIATION GUIDE**

<b>JEROD HAASE</b>	Jared   rhymes with pass	<b>Rob EHSAN</b>	EE-sahn
<b>ISA SILVA</b>	EE-suh	<b>Max MURRELL</b>	Mearl (rhymes with pearl)
<b>Noah TAITZ</b>	Tates	<b>Lukas KISUNAS</b>	kah-SOON-us
<b>Daniel &amp; Neal BEGOVICH</b>	BEG-oh-vitch	<b>MAXIME RAYNAUD</b>	Max-eem Ray-no

## HOME OF CHAMPIONS

19 schools have victories over AP top-five opponents in football, men's basketball and women's basketball in the same year since 1999-00, with Stanford joining the group on Jan. 11. The Cardinal is one of two Pac-12 programs on the list, joining Oregon in 2019-20, and the only Pac-12 program to post top-five wins in each of the three sports, plus women's volleyball.

## CHIEF KEEFE

The team's leader in floor burns, James Keefe has emerged as a key contributor as a junior. Since entering the starting lineup on Dec. 12, Keefe holds averages of 5.9 points and 5.3 rebounds per game on 65.0 percent shooting from the floor. He has continued his improvement over the past seven games, posting averages of 7.5 points and 6.5 boards per outing while shooting 69.7 percent from the floor (23/33) and 78 percent at the free throw line (14/18).

## BENCH & BALANCE

Showcasing the program's depth and balance, 11 Cardinal players have reached double figures in a game this season. The Cardinal is one of two Pac-12 programs to meet that standard, joining Washington State, while no school has more than 13 in this category (Bowling Green, Texas A&M-CC).

## CARDIAC CARDINAL

Jaiden Delaire drained a 3-pointer at the buzzer on Dec. 12 to lead Stanford past Oregon, 72-69. Delaire gave Stanford its first win at the buzzer since Oscar da Silva scored at the horn against UCLA on Jan. 23, 2021, stepping into a deep 3-pointer on the left wing, scoring over Oregon's Eric Williams Jr. The 20 points for Delaire came in a season-best output, as he also pitched in six rebounds and two blocks. Four days later, Harrison Ingram scored inside with 0.7 seconds left on the clock against Dartmouth to send the game to overtime. Three Stanford players tied or set new career-highs in the 89-78 win, as the Cardinal blitzed the Big Green in the extra period, 15-4, to claim an 11-point victory.

## HAWAII 2-0

Stanford advanced past Wyoming with a 66-63 victory in the opener at the Diamond Head Classic. Jaiden Delaire led the Cardinal in scoring for the third time in the last four games, scoring 17 points with seven rebounds, while Spencer Jones matched his then-season-high with 15 points and six rebounds. In the semifinal, Jones led the way with a career-high 25 points, going 8-for-11 from the field with five 3-pointers, to lead the Cardinal past Liberty, 79-76. The Cardinal was slated to face Vanderbilt in the championship game, but health and safety protocols began a stretch of four straight postponed or canceled games for the program. Jones was named to the All-Tournament Team.

## WELCOME TO THE FARM

Stanford signed a pair of four-star forwards when the early signing period opened in the class of 2022. Jaylen Thompson, from Oakland and rated as high as No. 62 nationally by 247 Sports, and Ryan Agarwal, a four star Rivals shooting guard from Coppell, Texas, join a program that has signed top-20 classes nationally in three of the past four seasons, while this year's class begins with Stanford signing two four-star players for the third consecutive year.

## SUSTAINED SUCCESS

Stanford has had a first team All-Pac-12 player in each of the last nine years, while no other program has an active streak of more than four years (Arizona State, Oregon State, USC).

## NBA DRAFT

Ziaire Williams was selected with the 10th overall selection in the 2021 NBA Draft, eventually heading to the Memphis Grizzlies via trade. Stanford is one of 12 programs nationally with a player drafted in each of the last three seasons, while Williams is the fifth top-10 and lottery pick in program history, joining Josh Childress (6th, 2004), Rich Kelley (7th, 1975), Adam Keefe (10th, 1992) and Brook Lopez (10th, 2008). Williams started his first NBA game for Memphis on Jan. 6, and scored a career-high 21 points Feb. 2 in a win over New York. Since moving into the starting lineup for the last 16 games, Williams is averaging 10.4 points per game.

## FLOOR BURNS

During his playing career at Kansas, Jerod Haase was known for his energy and passion on the court. Whether it be diving for loose balls or taking charges, Haase's trademark hustle was always on display. During his time with the Jayhawks, the "floor burns" statistic was created in his honor and is still tracked by the program. Haase totaled 167 floor burns during the 1996-97 season. Stanford's individual 2021-22 totals (247 combined, 10.3 per game) are as follows:

James Keefe .....	51	Isa Silva .....	12
Harrison Ingram .....	41	Brandon Angel .....	11
Michael O'Connell .....	40	Noah Taitz .....	7
Spencer Jones .....	25	Max Murrell .....	4
Jaiden Delaire .....	23	Maxime Raynaud .....	3
Sam Beskind .....	17		
Lukas Kisunas .....	14		

## 2021-22 PAC-12 STANDINGS

TEAM	CONFERENCE			OVERALL		
	W	L	PCT.	W	L	PCT.
1.....Arizona.....	11	1	917	21	2	913
2.....UCLA .....	9	3	750	17	4	810
.....Oregon .....	9	3	750	16	7	696
4.....USC.....	9	4	692	20	4	833
5.....Washington.....	8	4	667	13	9	591
6.....Washington St. .	7	4	636	14	8	636
7.....Stanford.....	7	7	500	14	10	583
8.....Colorado .....	6	7	462	14	9	609
9.....Arizona St.....	3	9	250	7	15	318
10...California .....	3	11	214	10	15	400
11...Utah .....	2	12	143	9	15	375
12...Oregon St.....	1	10	091	3	18	143

\*Through Feb. 10

## INSIDE THE SERIES - OREGON STATE

Series History .....	Stanford trails, 73-78
Streak.....	L1
Last 5 Meetings.....	2-3
Last 10 Meetings .....	6-4
Under Jerod Haase.....	5-3
Biggest Win .....	33, twice
Biggest Loss .....	43 (1981-82)
Most Points Scor.....	103 (2011-12)
Most Points Allowed .....	111 (1981-82)

## STANFORD QUICK FACTS

<b>Home Arena</b> .....	Maples Pavilion
Opened .....	1968
Capacity .....	7,233
Record at Maples.....	564-229 (.712)
Conference Record at Maples .....	285-177 (.618)
<b>Anne and Tony Joseph Director of Men's Basketball</b> .....	Jerod Haase
Alma Mater .....	Kansas '97
Record at Stanford .....	96-83 (6th year)
Overall .....	176-136 (10th year)
<b>Oscar da Silva Associate Head Men's Basketball Coach</b> .....	Adam Cohen (6th year)
<b>James C. Gaither Assistant Men's Basketball Coach</b> .....	Jesse Pruitt (6th year)
<b>Assistant Coach</b> .....	Rob Ehsan (1st year)
<b>Assistant Athletics Director, Men's Basketball</b> .....	David Berkun (6th year)
<b>Player Development</b> .....	Camryn Crocker (3rd year)
<b>Athletic Trainer</b> .....	Dominic Vincentini (6th year)
<b>Sports Performance</b> .....	Mike Chatman (3rd year)
<b>Assistant to the Head Coach</b> .....	Jack Frost (3rd year)
<b>Assistant Ops Director</b> .....	Michael Reutt (1st year)
<b>First Season</b> .....	1913-14 (105th season)
<b>All-Time Record</b> .....	1,580-1,196 (.569)
<b>NCAA Championships</b> .....	1 (1942)
<b>NCAA Final Four</b> .....	2 (1942, 1998)
<b>NCAA Appearances</b> ... 17 (1942, '89, '92, '95, '96, '97, '98, '99, '00, '01, '02, '03, '04, '05, '07, '08, '14)	
<b>NIT Championships</b> .....	3 (1991, 12, '15)
<b>NIT Appearances</b> ..9 (1988, '90, '91, '94, '06, '12, '13, '15, '18)	
<b>Conference Championships</b> .....	7 (1920 (PCC), '21(PCC), '63 (co-AAWU), 1999, '00, '01, '04)
<b>Pac-12 Championships</b> .....	4 (1999, '00, '01, '04)

## STANFORD IN 2021-22 WHEN...

Overall.....	14-10
Pac-12 .....	7-7
Non-Conference .....	7-3
Home Games .....	10-3
On The Road .....	2-6
On Neutral Courts.....	2-1
vs. AP Ranked Opponents.....	2-5
vs. Coaches Ranked Opponents .....	2-5
When Leading At Halftime .....	7-0
When Trailing At Halftime .....	6-10
When Tied At Halftime .....	1-0
In Overtime.....	1-0
When Scoring Less Than 60 Points .....	1-4
When Scoring 60-69 Points .....	4-3
When Scoring 70-79 Points .....	7-3
When Scoring 80+ Points .....	2-0
When Opponent Scores Less Than 40 Points.....	0-0
When Opponent Scores 40-49 Points .....	0-0
When Opponent Scores 50-59 Points .....	3-0
When Opponent Scores 60-69 Points.....	8-5
When Opponent Scores 70+ Points .....	3-5
When Shooting 50% or Better .....	3-2
When Shooting Under 50%.....	11-8
When Shooting 35% or Better From 3 .....	7-2
When Shooting Under 35% From 3 .....	7-8
When Shooting 75% or Better From FT Line.....	2-3
When Shooting Under 75% From FT Line .....	12-7
When Outrebounding Opponent.....	12-9
When Being Outrebounded .....	1-0
When Rebounds are Even .....	1-1
When Committing Less Than 15 Turnovers .....	8-2
When Committing 15 or More Turnovers .....	6-8
In Games Decided By 1-3 Points .....	5-1
In Games Decided By 4-9 Points .....	3-5
In Games Decided By 10-19 Points .....	6-1
In Games Decided By 20 Or More Points .....	0-3
In Morning Games .....	1-0
In Afternoon Games.....	5-4
In Night Games .....	8-6
On Monday .....	1-0
On Tuesday.....	4-1
On Wednesday.....	2-0
On Thursday .....	4-3
On Friday .....	0-1
On Saturday.....	1-3
On Sunday .....	2-2
November .....	4-3
December .....	4-1
January.....	4-3
February .....	2-3
March .....	0-0
When Wearing White .....	8-4
When Wearing Cardinal.....	1-3
When Wearing Black .....	1-2
When Wearing Gray.....	4-1

## BY THE NUMBERS

<b>DOUBLE-DOUBLES</b>	<b>2021-22</b>	<b>CAREER</b>
Harrison Ingram	5	5
Maxime Raynaud	1	1
Lukas Kisunas	1	1
Brandon Angel	1	1
<b>20+ POINT GAMES</b>	<b>2021-22</b>	<b>CAREER</b>
Spencer Jones	4	4
Jaiden Delaire	2	7
Harrison Ingram	1	1
Michael O'Connell	-	1
<b>DOUBLE-DIGIT POINTS</b>	<b>2021-22</b>	<b>CAREER</b>
Harrison Ingram	15	15
Jaiden Delaire	10	31
Spencer Jones	10	31
Brandon Angel	8	8
Michel O'Connell	5	14
Lukas Kisunas	3	5
James Keefe	3	3
Maxime Raynaud	3	3
Noah Taitz	1	4
Isa Silva	1	1
Max Murrell	1	1
<b>DOUBLE-DIGIT REBOUNDS</b>	<b>2021-22</b>	<b>CAREER</b>
Harrison Ingram	5	5
James Keefe	2	3
Lukas Kisunas	1	2
Maxime Raynaud	1	1
Brandon Angel	1	1
<b>DOUBLE-DIGIT ASSISTS</b>	<b>2021-22</b>	<b>CAREER</b>
N/A		
<b>LED TEAM IN SCORING (includes ties)</b>	<b>2021-22</b>	<b>CAREER</b>
Jaiden Delaire	8	17
Spencer Jones	8	12
Harrison Ingram	7	7
Brandon Angel	4	5
Michael O'Connell	2	3
Maxime Raynaud	2	2
Isa Silva	1	1
<b>LED TEAM IN REBOUNDING (includes ties)</b>	<b>2021-22</b>	<b>CAREER</b>
Harrison Ingram	12	12
James Keefe	6	8
Lukas Kisunas	2	12
Jaiden Delaire	2	5
Maxime Raynaud	2	2
Brandon Angel	2	2
Spencer Jones	1	7
Michael O'Connell	-	3
<b>LED IN ASSISTS (includes ties)</b>	<b>2021-22</b>	<b>CAREER</b>
Michael O'Connell	16	28
Harrison Ingram	9	9
Isa Silva	3	3
Spencer Jones	2	7
Maxime Raynaud	2	2
James Keefe	2	2
Jaiden Delaire	1	3
Noah Taitz	-	2
Max Murrell	-	1

## 2021-22 STANFORD TEAM HIGHS

<b>Points</b>	89, vs. Dartmouth (12-16-21)
<b>FG made</b>	35, vs. Dartmouth (12-16-21)
<b>FG att.</b>	71, vs. Santa Clara (11-12-21)
<b>FG%</b>	56.8, vs. Liberty (12-23-21)
<b>3-pt. FG made</b>	12, vs. Liberty (12-23-21)
<b>3-pt. FG att.</b>	31, vs. Washington State (2-3-22)
<b>FT made</b>	32, vs. Arizona State (1-22-22)
<b>FT att.</b>	42, vs. Arizona State (1-22-22)
<b>Rebounds</b>	51, vs. North Carolina A&T (11-23-21)
<b>Assists</b>	21, vs. Washington (2-6-22)
<b>Steals</b>	10, three times
<b>Blocks</b>	8, vs. Washington (2-6-22)
<b>Fewest Turnovers</b>	8, twice
<b>Fewest Fouls</b>	10, vs. UCLA (2-8-22)
<b>First Half pts.</b>	46, vs. Washington (2-6-22)
<b>Second Half pts.</b>	47, vs. San Jose State (11-15-21)

## 2021-22 STANFORD TEAM LOWS

<b>Points</b>	43, at UCLA (1-29-22)
<b>FG made</b>	13, at UCLA (1-29-22)
<b>FG att.</b>	45, at Baylor (11-20-21)
<b>FG%</b>	27.1, at UCLA (1-29-22)
<b>3-pt. FG made</b>	3, twice
<b>3-pt. FG att.</b>	13, at Baylor (11-20-21)
<b>FT made</b>	4, at Oregon (2-10-22)
<b>FT att.</b>	4, at Oregon (2-10-22)
<b>Rebounds</b>	27, vs. UCLA (2-8-22)
<b>Assists</b>	5, vs. California (2-1-22)
<b>Steals</b>	2, at Colorado (11-28-21)
<b>Blocks</b>	0, three times
<b>Most Turnovers</b>	23, vs. Liberty (12-23-21)
<b>Most Fouls</b>	25, vs. Liberty (12-23-21)
<b>First Half pts.</b>	18, at UCLA (1-29-22)
<b>Second Half pts.</b>	20, at Baylor (11-20-21)

## 2021-22 OPPONENT TEAM HIGHS

<b>Points</b>	88, vs. Santa Clara (11-12-21)
<b>FG made</b>	34, twice
<b>FG att.</b>	69, vs. Washington (2-6-22)
<b>FG%</b>	59.6, vs. Santa Clara (11-12-21)
<b>3-pt. FG made</b>	12, vs. Santa Clara (11-12-21)
<b>3-pt. FG att.</b>	34, vs. North Carolina A&T (11-23-21)
<b>FT made</b>	21, vs. USC (1-11-22)
<b>FT att.</b>	32, vs. USC (1-11-22)
<b>Rebounds</b>	39, vs. Arizona (1-20-22)
<b>Assists</b>	27, vs. Santa Clara (11-12-21)
<b>Steals</b>	16, at Baylor (11-20-21)
<b>Blocks</b>	8, twice
<b>Fewest Turnovers</b>	6, twice
<b>Fewest Fouls</b>	9, at Oregon (2-10-22)
<b>First Half pts.</b>	45, vs. Santa Clara (11-12-21)
<b>Second Half pts.</b>	52, at Baylor (11-20-21)

## 2021-22 OPPONENT TEAM LOWS

<b>Points</b>	50, twice
<b>FG made</b>	18, vs. California (2-1-22)
<b>FG att.</b>	49, three times
<b>FG%</b>	33.8, vs. North Carolina A&T (11-23-21)
<b>3-pt. FG made</b>	3, vs. California (2-1-22)
<b>3-pt. FG att.</b>	14, vs. California (2-1-22)
<b>FT made</b>	1, vs. Tarleton State (11-9-21)
<b>FT att.</b>	3, vs. Tarleton State (11-9-21)
<b>Rebounds</b>	22, vs. Liberty (12-23-21)
<b>Assists</b>	5, twice
<b>Steals</b>	2, vs. California (2-1-22)
<b>Blocks</b>	0, vs. California (2-1-22)
<b>Most Turnovers</b>	19, vs. Valparaiso (11-17-21)
<b>Most Fouls</b>	29, vs. Arizona State (1-22-22)
<b>First Half pts.</b>	20, vs. California (2-1-22)
<b>Second Half pts.</b>	22, at Washington State (1-13-22)

## THE LAST TIME - TEAM

### Scored 100 points

Stanford 104, vs. UCLA (2-16-19)  
Opponent 108, Florida (11-23-17)

### Scored less than 50 points

Stanford 48, at Baylor (11-20-21)  
Opponent 46, at North Carolina A&T (12-6-20)

### Scored less than 40 points

Stanford 39, at Washington State (2-25-06)  
Opponent 38, vs. Carroll College (12-27-15)

### Overtime game

Stanford win vs. Dartmouth (89-78 on 12-16-21)  
Stanford loss at Washington State (85-76 in 3OT on 2-20-21)

### Double Overtime game

Stanford win vs. UCLA (107-99 in 2OT on 1-4-18)  
Stanford loss at Washington State (85-76 in 3OT on 2-20-21)

### Three or More Overtimes

Stanford win at Oregon State (103-101 in 4OT on 1-7-12)  
Stanford loss at Washington State (85-76 in 3OT on 2-20-21)

### 40-point win

Stanford Stanford 98, Washington State 50 (2-28-19)  
Opponent Oregon State 81, Stanford 38 (1-11-82)

### 50-point win

Stanford Stanford 111, Harvard 56 (11-9-07)  
Opponent never

### 60 points in a half

Stanford 63 (1st half), vs. Harvard (11-9-07)  
Opponent 60 (2nd half), at USC (1-26-02)

### Between 16-20 points in a half

Stanford 18 (1st half), at UCLA (1-29-22)  
Opponent 20 (1st half), vs. California (2-1-22)

### 15 points or less in a half

Stanford 13 (1st half), vs. Florida (11-22-18)  
Opponent 15 (1st half), Washington State (2-28-19)

### 50 rebounds by a team

Stanford 51, vs. North Carolina A&T (11-23-21)  
Opponent 51, Portland State (11-28-18)

### 12 or more three-pointers in a game

Stanford 12, at Colorado (2-8-20)  
Opponent 12, at Santa Clara (11-12-21)

### 10 or more steals in a game

Stanford 10, vs. USC (1-11-22)  
Opponent 10, vs. Washington (2-6-22)

### 25 turnovers in a game

Stanford 28, vs. Portland State (11-26-17)  
Opponent 25, vs. Arkansas-Pine Bluff (12-29-14)

### Five players scoring in double digits

Stanford 5, at Washington State (2-20-21)  
Opponent 5, vs. Arizona (1-20-22)

### More than five players scoring in double digits

Stanford 6, vs. Green Bay (11-13-15)  
Opponent 6, at Colorado (3-2-17)

## THE LAST TIME - INDIVIDUAL

### Player recorded a double-double

Stanford Brandon Angel (10 pts/10 reb), at Oregon (2-10-22)  
Opponent Mouhamed Gueye (16 pts/11 reb), at Washington State (1-13-22)

### Two players recorded a double-double

Stanford Oscar da Silva (17 pts/10 reb)/Ziaire Williams (12 pts/12 reb/10 ast), vs. Washington (1-7-21)  
Opponent Branden Carlsen (14 pts/12 rebs), Riley Battin (11 pts/10 rebs), at Utah (2-6-20)

### Player recorded a triple-double

Stanford Ziaire Williams (12 pts/12 reb/10 ast), vs. Washington (1-7-21)  
Opponent Kyle Weaver (14 pts/13 reb/10 ast), vs. Washington State (1-13-07)

### Game decided by buzzer-beater

Stanford win Jaiden Delaire, vs. Oregon (12-12-21)  
Stanford loss Lamont Jones, vs. Arizona (2-27-10)

### 30 points

Stanford Oscar da Silva (31), at Oregon State (1-4-21)  
Opponent Terrell Brown (30), vs. Washington (2-6-22)

### 40 points

Stanford Casey Jacobsen (41), vs. Oregon (2-7-02)  
Opponent Darius McGhee (41), vs. Liberty (12-23-21)

### Two players with 20 or more points

Stanford Harrison Ingram (21)/Spencer Jones (21), vs. USC (1-11-22)  
Opponent Taurus Samuels (22)/Brendan Barry (20), vs. Dartmouth (12-16-21)

### Three players with 20 or more points

Stanford Brown (21)/Randle (21)/Nastic (20), vs. Arizona State (1-24-15)  
Opponent Moore (25)/Brown (23)/Carmichael (21), vs. Illinois State (3-19-12)

### No double digit scorer

Stanford vs. Arizona (1-20-22)  
Opponent vs. Carroll College (12-27-15)

### 12 field goals

Stanford Oscar da Silva (12), at North Carolina A&T (12-6-20)  
Opponent Terrell Brown (13), vs. Washington (2-6-22)

### 7 three-pointers

Stanford Tyrell Terry (7) vs. Utah (2-26-20)  
Opponent Darius McGhee (7), vs. Liberty (12-23-21)

### 15 free throws

Stanford Reid Travis (19), at Kansas (12-3-16)  
Opponent Jared Cunningham (15), vs. Oregon State (3-9-11)

### 15 rebounds

Stanford Oscar da Silva (15), vs. Oregon (2-1-20)  
Opponent Jaden McDaniels (15), Washington (1-9-20)

### 20 rebounds

Stanford Michael Humphrey (20), at Oklahoma State (3-19-18)  
Opponent Andre Roberson (20), at Colorado (1-24-13)

### Three players with 10 or more rebounds

Stanford Travis (12)/R. Allen (10)/Pickens (10), vs. Villanova (11-26-15)  
Opponent McCoy (12)/Bailey (11)/Johnson (10), vs. UCLA (1-17-98)

### 10 assists

Stanford Ziaire Williams (10), vs. Washington (1-7-21)  
Opponent James Akinjo (11), at Baylor (11-20-21)



## #0 NEAL BEGOVICH

Redshirt Sophomore | Forward | 6-9 | 230

San Francisco, Calif. | St. Ignatius College Prep | Economics

### Three things to know...

- 1: Two brothers at Stanford, including Daniel, a fifth-year senior on the men's basketball team
- 2: Can play either forward position, excellent shooter
- 3: Spent the summer as a Business Developments and Capital Markets Intern at Altamont Capital Partners

**Career Accolades:** Pac-12 Academic Honor Roll (2021)

**Trending:** N/A

### BEGOVICH'S CAREER HIGHS

Points ..... 3, at North Carolina A&T 12/6/20  
 FG ..... 1, four times  
 FGA ..... 1, five times  
 3FG ..... 1, at North Carolina A&T 12/6/20  
 3FGA ..... 1, twice  
 FT ..... -  
 FTA ..... -  
 Rebounds ..... 1, twice  
 Assists ..... -  
 Blocks ..... -  
 Steals ..... -  
 Minutes ..... 3, four times

### BEGOVICH'S SEASON HIGHS

Points ..... 2, vs. Arizona 1/20/22  
 FG ..... 1, vs. Arizona 1/20/22  
 FGA ..... 1, twice  
 3FG ..... -  
 3FGA ..... 1, vs. Washington 2/6/22  
 FT ..... -  
 FTA ..... -  
 Rebounds ..... 1, vs. Washington 2/6/22  
 Assists ..... -  
 Blocks ..... -  
 Steals ..... -  
 Minutes ..... 3, three times

### 2021-22 GAME-BY-GAME

Opponent	Date	GS	Min	FG-FGA	Pct	3FG-FGA	Pct	FT-FTA	Pct	O/D/T	Avg	PF	FO	A/T	B	S	P	Avg	
Tarleton State	11/09/21	DNP																	
at Santa Clara	11/12/21	DNP																	
San Jose State	11/15/21	DNP																	
Valparaiso	11/17/21		3	0-0	.000	0-0	.000	0-0	.000	0/0/0	0.0	1	0	0/0	0	0	0	0.0	
at Baylor	11/20/21	DNP																	
NC A&T	11/23/21		2	0-0	.000	0-0	.000	0-0	.000	0/0/0	0.0	1	0	0/0	0	0	0	0.0	
at Colorado	11/28/21	DNP																	
Oregon	12/12/21	DNP																	
Dartmouth	12/16/21	DNP																	
vs. Texas	12/19/21	DNP																	
vs. Wyoming	12/22/21	DNP																	
vs. Liberty	12/23/21	DNP																	
vs. USC	01/11/22	DNP																	
at Washington St.	01/13/22	DNP																	
at Washington	01/15/22	DNP																	
vs. Arizona	01/20/22		3	1-1	1.000	0-0	.000	0-0	.000	0/0/0	0.0	0	0	0/0	0	0	2	0.7	
vs. Arizona St.	01/22/22	DNP																	
at USC	01/27/22	DNP																	
at UCLA	01/29/22	DNP																	
vs. California	02/01/22	DNP																	
vs. Washington St.	02/03/22	DNP																	
vs. Washington	02/06/22		3	0-1	.000	0-1	.000	0-0	.000	0/1/1	0.3	0	0	0/0	0	0	0	0.5	
vs. UCLA	02/08/22	DNP																	
at Oregon	02/10/22	DNP																	

### CAREER STATS

YEAR	GP	GS	MIN	AVG	FG	FGA	PCT	3-POINT			FT	FTA	PCT	REBOUNDING							PTS	AVG				
								FG	FGA	PCT				OFF	DEF	TOT	AVG	PF	FO	AST			TO	BLK	STL	
2020-21	3	0	7	2.3	3	3	1.000	1	1	1.000	0	0	.000	0	1	1	0.3	0	0	0	0	0	0	0	7	2.3
2021-22	4	0	11	2.8	1	2	.500	0	1	.000	0	0	.000	0	1	1	0.3	2	0	0	0	0	0	0	2	0.5
<b>TOTAL</b>	<b>7</b>	<b>0</b>	<b>18</b>	<b>2.6</b>	<b>4</b>	<b>5</b>	<b>.800</b>	<b>1</b>	<b>2</b>	<b>.500</b>	<b>0</b>	<b>0</b>	<b>.000</b>	<b>0</b>	<b>2</b>	<b>2</b>	<b>0.3</b>	<b>2</b>	<b>0</b>	<b>0</b>	<b>0</b>	<b>0</b>	<b>0</b>	<b>0</b>	<b>9</b>	<b>1.3</b>



# #1 ISA SILVA

Freshman | Guard | 6-4 | 190

Sacramento, Calif. | Jesuit | Undeclared

### Three things to know...

1: Consensus four-star recruit, rated No. 53 nationally by ESPN, No. 66 by 247Sports and No. 73 by Rivals

2: True point guard with an excellent feel for the game and high basketball IQ

3: Five relatives graduated from Stanford, and cousin, Josue, is a manager for the team. Grandfather, Rafael, had his oral history as a bracero immigrant archived at Stanford's Special Collections and University Archives.

**Career Accolades:** N/A

**Trending:** Led the team in assists in first career game, with four against Tarleton State, added 12 points against Santa Clara ... Had a career-high five assists on Nov. 17 vs. Valparaiso ... Ranks fourth in the Pac-12 among freshmen with 1.3 assists and fourth with 0.7 steals per game. Second among all Pac-12 freshmen with 0.9 steals per game in Pac-12 play ... Shooting 51.9 percent from 3-point range ... Career-best three steals at Washington State (Jan. 13) and at USC (Jan. 27).

### SILVA'S CAREER HIGHS

Points.....12, at Santa Clara 11/12/21  
 FG.....5, at Santa Clara 11/12/21  
 FGA.....9, at Santa Clara 11/12/21  
 3FG.....2, twice  
 3FGA.....4, at Santa Clara 11/12/21  
 FT.....2, twice  
 FTA.....3, vs. Texas 12/19/21  
 Rebounds.....4, twice  
 Assists.....5, vs. Valparaiso 11/17/21  
 Blocks.....1, at Washington State 1/13/22  
 Steals.....3, twice  
 Minutes.....24, twice

**Diamond Head Classic:** 3.0 pts, 0.5 reb, 1.0 ast

### SILVA'S SEASON HIGHS


Points.....12, at Santa Clara 11/12/21  
 FG.....5, at Santa Clara 11/12/21  
 FGA.....9, at Santa Clara 11/12/21  
 3FG.....2, twice  
 3FGA.....4, at Santa Clara 11/12/21  
 FT.....2, twice  
 FTA.....3, vs. Texas 12/19/21  
 Rebounds.....4, twice  
 Assists.....5, vs. Valparaiso 11/17/21  
 Blocks.....1, at Washington State 1/13/22  
 Steals.....3, twice  
 Minutes.....24, twice

### 2021-22 GAME-BY-GAME

Opponent	Date	GS	Min	FG-FGA	Pct	3FG-FGA	Pct	FT-FTA	Pct	O/D/T	Avg	PF	FO	A/T	B	S	P	Avg
Tarleton State	11/09/21	19	2-3	.667	1-2	.500	0-0	.000	0/1/1	1.0	2	0	4/3	0	0	5	5.0	
at Santa Clara	11/12/21	23	5-9	.556	2-4	.500	0-0	.000	0/1/1	1.0	3	0	0/2	0	0	12	8.5	
San Jose State	11/15/21	7	0-0	.000	0-0	.000	0-0	.000	0/0/0	0.7	3	0	1/0	0	0	0	5.7	
Valparaiso	11/17/21	22	1-4	.250	1-1	1.000	0-0	.000	0/4/4	1.5	1	0	5/3	0	1	3	5.0	
at Baylor	11/20/21	19	1-4	.250	0-1	.000	1-2	.500	2/0/2	1.6	2	0	2/3	0	2	3	4.6	
NC A&T	11/23/21	14	0-2	.000	0-0	.000	1-2	.500	1/3/4	2.0	1	0	1/2	0	0	1	4.0	
at Colorado	11/28/21	8	1-2	.500	1-1	1.000	0-0	.000	0/2/2	2.0	2	0	0/1	0	0	3	3.9	
Oregon	12/12/21	11	2-6	.333	1-1	1.000	0-0	.000	1/0/1	1.9	1	0	1/1	0	1	5	4.0	
Dartmouth	12/16/21	10	0-1	.000	0-0	.000	0-0	.000	0/1/1	1.8	1	0	1/0	0	0	0	3.6	
vs. Texas	12/19/21	15	2-4	.500	1-2	.500	1-3	.333	0/0/0	1.6	2	0	2/1	0	1	6	3.8	
vs. Wyoming	12/22/21	11	1-3	.333	0-0	.000	2-2	1.000	0/0/0	1.5	1	0	2/0	0	0	4	3.8	
vs. Liberty	12/23/21	8	1-2	.500	0-0	.000	0-0	.000	0/1/1	1.4	2	0	0/1	0	0	2	3.7	
vs. USC	01/11/22	16	1-3	.333	0-1	.000	0-0	.000	0/0/0	1.3	1	0	2/3	0	1	2	3.5	
at Washington St.	01/13/22	19	0-1	.000	0-0	.000	0-1	.000	0/2/2	1.4	2	0	2/2	1	3	0	3.3	
at Washington	01/15/22	9	2-2	1.000	1-1	1.000	2-2	1.000	0/2/2	1.4	3	0	2/3	0	0	7	3.5	
vs. Arizona	01/20/22	24	3-8	.375	1-3	.333	0-1	.000	2/1/3	1.5	2	0	2/2	0	2	7	3.8	
vs. Arizona St.	01/22/22	7	2-4	.500	0-1	.000	0-0	.000	0/0/0	1.4	0	0	0/2	0	2	4	3.8	
at USC	01/27/22	17	2-5	.400	1-1	1.000	0-0	.000	0/2/2	1.4	1	0	0/1	0	3	5	3.8	
at UCLA	01/29/22	24	3-5	.600	2-3	.667	0-0	.000	0/1/1	1.4	3	0	2/3	0	1	8	4.1	
vs. California	02/01/22	6	0-1	.000	0-0	.000	0-0	.000	0/0/0	1.4	0	0	0/2	0	0	0	3.9	
vs. Washington St.	02/03/22	14	2-4	.500	1-2	.500	0-0	.000	1/1/2	1.4	1	0	0/0	0	0	5	3.9	
vs. Washington	02/06/22	11	1-3	.333	1-2	.500	0-0	.000	0/1/1	1.4	2	0	0/3	0	0	3	3.9	
vs. UCLA	02/08/22	9	0-1	.000	0-0	.000	0-0	.000	0/1/1	1.3	0	0	0/1	0	0	0	3.7	
at Oregon	02/10/22	14	0-2	.000	0-1	.000	0-0	.000	0/0/0	1.3	1	0	1/2	0	0	0	3.5	

### CAREER STATS

YEAR	GP	GS	MIN	AVG	FG	FGA	PCT	3-POINT			FT	FTA	PCT	REBOUNDING					PF	FO	AST	TO	BLK	STL	PTS	AVG
								FG	FGA	PCT				OFF	DEF	TOT	AVG									
2021-22	24	0	337	14.0	32	79	.405	14	27	.519	7	13	.538	7	24	31	1.3	37	0	30	41	1	17	85	3.5	
<b>TOTAL</b>	<b>24</b>	<b>0</b>	<b>337</b>	<b>14.0</b>	<b>32</b>	<b>79</b>	<b>.405</b>	<b>14</b>	<b>27</b>	<b>.519</b>	<b>7</b>	<b>13</b>	<b>.538</b>	<b>7</b>	<b>24</b>	<b>31</b>	<b>1.3</b>	<b>37</b>	<b>0</b>	<b>30</b>	<b>41</b>	<b>1</b>	<b>17</b>	<b>85</b>	<b>3.5</b>	



## #3 JARVIS MOSS

Freshman | Guard | 6-4 | 190

Concord, N.C. | Cannon School | Undeclared

### Three things to know...

- 1: All-around guard and one of the best shooters in the 2021 recruiting class
- 2: Consensus three-star recruit, averaged 26 points per game as a senior for Cannon
- 3: Led Cannon to back-to-back NCASAA state championships

**Career Accolades:** N/A

**Trending:** N/A

### MOSS' CAREER HIGHS

Points.....-

FG.....-

FGA..... 2, twice

3FG.....-

3FGA.....2, at UCLA 1/29/22

FT.....-

FTA.....-

Rebounds.....1, at UCLA 1/29/22

Assists..... 1, vs. North Carolina A&T 11/23/21

Blocks.....-

Steals.....-

Minutes.....4, vs. Arizona 1/20/22

### MOSS' SEASON HIGHS

Points.....-

FG.....-

FGA..... 2, twice

3FG.....-

3FGA.....2, at UCLA 1/29/22

FT.....-

FTA.....-

Rebounds.....1, at UCLA 1/29/22

Assists..... 1, vs. North Carolina A&T 11/23/21

Blocks.....-

Steals.....-

Minutes.....4, vs. Arizona 1/20/22

### 2021-22 GAME-BY-GAME

Opponent	Date	GS	Min	FG-FGA	Pct	3FG-FGA	Pct	FT-FTA	Pct	O/D/T	Avg	PF	FO	A/T	B	S	P	Avg	
Tarleton State	11/09/21	DNP																	
at Santa Clara	11/12/21	DNP																	
San Jose State	11/15/21	DNP																	
Valparaiso	11/17/21		3	0-1	.000	0-1	.000	0-0	.000	0/0/0	0.0	1	0	0/1	0	0	0	0.0	
at Baylor	11/20/21	DNP																	
NC A&T	11/23/21		2	0-1	.000	0-1	.000	0-0	.000	0/0/0	0.0	0	0	1/0	0	0	0	0.0	
at Colorado	11/28/21	DNP																	
Oregon	12/12/21	DNP																	
Dartmouth	12/16/21	DNP																	
vs. Texas	12/19/21	DNP																	
vs. Wyoming	12/22/21	DNP																	
vs. Liberty	12/23/21	DNP																	
vs. USC	01/11/22	DNP																	
at Washington St.	01/13/22	DNP																	
at Washington	01/15/22	DNP																	
vs. Arizona	01/20/22		4	0-2	.000	0-0	.000	0-0	.000	0/0/0	0.0	0	0	0/0	0	0	0	0.0	
vs. Arizona St.	01/22/22	DNP																	
at USC	01/27/22	DNP																	
at UCLA	01/29/22		3	0-2	.000	0-2	.000	0-0	.000	0/1/1	0.3	0	0	0/0	0	0	0	0.0	
vs. California	02/01/22	DNP																	
vs. Washington St.	02/03/22	DNP																	
vs. Washington	02/06/22		1	0-1	.000	0-1	.000	0-0	.000	0/0/0	0.2	0	0	0/0	0	0	0	0.0	
vs. UCLA	02/08/22	DNP																	
at Oregon	02/10/22	DNP																	

### CAREER STATS

YEAR	GP	GS	MIN	AVG	FG	FGA	PCT	3-POINT			FT	FTA	PCT	REBOUNDING							PTS	AVG			
								FG	FGA	PCT				OFF	DEF	TOT	AVG	PF	FO	AST			TO	BLK	STL
2021-22	5	0	13	2.6	0	7	.000	0	5	.000	0	0	.000	0	1	1	0.2	1	0	1	1	0	0	0	0.0
<b>TOTAL</b>	<b>5</b>	<b>0</b>	<b>13</b>	<b>2.6</b>	<b>0</b>	<b>7</b>	<b>.000</b>	<b>0</b>	<b>5</b>	<b>.000</b>	<b>0</b>	<b>0</b>	<b>.000</b>	<b>0</b>	<b>1</b>	<b>1</b>	<b>0.2</b>	<b>1</b>	<b>0</b>	<b>1</b>	<b>1</b>	<b>0</b>	<b>0</b>	<b>0</b>	<b>0.0</b>



## #5 MICHAEL O'CONNELL

Sophomore | Guard | 6-2 | 190

Mineola, N.Y. | Blair Academy (N.J.) | Undeclared

### Three things to know...

1: First prospect since recruiting databases began to be rated a top-100 recruit in both basketball (247 Sports) and lacrosse (Inside Lacrosse) at the time of his signing.

2: Was committed to Maryland for lacrosse before electing to play basketball at Stanford

3: Averaged 7.5 points, 3.6 rebounds, 3.4 assists and 1.6 steals per game with 17 starts in Pac-12 play as a freshman

**Career Accolades:** Pac-12 Freshman of the Week (Feb. 1, 2021).

**Trending:** Ranks seventh in the Pac-12 with 3.8 assists per game, sixth with 3.6 assists per game in conference play ... Tied career-high with eight assists against Liberty ... Ranked third among all returners in conference play with 3.4 assists per game and second with 1.6 steals last season ... Played a program-record 52 minutes at Washington State on Feb. 20 last year ... Scored a season-high 16 points against Arizona State (Jan. 22).

**Diamond Head Classic:** 8.5 pts, 4.0 reb, 6.5 ast. Ranked second in tournament in assists, first in assist to turnover ratio.

### O'CONNELL'S CAREER HIGHS

Points ..... 20, vs. USC 2/2/21  
 FG ..... 7, twice  
 FGA ..... 13, at Santa Clara 11/12/19  
 3FG ..... 2, four times  
 3FGA ..... 5, twice  
 FT ..... 8, at Arizona State 1/30/21  
 FTA ..... 8, twice  
 Rebounds ..... 9, vs. California 2/7/21  
 Assists ..... 8, twice  
 Blocks ..... 1, four times  
 Steals ..... 4, twice  
 Minutes ..... 52, at Washington State 2/20/21

### O'CONNELL'S SEASON HIGHS

Points ..... 16, vs. Arizona State 1/22/22  
 FG ..... 6, twice  
 FGA ..... 13, twice  
 3FG ..... 2, three times  
 3FGA ..... 5, vs. Washington 2/6/22  
 FT ..... 4, three times  
 FTA ..... 8, vs. Liberty 12/23/21  
 Rebounds ..... 5, vs. Wyoming 12/22/21  
 Assists ..... 8, vs. Liberty 12/23/21  
 Blocks ..... 1, vs. Liberty 12/23/21  
 Steals ..... 4, at Santa Clara 11/12/21  
 Minutes ..... 34, vs. UCLA 2/8/22

### 2021-22 GAME-BY-GAME

Opponent	Date	GS	Min	FG-FGA	Pct	3FG-FGA	Pct	FT-FTA	Pct	O/D/T	Avg	PF	FO	A/T	B	S	P	Avg
Tarleton State	11/09/21	*	21	2-8	.250	0-4	.000	0-0	.000	0/1/1	1.0	1	0	2/2	0	1	4	4.0
at Santa Clara	11/12/21	*	29	6-13	.462	1-3	.333	0-0	.000	0/3/3	2.0	1	0	4/1	0	4	13	8.5
San Jose State	11/15/21	*	33	2-9	.222	0-1	.000	4-4	1.000	1/3/4	2.7	1	0	5/0	0	2	8	8.3
Valparaiso	11/17/21	*	15	2-5	.400	1-2	.500	0-0	.000	1/1/2	2.5	2	0	3/1	0	1	5	7.5
at Baylor	11/20/21	*	21	1-3	.333	1-1	1.000	0-1	.000	0/0/0	2.0	2	0	1/5	0	0	3	6.6
NC A&T	11/23/21	*	26	1-7	.143	0-4	.000	0-1	.000	0/1/1	1.8	2	0	5/2	0	1	2	5.8
at Colorado	11/28/21	*	27	4-8	.500	0-2	.000	0-0	.000	0/1/1	1.7	4	0	5/2	0	0	8	6.1
Oregon	12/12/21	*	29	5-8	.625	1-3	.333	4-4	1.000	0/2/2	1.8	2	0	3/4	0	1	15	7.3
Dartmouth	12/16/21	*	28	4-8	.500	1-2	.500	0-1	.000	0/3/3	1.9	4	0	4/3	0	2	9	7.4
vs. Texas	12/19/21	*	25	1-3	.333	1-2	.500	0-0	.000	1/3/4	2.1	0	0	3/4	0	0	3	7.0
vs. Wyoming	12/22/21	*	29	4-13	.308	0-4	.000	1-2	.500	3/2/5	2.4	0	0	5/1	0	1	9	7.2
vs. Liberty	12/23/21	*	31	2-4	.500	1-1	1.000	3-8	.375	0/3/3	2.4	1	0	8/1	1	0	8	7.3
vs. USC	01/11/22	*	24	1-5	.200	0-1	.000	1-2	.500	0/1/1	2.3	3	0	7/1	0	0	3	6.9
at Washington St.	01/13/22	*	21	1-4	.250	0-1	.000	0-1	.000	0/3/3	2.4	1	0	4/3	0	1	2	6.6
at Washington	01/15/22	*	21	2-6	.333	0-2	.000	0-0	.000	0/4/4	2.5	1	0	1/2	0	0	4	6.4
vs. Arizona	01/20/22	*	24	3-9	.333	1-4	.250	1-3	.333	0/4/4	2.6	0	0	3/1	0	1	8	6.5
vs. Arizona St.	01/22/22	*	29	5-8	.625	2-3	.667	4-4	1.000	0/1/1	2.5	2	0	3/2	0	3	16	7.1
at USC	01/27/22	*	31	3-7	.429	2-2	1.000	0-0	.000	0/3/3	2.5	4	0	4/0	0	0	8	7.1
at UCLA	01/29/22	*	21	2-8	.250	0-2	.000	2-3	.667	0/3/3	2.5	1	0	3/3	0	1	6	7.1
vs. California	02/01/22	*	32	3-9	.333	0-3	.000	3-6	.500	0/3/3	2.6	2	0	3/0	0	1	9	7.2
vs. Washington St.	02/03/22	*	26	2-6	.333	1-4	.250	0-0	.000	0/3/3	2.6	2	0	3/4	0	2	5	7.0
vs. Washington	02/06/22	*	30	2-8	.250	2-5	.400	0-0	.000	0/4/4	2.6	0	0	6/4	0	1	6	7.0
vs. UCLA	02/08/22	*	34	6-11	.545	1-4	.250	0-0	.000	0/3/3	2.7	1	0	4/1	0	1	13	7.3
at Oregon	02/10/22	*	26	5-9	.556	1-3	.333	0-0	.000	0/4/4	2.7	3	0	2/2	0	3	11	7.4

### CAREER STATS

YEAR	GP	GS	MIN	AVG	FG	FGA	PCT	3-POINT			FT	FTA	PCT	REBOUNDING							PTS	AVG			
								FG	FGA	PCT				OFF	DEF	TOT	AVG	PF	FO	AST			TO	BLK	STL
2020-21	25	18	666	26.6	59	126	.468	12	36	.333	37	47	.787	11	64	75	3.0	37	1	71	39	3	32	167	6.7
2021-22	24	24	633	26.4	69	179	.385	17	63	.270	23	40	.575	6	59	65	2.7	40	0	91	49	1	27	178	7.4
<b>TOTAL</b>	<b>49</b>	<b>42</b>	<b>1299</b>	<b>26.5</b>	<b>128</b>	<b>305</b>	<b>.420</b>	<b>29</b>	<b>99</b>	<b>.293</b>	<b>60</b>	<b>87</b>	<b>.690</b>	<b>17</b>	<b>123</b>	<b>140</b>	<b>2.9</b>	<b>77</b>	<b>1</b>	<b>162</b>	<b>88</b>	<b>4</b>	<b>59</b>	<b>345</b>	<b>7.0</b>



## #10 MAX MURRELL

Sophomore | Forward | 6-9 | 225

Omaha, Neb. | Millard North | Undeclared

### Three things to know...

1: 247Sports (#79) and Rivals (#116) four-star recruit. Ranked 14th and 23rd nationally at his position, respectively.

2: Reached Nebraska state championship game with Millard North. Broke school record for blocks in a game, season and career, and career field goal percentage.

3: Selected Stanford over Creighton, Iowa, Minnesota and TCU.

**Career Accolades:** N/A

**Trending:** Burst out for a career-high 18 points on Nov. 23 against North Carolina A&T, including a four-for-six mark from 3-point range ... Led the nation in free throws made without a miss (16-for-16) in 2020-21, is an 84.8% FT shooter for his career ... Earned first career start in the season opener against Tarleton State, has started three games this season.

### MURRELL'S CAREER HIGHS

Points ..... 18, vs. North Carolina A&T 11/23/21  
 FG ..... 6, vs. North Carolina A&T 11/23/21  
 FGA ..... 8, vs. North Carolina A&T 11/23/21  
 3FG ..... 4, vs. North Carolina A&T 11/23/21  
 3FGA ..... 6, vs. North Carolina A&T 11/23/21  
 FT ..... 4, twice  
 FTA ..... 6, at Washington 1/15/22  
 Rebounds ..... 4, at Washington 1/15/22  
 Assists ..... 2, twice  
 Blocks ..... 2, twice  
 Steals ..... 1, nine times  
 Minutes ..... 21, at Colorado 1/16/21

### MURRELL'S SEASON HIGHS

Points ..... 18, vs. North Carolina A&T 11/23/21  
 FG ..... 6, vs. North Carolina A&T 11/23/21  
 FGA ..... 8, vs. North Carolina A&T 11/23/21  
 3FG ..... 4, vs. North Carolina A&T 11/23/21  
 3FGA ..... 6, vs. North Carolina A&T 11/23/21  
 FT ..... 4, at Washington 1/15/22  
 FTA ..... 6, at Washington 1/15/22  
 Rebounds ..... 4, at Washington 1/15/22  
 Assists ..... 2, vs. Oregon 12/12/21  
 Blocks ..... 2, twice  
 Steals ..... 1, four times  
 Minutes ..... 18, twice

**Diamond Head Classic:** 1.5 pts, 0.0 reb, 0.0 ast

### 2021-22 GAME-BY-GAME

Opponent	Date	GS	Min	FG-FGA	Pct	3FG-FGA	Pct	FT-FTA	Pct	O/D/T	Avg	PF	FO	A/T	B	S	P	Avg
Tarleton State	11/09/21	*	18	1-7	.143	1-4	.250	0-0	.000	1/0/1	1.0	0	0	1/1	0	0	3	3.0
at Santa Clara	11/12/21		11	1-5	.200	0-2	.000	0-0	.000	2/0/2	1.5	2	0	0/0	0	0	2	2.5
San Jose State	11/15/21		4	0-1	.000	0-0	.000	0-0	.000	0/0/0	1.0	0	0	0/1	0	0	0	1.7
Valparaiso	11/17/21	*	17	2-6	.333	1-4	.250	1-2	.500	0/2/2	1.3	0	0	0/1	1	0	6	2.8
at Baylor	11/20/21		10	0-1	.000	0-1	.000	2-2	1.000	0/0/0	1.0	0	0	0/0	0	1	2	2.6
NC A&T	11/23/21		12	6-8	.750	4-6	.667	2-2	1.000	0/2/2	1.2	3	0	1/1	2	0	18	5.2
at Colorado	11/28/21		6	0-1	.000	0-1	.000	0-0	.000	0/2/2	1.3	2	0	1/0	0	0	0	4.4
Oregon	12/12/21		15	1-6	.167	1-4	.250	0-0	.000	0/1/1	1.3	1	0	2/0	0	1	3	4.3
Dartmouth	12/16/21	*	8	2-3	.667	1-2	.500	0-0	.000	0/0/0	1.1	0	0	0/1	0	0	5	4.3
vs. Texas	12/19/21		1	0-0	.000	0-0	.000	0-0	.000	0/0/0	1.0	1	0	0/0	0	0	0	3.9
vs. Wyoming	12/22/21		3	0-1	.000	0-1	.000	0-0	.000	0/0/0	0.9	0	0	0/1	0	1	0	3.5
vs. Liberty	12/23/21		3	1-1	1.000	1-1	1.000	0-0	.000	0/0/0	0.8	2	0	0/2	0	0	3	3.5
vs. USC	01/11/22		6	0-0	.000	0-0	.000	0-0	.000	0/2/2	0.9	2	0	0/0	0	0	0	3.2
at Washington St.	01/13/22		9	0-1	.000	0-1	.000	0-0	.000	0/0/0	0.9	0	0	1/0	1	0	0	3.0
at Washington	01/15/22		15	1-5	.200	0-3	.000	4-6	.667	1/3/4	1.1	0	0	0/1	1	1	6	3.2
vs. Arizona	01/20/22		14	1-4	.250	0-1	.000	0-1	.000	1/2/3	1.2	3	0	1/0	1	0	2	3.1
vs. Arizona St.	01/22/22		5	0-2	.000	0-0	.000	0-0	.000	0/0/0	1.1	0	0	0/0	0	0	0	2.9
at USC	01/27/22		8	0-1	.000	0-1	.000	3-4	.750	1/0/1	1.1	0	0	0/2	1	0	3	2.9
at UCLA	01/29/22		12	1-4	.250	0-3	.000	0-0	.000	0/0/0	1.1	0	0	0/0	0	0	2	2.9
vs. California	02/01/22		7	1-2	.500	1-2	.500	0-0	.000	0/1/1	1.1	4	0	0/0	1	0	3	2.9
vs. Washington St.	02/03/22		14	2-5	.400	1-4	.250	0-0	.000	0/3/3	1.1	0	0	1/1	0	0	5	3.0
vs. Washington	02/06/22		7	0-1	.000	0-1	.000	0-0	.000	0/1/1	1.1	0	0	1/0	1	0	0	2.9
vs. UCLA	02/08/22		7	1-1	1.000	1-1	1.000	0-0	.000	0/1/1	1.1	0	0	0/0	0	0	3	2.9
at Oregon	02/10/22		18	1-5	.200	0-4	.000	0-0	.000	0/1/1	1.1	1	0	0/0	2	0	2	2.8

### CAREER STATS

YEAR	GP	GS	MIN	AVG	FG	FGA	PCT	3-POINT			FT	FTA	PCT	REBOUNDING					PF	FO	AST	TO	BLK	STL	PTS	AVG
								FG	FGA	PCT				OFF	DEF	TOT	AVG									
2020-21	21	0	166	7.9	15	30	.500	2	9	.222	16	16	1.000	5	13	18	0.9	17	0	4	11	7	5	48	2.3	
2021-22	24	3	230	9.6	22	71	.310	12	47	.255	12	17	.706	6	21	27	1.1	21	0	9	12	11	4	68	2.8	
<b>TOTAL</b>	<b>45</b>	<b>3</b>	<b>396</b>	<b>8.8</b>	<b>37</b>	<b>101</b>	<b>.366</b>	<b>14</b>	<b>56</b>	<b>.250</b>	<b>28</b>	<b>33</b>	<b>.848</b>	<b>11</b>	<b>34</b>	<b>45</b>	<b>1.0</b>	<b>38</b>	<b>0</b>	<b>13</b>	<b>23</b>	<b>18</b>	<b>9</b>	<b>116</b>	<b>2.6</b>	



# #11 JAIDEN DELAIRE

Senior | Forward | 6-9 | 215

North Granby, Conn. | Granby Memorial | Communication

### Three things to know...

- 1: Can play both forward positions, athletic driver with a 7-2 wingspan
- 2: Reigning Pac-12 Most Improved Player
- 3: Was a consensus top-100 prospect before reclassifying to 2018. Picked Stanford over UCLA and Georgetown

**Career Accolades:** 2021 Pac-12 Most Improved Player of the Year ... All-Pac-12 honorable mention (2021) ... 2021-22 Preseason All-Pac-12 honorable mention.

**Trending:** Stanford is 8-0 when Delaire scores at least 14 points, 9-0 when he makes a 3-pointer ... Beat the buzzer with a 3-pointer against Oregon, leading Stanford to a 72-69 win with 20 points ... Matched career high Dec. 16 against Dartmouth with 22 points, has two 20-point outings this year ... Averaging 13.4 points per game in wins, against 6.8 points per game in losses ... Ranks second in the Pac-12 in free throw attempts.

### DELAIRE'S CAREER HIGHS

Points..... 22, twice  
 FG..... 10, vs. USC 2/2/21  
 FGA..... 16, vs. USC 2/2/21  
 3FG..... 3, vs. Washington 2/6/22  
 3FGA..... 7, vs. Wyoming 12/22/21  
 FT..... 9, vs. Tarleton State 11/9/21  
 FTA..... 12, vs. Dartmouth 12/16/21  
 Rebounds..... 9, twice  
 Assists..... 4, vs. UCLA 1/23/21  
 Blocks..... 2, seven times  
 Steals..... 3, vs. California 2/7/21  
 Minutes..... 39, vs. UCLA 1/23/21

### DELAIRE'S SEASON HIGHS

Points..... 22, vs. Dartmouth 12/16/21  
 FG..... 9, vs. Oregon 12/12/21  
 FGA..... 15, twice  
 3FG..... 3, vs. Washington 2/6/22  
 3FGA..... 7, vs. Wyoming 12/22/21  
 FT..... 9, vs. Tarleton State 11/9/21  
 FTA..... 12, vs. Dartmouth 12/16/21  
 Rebounds..... 8, twice  
 Assists..... 3, three times  
 Blocks..... 2, vs. Oregon 12/12/21  
 Steals..... 2, twice  
 Minutes..... 32, vs. California 2/1/22

Delaire's 13.4 points per night in Pac-12 action last season ranked fourth among all returners league-wide, trailing only Johnny Juzang (UCLA), Noah Williams (WSU) and Azuolas Tubelis (ARI) ... One of three players to more than double their scoring average from 2019-20 to 2020-21 among the top-20 scorers in the conference, along with Williams and Jarod Lucas (OSU).

**Diamond Head Classic:** 12.5 pts, 7.5 reb, 1.0 ast. 11th in tournament in scoring, fourth in rebounding, seventh in free throw percentage

### 2021-22 GAME-BY-GAME

Opponent	Date	GS	Min	FG-FGA	Pct	3FG-FGA	Pct	FT-FTA	Pct	O/D/T	Avg	PF	FO	A/T	B	S	P	Avg
Tarleton State	11/09/21		29	2-5	.400	1-2	.500	9-11	.818	2/4/6	6.0	0	0	3/1	0	1	14	14.0
at Santa Clara	11/12/21	*	22	2-8	.250	0-1	.000	2-2	1.000	1/4/5	5.5	1	0	1/5	0	0	6	10.0
San Jose State	11/15/21		23	7-13	.538	2-3	.667	3-9	.333	1/1/2	4.3	2	0	1/1	0	1	19	13.0
Valparaiso	11/17/21		13	3-5	.600	0-1	.000	2-4	.500	0/4/4	4.3	0	0	2/1	1	0	8	11.8
at Baylor	11/20/21		26	4-5	.800	0-1	.000	2-4	.500	2/2/4	4.2	1	0	0/2	1	1	10	11.4
NC A&T	11/23/21	*	24	3-10	.300	0-1	.000	2-3	.667	4/0/4	4.2	1	0	0/1	0	1	8	10.8
at Colorado	11/28/21	*	22	2-4	.500	0-1	.000	2-2	1.000	0/1/1	3.7	2	0	1/2	0	0	6	10.1
Oregon	12/12/21	*	26	9-14	.643	1-2	.500	1-2	.500	2/4/6	4.0	3	0	0/3	2	1	20	11.4
Dartmouth	12/16/21	*	31	8-15	.533	0-2	.000	6-12	.500	3/3/6	4.2	2	0	2/1	1	0	22	12.6
vs. Texas	12/19/21	*	21	3-6	.500	0-0	.000	3-3	1.000	2/2/4	4.2	3	0	0/4	1	0	9	12.2
vs. Wyoming	12/22/21	*	24	5-13	.385	2-7	.286	5-6	.833	4/3/7	4.5	0	0	0/3	1	0	17	12.6
vs. Liberty	12/23/21	*	29	2-6	.333	1-2	.500	3-4	.750	0/8/8	4.8	2	0	2/4	0	1	8	12.3
vs. USC	01/11/22	*	22	1-6	.167	0-1	.000	4-7	.571	1/4/5	4.8	3	0	0/2	0	2	6	11.8
at Washington St.	01/13/22	*	18	4-7	.571	1-1	1.000	5-7	.714	2/1/3	4.6	3	0	0/1	0	1	14	11.9
at Washington	01/15/22	*	23	2-5	.400	0-0	.000	1-4	.250	1/1/2	4.5	3	0	3/4	0	0	5	11.5
vs. Arizona	01/20/22	*	22	2-8	.250	0-0	.000	4-5	.800	2/2/4	4.4	3	0	0/3	0	1	8	11.3
vs. Arizona St.	01/22/22	*	25	1-9	.111	1-1	1.000	5-5	1.000	1/4/5	4.5	2	0	1/1	0	2	8	11.1
at USC	01/27/22	*	21	6-15	.400	2-3	.667	0-0	.000	0/4/4	4.4	0	0	1/1	0	0	14	11.2
at UCLA	01/29/22	*	19	1-5	.200	0-1	.000	5-5	1.000	1/2/3	4.4	3	0	1/2	0	0	7	11.0
vs. California	02/01/22	*	32	5-10	.500	0-2	.000	2-3	.667	1/3/4	4.4	2	0	1/2	1	0	12	11.1
vs. Washington St.	02/03/22	*	26	1-6	.167	0-1	.000	6-7	.857	0/3/3	4.3	1	0	1/0	0	1	8	10.9
vs. Washington	02/06/22	*	29	6-10	.600	3-5	.600	3-5	.600	3/5/8	4.5	2	0	3/3	1	0	18	11.2
vs. UCLA	02/08/22	*	23	3-4	.750	0-0	.000	3-4	.750	1/1/2	4.3	1	0	0/4	0	0	9	11.1
at Oregon	02/10/22	*	19	0-4	.000	0-2	.000	0-0	.000	2/2/4	4.3	1	0	1/1	0	0	0	10.7

### CAREER STATS

YEAR	GP	GS	MIN	AVG	FG	FGA	PCT	3-POINT			FT	FTA	PCT	REBOUNDING				PF	FO	AST	TO	BLK	STL	PTS	AVG
								FG	FGA	PCT				OFF	DEF	TOT	AVG								
2018-19	31	2	393	12.7	41	118	.347	6	34	.176	29	48	.604	14	47	61	2.0	43	1	12	20	9	7	117	3.8
2019-20	31	1	521	16.8	71	149	.477	8	28	.286	40	58	.690	17	57	74	2.4	48	0	14	36	12	14	190	6.1
2020-21	24	21	661	27.5	111	237	.468	14	43	.326	65	86	.756	23	76	99	4.1	47	1	24	53	9	22	301	12.5
2021-22	24	20	569	23.7	82	193	.425	14	40	.350	78	114	.684	36	68	104	4.3	41	0	24	52	9	13	256	10.7
<b>TOTAL</b>	<b>110</b>	<b>44</b>	<b>2144</b>	<b>19.5</b>	<b>305</b>	<b>697</b>	<b>.438</b>	<b>42</b>	<b>145</b>	<b>.290</b>	<b>212</b>	<b>306</b>	<b>.693</b>	<b>90</b>	<b>248</b>	<b>338</b>	<b>3.1</b>	<b>179</b>	<b>2</b>	<b>74</b>	<b>161</b>	<b>39</b>	<b>56</b>	<b>864</b>	<b>7.9</b>



## #12 KEENAN FITZMORRIS

Redshirt Junior | Center | 7-0 | 235

Overland Park, Kan. | New Hampton School (N.H.) | Psychology

### Three things to know...

1: Stretch five, redshirted 2018-19 season. Top-15 recruit at center by 247 Sports and Rivals

2: Plays the tuba

3: Sister, Audriana, class of 2020, played volleyball at Stanford, where she earned multiple All-America nods and won three national championships.

**Career Accolades:** Two-time Pac-12 Academic Honor Roll (2020, 2021) ... NABC Honors Court (2021).

**Trending:** N/A

### FITZMORRIS' CAREER HIGHS

Points..... 2, three times  
 FG..... 1, three times  
 FGA..... 4, vs. Long Beach St. 11/12/19  
 3FG..... -  
 3FGA..... 2, twice  
 FT..... -  
 FTA..... 1, vs. Maryland Eastern Shore 11/19/19  
 Rebounds..... 2, twice  
 Assists..... -  
 Blocks..... -  
 Steals..... -  
 Minutes..... 5, twice

### FITZMORRIS' SEASON HIGHS

Points..... -  
 FG..... -  
 FGA..... -  
 3FG..... -  
 3FGA..... -  
 FT..... -  
 FTA..... -  
 Rebounds..... -  
 Assists..... -  
 Blocks..... -  
 Steals..... -  
 Minutes..... -

### 2021-22 GAME-BY-GAME

Opponent	Date	GS	Min	FG-FGA	Pct	3FG-FGA	Pct	FT-FTA	Pct	O/D/T	Avg	PF	FO	A/T	B	S	P	Avg	
Tarleton State	11/09/21	DNP																	
at Santa Clara	11/12/21	DNP																	
San Jose State	11/15/21	DNP																	
Valparaiso	11/17/21	DNP																	
at Baylor	11/20/21	DNP																	
NC A&T	11/23/21	DNP																	
at Colorado	11/28/21	DNP																	
Oregon	12/12/21	DNP																	
Dartmouth	12/16/21	DNP																	
vs. Texas	12/19/21	DNP																	
vs. Wyoming	12/22/21	DNP																	
vs. Liberty	12/23/21	DNP																	
vs. USC	01/11/22	DNP																	
at Washington St.	01/13/22	DNP																	
at Washington	01/15/22	DNP																	
vs. Arizona	01/20/22	DNP																	
vs. Arizona St.	01/22/22	DNP																	
at USC	01/27/22	DNP																	
at UCLA	01/29/22	DNP																	
vs. California	02/01/22	DNP																	
vs. Washington St.	02/03/22	DNP																	
vs. Washington	02/06/22	DNP																	
vs. UCLA	02/08/22	DNP																	
at Oregon	02/10/22	DNP																	

### CAREER STATS

YEAR	GP	GS	MIN	AVG	FG	FGA	PCT	3-POINT			FT	FTA	PCT	REBOUNDING							PTS	AVG			
								FG	FGA	PCT				OFF	DEF	TOT	AVG	PF	FO	AST			TO	BLK	STL
2019-20	13	0	25	1.9	3	11	.273	0	4	.000	0	1	.000	3	4	7	0.5	7	0	0	5	0	0	6	0.5
2020-21	5	0	8	1.6	0	2	.000	0	1	.000	0	0	.000	0	1	1	0.2	0	0	0	0	0	0	0	0.0
2021-22	0	0	0	0.0	0	0	.000	0	0	.000	0	0	.000	0	0	0	0.0	0	0	0	0	0	0	0	0.0
<b>TOTAL</b>	<b>18</b>	<b>0</b>	<b>33</b>	<b>1.8</b>	<b>3</b>	<b>13</b>	<b>.231</b>	<b>0</b>	<b>5</b>	<b>.000</b>	<b>0</b>	<b>1</b>	<b>.000</b>	<b>3</b>	<b>5</b>	<b>8</b>	<b>0.4</b>	<b>7</b>	<b>0</b>	<b>0</b>	<b>5</b>	<b>0</b>	<b>0</b>	<b>6</b>	<b>0.3</b>



# #14 SPENCER JONES

Junior | Forward | 6-7 | 225

Roeland Park, Kan. | Bishop Miege | Management Science & Engineering

### Three things to know...

1: Elite shooter on the wing, great defender. Emerging leader on the team.

2: Committed to Stanford two weeks after first recruiting call.

3: Ranked second in the Pac-12 as a freshman in made threes per game, while posting the 13th-best percentage (43.1) in the country. Entered junior season a career 40.7 percent 3-point shooter, which would rank 10th all-time at Stanford.

**Career Accolades:** Diamond Head Classic All-Tournament Team.

**Trending:** 13th all-time in made 3-pointers at Stanford (167). Two away from tying for 11th (David Moseley '00, Matt Lottich '04) ... 32 for last 77 from 3-point range over last 13 games (41.6%) ... Scored a career-high 25 points against Liberty (Dec. 23) on 8-for-11 shooting with five threes ... Had a career-best 10 field goals Feb. 3 against Washington State ... Averaging team-best 13.1 points to go with 4.1 rebounds per game over last 14 outings on 49.3% shooting from the field, 41.3% from three ... Leads Stanford in scoring (11.6) in Pac-12 play.

### JONES' CAREER HIGHS

Points .....25, vs. Liberty 12/23/21  
 FG ..... 10, vs. Washington State 2/3/22  
 FGA ..... 15, vs. USC 1/11/22  
 3FG .....6, at USC 1/18/20  
 3FGA .....10, at USC 1/18/20  
 FT ..... 4, three times  
 FTA ..... 6, twice  
 Rebounds ..... 8, twice  
 Assists .....4, three times  
 Blocks .....3, four times  
 Steals ..... 4, vs. Washington 2/6/22  
 Minutes .....47, at Washington State 2/20/21

### JONES' SEASON HIGHS

Points .....25, vs. Liberty 12/23/21  
 FG ..... 10, vs. Washington State 2/3/22  
 FGA ..... 15, vs. USC 1/11/22  
 3FG .....5, vs. Liberty 12/23/21  
 3FGA ..... 9, vs. UCLA 2/8/22  
 FT ..... 4, twice  
 FTA ..... 6, vs. Arizona State 1/22/22  
 Rebounds .....8, at Baylor 11/20/21  
 Assists ..... 4, vs. North Carolina A&T 11/23/21  
 Blocks .....3, twice  
 Steals ..... 4, vs. Washington 2/6/22  
 Minutes ..... 33, twice

**Diamond Head Classic:** 20.0 pts, 6.0 reb, 0.5 ast. Fourth in tournament in scoring, eighth in rebounds, first in field goal percentage and second in 3-point percentage.

### 2021-22 GAME-BY-GAME

Opponent	Date	GS	Min	FG-FGA	Pct	3FG-FGA	Pct	FT-FTA	Pct	O/D/T	Avg	PF	FO	A/T	B	S	P	Avg
Tarleton State	11/09/21	*	23	2-6	.333	2-5	.400	0-0	.000	1/3/4	4.0	2	0	0/1	1	1	6	6.0
at Santa Clara	11/12/21	*	30	1-8	.125	0-5	.000	0-0	.000	1/2/3	3.5	2	0	1/1	1	2	2	4.0
San Jose State	11/15/21	*	25	4-7	.571	0-3	.000	0-0	.000	2/2/4	3.7	4	0	2/0	0	2	8	5.3
Valparaiso	11/17/21	*	20	3-5	.600	1-2	.500	0-0	.000	1/4/5	4.0	3	0	0/1	2	1	7	5.8
at Baylor	11/20/21	*	22	4-8	.500	0-1	.000	2-4	.500	1/7/8	4.8	3	0	1/2	0	0	10	6.6
NC A&T	11/23/21	*	23	1-6	.167	1-5	.200	3-4	.750	2/3/5	4.8	1	0	4/1	0	0	6	6.5
at Colorado	11/28/21	*	16	5-6	.833	3-4	.750	2-2	1.000	0/2/2	4.4	4	0	1/1	0	0	15	7.7
Oregon	12/12/21	*	33	1-4	.250	0-3	.000	2-2	1.000	2/1/3	4.3	2	0	1/0	0	2	4	7.3
Dartmouth	12/16/21	DNP																
vs. Texas	12/19/21	*	22	2-7	.286	0-4	.000	0-1	.000	1/2/3	4.1	2	0	3/1	0	2	4	6.9
vs. Wyoming	12/22/21	*	29	7-11	.636	1-3	.333	0-0	.000	0/6/6	4.3	3	0	0/0	1	0	15	7.7
vs. Liberty	12/23/21	*	29	8-11	.727	5-8	.625	4-4	1.000	1/5/6	4.5	3	0	1/6	0	1	25	9.3
vs. USC	01/11/22	*	28	8-15	.533	3-8	.375	2-2	1.000	0/2/2	4.3	3	0	1/2	0	3	21	10.3
at Washington St.	01/13/22	*	32	6-11	.545	3-7	.429	1-2	.500	2/3/5	4.3	0	0	1/2	0	1	16	10.7
at Washington	01/15/22	*	28	1-5	.200	1-5	.200	0-0	.000	0/2/2	4.1	5	1	1/1	3	0	3	10.1
vs. Arizona	01/20/22	*	23	3-10	.300	3-6	.500	0-0	.000	5/1/6	4.3	3	0	1/2	0	0	9	10.1
vs. Arizona St.	01/22/22	*	31	2-7	.286	1-5	.200	4-6	.667	2/2/4	4.3	4	0	3/2	1	1	9	10.0
at USC	01/27/22	*	24	3-5	.600	2-3	.667	2-3	.667	1/4/5	4.3	2	0	1/0	0	1	10	10.0
at UCLA	01/29/22	*	18	0-7	.000	0-3	.000	0-2	.000	2/3/5	4.3	4	0	0/1	0	0	0	9.4
vs. California	02/01/22	*	31	4-9	.444	1-2	.500	0-0	.000	2/5/7	4.5	2	0	0/0	0	1	9	9.4
vs. Washington St.	02/03/22	*	33	10-14	.714	4-8	.500	0-0	.000	3/1/4	4.5	4	0	1/5	0	0	24	10.2
vs. Washington	02/06/22	*	26	4-10	.400	3-7	.429	1-2	.500	1/3/4	4.4	3	0	3/3	3	4	12	10.2
vs. UCLA	02/08/22	*	29	9-14	.643	4-9	.444	0-0	.000	1/1/2	4.3	3	0	1/0	0	1	22	10.8
at Oregon	02/10/22	*	24	2-7	.286	2-6	.333	2-2	1.000	0/0/0	4.1	4	0	0/1	0	0	8	10.7

### CAREER STATS

YEAR	GP	GS	MIN	AVG	FG	FGA	PCT	3-POINT			FT	FTA	PCT	REBOUNDING					PF	FO	AST	TO	BLK	STL	PTS	AVG
								FG	FGA	PCT				OFF	DEF	TOT	AVG									
2019-20	32	29	913	28.5	93	221	.421	81	188	.431	16	23	.696	16	85	101	3.2	59	0	27	27	28	19	283	8.8	
2020-21	26	25	735	28.3	72	173	.416	46	124	.371	22	33	.667	21	80	101	3.9	81	1	27	31	17	32	212	8.2	
2021-22	23	23	599	26.0	90	193	.466	40	112	.357	25	36	.694	31	64	95	4.1	66	1	27	33	12	23	245	10.7	
<b>TOTAL</b>	<b>81</b>	<b>77</b>	<b>2247</b>	<b>27.7</b>	<b>255</b>	<b>587</b>	<b>.434</b>	<b>167</b>	<b>424</b>	<b>.394</b>	<b>63</b>	<b>92</b>	<b>.685</b>	<b>68</b>	<b>229</b>	<b>297</b>	<b>3.7</b>	<b>206</b>	<b>2</b>	<b>81</b>	<b>91</b>	<b>57</b>	<b>74</b>	<b>740</b>	<b>9.1</b>	



## #20 NOAH TAITZ

Sophomore | Guard | 6-3 | 185

Las Vegas, Nev. | Bishop Gorman | Undeclared

### Three things to know...

- 1: ESPN four-star recruit, ranked #99 nationally. 22nd-ranked shooting guard nationally
- 2: Captured four consecutive state championships with Bishop Gorman
- 3: Sweet shooting combo guard, selected Stanford over Saint Mary's, San Diego State, USC and Washington

**Career Accolades:** N/A

**Trending:** Shooting 43.2 percent from 3-point range and 41.7 percent in Pac-12 play ... Hit a career-high three triples against Valparaiso (Nov. 17), has multiple threes in six games ... Shooting 45.7 percent from deep over his last 12 games ... Missed the last nine games with lower leg injury.

**Diamond Head Classic:** 2.5 pts, 0.5 reb, 1.0 ast

### TAITZ'S CAREER HIGHS

Points .....13, at Arizona State 1/30/21  
 FG ..... 5, at California 2/4/21  
 FGA ..... 8, twice  
 3FG ..... 3, vs. Valparaiso 11/17/21  
 3FGA ..... 6, at CSUN 12/15/20  
 FT .....4, at Arizona State 1/30/21  
 FTA ..... 4, twice  
 Rebounds..... 5, at CSUN 12/15/20  
 Assists .....3, twice  
 Blocks ..... -  
 Steals .....3, twice  
 Minutes.....34, at Arizona State 1/30/21

### TAITZ'S SEASON HIGHS

Points ..... 11, vs. Valparaiso 11/17/21  
 FG ..... 4, vs. Valparaiso 11/17/21  
 FGA ..... 7, vs. Valparaiso 11/17/21  
 3FG ..... 3, vs. Valparaiso 11/17/21  
 3FGA ..... 5, twice  
 FT .....2, vs. Dartmouth 12/16/21  
 FTA ..... 2, three times  
 Rebounds..... 4, vs. Dartmouth 12/16/21  
 Assists .....3, vs. USC 1/11/22  
 Blocks ..... -  
 Steals .....1, five times  
 Minutes..... 26, vs. Texas 12/19/21

### 2021-22 GAME-BY-GAME

Opponent	Date	GS	Min	FG-FGA	Pct	3FG-FGA	Pct	FT-FTA	Pct	O/D/T	Avg	PF	FO	A/T	B	S	P	Avg	
Tarleton State	11/09/21	DNP																	
at Santa Clara	11/12/21		1	0-0	.000	0-0	.000	0-0	.000	0/0/0	0.0	0	0	0/0	0	0	0	0.0	
San Jose State	11/15/21		4	0-2	.000	0-2	.000	0-0	.000	0/1/1	0.5	0	0	0/1	0	0	0	0.0	
Valparaiso	11/17/21		15	4-7	.571	3-5	.600	0-0	.000	0/2/2	1.0	1	0	1/0	0	1	11	3.7	
at Baylor	11/20/21		14	3-6	.500	2-3	.667	0-0	.000	1/1/2	1.3	1	0	0/3	0	0	8	4.8	
NC A&T	11/23/21		15	3-6	.500	2-4	.500	0-0	.000	0/2/2	1.4	1	0	2/2	0	1	8	5.4	
at Colorado	11/28/21		15	2-5	.400	2-3	.667	1-2	.500	0/0/0	1.2	2	0	1/0	0	0	7	5.7	
Oregon	12/12/21		9	1-2	.500	1-2	.500	0-0	.000	0/0/0	1.0	2	0	0/0	0	0	3	5.3	
Dartmouth	12/16/21		25	2-6	.333	2-5	.400	2-2	1.000	0/4/4	1.4	2	0	1/1	0	1	8	5.6	
vs. Texas	12/19/21		26	2-5	.400	1-2	.500	0-0	.000	0/2/2	1.4	0	0	0/0	0	0	5	5.6	
vs. Wyoming	12/22/21		16	1-4	.250	0-1	.000	0-2	.000	0/1/1	1.4	0	0	2/0	0	1	2	5.2	
vs. Liberty	12/23/21		10	1-3	.333	1-3	.333	0-0	.000	0/0/0	1.3	2	0	0/1	0	0	3	5.0	
vs. USC	01/11/22		19	2-6	.333	2-4	.500	0-0	.000	0/3/3	1.4	2	0	3/0	0	1	6	5.1	
at Washington St.	01/13/22		13	0-3	.000	0-2	.000	0-0	.000	0/2/2	1.5	1	0	0/1	0	0	0	4.7	
at Washington	01/15/22		17	1-3	.333	0-1	.000	0-0	.000	1/2/3	1.6	0	0	0/2	0	0	2	4.5	
vs. Arizona	01/20/22	DNP																	
vs. Arizona St.	01/22/22	DNP																	
at USC	01/27/22	DNP																	
at UCLA	01/29/22	DNP																	
vs. California	02/01/22	DNP																	
vs. Washington St.	02/03/22	DNP																	
vs. Washington	02/06/22	DNP																	
vs. UCLA	02/08/22	DNP																	
at Oregon	02/10/22	DNP																	

### CAREER STATS

YEAR	GP	GS	MIN	AVG	FG	FGA	PCT	3-POINT			FT	FTA	PCT	REBOUNDING					PF	FO	AST	TO	BLK	STL	PTS	AVG
								FG	FGA	PCT				OFF	DEF	TOT	AVG									
2020-21	24	0	358	14.9	29	82	.354	11	42	.262	11	15	.733	5	22	27	1.1	15	0	9	24	0	13	80	3.3	
2021-22	14	0	199	14.2	22	58	.379	16	37	.432	3	6	.500	2	20	22	1.6	14	0	10	11	0	5	63	4.5	
<b>TOTAL</b>	<b>38</b>	<b>0</b>	<b>557</b>	<b>14.7</b>	<b>51</b>	<b>140</b>	<b>.364</b>	<b>27</b>	<b>79</b>	<b>.342</b>	<b>14</b>	<b>21</b>	<b>.667</b>	<b>7</b>	<b>42</b>	<b>49</b>	<b>1.3</b>	<b>29</b>	<b>0</b>	<b>19</b>	<b>35</b>	<b>0</b>	<b>18</b>	<b>143</b>	<b>3.8</b>	



## #21 DANIEL BEGOVICH

5th | Guard | 6-5 | 215

San Francisco, Calif. | St. Ignatius College Prep | Economics

### Three things to know...

- 1: Manager for first two seasons, earned spot on the team starting in 2019-20
- 2: Two brothers at Stanford, including Neal, a redshirt sophomore on the men's basketball team
- 3: Spent the summer as an Analyst with the Tech Media and Telecom Investment Banking Team at Bank of America

**Career Accolades:** Two-time Pac-12 Academic Honor Roll (2020, 2021) ... Two-time NABC Honors Court (2020, 2021).

**Trending:** N/A

### BEGOVICH'S CAREER HIGHS

Points ..... -  
 FG ..... -  
 FGA ..... 1, vs. Arizona 1/20/22  
 3FG ..... -  
 3FGA ..... 1, vs. Arizona 1/20/22  
 FT ..... -  
 FTA ..... -  
 Rebounds ..... 1, three times  
 Assists ..... -  
 Blocks ..... -  
 Steals ..... -  
 Minutes ..... 3, vs. North Carolina A&T 12/6/20

### BEGOVICH'S SEASON HIGHS

Points ..... -  
 FG ..... -  
 FGA ..... 1, vs. Arizona 1/20/22  
 3FG ..... -  
 3FGA ..... 1, vs. Arizona 1/20/22  
 FT ..... -  
 FTA ..... -  
 Rebounds ..... 1, vs. Valparaiso 11/17/21  
 Assists ..... -  
 Blocks ..... -  
 Steals ..... -  
 Minutes ..... 2, twice

### 2021-22 GAME-BY-GAME

Opponent	Date	GS	Min	FG-FGA	Pct	3FG-FGA	Pct	FT-FTA	Pct	O/D/T	Avg	PF	FO	A/T	B	S	P	Avg	
Tarleton State	11/09/21	DNP																	
at Santa Clara	11/12/21	DNP																	
San Jose State	11/15/21	DNP																	
Valparaiso	11/17/21		2	0-0	.000	0-0	.000	0-0	.000	0/1/1	1.0	0	0	0/0	0	0	0	0.0	
at Baylor	11/20/21	DNP																	
NC A&T	11/23/21		2	0-0	.000	0-0	.000	0-0	.000	0/0/0	0.5	0	0	0/1	0	0	0	0.0	
at Colorado	11/28/21	DNP																	
Oregon	12/12/21	DNP																	
Dartmouth	12/16/21	DNP																	
vs. Texas	12/19/21	DNP																	
vs. Wyoming	12/22/21	DNP																	
vs. Liberty	12/23/21	DNP																	
vs. USC	01/11/22	DNP																	
at Washington St.	01/13/22	DNP																	
at Washington	01/15/22	DNP																	
vs. Arizona	01/20/22		1	0-1	.000	0-1	.000	0-0	.000	0/0/0	0.3	0	0	0/0	0	0	0	0.0	
vs. Arizona St.	01/22/22	DNP																	
at USC	01/27/22	DNP																	
at UCLA	01/29/22	DNP																	
vs. California	02/01/22	DNP																	
vs. Washington St.	02/03/22	DNP																	
vs. Washington	02/06/22		1	0-0	.000	0-0	.000	0-0	.000	0/0/0	0.3	0	0	0/0	0	0	0	0.0	
vs. UCLA	02/08/22	DNP																	
at Oregon	02/10/22	DNP																	

### CAREER STATS

YEAR	GP	GS	MIN	AVG	FG	FGA	PCT	3-POINT			FT	FTA	PCT	REBOUNDING							PTS	AVG			
								FG	FGA	PCT				OFF	DEF	TOT	AVG	PF	FO	AST			TO	BLK	STL
2019-20	4	0	5	1.3	0	0	.000	0	0	.000	0	0	.000	1	0	1	0.3	1	0	0	1	0	0	0	0.0
2020-21	5	1	7	1.4	0	0	.000	0	0	.000	0	0	.000	0	1	1	0.2	0	0	0	1	0	0	0	0.0
2021-22	4	0	6	1.5	0	1	.000	0	1	.000	0	0	.000	0	1	1	0.3	0	0	0	1	0	0	0	0.0
<b>TOTAL</b>	<b>13</b>	<b>1</b>	<b>18</b>	<b>1.4</b>	<b>0</b>	<b>1</b>	<b>.000</b>	<b>0</b>	<b>1</b>	<b>.000</b>	<b>0</b>	<b>0</b>	<b>.000</b>	<b>1</b>	<b>2</b>	<b>3</b>	<b>0.2</b>	<b>1</b>	<b>0</b>	<b>0</b>	<b>3</b>	<b>0</b>	<b>0</b>	<b>0</b>	<b>0.0</b>



## #22 JAMES KEEFE

Junior | Forward | 6-9 | 235

Los Angeles, Calif. | Loyola | Economics

### Three things to know...

1: Physical rim-running forward, tireless worker. Can defend both post positions.

2: Son of Adam Keefe, a nine-year NBA veteran and Stanford's all-time leading rebounder (1,119) and third-leading scorer (2,319), and Kristin Klein Keefe, an Olympian and four-time All-American on the Stanford volleyball team. Sisters Caitlin and Michaela, class of 2020, played for Stanford's volleyball team, and won three national titles.

3: Spent the summer as an Equity Analyst Intern for Nuveen NWQ Investment Management

**Career Accolades:** 2021 Pac-12 Academic Honor Roll.

**Trending:** Scored a career-high 17 points in a win over Washington (Feb. 6) ... Career-high 11 rebounds Feb. 1 against Cal, back-to-back games with double digit rebounds Feb. 1-3... Started last 17 games, first starts of his career. Stanford is 10-7 in games Keefe starts ... Scored 10 points with a career-best 6-for-7 mark at the free throw line vs. Arizona State (Jan. 22) ... Card is 8-2 when Keefe grabs multiple offensive rebounds ... Averaging 7.5 points and 6.5 rebounds over the last eight games.

### KEEFE'S CAREER HIGHS

Points.....17, vs. Washington 2/6/22  
 FG.....7, vs. Washington 2/6/22  
 FGA.....9, vs. Washington 2/6/22  
 3FG.....-  
 3FGA.....-  
 FT.....6, vs. Arizona State 1/22/22  
 FTA.....7, three times  
 Rebounds.....11, vs. California 2/1/22  
 Assists.....4, vs. Dartmouth 12/16/21  
 Blocks.....3, vs. USC 1/11/22  
 Steals.....2, twice  
 Minutes.....32, vs. Dartmouth 12/16/21

### KEEFE'S SEASON HIGHS

Points.....17, vs. Washington 2/6/22  
 FG.....7, vs. Washington 2/6/22  
 FGA.....9, vs. Washington 2/6/22  
 3FG.....-  
 3FGA.....-  
 FT.....6, vs. Arizona State 1/22/22  
 FTA.....7, twice  
 Rebounds.....11, vs. California 2/1/22  
 Assists.....4, vs. Dartmouth 12/16/21  
 Blocks.....3, vs. USC 1/11/22  
 Steals.....2, twice  
 Minutes.....32, vs. Dartmouth 12/16/21

**Diamond Head Classic:** 1.0 pts, 2.5 reb, 0.0 ast

### 2021-22 GAME-BY-GAME

Opponent	Date	GS	Min	FG-FGA	Pct	3FG-FGA	Pct	FT-FTA	Pct	O/D/T	Avg	PF	FO	A/T	B	S	P	Avg
Tarleton State	11/09/21		4	0-0	.000	0-0	.000	0-0	.000	0/1/1	1.0	0	0	0/0	0	0	0	0.0
at Santa Clara	11/12/21		4	0-0	.000	0-0	.000	0-0	.000	1/0/1	1.0	0	0	0/0	0	0	0	0.0
San Jose State	11/15/21	DNP																
Valparaiso	11/17/21		8	2-4	.500	0-0	.000	0-0	.000	1/2/3	1.7	0	0	0/0	0	0	4	1.3
at Baylor	11/20/21	DNP																
NC A&T	11/23/21		20	4-4	1.000	0-0	.000	0-3	.000	2/4/6	2.8	2	0	1/1	0	0	8	3.0
at Colorado	11/28/21		10	0-0	.000	0-0	.000	2-2	1.000	0/1/1	2.4	0	0	0/0	0	0	2	2.8
Oregon	12/12/21	*	25	0-1	.000	0-0	.000	3-7	.429	3/5/8	3.3	2	0	0/2	1	1	3	2.8
Dartmouth	12/16/21	*	32	5-8	.625	0-0	.000	2-5	.400	6/3/9	4.1	2	0	4/0	1	0	12	4.1
vs. Texas	12/19/21	*	12	0-0	.000	0-0	.000	0-0	.000	0/2/2	3.9	2	0	0/3	0	0	0	3.6
vs. Wyoming	12/22/21	*	24	1-3	.333	0-0	.000	0-2	.000	2/1/3	3.8	5	1	0/0	0	0	2	3.4
vs. Liberty	12/23/21	*	20	0-1	.000	0-0	.000	0-0	.000	1/1/2	3.6	4	0	0/0	1	0	0	3.1
vs. USC	01/11/22	*	26	3-5	.600	0-0	.000	2-3	.667	0/3/3	3.5	1	0	0/1	3	1	8	3.5
at Washington St.	01/13/22	*	25	4-4	1.000	0-0	.000	0-1	.000	1/5/6	3.8	3	0	1/1	0	1	8	3.9
at Washington	01/15/22	*	16	3-5	.600	0-0	.000	1-2	.500	2/1/3	3.7	0	0	0/3	0	1	7	4.2
vs. Arizona	01/20/22	*	11	0-0	.000	0-0	.000	1-2	.500	2/0/2	3.6	2	0	1/3	0	2	1	3.9
vs. Arizona St.	01/22/22	*	25	2-2	1.000	0-0	.000	6-7	.857	2/3/5	3.7	2	0	1/1	0	0	10	4.3
at USC	01/27/22	*	25	2-2	1.000	0-0	.000	0-0	.000	4/2/6	3.8	1	0	1/0	0	1	4	4.3
at UCLA	01/29/22	*	23	2-3	.667	0-0	.000	3-4	.750	1/4/5	3.9	1	0	0/1	0	0	7	4.5
vs. California	02/01/22	*	28	3-4	.750	0-0	.000	2-2	1.000	1/10/11	4.3	1	0	0/1	0	0	8	4.7
vs. Washington St.	02/03/22	*	23	3-6	.500	0-0	.000	0-1	.000	7/3/10	4.6	1	0	3/0	0	0	6	4.7
vs. Washington	02/06/22	*	25	7-9	.778	0-0	.000	3-4	.750	5/0/5	4.6	1	0	1/1	0	2	17	5.4
vs. UCLA	02/08/22	*	26	1-3	.333	0-0	.000	0-0	.000	1/3/4	4.6	2	0	1/1	0	0	2	5.2
at Oregon	02/10/22	*	25	3-4	.750	0-0	.000	0-0	.000	1/5/6	4.6	2	0	0/0	0	0	6	5.2

### CAREER STATS

YEAR	GP	GS	MIN	AVG	FG	FGA	PCT	3-POINT			FT	FTA	PCT	REBOUNDING							PTS	AVG			
								FG	FGA	PCT				OFF	DEF	TOT	AVG	PF	FO	AST			TO	BLK	STL
2019-20	30	0	272	9.1	27	51	.529	0	0	.000	12	32	.375	16	44	60	2.0	42	0	4	11	7	5	66	2.2
2020-21	24	0	182	7.6	9	26	.346	0	0	.000	12	20	.600	14	28	42	1.8	18	0	6	7	3	4	30	1.3
2021-22	22	17	437	19.9	45	68	.662	0	0	.000	25	45	.556	43	59	102	4.6	34	1	14	19	6	9	115	5.2
<b>TOTAL</b>	<b>76</b>	<b>17</b>	<b>891</b>	<b>11.7</b>	<b>81</b>	<b>145</b>	<b>.559</b>	<b>0</b>	<b>0</b>	<b>.000</b>	<b>49</b>	<b>97</b>	<b>.505</b>	<b>73</b>	<b>131</b>	<b>204</b>	<b>2.7</b>	<b>94</b>	<b>1</b>	<b>24</b>	<b>37</b>	<b>16</b>	<b>18</b>	<b>211</b>	<b>2.8</b>



## #23 BRANDON ANGEL

Sophomore | Forward | 6-8 | 230

San Diego, Calif. | Torrey Pines | Undeclared

### Three things to know...

- 1: 247Sports four-star recruit (#123). Top-25 rated forward nationally
- 2: Elite shooter who can line up at either forward position. Chose Stanford over California and Wisconsin
- 3: All-CIF first team selection as a senior at Torrey Pines

**Career Accolades:** N/A

**Trending:** Career-high 18 points on 7-for-7 shooting Dec. 16 against Dartmouth ... Multiple field goals in 15 of last 20 games ... Seven games of 13 or more points this season ... First-career double-double Feb. 10 at Oregon with 10 points and 10 rebounds.

**Diamond Head Classic:** 12.0 pts, 6.0 reb, 0.5 ast. 13th in tournament in scoring, eighth in rebounds, fourth in defensive rebounds, sixth in free throw percentage.

### ANGEL'S CAREER HIGHS

Points ..... 18, vs. Dartmouth 12/16/21  
 FG ..... 7, vs. Dartmouth 12/16/21  
 FGA ..... 11, at Washington State 1/13/22  
 3FG ..... 3, three times  
 3FGA ..... 6, vs. Arizona State 1/22/22  
 FT ..... 7, vs. Arizona State 1/22/22  
 FTA ..... 7, vs. Arizona State 1/22/22  
 Rebounds ..... 10, at Oregon 2/10/22  
 Assists ..... 3, vs. Washington 2/6/22  
 Blocks ..... 1, four times  
 Steals ..... 3, at Washington State 1/13/22  
 Minutes ..... 29, at Colorado 11/28/21

### ANGEL'S SEASON HIGHS

Points ..... 18, vs. Dartmouth 12/16/21  
 FG ..... 7, vs. Dartmouth 12/16/21  
 FGA ..... 11, at Washington State 1/13/22  
 3FG ..... 3, twice  
 3FGA ..... 6, vs. Arizona State 1/22/22  
 FT ..... 7, vs. Arizona State 1/22/22  
 FTA ..... 7, vs. Arizona State 1/22/22  
 Rebounds ..... 10, at Oregon 2/10/22  
 Assists ..... 3, vs. Washington 2/6/22  
 Blocks ..... 1, three times  
 Steals ..... 3, at Washington State 1/13/22  
 Minutes ..... 29, at Colorado 11/28/21

### 2021-22 GAME-BY-GAME

Opponent	Date	GS	Min	FG-FGA	Pct	3FG-FGA	Pct	FT-FTA	Pct	O/D/T	Avg	PF	FO	A/T	B	S	P	Avg
Tarleton State	11/09/21	14	0-1	.000	0-1	.000	0-2	.000	1/0/1	1.0	0	0	0/0	0	0	0	0	0.0
at Santa Clara	11/12/21	12	0-2	.000	0-1	.000	0-0	.000	1/1/2	1.5	2	0	1/0	0	0	0	0	0.0
San Jose State	11/15/21	8	1-2	.500	0-0	.000	1-1	1.000	1/2/3	2.0	2	0	0/2	0	0	3	1.0	
Valparaiso	11/17/21	19	4-5	.800	3-4	.750	2-2	1.000	0/1/1	1.8	1	0	1/1	0	0	13	4.0	
at Baylor	11/20/21	19	2-3	.667	1-2	.500	0-0	.000	1/1/2	1.8	4	0	1/0	1	0	5	4.2	
NC A&T	11/23/21	12	2-6	.333	0-2	.000	1-3	.333	0/3/3	2.0	1	0	0/0	0	0	5	4.3	
at Colorado	11/28/21	29	3-7	.429	1-4	.250	6-6	1.000	2/2/4	2.3	1	0	1/3	0	2	13	5.6	
Oregon	12/12/21	7	0-2	.000	0-2	.000	0-0	.000	0/0/0	2.0	2	0	0/1	0	0	0	4.9	
Dartmouth	12/16/21	25	7-7	1.000	1-1	1.000	3-5	.600	1/3/4	2.2	1	0	0/0	0	0	18	6.3	
vs. Texas	12/19/21	17	3-6	.500	1-2	.500	0-0	.000	1/1/2	2.2	3	0	1/2	0	0	7	6.4	
vs. Wyoming	12/22/21	27	2-7	.286	1-2	.500	2-2	1.000	0/6/6	2.5	1	0	0/0	0	0	7	6.5	
vs. Liberty	12/23/21	25	6-8	.750	2-3	.667	3-4	.750	0/6/6	2.8	4	0	1/1	1	0	17	7.3	
vs. USC	01/11/22	15	3-6	.500	2-4	.500	0-0	.000	0/2/2	2.8	4	0	0/2	0	1	8	7.4	
at Washington St.	01/13/22	22	6-11	.545	2-4	.500	2-2	1.000	0/3/3	2.8	2	0	0/0	0	3	16	8.0	
at Washington	01/15/22	25	5-8	.625	2-4	.500	1-3	.333	0/1/1	2.7	0	0	2/1	0	0	13	8.3	
vs. Arizona	01/20/22	24	2-10	.200	0-4	.000	0-0	.000	1/1/2	2.6	3	0	0/1	0	0	4	8.1	
vs. Arizona St.	01/22/22	28	3-9	.333	3-6	.500	7-7	1.000	2/4/6	2.8	2	0	0/1	0	1	16	8.5	
at USC	01/27/22	26	3-7	.429	0-4	.000	2-2	1.000	0/0/0	2.7	1	0	2/1	0	0	8	8.5	
at UCLA	01/29/22	21	1-4	.250	0-2	.000	4-4	1.000	1/5/6	2.8	2	0	0/2	0	1	6	8.4	
vs. California	02/01/22	16	1-4	.250	1-2	.500	1-2	.500	0/0/0	2.7	1	0	0/0	0	1	4	8.2	
vs. Washington St.	02/03/22	15	1-5	.200	0-4	.000	0-0	.000	0/0/0	2.6	1	0	0/0	0	0	2	7.9	
vs. Washington	02/06/22	19	4-4	1.000	0-0	.000	1-2	.500	1/3/4	2.6	3	0	3/1	1	0	9	7.9	
vs. UCLA	02/08/22	20	1-6	.167	0-3	.000	0-0	.000	0/2/2	2.6	0	0	0/0	0	0	2	7.7	
at Oregon	02/10/22	26	4-8	.500	0-1	.000	2-2	1.000	3/7/10	2.9	1	0	1/3	0	1	10	7.8	

### CAREER STATS

YEAR	GP	GS	MIN	AVG	FG	FGA	PCT	3-POINT			FT	FTA	PCT	REBOUNDING					PF	FO	AST	TO	BLK	STL	PTS	AVG
								FG	FGA	PCT				OFF	DEF	TOT	AVG									
2020-21	17	0	154	9.1	11	36	.306	5	20	.250	4	4	1.000	2	18	20	1.2	19	0	4	10	1	4	31	1.8	
2021-22	24	0	471	19.6	64	138	.464	20	62	.323	38	49	.776	16	54	70	2.9	42	0	14	22	3	10	186	7.8	
<b>TOTAL</b>	<b>41</b>	<b>0</b>	<b>625</b>	<b>15.2</b>	<b>75</b>	<b>174</b>	<b>.431</b>	<b>25</b>	<b>82</b>	<b>.305</b>	<b>42</b>	<b>53</b>	<b>.792</b>	<b>18</b>	<b>72</b>	<b>90</b>	<b>2.2</b>	<b>61</b>	<b>0</b>	<b>18</b>	<b>32</b>	<b>4</b>	<b>14</b>	<b>217</b>	<b>5.3</b>	



## #24 SAM BESKIND

Redshirt Junior | Guard | 6-4 | 190

Tuscon, Ariz. | Catalina Foothills | Masters: Management Science & Engineering

### Three things to know...

1: Walk-on, but earned scholarship for 2019-20 season on team's foreign trip to Italy. Hard-nosed guard, good defender.

2: Led Stanford's efforts on #AllVoteNoPlay, on the NCAA's mandatory off-day on Election Day

3: Spent the summer as an Intern on the Global Consumer Planning Team at Nike

**Career Accolades:** Two-time Pac-12 Winter Academic Honor Roll (2020, 2021) ... 2021 NABC Honors Court.

**Trending:** Earned first-career start against San Jose State (Nov. 15), and played a career-high 23 minutes ... Already has a career-high for minutes played in a season ... Career-best four rebounds Dec. 16 vs. Dartmouth ... Spotlighted in 'My Stanford Story' feature on GoStanford.com in December.

### BESKIND'S CAREER HIGHS

Points .....3, vs. Long Beach St. 11/12/19  
 FG ..... 1, three times  
 FGA ..... 4, vs. San Jose State 11/15/21  
 3FG .....1, vs. Long Beach St. 11/12/19  
 3FGA .....1, eight times  
 FT .....2, vs. Valparaiso 11/17/21  
 FTA ..... 2, twice  
 Rebounds ..... 4, vs. Dartmouth 12/16/21  
 Assists ..... 2, at UCLA 1/29/22  
 Blocks ..... 1, vs. William & Mary 11/21/19  
 Steals .....2, vs. Valparaiso 11/17/21  
 Minutes .....23, vs. San Jose State 11/15/21

### BESKIND'S SEASON HIGHS

Points ..... 2, three times  
 FG ..... 1, twice  
 FGA ..... 4, vs. San Jose State 11/15/21  
 3FG ..... -  
 3FGA .....1, six times  
 FT .....2, vs. Valparaiso 11/17/21  
 FTA .....2, vs. Valparaiso 11/17/21  
 Rebounds ..... 4, vs. Dartmouth 12/16/21  
 Assists ..... 2, at UCLA 1/29/22  
 Blocks ..... -  
 Steals .....2, vs. Valparaiso 11/17/21  
 Minutes .....23, vs. San Jose State 11/15/21

**Diamond Head Classic:** 0.0 pts, 0.0 reb, 0.0 ast

### 2021-22 GAME-BY-GAME

Opponent	Date	GS	Min	FG-FGA	Pct	3FG-FGA	Pct	FT-FTA	Pct	O/D/T	Avg	PF	FO	A/T	B	S	P	Avg
Tarleton State	11/09/21		8	0-1	.000	0-1	.000	0-0	.000	0/1/1	1.0	0	0	1/0	0	0	0	0.0
at Santa Clara	11/12/21		5	0-1	.000	0-0	.000	0-0	.000	0/0/0	0.5	1	0	0/0	0	1	0	0.0
San Jose State	11/15/21	*	23	1-4	.250	0-1	.000	0-0	.000	2/1/3	1.3	1	0	0/0	0	0	2	0.7
Valparaiso	11/17/21	*	12	0-1	.000	0-0	.000	2-2	1.000	0/0/0	1.0	0	0	0/1	0	2	2	1.0
at Baylor	11/20/21	*	8	0-1	.000	0-0	.000	0-0	.000	0/0/0	0.8	1	0	0/1	0	0	0	0.8
NC A&T	11/23/21		1	0-0	.000	0-0	.000	0-0	.000	0/0/0	0.7	0	0	0/0	0	0	0	0.7
at Colorado Oregon	11/28/21 12/12/21	DNP	4	0-0	.000	0-0	.000	0-0	.000	0/1/1	0.7	1	0	1/1	0	0	0	0.6
Dartmouth	12/16/21		15	0-1	.000	0-1	.000	0-0	.000	1/3/4	1.1	2	0	0/1	0	1	0	0.5
vs. Texas	12/19/21		1	0-0	.000	0-0	.000	0-0	.000	0/0/0	1.0	0	0	0/0	0	0	0	0.4
vs. Wyoming	12/22/21		3	0-0	.000	0-0	.000	0-0	.000	0/0/0	0.9	1	0	0/0	0	0	0	0.4
vs. Liberty	12/23/21		2	0-0	.000	0-0	.000	0-0	.000	0/0/0	0.8	1	0	0/1	0	0	0	0.4
vs. USC	01/11/22		0	0-0	.000	0-0	.000	0-0	.000	0/0/0	0.8	1	0	0/0	0	0	0	0.3
at Washington St.	01/13/22	DNP																
at Washington	01/15/22		2	0-0	.000	0-0	.000	0-0	.000	0/1/1	0.8	1	0	0/0	0	0	0	0.3
vs. Arizona	01/20/22		4	1-2	.500	0-1	.000	0-0	.000	0/2/2	0.9	1	0	1/0	0	0	2	0.4
vs. Arizona St.	01/22/22		1	0-0	.000	0-0	.000	0-0	.000	0/0/0	0.8	0	0	0/0	0	0	0	0.4
at USC	01/27/22	DNP																
at UCLA	01/29/22		15	0-1	.000	0-1	.000	0-0	.000	0/1/1	0.8	2	0	2/1	0	0	0	0.4
vs. California	02/01/22		8	0-1	.000	0-0	.000	0-0	.000	0/1/1	0.8	0	0	0/0	0	0	0	0.4
vs. Washington St.	02/03/22		10	0-1	.000	0-1	.000	0-0	.000	0/0/0	0.8	2	0	1/1	0	0	0	0.3
vs. Washington	02/06/22		5	0-0	.000	0-0	.000	0-0	.000	0/0/0	0.7	1	0	1/1	0	0	0	0.3
vs. UCLA	02/08/22		4	0-0	.000	0-0	.000	0-0	.000	0/0/0	0.7	0	0	0/0	0	0	0	0.3
at Oregon	02/10/22		0	0-0	.000	0-0	.000	0-0	.000	0/0/0	0.7	0	0	0/0	0	0	0	0.3

### CAREER STATS

YEAR	GP	GS	MIN	AVG	FG	FGA	PCT	3-POINT			FT	FTA	PCT	REBOUNDING								PTS	AVG			
								FG	FGA	PCT				OFF	DEF	TOT	AVG	PF	FO	AST	TO			BLK	STL	
2018-19	1	0	1	1.0	0	0	.000	0	0	.000	0	0	.000	0	0	0	0.0	0	0	0	0	0	0	0	0	0.0
2019-20	14	0	30	2.1	1	3	.333	1	3	.333	0	0	.000	0	3	3	0.2	4	0	1	1	1	0	3	0.2	
2020-21	11	0	18	1.6	1	2	.500	0	0	.000	1	3	.333	0	1	1	0.1	1	0	0	2	0	0	3	0.3	
2021-22	21	3	131	6.6	2	14	.143	0	6	.000	2	2	1.000	3	11	14	0.7	16	0	7	8	0	4	6	0.3	
<b>TOTAL</b>	<b>47</b>	<b>3</b>	<b>180</b>	<b>3.9</b>	<b>4</b>	<b>19</b>	<b>.211</b>	<b>1</b>	<b>9</b>	<b>.111</b>	<b>3</b>	<b>5</b>	<b>.600</b>	<b>3</b>	<b>15</b>	<b>18</b>	<b>0.4</b>	<b>21</b>	<b>0</b>	<b>8</b>	<b>11</b>	<b>1</b>	<b>4</b>	<b>12</b>	<b>0.3</b>	



## #32 LUKAS KISUNAS

Senior | Forward | 6-10 | 265

Vilnius, Lithuania | Brewster Academy (N.H.) | Psychology

### Three things to know...

1: Hard-nosed forward/center, terrific rebounder and screen setter

2: Competed at 2017 FIBA U18 European Championships in Slovakia, helping Lithuania to a third-place finish

3: Chose Stanford over Arizona and UConn

**Career Accolades:** Two-time Pac-12 Academic Honor Roll (2020, 2021) ... NABC Honors Court (2021)

**Trending:** Tied his career high in the season opener against Tarleton with 12 points ... First-career double-double Jan. 15 at Washington with 10 points and 12 rebounds.

**Diamond Head Classic:** 1.0 pts, 2.0 reb, 0.0 ast

### KISUNAS' CAREER HIGHS

Points..... 12, three times  
 FG..... 5, three times  
 FGA.....8, vs. Oregon State 2/27/21  
 3FG.....-  
 3FGA.....-  
 FT.....6, vs. Tarleton State 11/9/21  
 FTA.....8, vs. Tarleton State 11/9/21  
 Rebounds.....12, at Washington 1/15/22  
 Assists.....3, vs. Washington St. 1/11/20  
 Blocks.....2, four times  
 Steals.....3, vs. UNC Wilmington 12/1/19  
 Minutes.....33, vs. UCLA 1/23/21

### KISUNAS' SEASON HIGHS

Points..... 12, vs. Tarleton State 11/9/21  
 FG..... 5, at Colorado 11/28/21  
 FGA..... 5, twice  
 3FG.....-  
 3FGA.....-  
 FT.....6, vs. Tarleton State 11/9/21  
 FTA.....8, vs. Tarleton State 11/9/21  
 Rebounds.....12, at Washington 1/15/22  
 Assists.....1, seven times  
 Blocks.....2, vs. Washington 2/6/22  
 Steals.....1, at Baylor 11/20/21  
 Minutes.....22, vs. Tarleton State 11/9/21

### 2021-22 GAME-BY-GAME

Opponent	Date	GS	Min	FG-FGA	Pct	3FG-FGA	Pct	FT-FTA	Pct	O/D/T	Avg	PF	FO	A/T	B	S	P	Avg
Tarleton State	11/09/21	*	22	3-3	1.000	0-0	.000	6-8	.750	1/4/5	5.0	4	0	0/3	0	0	12	12.0
at Santa Clara	11/12/21	*	12	1-3	.333	0-0	.000	0-0	.000	1/1/2	3.5	0	0	0/2	0	0	2	7.0
San Jose State	11/15/21		12	2-3	.667	0-0	.000	2-4	.500	1/3/4	3.7	3	0	0/0	1	0	6	6.7
Valparaiso	11/17/21		11	1-2	.500	0-0	.000	0-2	.000	2/1/3	3.5	3	0	0/2	0	0	2	5.5
at Baylor	11/20/21		11	0-2	.000	0-0	.000	1/0/1	.000	1/0/1	3.0	2	0	1/1	0	1	0	4.4
NC A&T	11/23/21		8	1-1	1.000	0-0	.000	0-0	.000	0/3/3	3.0	1	0	1/0	1	0	2	4.0
at Colorado	11/28/21		18	5-5	1.000	0-0	.000	1-1	1.000	3/6/9	3.9	1	0	0/1	0	0	11	5.0
Oregon	12/12/21		4	0-0	.000	0-0	.000	0-0	.000	1/0/1	3.5	1	0	1/1	0	0	0	4.4
Dartmouth	12/16/21		7	1-3	.333	0-0	.000	0-0	.000	1/2/3	3.4	1	0	0/0	0	0	2	4.1
vs. Texas	12/19/21		5	0-0	.000	0-0	.000	0-0	.000	0/0/0	3.1	2	0	0/0	0	0	0	3.7
vs. Wyoming	12/22/21		11	1-1	1.000	0-0	.000	0-0	.000	0/2/2	3.0	0	0	0/1	0	0	2	3.5
vs. Liberty	12/23/21		7	0-0	.000	0-0	.000	0-0	.000	0/2/2	2.9	1	0	0/0	0	0	0	3.3
vs. USC	01/11/22		11	0-0	.000	0-0	.000	0-0	.000	0/2/2	2.8	2	0	1/0	0	0	0	3.0
at Washington St.	01/13/22		11	1-1	1.000	0-0	.000	0-0	.000	0/4/4	2.9	3	0	1/2	1	0	2	2.9
at Washington	01/15/22		21	3-4	.750	0-0	.000	4-4	1.000	3/9/12	3.5	2	0	1/0	1	0	10	3.4
vs. Arizona	01/20/22		5	0-0	.000	0-0	.000	0-0	.000	0/2/2	3.4	2	0	0/1	0	0	0	3.2
vs. Arizona St.	01/22/22		7	0-0	.000	0-0	.000	0-1	.000	0/0/0	3.2	1	0	0/2	0	0	0	3.0
at USC	01/27/22		3	0-0	.000	0-0	.000	0-0	.000	0/0/0	3.1	2	0	0/0	0	0	0	2.8
at UCLA	01/29/22		7	0-1	.000	0-0	.000	0-2	.000	1/1/2	3.0	0	0	0/2	0	0	0	2.7
vs. California	02/01/22		6	0-0	.000	0-0	.000	0-0	.000	0/0/0	2.9	1	0	0/0	0	0	0	2.6
vs. Washington St.	02/03/22		1	0-0	.000	0-0	.000	0-0	.000	0/0/0	2.7	1	0	0/0	0	0	0	2.4
vs. Washington	02/06/22		13	2-5	.400	0-0	.000	1-2	.500	3/0/3	2.7	1	0	1/1	2	0	5	2.5
vs. UCLA	02/08/22		10	1-1	1.000	0-0	.000	0-0	.000	2/1/3	2.7	1	0	0/0	0	0	2	2.5
at Oregon	02/10/22		1	1-1	1.000	0-0	.000	0-0	.000	1/0/1	2.7	2	0	0/1	0	0	2	2.5

YEAR	GP	GS	MIN	AVG	FG	FGA	PCT	3-POINT			FT	FTA	PCT	REBOUNDING							PTS	AVG			
								FG	FGA	PCT				OFF	DEF	TOT	AVG	PF	FO	AST			TO	BLK	STL
2018-19	28	0	172	6.1	17	33	.515	0	0	.000	11	18	.611	16	33	49	1.8	30	0	4	10	7	1	45	1.6
2019-20	32	5	354	11.1	34	63	.540	0	0	.000	10	24	.417	38	53	91	2.8	50	1	19	39	9	7	78	2.4
2020-21	26	14	410	15.8	34	62	.548	0	0	.000	17	37	.459	27	61	88	3.4	49	0	13	24	10	6	85	3.3
2021-22	24	2	224	9.3	23	36	.639	0	0	.000	14	24	.583	21	43	64	2.7	37	0	7	20	6	1	60	2.5
<b>TOTAL</b>	<b>110</b>	<b>21</b>	<b>1160</b>	<b>10.5</b>	<b>108</b>	<b>194</b>	<b>.557</b>	<b>0</b>	<b>0</b>	<b>.000</b>	<b>52</b>	<b>103</b>	<b>.505</b>	<b>102</b>	<b>190</b>	<b>292</b>	<b>2.7</b>	<b>166</b>	<b>1</b>	<b>43</b>	<b>93</b>	<b>32</b>	<b>15</b>	<b>268</b>	<b>2.4</b>



## #42 MAXIME RAYNAUD

Freshman | Forward | 7-1 | 240

Paris, France | Lycee Henri IV | Undeclared

### Three things to know...

1: Played for Espoirs Nanterre before Stanford, where he averaged 12.8 points and 8.7 rebounds per game. Can stretch his game to the 3-point line. Teammate of projected 2023 NBA top pick Victor Wembanyama.

2: Part of French national team system. Won a silver medal at the FIBA U16 European Championships in 2019 in Italy.

3: Attended the prestigious Lycee Henri IV in Paris, interested in astrophysics

**Career Accolades:** N/A

**Trending:** First-career double-double in second-career game, with 16 points and 10 rebounds against Santa Clara (Nov. 12) ... Fourth among all Pac-12 freshmen with 3.5 rebounds per game, sixth at 4.1 points per game, seventh at 0.7 assists per game ... 11 points last time out at Oregon (Feb. 10).

### RAYNAUD'S CAREER HIGHS

Points.....16, at Santa Clara 11/12/21  
 FG.....7, at Santa Clara 11/12/21  
 FGA.....9, at Santa Clara 11/12/21  
 3FG..... 1, seven times  
 3FGA..... 2, four times  
 FT..... 2, twice  
 FTA..... 4, vs. San Jose State 11/15/21  
 Rebounds.....10, at Santa Clara 11/12/21  
 Assists.....4, at Santa Clara 11/12/21  
 Blocks..... 2, vs. Texas 12/19/21  
 Steals.....2, vs. Valparaiso 11/17/21  
 Minutes..... 24, vs. Texas 12/19/21

### RAYNAUD'S SEASON HIGHS

Points.....16, at Santa Clara 11/12/21  
 FG.....7, at Santa Clara 11/12/21  
 FGA.....9, at Santa Clara 11/12/21  
 3FG..... 1, seven times  
 3FGA..... 2, four times  
 FT..... 2, twice  
 FTA..... 4, vs. San Jose State 11/15/21  
 Rebounds.....10, at Santa Clara 11/12/21  
 Assists.....4, at Santa Clara 11/12/21  
 Blocks..... 2, vs. Texas 12/19/21  
 Steals.....2, vs. Valparaiso 11/17/21  
 Minutes..... 24, vs. Texas 12/19/21

**Diamond Head Classic:** 1.5 pts, 2.0 reb, 0.5 ast

### 2021-22 GAME-BY-GAME

Opponent	Date	GS	Min	FG-FGA	Pct	3FG-FGA	Pct	FT-FTA	Pct	O/D/T	Avg	PF	FO	A/T	B	S	P	Avg
Tarleton State	11/09/21		11	1-2	.500	0-0	.000	0-0	.000	1/5/6	6.0	0	0	0/1	0	0	2	2.0
at Santa Clara	11/12/21		22	7-9	.778	1-2	.500	1-1	1.000	5/5/10	8.0	5	1	4/2	1	0	16	9.0
San Jose State	11/15/21	*	23	5-7	.714	0-1	.000	1-4	.250	2/4/6	7.3	1	0	0/2	1	0	11	9.7
Valparaiso	11/17/21	*	21	3-6	.500	1-1	1.000	2-2	1.000	0/3/3	6.3	0	0	1/2	0	2	9	9.5
at Baylor	11/20/21	*	20	1-5	.200	0-2	.000	1-2	.500	1/1/2	5.4	0	0	2/5	0	0	3	8.2
NC A&T	11/23/21	*	12	3-4	.750	1-1	1.000	0-0	.000	3/3/6	5.5	0	0	0/2	0	0	7	8.0
at Colorado	11/28/21	*	12	1-1	1.000	1-1	1.000	0-0	.000	0/5/5	5.4	3	0	0/0	0	0	3	7.3
Oregon	12/12/21		8	1-3	.333	0-0	.000	1-1	1.000	1/0/1	4.9	2	0	0/0	0	0	3	6.8
Dartmouth	12/16/21		6	0-1	.000	0-0	.000	0-0	.000	0/1/1	4.4	0	0	0/1	0	1	0	6.0
vs. Texas	12/19/21		24	2-4	.500	0-0	.000	0-1	.000	1/6/7	4.7	1	0	1/1	2	1	4	5.8
vs. Wyoming	12/22/21		5	1-2	.500	1-2	.500	0-0	.000	1/2/3	4.5	3	0	1/1	1	0	3	5.5
vs. Liberty	12/23/21		4	0-0	.000	0-0	.000	0-0	.000	1/0/1	4.3	0	0	0/1	0	0	0	5.1
vs. USC	01/11/22																	
at Washington St.	01/13/22																	
at Washington	01/15/22																	
vs. Arizona	01/20/22		14	3-8	.375	1-1	1.000	2-2	1.000	4/2/6	4.4	2	0	0/3	1	0	9	5.4
vs. Arizona St.	01/22/22		8	1-2	.500	0-0	.000	1-1	1.000	0/2/2	4.2	2	0	1/1	0	0	3	5.2
at USC	01/27/22		9	0-2	.000	0-1	.000	0-0	.000	0/2/2	4.1	1	0	2/1	0	0	0	4.9
at UCLA	01/29/22		8	1-1	1.000	0-0	.000	0-0	.000	1/3/4	4.1	4	0	0/1	0	0	2	4.7
vs. California	02/01/22		3	0-0	.000	0-0	.000	0-1	.000	0/1/1	3.9	0	0	0/0	0	0	0	4.4
vs. Washington St.	02/03/22		7	0-1	.000	0-0	.000	0-0	.000	1/2/3	3.8	3	0	2/0	0	0	0	4.2
vs. Washington	02/06/22		1	0-0	.000	0-0	.000	0-0	.000	0/0/0	3.6	0	0	0/0	0	0	0	3.9
vs. UCLA	02/08/22		3	0-0	.000	0-0	.000	0-0	.000	0/0/0	3.5	1	0	0/0	0	0	0	3.8
at Oregon	02/10/22		14	5-8	.625	1-2	.500	0-0	.000	2/3/5	3.5	2	0	0/1	0	0	11	4.1

### CAREER STATS

YEAR	GP	GS	MIN	AVG	FG	FGA	PCT	3-POINT			FT	FTA	PCT	REBOUNDING							PTS	AVG			
								FG	FGA	PCT				OFF	DEF	TOT	AVG	PF	FO	AST			TO	BLK	STL
2021-22	21	5	235	11.2	35	66	.530	7	14	.500	9	14	.643	24	50	74	3.5	30	1	14	25	6	4	86	4.1
<b>TOTAL</b>	<b>21</b>	<b>5</b>	<b>235</b>	<b>11.2</b>	<b>35</b>	<b>66</b>	<b>.530</b>	<b>7</b>	<b>14</b>	<b>.500</b>	<b>9</b>	<b>14</b>	<b>.643</b>	<b>24</b>	<b>50</b>	<b>74</b>	<b>3.5</b>	<b>30</b>	<b>1</b>	<b>14</b>	<b>25</b>	<b>6</b>	<b>4</b>	<b>86</b>	<b>4.1</b>



## #55 HARRISON INGRAM

Freshman | Forward | 6-7 | 230

Dallas, Texas | St. Mark's | Undeclared

### Three things to know...

1: Consensus five-star recruit, rated No. 12 nationally by Rivals, No. 16 by 247Sports and No. 20 by ESPN

2: Ninth McDonald's All-American in program history, gives Stanford a participant for the second-straight year for the first time in program history

3: Won a gold medal at the FIBA U19 World Cup with the United States, where head coach Jerod Haase was an assistant coach

**Career Accolades:** Preseason All-Pac-12 honorable mention ... Julius Erving Small Forward of the Year Finalist ... Five-time Pac-12 Freshman of the Week (Nov. 15, Dec. 13, Dec. 20, Dec. 27, Jan. 31).

**Trending:** Stanford is 11-2 when Ingram shoots 40% or better from the field ... Pac-12's leading scorer among freshmen (11.4), only one averaging double figures ... One of three true freshmen in the country to average at least 11.0 points, 6.0 rebounds and 2.5 assists per game (Paolo Banchemo, Duke; Dillon Jones, Weber State) ... One of seven players in the league with at least five double doubles, one of four with at least three in conference play ... Scored with 0.7 seconds left against Dartmouth to send the game to OT, which Stanford won 89-78.

**Diamond Head Classic:** 9.0 pts, 7.0 reb, 1.5 ast. Sixth in tournament in rebounding, third in offensive rebounds.

### INGRAM'S CAREER HIGHS

Points..... 21, vs. USC 1/11/22  
 FG..... 8, vs. San Jose State 11/15/21  
 FGA..... 15, vs. Dartmouth 12/16/21  
 3FG..... 3, three times  
 3FGA..... 7, four times  
 FT..... 6, three times  
 FTA..... 10, vs. Arizona State 1/22/22  
 Rebounds..... 11, vs. San Jose State 11/15/21  
 Assists..... 6, vs. San Jose State 11/15/21  
 Blocks..... 2, vs. UCLA 2/8/22  
 Steals..... 3, vs. Texas 12/19/21  
 Minutes..... 38, twice

### INGRAM'S SEASON HIGHS

Points..... 21, vs. USC 1/11/22  
 FG..... 8, vs. San Jose State 11/15/21  
 FGA..... 15, vs. Dartmouth 12/16/21  
 3FG..... 3, three times  
 3FGA..... 7, four times  
 FT..... 6, three times  
 FTA..... 10, vs. Arizona State 1/22/22  
 Rebounds..... 11, vs. San Jose State 11/15/21  
 Assists..... 6, vs. San Jose State 11/15/21  
 Blocks..... 2, vs. UCLA 2/8/22  
 Steals..... 3, vs. Texas 12/19/21  
 Minutes..... 38, twice

### 2021-22 GAME-BY-GAME

Opponent	Date	GS	Min	FG-FGA	Pct	3FG-FGA	Pct	FT-FTA	Pct	O/D/T	Avg	PF	FO	A/T	B	S	P	Avg
Tarleton State	11/09/21	*	31	7-11	.636	1-2	.500	1-1	1.000	3/4/7	7.0	2	0	1/1	0	0	16	16.0
at Santa Clara	11/12/21	*	29	5-13	.385	3-7	.429	6-7	.857	3/3/6	6.5	1	0	2/2	1	0	19	17.5
San Jose State	11/15/21	*	38	8-13	.615	2-3	.667	1-3	.333	4/7/11	8.0	3	0	6/1	0	1	19	18.0
Valparaiso	11/17/21	*	19	0-3	.000	0-2	.000	4-4	1.000	0/2/2	6.5	1	0	5/0	0	2	4	14.5
at Baylor	11/20/21	*	30	2-7	.286	0-1	.000	0-1	.000	2/7/9	7.0	2	0	2/0	1	0	4	12.4
NC A&T	11/23/21	*	27	4-9	.444	0-1	.000	6-7	.857	5/5/10	7.5	0	0	3/2	1	2	14	12.7
at Colorado	11/28/21	*	33	3-13	.231	2-7	.286	0-0	.000	1/1/2	6.7	2	0	5/3	0	0	8	12.0
Oregon	12/12/21	*	33	5-11	.455	3-7	.429	3-4	.750	2/6/8	6.9	2	0	5/2	0	1	16	12.5
Dartmouth	12/16/21	*	38	6-15	.400	1-4	.250	0-0	.000	0/7/7	6.9	1	0	2/1	0	1	13	12.6
vs. Texas	12/19/21	*	31	5-13	.385	0-4	.000	5-5	1.000	2/5/7	6.9	2	0	3/4	0	3	15	12.8
vs. Wyoming	12/22/21	*	18	1-4	.250	0-2	.000	3-4	.750	4/3/7	6.9	2	0	1/1	0	0	5	12.1
vs. Liberty	12/23/21	*	32	4-8	.500	1-2	.500	4-7	.571	2/5/7	6.9	3	0	2/5	0	1	13	12.2
vs. USC	01/11/22	*	33	6-11	.545	3-5	.600	6-7	.857	5/5/10	7.2	2	0	2/0	0	1	21	12.8
at Washington St.	01/13/22	*	30	1-6	.167	0-3	.000	2-3	.667	0/4/4	6.9	2	0	3/3	0	0	4	12.2
at Washington	01/15/22	*	23	2-6	.333	2-4	.500	1-2	.500	1/6/7	6.9	2	0	2/4	1	1	7	11.9
vs. Arizona	01/20/22	*	27	2-7	.286	1-2	.500	0-1	.000	3/4/7	6.9	2	0	1/0	0	2	5	11.4
vs. Arizona St.	01/22/22	*	34	3-7	.429	2-3	.667	5-10	.500	6/4/10	7.1	1	0	3/4	0	0	13	11.5
at USC	01/27/22	*	36	4-10	.400	2-6	.333	2-2	1.000	1/2/3	6.9	1	0	5/0	0	1	12	11.6
at UCLA	01/29/22	*	29	2-7	.286	1-3	.333	0-0	.000	0/5/5	6.8	1	0	0/4	0	0	5	11.2
vs. California	02/01/22	*	31	4-10	.400	0-4	.000	4-4	1.000	0/4/4	6.7	2	0	1/1	0	2	12	11.3
vs. Washington St.	02/03/22	*	31	2-11	.182	0-7	.000	1-2	.500	2/2/4	6.5	1	0	1/2	0	1	5	11.0
vs. Washington	02/06/22	*	29	7-13	.538	2-5	.400	1-1	1.000	1/9/10	6.7	2	0	2/2	0	0	17	11.2
vs. UCLA	02/08/22	*	35	7-13	.538	1-3	.333	2-6	.333	3/5/8	6.7	1	0	2/4	2	1	17	11.5
at Oregon	02/10/22	*	33	4-10	.400	2-6	.333	0-0	.000	1/3/4	6.6	2	0	4/4	0	0	10	11.4

### CAREER STATS

YEAR	GP	GS	MIN	AVG	FG	FGA	PCT	3-POINT			FT	FTA	PCT	REBOUNDING					PF	FO	AST	TO	BLK	STL	PTS	AVG
								FG	FGA	PCT				OFF	DEF	TOT	AVG									
2021-22	24	23	730	30.4	94	231	.407	29	93	.312	57	81	.704	51	108	159	6.6	40	0	63	50	6	20	274	11.4	
<b>TOTAL</b>	<b>24</b>	<b>23</b>	<b>730</b>	<b>30.4</b>	<b>94</b>	<b>231</b>	<b>.407</b>	<b>29</b>	<b>93</b>	<b>.312</b>	<b>57</b>	<b>81</b>	<b>.704</b>	<b>51</b>	<b>108</b>	<b>159</b>	<b>6.6</b>	<b>40</b>	<b>0</b>	<b>63</b>	<b>50</b>	<b>6</b>	<b>20</b>	<b>274</b>	<b>11.4</b>	



**2021-22 Stanford Men's Basketball  
Team Game-by-Game  
All games**

Opponent	Date	Score		Total		3-Pointers		Free throws		Rebounds											
				FG-FGA	PCT	3FG-3FGA	PCT	FT-FTA	PCT	OFF	DEF	TOT	AVG	PF	A	TO	BLK	STL	PTS	AVG	
Tarleton St.	11/09/2021	62-50	W	20-47	.426	6-21	.286	16-22	.727	11	25	36	36.0	11	12	14	1	3	62	62.0	
at Santa Clara	11/12/2021	72-88	L	28-71	.394	7-25	.280	9-10	.900	17	21	38	37.0	18	13	15	3	7	72	67.0	
San Jose St.	11/15/2021	76-62	W	30-61	.492	4-14	.286	12-25	.480	17	25	42	38.7	20	15	9	2	6	76	70.0	
Valparaiso	11/17/2021	74-60	W	25-54	.463	11-23	.478	13-18	.722	5	27	32	37.0	14	18	14	4	10	74	71.0	
at Baylor	11/20/2021	48-86	L	18-45	.400	4-13	.308	8-16	.500	11	21	32	36.0	18	10	22	3	5	48	66.4	
N.C. A&T	11/23/2021	79-65	W	28-64	.438	8-25	.320	15-25	.600	18	33	51	38.5	14	19	16	4	5	79	68.5	
at Colorado	11/28/2021	76-80	L	26-52	.500	10-24	.417	14-15	.933	7	25	32	37.6	24	16	15	0	2	76	69.6	
Oregon	12/12/2021	72-69	W	25-57	.439	8-24	.333	14-20	.700	14	22	36	37.4	20	13	17	3	8	72	69.9	
Dartmouth	12/16/2021	89-78	W	35-68	.515	6-17	.353	13-25	.520	15	30	45	38.2	16	14	10	2	6	89	72.0	
vs Texas	12/19/2021	53-60	L	20-48	.417	4-16	.250	9-13	.692	10	23	33	37.7	18	13	22	3	7	53	70.1	
vs Wyoming	12/22/2021	66-63	W	24-62	.387	5-22	.227	13-20	.650	14	27	41	38.0	16	11	8	3	3	66	69.7	
vs Liberty	12/23/2021	79-76	W	25-44	.568	12-20	.600	17-27	.630	6	32	38	38.0	25	14	23	3	3	79	70.5	
Southern California	01/11/2022	75-69	W	25-57	.439	10-24	.417	15-21	.714	7	25	32	37.5	24	16	11	3	10	75	70.8	
at Washington St.	01/13/2022	62-57	W	23-49	.469	6-19	.316	10-17	.588	7	27	34	37.3	17	13	19	3	10	62	70.2	
at Washington	01/15/2022	64-67	L	22-49	.449	6-20	.300	14-23	.609	15	32	47	37.9	17	12	21	6	3	64	69.8	
Arizona	01/20/2022	57-85	L	21-70	.300	7-23	.304	8-15	.533	21	21	42	38.2	23	10	17	2	8	57	69.0	
Arizona St.	01/22/2022	79-76	W	19-50	.380	9-19	.474	32-41	.780	14	22	36	38.1	16	12	18	1	9	79	69.6	
at Southern California	01/27/2022	64-61	W	23-54	.426	9-21	.429	9-11	.818	9	20	29	37.6	13	16	9	1	6	64	69.3	
at UCLA	01/29/2022	43-66	L	13-48	.271	3-20	.150	14-20	.700	8	31	39	37.6	21	8	22	0	3	43	67.9	
California	02/01/2022	57-50	W	21-50	.420	3-15	.200	12-17	.706	6	29	35	37.5	15	5	7	2	5	57	67.4	
Washington St.	02/03/2022	60-66	L	23-59	.390	7-31	.226	7-10	.700	16	20	36	37.4	17	13	13	0	4	60	67.0	
Washington	02/06/2022	87-69	W	33-65	.508	11-27	.407	10-16	.625	16	32	48	37.9	15	21	20	8	7	87	67.9	
UCLA	02/08/2022	70-79	L	29-54	.537	7-20	.350	5-10	.500	9	18	27	37.4	10	8	11	2	3	70	68.0	
at Oregon	02/10/2022	60-68	L	25-58	.431	6-25	.240	4-4	1.000	11	26	37	37.4	19	9	17	2	4	60	67.7	
<b>Total</b>		<b>1624</b>		<b>581-1336</b>	<b>.435</b>	<b>169-508</b>	<b>.333</b>	<b>293-441</b>	<b>.664</b>	<b>284</b>	<b>614</b>	<b>898</b>	<b>37.4</b>	<b>421</b>	<b>311</b>	<b>370</b>	<b>61</b>	<b>137</b>	<b>1624</b>	<b>67.7</b>	
Opponents		1650		602-1355	.444	176-551	.319	270-391	.691	182	529	711	29.6	415	279	275	86	174	1650	68.8	

**Stanford Averages**

Games Played	Points/game	FG Pct	3FG Pct	FT Pct	Rebounds/game	Assists/game	Turnovers/game	Assist/Turnover ratio	Steals/game	Blocks/game
24	67.7	43.5	33.3	66.4	37.4	13.0	15.4	0.8	5.7	2.5



**2021-22 Stanford Men's Basketball  
Opponents Game-by-Game  
All games**

Opponent	Date	Score		Total		3-Pointers		Free throws		Rebounds										
				FG-FGA	PCT	3FG-3FGA	PCT	FT-FTA	PCT	OFF	DEF	TOT	AVG	PF	A	TO	BLK	STL	PTS	AVG
Tarleton St.	11/09/2021	62-50	W	21-52	.404	7-25	.280	1-3	.333	7	18	25	25.0	20	8	14	1	6	50	50.0
at Santa Clara	11/12/2021	72-88	L	34-57	.596	12-25	.480	8-15	.533	5	26	31	28.0	12	27	12	5	6	88	69.0
San Jose St.	11/15/2021	76-62	W	21-46	.457	6-20	.300	14-25	.560	6	21	27	27.7	23	5	14	4	5	62	66.7
Valparaiso	11/17/2021	74-60	W	21-51	.412	8-27	.296	10-12	.833	2	23	25	27.0	16	6	19	3	9	60	65.0
at Baylor	11/20/2021	48-86	L	33-60	.550	10-26	.385	10-17	.588	10	21	31	27.8	16	20	9	3	16	86	69.2
N.C. A&T	11/23/2021	79-65	W	23-68	.338	10-34	.294	9-12	.750	10	21	31	28.3	21	10	11	2	12	65	68.5
at Colorado	11/28/2021	76-80	L	27-55	.491	7-19	.368	19-26	.731	9	19	28	28.3	14	12	6	3	8	80	70.1
Oregon	12/12/2021	72-69	W	23-56	.411	7-20	.350	16-23	.696	13	17	30	28.5	18	7	12	3	8	69	70.0
Dartmouth	12/16/2021	89-78	Wot	28-61	.459	10-22	.455	12-14	.857	4	27	31	28.8	21	11	12	4	6	78	70.9
vs Texas	12/19/2021	53-60	L	24-56	.429	4-16	.250	8-12	.667	9	20	29	28.8	17	10	13	2	8	60	69.8
vs Wyoming	12/22/2021	66-63	W	26-61	.426	4-23	.174	7-13	.538	10	25	35	29.4	16	11	7	2	3	63	69.2
vs Liberty	12/23/2021	79-76	W	23-56	.411	10-26	.385	20-28	.714	3	19	22	28.8	22	9	10	2	6	76	69.8
Southern California	01/11/2022	75-69	W	21-49	.429	6-21	.286	21-32	.656	4	29	33	29.1	19	12	11	8	5	69	69.7
at Washington St.	01/13/2022	62-57	W	23-57	.404	7-26	.269	4-10	.400	11	23	34	29.4	16	10	17	3	8	57	68.8
at Washington	01/15/2022	64-67	L	21-59	.356	10-28	.357	15-22	.682	11	15	26	29.2	19	11	8	4	8	67	68.7
Arizona	01/20/2022	57-85	L	31-56	.554	6-21	.286	17-21	.810	6	33	39	29.8	17	20	14	8	5	85	69.7
Arizona St.	01/22/2022	79-76	W	31-59	.525	7-25	.280	7-9	.778	7	23	30	29.8	28	9	16	6	9	76	70.1
at Southern California	01/27/2022	64-61	W	22-49	.449	9-21	.429	8-10	.800	7	20	27	29.7	14	17	14	4	5	61	69.6
at UCLA	01/29/2022	43-66	L	22-59	.373	4-29	.138	18-24	.750	8	28	36	30.0	18	15	9	5	11	66	69.4
California	02/01/2022	57-50	W	18-51	.353	3-14	.214	11-12	.917	4	24	28	29.9	16	5	9	0	2	50	68.4
Washington St.	02/03/2022	60-66	L	24-49	.490	10-23	.435	8-16	.500	5	21	26	29.7	18	12	11	4	7	66	68.3
Washington	02/06/2022	87-69	W	27-69	.391	6-22	.273	9-15	.600	13	17	30	29.7	14	9	11	5	10	69	68.3
UCLA	02/08/2022	70-79	L	34-62	.548	6-16	.375	5-5	1.000	10	17	27	29.6	11	12	6	1	4	79	68.8
at Oregon	02/10/2022	60-68	L	24-57	.421	7-22	.318	13-15	.867	8	22	30	29.6	9	11	10	4	7	68	68.8
<b>Total</b>		<b>1650</b>		<b>602-1355</b>	<b>.444</b>	<b>176-551</b>	<b>.319</b>	<b>270-391</b>	<b>.691</b>	<b>182</b>	<b>529</b>	<b>711</b>	<b>29.6</b>	<b>415</b>	<b>279</b>	<b>275</b>	<b>86</b>	<b>174</b>	<b>1650</b>	<b>68.8</b>
Stanford		1624		581-1336	.435	169-508	.333	293-441	.664	284	614	898	37.4	421	311	370	61	137	1624	67.7

**Opponents Averages**

Games Played	Points/game	FG Pct	3FG Pct	FT Pct	Rebounds/game	Assists/game	Turnovers/game	Assist/Turnover ratio	Steals/game	Blocks/game
24	68.8	44.4	31.9	69.1	29.6	11.6	11.5	1.0	7.3	3.6



**2021-22 Stanford Men's Basketball  
Combined Team Statistics  
All games**

**Game Records**

Record	Overall	Home	Away	Neutral
ALL GAMES	14-10	10-3	2-6	2-1
CONFERENCE	7-7	5-3	2-4	0-0
NON-CONFERENCE	7-3	5-0	0-2	2-1

**Score by Periods**

Team	1st	2nd	OT	TOT
Stanford	732	877	15	1624
Opponents	818	828	4	1650

**Team Box Score**

No.	Player	Total			3-Point			F-Throw		Rebounds				Other								
		GP-GS	MIN	AVG	FG-FGA	FG%	3FG-3FGA	3FG%	FT-FTA	FT%	OFF	DEF	TOT	AVG	PF	DQ	A	TO	BLK	STL	PTS	AVG
55	INGRAM, Harrison	24-23	731:11	30.5	94-231	.407	29-93	.312	57-81	.704	51	108	159	6.6	40	0	63	50	6	20	274	11.4
11	DELAIRE, Jaiden	24-20	566:40	23.6	82-193	.425	14-40	.350	78-114	.684	36	68	104	4.3	41	0	24	52	9	13	256	10.7
14	JONES, Spencer	23-23	601:49	26.2	90-193	.466	40-112	.357	25-36	.694	31	64	95	4.1	66	1	27	33	12	23	245	10.7
23	ANGEL, Brandon	24-0	468:22	19.5	64-138	.464	20-62	.323	38-49	.776	16	54	70	2.9	42	0	14	22	3	10	186	7.8
5	O'CONNELL, Michael	24-24	636:40	26.5	69-179	.385	17-63	.270	23-40	.575	6	59	65	2.7	40	0	91	49	1	27	178	7.4
22	KEEFE, James	22-17	439:31	20.0	45-68	.662	0-0	.000	25-45	.556	43	59	102	4.6	34	1	14	19	6	9	115	5.2
20	TAITZ, Noah	14-0	198:09	14.2	22-58	.379	16-37	.432	3-6	.500	2	20	22	1.6	14	0	10	11	0	5	63	4.5
42	RAYNAUD, Maxime	21-5	233:55	11.1	35-66	.530	7-14	.500	9-14	.643	24	50	74	3.5	30	1	14	25	6	4	86	4.1
1	SILVA, Isa	24-0	335:28	14.0	32-79	.405	14-27	.519	7-13	.538	7	24	31	1.3	37	0	30	41	1	17	85	3.5
10	MURRELL, Max	24-3	230:14	9.6	22-71	.310	12-47	.255	12-17	.706	6	21	27	1.1	21	0	9	12	11	4	68	2.8
32	KISUNAS, Lukas	24-2	224:31	9.4	23-36	.639	0-0	.000	14-24	.583	21	43	64	2.7	37	0	7	20	6	1	60	2.5
0	BEGOVICH, Neal	4-0	10:41	2.7	1-2	.500	0-1	.000	0-0	.000	0	1	1	0.3	2	0	0	0	0	0	2	0.5
24	BESKIND, Sam	21-3	130:06	6.2	2-14	.143	0-6	.000	2-2	1.000	3	11	14	0.7	16	0	7	8	0	4	6	0.3
21	BEGOVICH, Daniel	4-0	05:31	1.4	0-1	.000	0-1	.000	0-0	.000	0	1	1	0.3	0	0	0	1	0	0	0	0.0
3	MOSS, Jarvis	5-0	12:12	2.4	0-7	.000	0-5	.000	0-0	.000	0	1	1	0.2	1	0	1	1	0	0	0	0.0
Team											38	30	68				26					
<b>Total</b>		<b>24</b>	<b>4825</b>		<b>581-1336</b>	<b>.435</b>	<b>169-508</b>	<b>.333</b>	<b>293-441</b>	<b>.664</b>	<b>284</b>	<b>614</b>	<b>898</b>	<b>37.4</b>	<b>421</b>	<b>3</b>	<b>311</b>	<b>370</b>	<b>61</b>	<b>137</b>	<b>1624</b>	<b>67.7</b>
<b>Opponents</b>		<b>24</b>	<b>4825</b>		<b>602-1355</b>	<b>.444</b>	<b>176-551</b>	<b>.319</b>	<b>270-391</b>	<b>.691</b>	<b>182</b>	<b>529</b>	<b>711</b>	<b>29.6</b>	<b>415</b>	<b>6</b>	<b>279</b>	<b>275</b>	<b>86</b>	<b>174</b>	<b>1650</b>	<b>68.8</b>

**Team Statistics**

	STAN	OPP
<b>Scoring</b>	<b>1624</b>	<b>1650</b>
Points per game	67.7	68.8
Scoring margin	-1.1	-
<b>Field goals-att</b>	<b>581-1336</b>	<b>602-1355</b>
Field goal pct	.435	.444
<b>3 point fg-att</b>	<b>169-508</b>	<b>176-551</b>
3-point FG pct	.333	.319
3-pt FG made per game	7.0	7.3
<b>Free throws-att</b>	<b>293-441</b>	<b>270-391</b>
Free throw pct	.664	.691
F-Throws made per game	12.2	11.3
<b>Rebounds</b>	<b>898</b>	<b>711</b>
Rebounds per game	37.4	29.6
Rebounding margin	+7.8	-
<b>Assists</b>	<b>311</b>	<b>279</b>
Assists per game	13.0	11.6
<b>Turnovers</b>	<b>370</b>	<b>275</b>
Turnovers per game	15.4	11.5
Turnover margin	-4.0	-
Assist/turnover ratio	0.8	1.0
<b>Steals</b>	<b>137</b>	<b>174</b>
Steals per game	5.7	7.3
<b>Blocks</b>	<b>61</b>	<b>86</b>
Blocks per game	2.5	3.6
<b>Winning streak</b>	<b>0</b>	<b>-</b>
Home win streak	0	-
<b>Attendance</b>	<b>29693</b>	<b>46072</b>
Home games-Avg/Game	13-2284	8-5759
Neutral site-Avg/Game	-	3-3197

**Team Results**

Date	Opponent	Score	Att.
11/09/2021	Tarleton St.	W 62-50	3080
11/12/2021	at Santa Clara	L 72-88	2181
11/15/2021	San Jose St.	W 76-62	2492
11/17/2021	Valparaiso	W 74-60	2722
11/20/2021	at Baylor	L 48-86	7048
11/23/2021	N.C. A&T	W 79-65	2379
11/28/2021	at Colorado	L 76-80	6221
12/12/2021	Oregon	W 72-69	4181
12/16/2021	Dartmouth	Wot 89-78	2352
12/19/2021	vs Texas	L 53-60	1600
12/22/2021	vs Wyoming	W 66-63	4041
12/23/2021	vs Liberty	W 79-76	3951
01/11/2022	Southern California	W 75-69	100
01/13/2022	at Washington St.	W 62-57	2612
01/15/2022	at Washington	L 64-67	6627
01/20/2022	Arizona	L 57-85	100
01/22/2022	Arizona St.	W 79-76	100
01/27/2022	at Southern California	W 64-61	4148
01/29/2022	at UCLA	L 43-66	10283
02/01/2022	California	W 57-50	3072
02/03/2022	Washington St.	L 60-66	2172
02/06/2022	Washington	W 87-69	2655
02/08/2022	UCLA	L 70-79	4288
02/10/2022	at Oregon	L 60-68	6952



## 2021-22 Stanford Men's Basketball Combined Team Statistics In Conference games

### Game Records

Record	Overall	Home	Away	Neutral
ALL GAMES	7-7	5-3	2-4	0-0
CONFERENCE	7-7	5-3	2-4	0-0
NON-CONFERENCE	0-0	0-0	0-0	0-0

### Score by Periods

Team	1st	2nd	OT	TOT
Stanford	414	512	0	926
Opponents	482	480	0	962

### Team Box Score

No.	Player	Total			3-Point			F-Throw		Rebounds				PF		DQ		A		TO		BLK		STL		PTS		AVG	
		GP-GS	MIN	AVG	FG-FGA	FG%	3FG-3FGA	3FG%	FT-FTA	FT%	OFF	DEF	TOT	AVG	PF	DQ	A	TO	BLK	STL	PTS	AVG							
14	JONES, Spencer	14-14	377:13	26.9	58-124	.468	30-76	.395	16-23	.696	21	30	51	3.6	43	1	15	20	7	14	162	11.6							
55	INGRAM, Harrison	14-14	437:22	31.2	52-135	.385	21-65	.323	27-42	.643	26	60	86	6.1	23	0	36	33	3	10	152	10.9							
11	DELAIRE, Jaiden	14-14	324:12	23.2	43-107	.402	8-20	.400	41-56	.732	17	37	54	3.9	29	0	13	29	4	8	135	9.6							
5	O'CONNELL, Michael	14-14	377:30	27.0	44-106	.415	11-39	.282	15-23	.652	0	39	39	2.8	26	0	51	29	0	15	114	8.1							
23	ANGEL, Brandon	14-0	292:53	20.9	37-91	.407	11-44	.250	26-30	.867	10	30	40	2.9	23	0	9	16	1	10	111	7.9							
22	KEEFE, James	14-13	315:50	22.6	33-48	.688	0-0	.000	23-35	.657	30	45	75	5.4	19	0	9	15	4	9	89	6.4							
20	TAITZ, Noah	5-0	72:44	14.5	6-19	.316	5-12	.417	1-2	.500	1	7	8	1.6	7	0	4	3	0	1	18	3.6							
1	SILVA, Isa	14-0	187:01	13.4	19-47	.404	9-17	.529	2-4	.500	4	13	17	1.2	19	0	12	26	1	13	49	3.5							
42	RAYNAUD, Maxime	11-1	84:59	7.7	12-26	.462	3-5	.600	4-4	1.000	9	20	29	2.6	20	0	5	7	1	0	31	2.8							
32	KISUNAS, Lukas	14-0	119:45	8.6	13-18	.722	0-0	.000	6-10	.600	14	25	39	2.8	20	0	5	11	4	0	32	2.3							
10	MURRELL, Max	14-0	143:33	10.3	9-38	.237	4-26	.154	7-11	.636	3	17	20	1.4	13	0	7	4	8	2	29	2.1							
0	BEGOVIICH, Neal	2-0	05:36	2.8	1-2	.500	0-1	.000	0-0	.000	0	1	1	0.5	0	0	0	0	0	0	2	1.0							
24	BESKIND, Sam	11-0	52:15	4.7	1-5	.200	0-3	.000	0-0	.000	0	6	6	0.5	9	0	6	4	0	0	2	0.2							
3	MOSS, Jarvis	3-0	07:07	2.4	0-5	.000	0-3	.000	0-0	.000	0	1	1	0.3	0	0	0	0	0	0	0	0.0							
21	BEGOVIICH, Daniel	2-0	02:01	1.0	0-1	.000	0-1	.000	0-0	.000	0	0	0	0.0	0	0	0	0	0	0	0	0.0							
Team											25	19	44				20												
<b>Total</b>		<b>14</b>	<b>2800</b>		<b>328-772</b>	<b>.425</b>	<b>102-312</b>	<b>.327</b>	<b>168-240</b>	<b>.700</b>	<b>160</b>	<b>350</b>	<b>510</b>	<b>36.4</b>	<b>251</b>	<b>1</b>	<b>172</b>	<b>217</b>	<b>33</b>	<b>82</b>	<b>926</b>	<b>66.1</b>							
<b>Opponents</b>		<b>14</b>	<b>2800</b>		<b>348-787</b>	<b>.442</b>	<b>95-307</b>	<b>.309</b>	<b>171-240</b>	<b>.713</b>	<b>116</b>	<b>308</b>	<b>424</b>	<b>30.3</b>	<b>231</b>	<b>3</b>	<b>162</b>	<b>154</b>	<b>58</b>	<b>97</b>	<b>962</b>	<b>68.7</b>							

### Team Statistics

	STAN	OPP
<b>Scoring</b>	<b>926</b>	<b>962</b>
Points per game	66.1	68.7
Scoring margin	-2.6	-
<b>Field goals-att</b>	<b>328-772</b>	<b>348-787</b>
Field goal pct	.425	.442
<b>3 point fg-att</b>	<b>102-312</b>	<b>95-307</b>
3-point FG pct	.327	.309
3-pt FG made per game	7.3	6.8
<b>Free throws-att</b>	<b>168-240</b>	<b>171-240</b>
Free throw pct	.700	.713
F-Throws made per game	12.0	12.2
<b>Rebounds</b>	<b>510</b>	<b>424</b>
Rebounds per game	36.4	30.3
Rebounding margin	+6.1	-
<b>Assists</b>	<b>172</b>	<b>162</b>
Assists per game	12.3	11.6
<b>Turnovers</b>	<b>217</b>	<b>154</b>
Turnovers per game	15.5	11.0
Turnover margin	-4.5	-
Assist/turnover ratio	0.8	1.1
<b>Steals</b>	<b>82</b>	<b>97</b>
Steals per game	5.9	6.9
<b>Blocks</b>	<b>33</b>	<b>58</b>
Blocks per game	2.4	4.1
<b>Winning streak</b>	<b>0</b>	<b>-</b>
Home win streak	0	-
<b>Attendance</b>	<b>16668</b>	<b>36843</b>
Home games-Avg/Game	8-2084	6-6141
Neutral site-Avg/Game	-	0-0

### Team Results

Date	Opponent	Score	Att.
11/28/2021	at Colorado	L 76-80	6221
12/12/2021	Oregon	W 72-69	4181
01/11/2022	Southern California	W 75-69	100
01/13/2022	at Washington St.	W 62-57	2612
01/15/2022	at Washington	L 64-67	6627
01/20/2022	Arizona	L 57-85	100
01/22/2022	Arizona St.	W 79-76	100
01/27/2022	at Southern California	W 64-61	4148
01/29/2022	at UCLA	L 43-66	10283
02/01/2022	California	W 57-50	3072
02/03/2022	Washington St.	L 60-66	2172
02/06/2022	Washington	W 87-69	2655
02/08/2022	UCLA	L 70-79	4288
02/10/2022	at Oregon	L 60-68	6952



**0** **Neal Begovich**

F • 6-9 • 230 • R-So.  
San Francisco, Calif.  
St. Ignatius College Prep




**1** **Isa Silva**

G • 6-4 • 190 • Fr.  
Sacramento, Calif.  
Jesuit



**3** **Jarvis Moss**

G • 6-4 • 190 • Fr.  
Concord, N.C.  
Cannon School



**5** **Michael O'Connell**

G • 6-2 • 190 • So.  
Mineola, N.Y.  
Blair Academy (N.J.)



**10** **Max Murrell**

F • 6-9 • 225 • So.  
Omaha, Neb.  
Millard North




**11** **Jaiden Delaire**

F • 6-9 • 215 • Sr.  
North Granby, Conn.  
Granby Memorial




**12** **Keenan Fitzmorris**

C • 7-0 • 235 • R-Jr.  
Overland Park, Kan.  
New Hampton School (N.H.)



**14** **Spencer Jones**

F • 6-7 • 225 • Jr.  
Roeland Park, Kan.  
Bishop Miege



**20** **Noah Taitz**

G • 6-3 • 185 • So.  
Las Vegas, Nev.  
Bishop Gorman



**21** **Daniel Begovich**

G • 6-5 • 215 • 5th  
San Francisco, Calif.  
St. Ignatius College Prep




**22** **James Keefe**

F • 6-9 • 235 • Jr.  
Los Angeles, Calif.  
Loyola



**23** **Brandon Angel**

F • 6-8 • 230 • So.  
San Diego, Calif.  
Torrey Pines



**24** **Sam Beskind**

G • 6-4 • 190 • R-Jr.  
Tucson, Ariz.  
Catalina Foothills



**32** **Lukas Kisunas**

F • 6-10 • 265 • Sr.  
Vilnius, Lithuania  
Brewster Academy (N.H.)



**42** **Maxime Raynaud**

F • 7-1 • 240 • Fr.  
Paris, France  
Lycee Henri IV



**55** **Harrison Ingram**

F • 6-7 • 230 • Fr.  
Dallas, Texas  
St. Mark's



**Jerod Haase**

Anne and Tony  
Joseph Director of  
Men's Basketball



**Adam Cohen**

Oscar da Silva  
Associate Head Men's  
Basketball Coach




**Jesse Pruitt**

James C. Gaither  
Assistant Men's  
Basketball Coach



**Rob Ehsan**

Assistant Coach




**David Berkun**

Assistant Athletics  
Director, Men's  
Basketball



**Camryn Crocker**

Director of Player  
Development



**Michael Chatman**

Sports Performance  
Coach



**Jack Frost**

Assistant to the Head  
Coach



**Dominic Vincentini**

Associate Athletic  
Trainer