



# STANFORD MEN'S BASKETBALL



@STANFORDMBB #GOSTANFORD

CONTACT: Zach Reynolds | 541.419.0615 | zreynold@stanford.edu

## 2020-21 SCHEDULE AND RESULTS

### NOVEMBER

**25 (Wed.) Utah Valley** **Canceled** **P12NET**  
30 (Mon.) #RV/25 Alabama (1) W, 82-64 ESPN2

### DECEMBER

1 (Tue.) #14/16 North Carolina (1) L, 63-67 ESPN  
2 (Wed.) Indiana (1) L, 63-79 ESPN  
6 (Sun) at North Carolina A&T W, 78-46 ESPN3  
**7 (Mon.) Cal Poly** **Canceled** **P12NET**  
**9 (Wed.) Loyola Marymount** **Canceled** **P12NET**  
15 (Tue.) at CSU Northridge W, 82-71 ESPN3  
19 (Sat.) • Arizona (2) W, 78-75 P12NET  
**21 (Mon.) Sacramento State** **Canceled** **P12NET**  
21 (Mon.) CSU Bakersfield (2) W, 63-50 P12NET

### JANUARY

2 (Sat.) • at #21/17 Oregon L, 56-73 ESPN2  
4 (Mon) • at Oregon State ^ W, 81-71 P12NET  
7 (Thu) • Washington (2) W, 91-75 FS1  
9 (Sat) • Washington State (2) W, 75-60 P12NET  
14 (Thu) • at Utah ^ L, 65-79 ESPN2  
16 (Sat) • at Colorado L, 64-77 P12NET  
23 (Sat) • #24/20 UCLA (2) W, 73-72 (ot) FOX  
28 (Thu) • at Arizona W, 73-64 ESPN2  
30 (Sat) • at Arizona State L, 75-79 ESPN2

### FEBRUARY

**2 (Tue) • USC ^** **L, 66-72** **FS1**  
4 (Thu.) • at California W, 70-55 ESPN2  
**7 (Sun.) • California ^** **W, 76-70** **FS1**  
**11 (Thu.) • Colorado** **L, 51-69** **ESPN2**  
**13 (Sat) • Utah** **W, 73-66** **P12NET**  
18 (Thu) • at Washington W, 79-61 FS1  
20 (Sat) • at Washington State ^ L, 85-76 (3ot) ESPN2  
**25 (Thu) • Oregon** **6 p.m.** **ESPNU**  
**27 (Sat) • Oregon State** **4 p.m.** **P12NET**

### MARCH

3 (Wed.) \* • at USC ^ 7:30 p.m. FS1  
10-13 Pac-12 Tournament (3) ESPN2/P12NET

• Pac-12 game

**Bold indicates home game**

(1) Camping World Maui Invitational at Asheville, N.C.

(2) at Kaiser Permanente Arena, Santa Cruz, Calif.

(3) Pac-12 Tournament at Las Vegas, Nev.

^ postponed or moved from original date: at USC (Dec.

13, Feb. 22), at OSU (Dec. 31), at Utah (Jan. 13), vs.

USC (Jan. 21), at WSU (Feb. 21), vs. Cal (March 6)

\* Week of March 1 - date TBD

All times listed PT



**STANFORD**

14-9, 10-7 Pac-12



**OREGON**

14-5, 9-4 Pac-12

VS.

## GAME INFORMATION

Date..... Feb. 25, 2020  
Tip-Off Time..... 6 p.m.  
Venue ..... Maples Pavilion  
TV ..... ESPNU  
Talent ..... Dave Pasch, Bill Walton  
Stanford Radio..... GoStanford.com & TuneIn App  
Talent ..... Scott Reiss, John Platz  
All-Time Series..... Stanford leads, 94-55  
Last Meeting ..... L, 56-73 (Jan. 2, 2021)  
Streak..... L2

### SETTING THE SCENE

Capping its abbreviated home schedule this week, Stanford men's basketball hosts Oregon on Thursday, Feb. 25. The 6 p.m. contest will air on ESPNU.

### THE OPENING TIP

- Stanford is 14-9 (10-7 Pac-12) on the season, with league wins vs. Arizona (twice), Oregon State, Washington (twice), Washington State, UCLA, California (twice) and Utah.
- Senior captain Oscar da Silva is stating his case as the Pac-12's top player through 17 games, averaging 18.9 points, 7.1 rebounds and 2.5 assists per night in conference play.
- Through 23 games, Stanford ranks 25th nationally in defensive efficiency (per KenPom, as of Feb. 23) while limiting opponents to 40.4 percent shooting from the field this season. Stanford ranked seventh nationally in defensive efficiency a year ago, while boasting the nation's 16th-ranked scoring defense.
- The Cardinal is looking for its second-straight win over Oregon at Maples Pavilion, and the third in four games, after upending the No. 11/12 Ducks a year ago.
- Stanford was the final power conference program to play at its home facility this season. The Cardinal is also one of two power conference teams to boast multiple road wins in non-conference play, joining Oklahoma State, and leads the power conferences in playing 19 road + neutral games, four more than second-place Colorado.
- Jaiden Delaire has emerged as one of the most improved players in the Pac-12, averaging 14.0 points per game in conference action. He has reached double-figure scoring in 13 of the last 15 games, including three-straight with 20 or more points from Jan. 28-Feb. 2.

### BUILDING A RESUME

Stanford is one of just seven teams nationally with at least four Q1 wins and six road wins, joining Gonzaga, Baylor, Illinois, Ohio State, West Virginia and Oklahoma State. Only 21 teams have four Q1 wins in the country, while Stanford is the only program in the Pac-12 to reach the threshold.

### POSSIBLE STARTERS

No.	Player	Pos.	Ht.	Wt.	Yr.	PPG	RPG	APG
5	Michael O'Connell	G	6-2	185	Fr.	7.0	3.3	2.9
11	Jaiden Delaire	F	6-9	210	Jr.	12.9	4.0	1.0
13	Oscar da Silva	F	6-9	230	Sr.	<b>18.8</b>	<b>6.8</b>	2.4
14	Spencer Jones	F	6-7	225	So.	8.0	3.7	1.1
32	Lukas Kisunas	F	6-10	260	Jr.	2.7	3.2	0.6

### OFF THE BENCH

0	Neal Begovich	F	6-9	225	R-Fr.	2.5	0.5	0.0
1	Daejon Davis	G	6-3	190	Sr.	12.1	3.6	<b>3.4</b>
2	Bryce Wills	G	6-6	205	Jr.	7.7	3.6	2.1
3	Ziaire Williams	F	6-8	185	Fr.	10.9	5.0	2.4
10	Max Murrell	F	6-9	210	Fr.	2.3	0.8	0.1
12	Keenan Fitzmorris	C	7-0	230	R-So.	0.0	0.3	0.0
20	Noah Taitz	G	6-3	185	Fr.	3.5	1.2	0.3
21	Daniel Begovich	G	6-5	205	Sr.	0.0	0.3	0.0
22	James Keefe	F	6-9	225	So.	1.3	1.9	0.2
23	Brandon Angel	F	6-8	215	Fr.	1.4	1.0	0.2
24	Sam Beskind	G	6-4	190	R-So.	0.3	0.1	0.0

\*Starters based on last game

**ANNE AND TONY JOSEPH  
DIRECTOR OF MEN'S BASKETBALL  
JEROD HAASE**



In four seasons as Stanford's Anne and Tony Joseph Director of Men's Basketball, Jerod Haase has instilled an invested, tough and selfless attitude into the program.

Since arriving on The Farm, the Cardinal has won 68 games, recorded its best conference finish and most league wins in a decade and earned a postseason berth for the first time in three years.

Stanford finished 20-12 overall in 2019-20, and remained solidly in contention for an NCAA Tournament berth throughout a season shortened by the COVID-19 global pandemic. Boasting the nation's No. 16-ranked scoring defense (KenPom No. 7), the Cardinal also shot its highest field goal percentage (.469) since 2003-04.

Fueled by back-to-back top-25 recruiting classes, Haase's 2018-19 squad featured freshmen and sophomores accounting for 80 percent of the scoring and rebounding. With one of the youngest rosters in the nation, Stanford won 15 games facing one of the toughest road schedules in Division I.

In 2017-18, Haase guided Stanford to a third-place finish in the Pac-12 with 11 conference wins, the program's highest finish and most league victories in 10 seasons. Competing without two starters for half the season, Stanford won 19 games overall and earned a postseason berth for the first time in three years with a second-round appearance in the NIT.

Several players have flourished under Haase's tutelage. KZ Okpala became Stanford's latest NBA Draft pick in 2019. Along with Okpala's first team all-conference selection and Josh Sharma's All-Pac-12 nod, Reid Travis was a two-time First Team All-Pac-12 selection in 2018 and a two-time NABC All-District pick. Dorian Pickens was named an all-conference player for his performance on the court and the Pac-12 Scholar-Athlete of the Year for his efforts in the classroom in 2018.

During Haase's first season in 2016-17, Stanford posted 14 wins against a challenging schedule and finished among the nation's top-10 percent in the classroom. Haase was appointed Stanford's 18th head coach in school history on March 25, 2016.

At UAB, Haase led the Blazers to the 2016 regular-season Conference USA championship and the program's 15th all-time NCAA Tournament berth in 2015. Haase was 80-53 overall in four seasons while improving the Blazers' win total every year.

Prior to UAB, Haase played for Roy Williams at Kansas and spent 13 years on Williams' staff with the Jayhawks and Tar Heels. Haase is a 1997 graduate of Kansas with a degree in business administration.

YEAR	SCHOOL	OVERALL	POSTSEASON
2012-13	UAB	16-17	-
2013-14	UAB	18-13	-
2014-15	UAB	20-16	NCAA Third Round
2015-16	UAB	26-7	NIT First Round
2016-17	Stanford	14-17	-
2017-18	Stanford	19-16	NIT Second Round
2018-19	Stanford	15-16	-
2019-20	Stanford	20-12	Postseason Canceled
2020-21	Stanford	14-9	-
<b>OVR at Stanford at UAB</b>		<b>162-123 82-70 80-53</b>	<b>3 appearances 1 appearance 2 appearances</b>

**THE NET RESULT**

Stanford debuted at No. 55 in the first edition of the NCAA's NET rankings released on Jan. 4, and currently stands at No. 57 as of Feb. 23. Stanford is the sixth-highest rated team in the Pac-12, following USC (14), Colorado (22), UCLA (42), Arizona (44) and Oregon (45), while eight teams are in the top-100.

- vs. Quad 1:** 4-5 (wins over Alabama, UCLA and Arizona (2x))
- vs. Quad 2:** 2-4 (wins over Washington State and Oregon State)
- vs. Quad 3:** 5-0 (wins over Washington (2x), Utah, CSU Bakersfield and Cal)
- vs. Quad 4:** 3-0 (wins over Cal, CSUN and NC A&T)

**ELITE COMPANY**

Senior captain Oscar da Silva is posting numbers that rival the best in all of college basketball this season. He is the only player nationally averaging at least 18.0 points, 6.5 rebounds and 2.0 assists per game while shooting 55% or better from the field. He is one of six players nationally averaging at least 18.5 points while shooting 55% or better, joining three likely All-Americans in Luka Garza (Iowa), Corey Kispert and Drew Timme (Gonzaga), and mid-major stars Taevion Kinsey (Marshall) and Ryan Davis (Vermont). He has the second-highest field goal percentage in the group at 58.0 from the floor.

**EXTENDED ROAD TRIP**

Stanford played its first 16 games away from Maples Pavilion & Stanford's campus to start the season, doing so for the first time in program history. Stanford's previous road trip lasted 24 days, as the team has temporarily relocated out of Santa Clara County, and the second trip stood at 35 days, with the team staying on the road for 59 of 64 days, from Nov. 27 to Jan. 30.

**MCDONALD'S ALL-AMERICAN GAME**

Stanford signee Harrison Ingram became the ninth recruit in program history to earn a spot on the McDonald's All-American game roster, while the Cardinal has a participant for the second-straight year - the first time in program history to accomplish the feat in back-to-back years. Ingram joins Ziaire Williams (2020), Reid Travis (2014), Brook and Robin Lopez (2006), Josh Childress (2001), Casey Jacobsen (1999) and Jarron and Jason Collins (1997) as Stanford athletes with the honor.

**THE OSCAR GOES TO...**

Oscar da Silva, the Pac-12's second-leading scorer, is one of three Pac-12 players this season to have two or more 30-point outings (32 at CSUN, Dec. 15 & 31 at Oregon State, Jan. 4) and he leads the league with 10 20-point outings. da Silva has finished in double figures in all but one game this season. He is the first Stanford player with multiple 30-point outings in the same season since Chasson Randle had four in 2014-15, and he joins Landry Fields (3, 2009-10), Brook Lopez (4, 2007-08) and Anthony Goods (2, 2006-07) in having multiple 30-point games since 2006.

da Silva ranks in the top five in the conference in scoring, rebounding and field goal percentage, and he leads the league in scoring, field goals made and free throws made. He is the one of two players with six double-doubles in Pac-12 play, joining Evan Mobley (USC).

**ATTACK FOR MY TEAMMATE**

Stanford is 12-2 this season when multiple players tally at least three assists - a mark that has held true in all but two of its wins. Stanford has recorded at least 15 assists in five of its Pac-12 wins, including a season-high 20 as a team against Washington on Jan. 7 and 19 last Saturday vs. Utah on Feb. 13. Five players average multiple assists per game, led by Daejon Davis' 3.4 per appearance.

**2020-21 ROSTER**

No.	Player	Pos.	Ht.	Wt.	Yr.	Major	Hometown (High School)
0	Neal Begovich	F	6-9	225	R-Fr.	Undeclared	San Francisco, Calif. (St. Ignatius College Prep)
1	Daejon Davis	G	6-3	190	Sr.	Communication	Seattle, Wash. (Garfield)
2	Bryce Wills	G	6-6	205	Jr.	Sociology	White Plains, N.Y. (Iona Preparatory School)
3	Ziaire Williams	F	6-8	185	Fr.	Undeclared	Lancaster, Calif. (Sierra Canyon)
5	Michael O'Connell	G	6-2	185	Fr.	Undeclared	Mineola, N.Y. (Blair Academy (N.J.))
10	Max Murrell	F	6-9	210	Fr.	Undeclared	Omaha, Neb. (Millard North)
11	Jaiden Delaire	F	6-9	210	Jr.	Communication	North Granby, Conn. (Granby Memorial)
12	Keenan Fitzmorris	F	7-0	230	R-So.	Psychology	Overland Park, Kan. (New Hampton School (N.H.))
13	Oscar da Silva	F	6-9	230	Sr.	Biology	Munich, Germany (Ludwig Gymnasium)
14	Spencer Jones	F	6-7	225	So.	Undeclared	Roeland Park, Kan. (Bishop Miege)
20	Noah Taitz	G	6-3	185	Fr.	Undeclared	Las Vegas, Nev. (Bishop Gorman)
21	Daniel Begovich	G	6-5	205	Sr.	Economics	San Francisco, Calif. (St. Ignatius College Prep)
22	James Keefe	F	6-9	225	So.	Undeclared	Los Angeles, Calif. (Loyola)
23	Brandon Angel	F	6-8	215	Fr.	Undeclared	San Diego, Calif. (Torrey Pines)
24	Sam Beskind	G	6-4	190	R-So.	Management Sci. and Engineering	Tucson, Ariz. (Catalina Foothills)
32	Lukas Kisunas	F	6-10	260	Jr.	Psychology	Vilnius, Lithuania (Brewster Academy (N.H.))

**PRONUNCIATION GUIDE**

<b>JEROD HAASE</b>	Jared   rhymes with pass	<b>DAEJON</b> Davis	DAY-jhon
<b>ZIAIRE</b> Williams	Zy-air	Max <b>MURRELL</b>	Mearl (rhymes with pearl)
Noah <b>TAITZ</b>	Tates	Lukas <b>KISUNAS</b>	kah-SOON-us
Daniel & Neal <b>BEGOVICH</b>	BEG-oh-vitch		

## AT THE BUZZER

Taking down #24/20 UCLA, 73-72 (ot), on Jan. 23, Stanford earned its first win at the buzzer since Jan. 7, 2018, when Daejon Davis scored from beyond midcourt against USC. Underneath the basket with 0.8 seconds to go, Oscar da Silva scored the final two of his 26 points when he scored on a layup as time expired.

## HERE COMES JONES

Spencer Jones has returned to form since departing Asheville, North Carolina, shooting 41.9 percent from 3-point range while averaging 8.7 points per game. He ranks fifth in the Pac-12 in conference play with a 42.5 percent clip from 3-point range, and first among players with at least 30 made threes. Jones tied a career-high on Jan. 7 with 18 points against Washington, and has finished in double figures six times in conference play.

## FRESH PRINCE OF DELAIRE

Jaiden Delaire has made the most of his opportunity in Pac-12 play, averaging 14.0 points and 4.1 rebounds per game, including six outings with at least 19 points. Delaire, who tallied three straight games with 20 or more points from Jan. 28-Feb. 2, has improved to 12.9 points per game on the season. He ranks 14th in the Pac-12 in scoring in conference play, and 18th overall. Among the top-20 scorers in the conference, he joins Noah Williams (WSU) and Jarod Lucas (OSU) in doubling their scoring average from a season ago.

## PAC-12 WEEKLY HONORS

Michael O'Connell became the third Stanford player honored with a Pac-12 weekly award on Feb. 1, earning Freshman of the Week after his strong performances at Arizona and Arizona State. He averaged 13.0 points, 3.5 rebounds and 3.5 assists per game against Arizona and Arizona State, with a 7 to 1 assist to turnover ratio. He joined Oscar da Silva (Player of the Week, twice) and Ziaire Williams (Rookie of the Week, once) with Pac-12 accolades this season.

O'Connell has been one of the top freshman guards in the conference this season, averaging 8.4 points per game against Pac-12 foes. Only Josh Christopher (ASU) and Benedict Mathurin (ARI) average more per game in league play among first year guards, while O'Connell leads all freshman point guards. Earlier this season he went 99 minutes without a turnover against Oregon State, Washington and Washington State, and had an active streak of 109 minutes without vs. UCLA, Arizona and Arizona State end vs. ASU.

## CLIMBING THE RECORD BOOKS

Oscar da Silva has moved into 16th all-time in scoring at Stanford, and is just seven points from moving into 15th. He also stands eighth in blocks, 13th in made field goals, 13th in minutes played, 15th in rebounds, 15th in games started and is on pace to finish 14th in field goal percentage. Daejon Davis, meanwhile, ranks fifth all-time at Stanford in steals and sixth in assists, and will crack the top-15 for minutes played and games started by the end of the season.

## TRIPLE DOUBLE

Ziaire Williams led a high octane offensive effort against Washington on Jan. 7 with the second triple-double in program history, and the first using assists as one of the categories. He finished with 12 points, 12 rebounds and 10 assists, becoming the fifth freshman in Pac-12 history to tally a triple-double. The first Stanford triple-double came on Jan. 25, 2007, when Brook Lopez had 18 points, 11 rebounds and 12 blocks vs. USC. Williams' triple-double is the first in any conference matchup since Lopez's effort in 2007, and he earned the Naismith Trophy Player of the Week Award on Jan. 11 for the performance.

## SIGNING DAY

The Cardinal has added a pair of top-35 RSCI prospects in the class of 2025. Harrison Ingram gives Stanford a five-star recruit for the second-consecutive season, joining the Cardinal as the consensus No. 12 recruit, though he is ranked as high as ninth in the country by Rivals, and the top-ranked signee from the state of Texas. A crafty guard and gifted passer with a supreme feel for the game, Isael Silva is a four-star recruit and the consensus No. 31 signing in the country, though is ranked as high as No. 26 by Rivals. Stanford is one of seven programs nationally to have signed two top-35 prospects.

## FLOOR BURNS

During his playing career at Kansas, Jerod Haase was known for his energy and passion on the court. Whether it be diving for loose balls or taking charges, Haase's trademark hustle was always on display. During his time with the Jayhawks, the "floor burns" statistic was created in his honor and is still tracked by the program. Haase totaled 167 floor burns during the 1996-97 season. Stanford's individual 2020-21 totals (238 combined) are as follows:

Oscar da Silva .....	67	Michael O'Connell .....	11
Spencer Jones .....	35	James Keefe .....	10
Bryce Wills .....	23	Brandon Angel .....	4
Lukas Kisunas .....	23	Max Murrell .....	3
Daejon Davis .....	22	Noah Taitz .....	2
Ziaire Williams .....	21	Sam Beskind .....	1
Jaiden Delaire .....	18	Keenan Fitzmorris .....	1

## 2020-21 PAC-12 STANDINGS

TEAM	CONFERENCE			OVERALL		
	W	L	PCT.	W	L	PCT.
1.....USC.....	13	3	.813	19	4	.826
2.....UCLA.....	12	3	.800	16	5	.762
3.....Oregon.....	9	4	.692	14	5	.737
4.....Colorado.....	11	6	.647	17	7	.708
<b>5... Stanford .....</b>	<b>10</b>	<b>7</b>	<b>.588</b>	<b>14</b>	<b>9</b>	<b>.609</b>
6.....Arizona.....	9	8	.529	15	8	.652
7.....Oregon St.....	7	9	.438	11	11	.500
8.....Washington St...	7	10	.412	14	10	.583
9.....Utah.....	6	9	.400	9	10	.474
10..Arizona St.....	4	8	.333	7	11	.389
11..Washington.....	4	13	.235	5	17	.227
12..California.....	3	15	.167	8	17	.320

\*Through Feb. 22

## INSIDE THE SERIES - OREGON

Series History.....	Stanford leads, 95-55
Streak.....	L2
Last 5 Meetings.....	2-3
Last 10 Meetings.....	3-7
Under Jerod Haase.....	2-5
Biggest Win .....	30, 47-15 (1919-20)
Biggest Loss .....	25, 48-73 (1977-78)
Most Points Scored .....	100 (2000-01)
Most Points Allowed .....	92 (1969-70)

## STANFORD QUICK FACTS

Home Arena .....	Maples Pavilion
Opened .....	1968
Capacity .....	7,233
Record at Maples .....	555-224 (.713)
Conference Record at Maples .....	280-172 (.621)
<b>Anne and Tony Joseph Director of Men's Basketball</b> .....	Jerod Haase
Alma Mater .....	Kansas '97
Record at Stanford.....	82-70 (5th year)
Overall .....	162-123 (9th year)
<b>James C. Gaither Associate Head Coach of Men's Basketball</b> .....	Jeff Wulbrun (5th year)
<b>Associate Head Coach</b> .....	Adam Cohen (5th year)
<b>Assistant Coach</b> .....	Jesse Pruitt (5th year)
<b>Assistant to the Head Coach</b> .....	Tom Orlich (5th year)
<b>Director of Operations</b> .....	David Berkun (5th year)
<b>Player Development</b> .....	Camryn Crocker (2nd year)
<b>Athletic Trainer</b> .....	Dominic Vincentini (5th year)
<b>Sports Performance</b> .....	Mike Chatman (2nd year)
<b>Program Assistant</b> .....	Jack Frost (2nd year)
<b>Asst. Dir. of Operations</b> .....	Caleb Feist (2nd year)
<b>Captains</b> .....	Oscar da Silva, Daejon Davis, Bryce Wills
<b>First Season</b> .....	1913-14 (105th season)
<b>All-Time Record</b> .....	1,566-1,182 (.570)
<b>NCAA Championships</b> .....	1 (1942)
<b>NCAA Final Four</b> .....	2 (1942, 1998)
<b>NCAA Appearances</b> .....	17 (1942, '89, '92, '95, '96, '97, '98, '99, '00, '01, '02, '03, '04, '05, '07, '08, '14)
<b>NIT Championships</b> .....	3 (1991, 12, '15)
<b>NIT Appearances</b> .....	9 (1988, '90, '91, '94, '06, '12, '13, '15, '18)
<b>Conference Championships</b> .....	7 (1920 (PCC), '21(PCC), '63 (co-AAWU), 1999, '00, '01, '04)
<b>Pac-12 Championships</b> .....	4 (1999, '00, '01, '04)



## STANFORD IN 2020-21 WHEN...

Overall.....	14-9
Pac-12 .....	10-7
Non-Conference .....	4-2
Home Games .....	2-2
On The Road .....	6-5
On Neutral Courts.....	6-2
In Santa Cruz .....	5-0
vs. AP Ranked Opponents.....	1-2
vs. Coaches Ranked Opponents .....	2-2
When Leading At Halftime.....	12-4
When Trailing At Halftime .....	0-5
When Tied At Halftime.....	2-0
In Overtime.....	0-0
When Scoring Less Than 60 Points .....	0-2
When Scoring 60-69 Points .....	1-5
When Scoring 70-79 Points .....	9-2
When Scoring 80+ Points.....	4-0
When Opponent Scores Less Than 40 Points .....	0-0
When Opponent Scores 40-49 Points.....	1-0
When Opponent Scores 50-59 Points.....	2-0
When Opponent Scores 60-69 Points.....	5-2
When Opponent Scores 70+ Points.....	6-7
When Shooting 50% or Better.....	9-2
When Shooting Under 50%.....	5-7
When Shooting 35% or Better From 3 .....	5-3
When Shooting Under 35% From 3.....	9-6
When Shooting 75% or Better From FT Line.....	5-5
When Shooting Under 75% From FT Line.....	9-4
When Outrebounding Opponent.....	11-1
When Being Outrebounded .....	3-8
When Rebounds are Even .....	0-0
When Committing Less Than 15 Turnovers.....	9-4
When Committing 15 or More Turnovers .....	5-5
In Games Decided By 1-3 Points .....	2-0
In Games Decided By 4-9 Points .....	3-4
In Games Decided By 10-19 Points .....	8-5
In Games Decided By 20 Or More Points .....	1-0
In Morning Games .....	0-0
In Afternoon Games.....	6-6
In Night Games .....	8-3
Weekday Games (Monday-Thursday).....	8-5
Friday Games.....	0-0
Saturday Games .....	4-4
Sunday Games.....	2-0
November .....	1-0
December .....	4-2
January.....	5-4
February .....	4-3
March .....	0-0
When Wearing White .....	3-3
When Wearing Cardinal.....	3-4
When Wearing Black.....	3-1
When Wearing Gray .....	5-1

## BY THE NUMBERS

<b>DOUBLE-DOUBLES</b>	<b>2020-21</b>	<b>CAREER</b>
Oscar da Silva	6	13
Daejon Davis	-	3
<b>TRIPLE-DOUBLES</b>	<b>2020-21</b>	<b>CAREER</b>
Ziaire Williams	1	1
<b>20+ POINT GAMES</b>	<b>2020-21</b>	<b>CAREER</b>
Oscar da Silva	10	21
Jaiden Delaire	4	5
Michael O'Connell	1	1
Daejon Davis	-	5
Bryce Wills	-	1
<b>DOUBLE-DIGIT POINTS</b>	<b>2020-21</b>	<b>CAREER</b>
Oscar da Silva	22	66
Jaiden Delaire	13	20
Ziaire Williams	10	10
Michel O'Connell	8	8
Daejon Davis	7	56
Spencer Jones	7	19
Bryce Wills	5	26
Noah Taitz	3	3
Lukas Kisunas	1	1
<b>DOUBLE-DIGIT REBOUNDS</b>	<b>2020-21</b>	<b>CAREER</b>
Oscar da Silva	6	18
Ziaire Williams	2	2
James Keefe	1	1
Daejon Davis	-	2
Lukas Kisunas	-	1
<b>DOUBLE-DIGIT ASSISTS</b>	<b>2020-21</b>	<b>CAREER</b>
Ziaire Williams	1	1
Daejon Davis	-	2
<b>LED TEAM IN SCORING</b>	<b>2020-21</b>	<b>CAREER</b>
<b>(includes ties)</b>		
Oscar da Silva	11	28
Jaiden Delaire	4	7
Daejon Davis	3	16
Spencer Jones	2	3
Ziaire Williams	2	2
Bryce Wills	1	5
Michael O'Connell	1	1
<b>LED TEAM IN REBOUNDING</b>	<b>2020-21</b>	<b>CAREER</b>
<b>(includes ties)</b>		
Oscar da Silva	9	38
Lukas Kisunas	4	8
Ziaire Williams	4	4
Spencer Jones	3	6
Michael O'Connell	3	3
Bryce Wills	2	10
James Keefe	2	2
Daejon Davis	1	7
Jaiden Delaire	1	2
<b>LED IN ASSISTS</b>	<b>2020-21</b>	<b>CAREER</b>
<b>(includes ties)</b>		
Michael O'Connell	10	10
Oscar da Silva	6	14
Daejon Davis	5	67
Bryce Wills	4	15
Spencer Jones	4	5
Ziaire Williams	3	3
Jaiden Delaire	1	2
Noah Taitz	1	1

## 2020-21 STANFORD TEAM HIGHS

<b>Points</b>	91, vs. Washington (1-7-21)
<b>FG made</b>	34, vs. Washington (1-7-21)
<b>FG att.</b>	78, at North Carolina A&T (12-6-20)
<b>FG%</b>	60.0, at CSUN (12-15-20)
<b>3-pt. FG made</b>	9, at Utah (1-14-21)
<b>3-pt. FG att.</b>	28, at North Carolina A&T (12-6-20)
<b>FT made</b>	31, at Arizona State (1-30-21)
<b>FT att.</b>	34, twice
<b>Rebounds</b>	58, at North Carolina A&T (12-6-20)
<b>Assists</b>	20, twice
<b>Steals</b>	14, vs. North Carolina (12-1-20)
<b>Blocks</b>	7, vs. North Carolina (12-1-20)
<b>Fewest Turnovers</b>	11, three times
<b>Fewest Fouls</b>	9, twice
<b>First Half pts.</b>	42, at California (2-4-21)
<b>Second Half pts.</b>	53, vs. Washington (1-7-21)

## 2020-21 STANFORD TEAM LOWS

<b>Points</b>	51, vs. Colorado (2-11-21)
<b>FG made</b>	17, at Utah (1-14-21)
<b>FG att.</b>	44, vs. CSU Bakersfield (12-21-20)
<b>FG%</b>	35.4, at Utah (1-14-21)
<b>3-pt. FG made</b>	2, three times
<b>3-pt. FG att.</b>	9, vs. California (2-7-21)
<b>FT made</b>	3, vs. Utah (2-23-21)
<b>FT att.</b>	7, at North Carolina A&T (12-6-20)
<b>Rebounds</b>	23, twice
<b>Assists</b>	6, vs. Indiana (12-2-20)
<b>Steals</b>	3, at Oregon State (1-4-21)
<b>Blocks</b>	1, vs. USC (2-2-21)
<b>Most Turnovers</b>	23, at Washington State (2-20-21)
<b>Most Fouls</b>	27, at Utah (1-14-21)
<b>First Half pts.</b>	23, vs. Colorado (2-11-21)
<b>Second Half pts.</b>	24, at Oregon (1-2-21)

## 2020-21 OPPONENT TEAM HIGHS

<b>Points</b>	85, at Washington State (2-20-21)
<b>FG made</b>	29, at Arizona State (1-30-21)
<b>FG att.</b>	75, at Washington State (2-20-21)
<b>FG%</b>	52.9, vs. Indiana (12-2-20)
<b>3-pt. FG made</b>	13, twice
<b>3-pt. FG att.</b>	40, at Washington State (2-20-21)
<b>FT made</b>	25, at Utah (1-14-21)
<b>FT att.</b>	30, at Utah (1-14-21)
<b>Rebounds</b>	48, at Washington State (2-20-21)
<b>Assists</b>	20, vs. Indiana (12-2-20)
<b>Steals</b>	12, twice
<b>Blocks</b>	8, vs. Indiana (12-2-20)
<b>Fewest Turnovers</b>	7, at Oregon State (1-4-21)
<b>Fewest Fouls</b>	11, at North Carolina A&T (12-6-20)
<b>First Half pts.</b>	42, at Arizona State (1-30-21)
<b>Second Half pts.</b>	54, vs. Washington (1-7-21)

## 2020-21 OPPONENT TEAM LOWS

<b>Points</b>	46, at North Carolina A&T (12-6-20)
<b>FG made</b>	16, vs. CSU Bakersfield (12-21-20)
<b>FG att.</b>	50, at California (2-4-21)
<b>FG%</b>	27.1, vs. CSU Bakersfield (12-21-20)
<b>3-pt. FG made</b>	4, three times
<b>3-pt. FG att.</b>	12, vs. North Carolina (12-1-20)
<b>FT made</b>	1, at Washington (2-18-21)
<b>FT att.</b>	1, at Washington (2-18-21)
<b>Rebounds</b>	24, at Arizona State (1-30-21)
<b>Assists</b>	8, twice
<b>Steals</b>	2, vs. Indiana (12-2-20)
<b>Blocks</b>	0, twice
<b>Most Turnovers</b>	24, vs. North Carolina (12-1-20)
<b>Most Fouls</b>	35, vs. CSU Bakersfield (12-21-20)
<b>First Half pts.</b>	21, vs. Washington (1-7-21)
<b>Second Half pts.</b>	23, at North Carolina A&T (12-6-20)

## THE LAST TIME - TEAM

### Scored 100 points

Stanford 104, vs. UCLA (2-16-19)  
Opponent 108, Florida (11-23-17)

### Scored less than 50 points

Stanford 46, at Oregon (2-10-19)  
Opponent 46, at North Carolina A&T (12-6-20)

### Scored less than 40 points

Stanford 39, at Washington State (2-25-06)  
Opponent 38, vs. Carroll College (12-27-15)

### Overtime game

Stanford win vs. UCLA (73-72 on 1-23-21)  
Stanford loss at Washington State (85-76 in 3OT on 2-20-21)

### Double Overtime game

Stanford win vs. UCLA (107-99 in 2OT on 1-4-18)  
Stanford loss at Washington State (85-76 in 3OT on 2-20-21)

### Three or More Overtimes

Stanford win at Oregon State (103-101 in 4OT on 1-7-12)  
Stanford loss at Washington State (85-76 in 3OT on 2-20-21)

### 40-point win

Stanford Stanford 98, Washington State 50 (2-28-19)  
Opponent Oregon State 81, Stanford 38 (1-11-82)

### 50-point win

Stanford Stanford 111, Harvard 56 (11-9-07)  
Opponent never

### 60 points in a half

Stanford 63 (1st half), vs. Harvard (11-9-07)  
Opponent 60 (2nd half), at USC (1-26-02)

### Between 16-20 points in a half

Stanford 20 (1st half), vs. California (3-11-20)  
Opponent 18 (1st half), vs. Washington State (1-11-20)

### 15 points or less in a half

Stanford 13 (1st half), vs. Florida (11-22-18)  
Opponent 15 (1st half), Washington State (2-28-19)

### 50 rebounds by a team

Stanford 58, at North Carolina A&T (12-6-20)  
Opponent 51, Portland State (11-28-18)

### 12 or more three-pointers in a game

Stanford 12, at Colorado (2-8-20)  
Opponent 13, at Washington State (2-20-21)

### 10 or more steals in a game

Stanford 10, at Washington State (2-20-21)  
Opponent 11, at Washington State (2-20-21)

### 25 turnovers in a game

Stanford 28, vs. Portland State (11-26-17)  
Opponent 25, vs. Arkansas-Pine Bluff (12-29-14)

### Five players scoring in double digits

Stanford 5, at Washington State (2-20-21)  
Opponent 5, at Arizona State (1-30-21)

### More than five players scoring in double digits

Stanford 6, vs. Green Bay (11-13-15)  
Opponent 6, at Colorado (3-2-17)

## THE LAST TIME - INDIVIDUAL

### Player recorded a double-double

Stanford Oscar da Silva (24 pts/11 reb), at California (2-4-21)  
Opponent Branden Carlson (12 pts/11 reb), vs. Utah (2-13-21)

### Two players recorded a double-double

Stanford Oscar da Silva (17 pts/10 reb)/Ziaire Williams (12 pts/12 reb/10 ast), vs. Washington (1-7-21)  
Opponent Branden Carlsen (14 pts/12 rebs), Riley Battin (11 pts/10 rebs), at Utah (2-6-20)

### Player recorded a triple-double

Stanford Ziaire Williams (12 pts/12 reb/10 ast), vs. Washington (1-7-21)  
Opponent Kyle Weaver (14 pts/13 reb/10 ast), vs. Washington State (1-13-07)

### Game decided by buzzer-beater

Stanford win Oscar da Silva, vs. UCLA (1-23-21)  
Stanford loss Lamont Jones, vs. Arizona (2-27-10)

### 30 points

Stanford Oscar da Silva (31), at Oregon State (1-4-21)  
Opponent Noah Williams (40), at Washington State (2-20-21)

### 40 points

Stanford Casey Jacobsen (41), vs. Oregon (2-7-02)  
Opponent Noah Williams (40), at Washington State (2-20-21)

### Two players with 20 or more points

Stanford Jaiden Delaire (22)/Michael O'Connell (20), vs. USC (2-2-21)  
Opponent McKinley Wright (21)/D'Shawn Schwartz (20), at Colorado (2-8-20)

### Three players with 20 or more points

Stanford Brown (21)/Randle (21)/Nastic (20), vs. Arizona State (1-24-15)  
Opponent Moore (25)/Brown (23)/Carmichael (21), vs. Illinois State (3-19-12)

### No double digit scorer

Stanford at USC (1-20-11)  
Opponent vs. Carroll College (12-27-15)

### 12 field goals

Stanford Oscar da Silva (12), at North Carolina A&T (12-6-20)  
Opponent Noah Williams (12), at Washington State (2-20-21)

### 7 three-pointers

Stanford Tyrell Terry (7) vs. Utah (2-26-20)  
Opponent Noah Williams (8), at Washington State (2-20-21)

### 15 free throws

Stanford Reid Travis (19), at Kansas (12-3-16)  
Opponent Jared Cunningham (15), vs. Oregon State (3-9-11)

### 15 rebounds

Stanford Oscar da Silva (15), vs. Oregon (2-1-20)  
Opponent Jaden McDaniels (15), Washington (1-9-20)

### 20 rebounds

Stanford Michael Humphrey (20), at Oklahoma State (3-19-18)  
Opponent Andre Roberson (20), at Colorado (1-24-13)

### Three players with 10 or more rebounds

Stanford Travis (12)/R. Allen (10)/Pickens (10), vs. Villanova (11-26-15)  
Opponent McCoy (12)/Bailey (11)/Johnson (10), vs. UCLA (1-17-98)

### 10 assists

Stanford Ziaire Williams (10), vs. Washington (1-7-21)  
Opponent Chris Chiozza (11), Florida (11-23-17)



## #0 NEAL BEGOVICH

Redshirt Freshman | Forward | 6-9 | 225

San Francisco, Calif. | St. Ignatius College Prep | Undeclared

### Three things to know...

- 1: Redshirted 2019-20 season
- 2: Two brothers at Stanford, including Daniel, a senior on the men's basketball team
- 3: Can play either forward position, excellent shooter

### FAST FIVE

**Favorite class at Stanford:** Math 51

**Favorite TV show:** Power

**Jersey number:** 0 is his third jersey number - Wore 21, which is the same number worn by late father, Dan, who played at California in the late 1970's, and shifted to 23 last season when Daniel joined the team.

**Most people might not know:** Played doubles in tennis with brother in high school and won a state championship.

**Worked on during offseason:** My body. Trying to get stronger and faster. Also continuing to work on defense.

### BEGOVICH'S CAREER HIGHS

Points ..... 3, at North Carolina A&T 12/6/20  
 FG ..... 1, twice  
 FGA ..... 1, twice  
 3FG ..... 1, at North Carolina A&T 12/6/20  
 3FGA ..... 1, at North Carolina A&T 12/6/20  
 FT ..... -  
 FTA ..... -  
 Rebounds ..... 1, at North Carolina A&T 12/6/20  
 Assists ..... -  
 Blocks ..... -  
 Steals ..... -  
 Minutes ..... 3, at North Carolina A&T 12/6/20

### BEGOVICH'S SEASON HIGHS

Points ..... 3, at North Carolina A&T 12/6/20  
 FG ..... 1, twice  
 FGA ..... 1, twice  
 3FG ..... 1, at North Carolina A&T 12/6/20  
 3FGA ..... 1, at North Carolina A&T 12/6/20  
 FT ..... -  
 FTA ..... -  
 Rebounds ..... 1, at North Carolina A&T 12/6/20  
 Assists ..... -  
 Blocks ..... -  
 Steals ..... -  
 Minutes ..... 3, at North Carolina A&T 12/6/20

### 2020-21 GAME-BY-GAME

Opponent	Date	GS	Min	FG-FGA	Pct	3FG-FGA	Pct	FT-FTA	Pct	O/D/T	Avg	PF	FO	A/T	B	S	P	Avg	
vs. Alabama	11/30/20	DNP																	
vs. North Carolina	12/01/20	DNP																	
vs. Indiana	12/02/20	DNP																	
at N.C. A&T	12/06/20		3	1-1	1.000	1-1	1.000	0-0	.000	0/1/1	1.0	0	0	0/0	0	0	3	3.0	
at CSUN	12/15/20	DNP																	
vs. Arizona	12/19/20	DNP																	
vs. CSU Bakersfield	12/21/20	DNP																	
at Oregon	01/02/21	DNP																	
at Oregon State	01/04/21	DNP																	
vs. Washington	01/07/21	DNP																	
vs. Washington St.	01/09/21	DNP																	
at Utah	01/14/21	DNP																	
at Colorado	01/16/21	DNP																	
vs. UCLA	01/23/21	DNP																	
at Arizona	01/28/21	DNP																	
at Arizona State	01/30/21	DNP																	
vs. USC	02/02/21	DNP																	
at California	02/04/21	DNP																	
vs. California	02/07/21	DNP																	
vs. Colorado	02/11/21	DNP																	
vs. Utah	02/13/21	DNP																	
at Washington	02/18/21		2	1-1	1.000	0-0	.000	0-0	.000	0/0/0	0.5	0	0	0/0	0	0	2	2.5	
at Washington St.	02/20/21	DNP																	

### CAREER STATS

YEAR	GP	GS	MIN	AVG	FG	FGA	Pct	3-POINT			FT	FTA	Pct	REBOUNDING					PF	FO	AST	TO	BLK	STL	PTS	AVG	
								FG	FGA	Pct				OFF	DEF	Tot	Avg										
2020-21	2	0	5	2.5	2	2	1.000	1	1	1.000	0	0	.000	0	1	1	0.5	0	0	0	0	0	0	0	0	5	2.5
<b>TOTAL</b>	<b>2</b>	<b>0</b>	<b>5</b>	<b>2.5</b>	<b>2</b>	<b>2</b>	<b>1.000</b>	<b>1</b>	<b>1</b>	<b>1.000</b>	<b>0</b>	<b>0</b>	<b>.000</b>	<b>0</b>	<b>1</b>	<b>1</b>	<b>0.5</b>	<b>0</b>	<b>0</b>	<b>0</b>	<b>0</b>	<b>0</b>	<b>0</b>	<b>0</b>	<b>5</b>	<b>2.5</b>	



# #1 DAEJON DAVIS

Senior | Captain | Guard | 6-3 | 190  
Seattle, Wash. | Garfield | Communication

### Three things to know...

- 1: Elite defender and playmaker - consensus top-60 recruit in 2017
- 2: Holds Stanford's freshman record for assists (160), topping the mark set by Brevin Knight in 1993-94
- 3: On track to be a four-year starter - would become 11th player in program history to start 100 career games.

**Career Accolades:** 2019-20 Preseason All-Pac-12 second team ... 2018 Pac-12 All-Freshman Team ... Pac-12 Player of the Week (Jan. 15, 2018)

**Trending:** Ranks sixth in program history with 425 career assists, 49 shy of moving into the top five ... Fifth in program history in career steals with 146, 11 shy of passing Todd Lichti for fourth ... 55 steals last season is T-7th for most in a single season by a Stanford player ... 49th Stanford player to reach 1,000 career points, currently ranks 42nd all-time at Stanford in scoring ... Averaging 9.7 points and 4.3 assists per game over last three outings.

### DAVIS' CAREER HIGHS

Points..... 23, at UCLA 1/27/18  
FG..... 9, at UCLA 1/27/18  
FGA..... 19, at UCLA, 1/27/18  
3FG..... 3, five times  
3FGA..... 7, twice  
FT..... 8, twice  
FTA..... 12, vs. Oregon State 2/1/18  
Rebounds..... 10, twice  
Assists..... 11, vs. UCLA 2/6/19  
Blocks..... 2, twice  
Steals..... 5, three times  
Minutes..... 45, vs. UCLA 1/4/18

### DAVIS' SEASON HIGHS

Points..... 19, at Utah 1/14/21  
FG..... 6, vs. North Carolina 12/1/20  
FGA..... 15, vs. Indiana 12/2/20  
3FG..... 3, at Utah 1/14/21  
3FGA..... 6, vs. Indiana 12/2/20  
FT..... 8, at Utah 1/14/21  
FTA..... 11, at Utah 1/14/21  
Rebounds..... 7, at North Carolina A&T 12/6/20  
Assists..... 7, vs. Arizona 12/19/20  
Blocks..... -  
Steals..... 4 vs. North Carolina 12/1/20  
Minutes..... 39, vs. North Carolina 12/1/20

### FAST FIVE

**Nicknames:** Zoc, Dae, Swaggy D, Jon Jon

**Most people might not know:** If I could be one animal, I would be a wolf, just to be a part of the pack.

**Favorite class at Stanford:** Drawing 1

**Significance behind jersey number:** Mentor, Mitch Johnson, wore No. 1 when he played at Stanford (2006-09)

**First basketball interest:** Mom surprised him one day with tickets to a Seattle Sonics game against LeBron James and the Cleveland Cavaliers

### 2020-21 GAME-BY-GAME

Opponent	Date	GS	Min	FG-FGA	Pct	3FG-FGA	Pct	FT-FTA	Pct	O/D/T	Avg	PF	FO	A/T	B	S	P	Avg
vs. Alabama	11/30/20	*	34	4-9	.444	1-2	.500	4-5	.800	2/2/4	4.0	0	0	4/3	0	1	13	13.0
vs North Carolina	12/01/20	*	39	6-13	.462	1-2	.500	5-5	1.000	0/4/4	4.0	3	0	4/2	0	4	18	15.5
vs Indiana	12/02/20	*	36	5-15	.333	2-6	.333	6-8	.750	1/3/4	4.0	3	0	0/1	0	1	18	16.3
at N.C. A&T	12/06/20	*	25	4-8	.500	1-5	.200	0-0	.000	1/6/7	4.8	1	0	4/2	0	0	9	14.5
at CSUN	12/15/20	DNP																
vs. Arizona	12/19/20	*	27	5-9	.556	0-2	.000	1-2	.500	0/2/2	4.2	1	0	7/3	0	1	11	13.8
vs. CSU Bakersfield	12/21/20	DNP																
at Oregon	01/02/21	DNP																
at Oregon State	01/04/21	DNP																
vs. Washington	01/07/21	DNP																
vs. Washington St.	01/09/21	DNP																
at Utah	01/14/21	*	25	4-11	.364	3-6	.500	8-11	.727	1/4/5	4.3	5	1	2/2	0	3	19	14.7
at Colorado	01/16/21	*	23	1-5	.200	0-3	.000	2-2	1.000	1/2/3	4.1	2	0	0/3	0	0	4	13.1
vs. UCLA	01/23/21	DNP																
at Arizona	01/28/21	DNP																
at Arizona State	01/30/21	DNP																
vs. USC	02/02/21	DNP																
at California	02/04/21	DNP																
vs. California	02/07/21	DNP																
vs. Colorado	02/11/21	DNP																
vs. Utah	02/13/21		25	3-6	.500	1-3	.333	0-0	.000	0/2/2	3.9	2	0	5/1	0	0	7	12.4
at Washington	02/18/21		26	5-7	.714	0-1	.000	2-2	1.000	0/1/1	3.6	1	0	4/2	0	1	12	12.3
at Washington St.	02/20/21		28	4-7	.571	2-2	1.000	0-0	.000	0/4/4	3.6	5	1	4/6	0	1	10	12.1

### CAREER STATS

YEAR	GP	GS	MIN	AVG	FG	FGA	PCT	3-POINT			FT	FTA	PCT	REBOUNDING					PF	FO	AST	TO	BLK	STL	PTS	AVG
								FG	FGA	PCT				OFF	DEF	TOT	AVG									
2017-18	33	33	1013	30.7	117	249	.470	25	62	.403	93	138	.674	24	120	144	4.4	82	3	160	132	6	40	352	10.7	
2018-19	26	25	787	30.3	98	230	.426	28	82	.341	72	95	.758	15	63	78	3.0	69	1	114	82	7	39	296	11.4	
2019-20	32	31	1051	32.8	108	263	.411	28	87	.322	38	60	.633	13	90	103	3.2	74	0	117	84	12	55	282	8.8	
2020-21	10	6	288	28.8	41	90	.456	11	32	.344	28	35	.800	6	30	36	3.6	23	2	34	25	0	12	121	12.1	
<b>TOTAL</b>	<b>101</b>	<b>95</b>	<b>3139</b>	<b>31.1</b>	<b>364</b>	<b>832</b>	<b>.438</b>	<b>92</b>	<b>263</b>	<b>.350</b>	<b>231</b>	<b>328</b>	<b>.704</b>	<b>58</b>	<b>303</b>	<b>361</b>	<b>3.6</b>	<b>248</b>	<b>6</b>	<b>425</b>	<b>323</b>	<b>25</b>	<b>146</b>	<b>1051</b>	<b>10.4</b>	



## #2 BRYCE WILLS

Junior | Captain | Guard | 6-6 | 205  
White Plains, N.Y. | Iona Prep | Sociology

### Three things to know...

- 1: Versatile, boucy guard - can play & defend 1-4. Came to Stanford as a four-star recruit
- 2: One of the top defensive players in the country. Pac-12 All-Defensive Team in 2020
- 3: Part of Cardinal BLCK on campus - a group of student-athletes dedicated to promoting social justice, highlighting the community and serving those in need

**Career Accolades:** 2020 Pac-12 All-Defensive Team ... 2020 Pac-12 Academic Honor Roll ... 2020 NABC Honors Court.

**Trending:** Scored in double figures twice in three outings at the Maui Invitational ... Stanford is 7-1 when Wills dishes at least two assists ... Tallied a steal in nine of last 10 appearances, averaging 1.2 per game this season ... Went viral last Thursday with massive poster dunk over Washington's 7-4 Riley Sorn.

### WILLS' CAREER HIGHS

Points .....25, vs. Arizona 2/15/20  
FG .....10, vs. Arizona 2/15/20  
FGA ..... 13, three times  
3FG ..... 2, three times  
3FGA .....4, vs. Long Beach St. 11/12/19  
FT .....5, vs. Arizona 2/15/20  
FTA .....10, vs. CSU Bakersfield 12/21/20  
Rebounds .....9, vs. California 3/7/19  
Assists .....6, at Oregon 1/2/21  
Blocks ..... 3, vs. Oregon 2/1/20  
Steals .....4, twice  
Minutes .....38, twice

### WILLS' SEASON HIGHS

Points ..... 15, vs. Alabama 11/30/20  
FG ..... 7, vs. Alabama 11/30/20  
FGA .....13, vs. Arizona 12/19/20  
3FG ..... 1, vs. Alabama 11/30/20  
3FGA ..... 2, twice  
FT .....4, vs. CSU Bakersfield 12/21/20  
FTA .....10, vs. CSU Bakersfield 12/21/20  
Rebounds .....8, at CSUN 12/15/20  
Assists .....6, at Oregon 1/2/21  
Blocks ..... 2, vs. CSU Bakersfield 12/21/20  
Steals ..... 3, twice  
Minutes .....37, at CSUN 12/15/20

### FAST FIVE

**Nickname:** B-Wills, Beasty

**Favorite class at Stanford:** Introduction to Finance and Investment

**Working on specific area of his game:** Gaining weight and my body, along with the consistency of my jumper.

**Most people might not know:** In elementary school, I played the violin, saxophone and piano.

**Favorite TV show:** If Game of Thrones is ruled out because it ended, I would choose Power or The 100.


### 2020-21 GAME-BY-GAME

Opponent	Date	GS	Min	FG-FGA	Pct	3FG-FGA	Pct	FT-FTA	Pct	O/D/T	Avg	PF	FO	A/T	B	S	P	Avg
vs. Alabama	11/30/20	*	31	7-12	.583	1-2	.500	0-4	.000	0/6/6	6.0	2	0	2/3	0	0	15	15.0
vs North Carolina	12/01/20	*	36	5-9	.556	0-1	.000	2-4	.500	0/1/1	3.5	2	0	1/1	1	3	12	13.5
vs Indiana	12/02/20	*	27	1-4	.250	0-0	.000	0-1	.000	0/3/3	3.3	2	0	1/2	0	1	2	9.7
at N.C. A&T	12/06/20	*	16	2-3	.667	0-0	.000	0-0	.000	0/3/3	3.3	1	0	4/1	0	0	4	8.3
at CSUN	12/15/20	*	37	3-3	1.000	0-0	.000	3-7	.429	2/6/8	4.2	3	0	2/5	0	1	9	8.4
vs. Arizona	12/19/20	*	35	5-13	.385	0-0	.000	3-6	.500	3/4/7	4.7	1	0	4/3	0	1	13	9.2
vs. CSU Bakersfield	12/21/20	*	30	5-7	.714	0-0	.000	4-10	.400	0/7/7	5.0	2	0	3/2	2	3	14	9.9
at Oregon	01/02/21	*	36	5-9	.556	0-2	.000	2-2	1.000	0/4/4	4.9	3	0	6/3	1	1	12	10.1
at Oregon State	01/04/21	*	4	1-1	1.000	0-0	.000	1-1	1.000	0/0/0	4.3	0	0	0/1	0	1	3	9.3
vs. Washington	01/07/21	DNP																
vs. Washington St.	01/09/21	DNP																
at Utah	01/14/21	DNP																
at Colorado	01/16/21	DNP																
vs. UCLA	01/23/21	DNP																
at Arizona	01/28/21	DNP																
at Arizona State	01/30/21	DNP																
vs. USC	02/02/21	DNP																
at California	02/04/21	DNP																
vs. California	02/07/21		15	3-3	1.000	0-0	.000	0-2	.000	0/1/1	4.0	0	0	2/1	0	1	6	9.0
vs. Colorado	02/11/21		25	2-4	.500	0-0	.000	0-0	.000	0/4/4	4.0	1	0	1/1	0	1	4	8.5
vs. Utah	02/13/21		29	3-5	.600	0-1	.000	0-4	.000	0/1/1	3.8	0	0	3/1	0	2	6	8.3
at Washington	02/18/21		19	2-3	.667	0-0	.000	0-2	.000	0/4/4	3.8	0	0	1/4	1	0	4	8.0
at Washington St.	02/20/21		27	2-5	.400	0-1	.000	0-0	.000	0/1/1	3.6	0	0	0/2	0	2	4	7.7

### CAREER STATS

YEAR	GP	GS	MIN	AVG	FG	FGA	PCT	3-POINT			FT	FTA	PCT	REBOUNDING				PF	FO	AST	TO	BLK	STL	PTS	AVG
								FG	FGA	PCT				OFF	DEF	TOT	AVG								
2018-19	30	23	753	25.1	66	155	.426	8	30	.267	40	72	.556	23	83	106	3.5	56	1	60	65	17	29	180	6.0
2019-20	31	31	910	29.4	97	208	.466	5	34	.147	43	71	.606	10	113	123	4.0	63	0	61	57	22	29	242	7.8
2020-21	14	9	367	26.2	46	81	.568	1	7	.143	15	43	.349	5	45	50	3.6	17	0	30	30	5	17	108	7.7
<b>TOTAL</b>	<b>75</b>	<b>63</b>	<b>2030</b>	<b>27.1</b>	<b>209</b>	<b>444</b>	<b>.471</b>	<b>14</b>	<b>71</b>	<b>.197</b>	<b>98</b>	<b>186</b>	<b>.527</b>	<b>38</b>	<b>241</b>	<b>279</b>	<b>3.7</b>	<b>136</b>	<b>1</b>	<b>151</b>	<b>152</b>	<b>44</b>	<b>75</b>	<b>530</b>	<b>7.1</b>





## #3 ZIAIRE WILLIAMS

Freshman | Forward | 6-8 | 185

Lancaster, Calif. | Sierra Canyon | Undeclared

### Three things to know...

1: Top small forward prospect in the class of 2020, and a consensus top-five recruit nationally. Highest-rated prospect to choose Stanford in program history.

2: Versatile, three-level scorer and defender. Led Sierra Canyon to CIF-SS Open Division title as a senior.

3: Selected as a McDonalds All-American, and was set to participate at the Jordan Brand Classic, Nike Hoop Summit and Iverson Classic in 2020.

**Career Accolades:** Naismith and Wooden Trophy Watch Lists ... Julius Erving Small Forward of the Year Top-10 Finalist ... 2020-21 Preseason All-Pac-12 first team ... Pac-12 Freshman of the Week (Dec. 21) ... Naismith Trophy Player of the Week (Jan. 11).

**Trending:** Opened with 19-point outburst against Alabama, most points in a Stanford debut since 1977, second-most all-time ... Second triple-double in program history vs. Washington, one of 14 players nationally to post a triple-double this season ... Six games with at least 16 points.

### WILLIAMS' CAREER HIGHS

Points ..... 19, vs. Alabama 11/30/20  
 FG ..... 8, vs. Alabama 11/30/20  
 FGA ..... 15, vs. Alabama 11/30/20  
 3FG ..... 4, at Utah 1/14/21  
 3FGA ..... 8, at Utah 1/14/21  
 FT ..... 9, vs. CSU Bakersfield 12/21/20  
 FTA ..... 10, vs. CSU Bakersfield 12/21/20  
 Rebounds ..... 12, vs. Washington 1/7/21  
 Assists ..... 10, vs. Washington 1/7/21  
 Blocks ..... 2, three times  
 Steals ..... 2, five times  
 Minutes ..... 36, vs. CSU Bakersfield 12/21/20

### WILLIAMS' SEASON HIGHS

Points ..... 19, vs. Alabama 11/30/20  
 FG ..... 8, vs. Alabama 11/30/20  
 FGA ..... 15, twice  
 3FG ..... 4, at Utah 1/14/21  
 3FGA ..... 8, at Utah 1/14/21  
 FT ..... 9, vs. CSU Bakersfield 12/21/20  
 FTA ..... 10, vs. CSU Bakersfield 12/21/20  
 Rebounds ..... 12, vs. Washington 1/7/21  
 Assists ..... 10, vs. Washington 1/7/21  
 Blocks ..... 2, three times  
 Steals ..... 2, five times  
 Minutes ..... 36, vs. CSU Bakersfield 12/21/20

### FAST FIVE

**Why Stanford?** Best of both worlds. The opportunity to be set up for life through Stanford's alumni and connections, while still achieving all my goals on the court.

**What inspires you?** My family

**Favorite TV show:** Spongebob Squarepants

**Favorite Album:** Graduation, by Kanye West

**Something people might not know:** I love to jet ski, and would almost consider myself a pro

### 2020-21 GAME-BY-GAME

Opponent	Date	GS	Min	FG-FGA	Pct	3FG-FGA	Pct	FT-FTA	Pct	O/D/T	Avg	PF	FO	A/T	B	S	P	Avg
vs. Alabama	11/30/20	*	29	8-15	.533	3-5	.600	0-0	.000	0/8/8	8.0	3	0	3/6	0	1	19	19.0
vs North Carolina	12/01/20	*	30	4-9	.444	2-4	.500	0-0	.000	2/2/4	6.0	4	0	1/3	1	2	10	14.5
vs Indiana	12/02/20	*	23	1-10	.100	0-5	.000	2-2	1.000	0/4/4	5.3	5	1	0/1	2	1	4	11.0
at N.C. A&T	12/06/20	*	26	2-12	.167	0-5	.000	2-2	1.000	2/8/10	6.5	1	0	2/1	0	0	6	9.8
at CSUN	12/15/20	*	29	5-12	.417	0-1	.000	2-2	1.000	1/5/6	6.4	2	0	2/3	1	1	12	10.2
vs. Arizona	12/19/20	*	35	5-11	.455	3-5	.600	3-4	.750	0/2/2	5.7	3	0	4/2	0	0	16	11.2
vs. CSU Bakersfield	12/21/20	*	36	4-12	.333	0-2	.000	9-10	.900	1/6/7	5.9	2	0	3/6	0	0	17	12.0
at Oregon	01/02/21	*	34	3-12	.250	1-5	.200	3-4	.750	0/5/5	5.8	2	0	2/3	0	2	10	11.8
at Oregon State	01/04/21	*	25	2-7	.286	2-5	.400	0-0	.000	0/4/4	5.6	4	0	3/2	0	0	6	11.1
vs. Washington	01/07/21	*	35	4-9	.444	1-3	.333	3-4	.750	3/9/12	6.2	1	0	10/7	2	2	12	11.2
vs. Washington St.	01/09/21	*	32	5-10	.500	0-3	.000	6-8	.750	0/3/3	5.9	1	0	2/1	0	2	16	11.6
at Utah	01/14/21	*	31	4-13	.308	4-8	.500	5-6	.833	0/4/4	5.8	5	1	2/4	1	1	17	12.1
at Colorado	01/16/21	*	34	7-15	.467	2-5	.400	1-1	1.000	1/4/5	5.7	1	0	2/6	1	2	17	12.5
vs. UCLA	01/23/21	DNP																
at Arizona	01/28/21	DNP																
at Arizona State	01/30/21	DNP																
vs. USC	02/02/21	DNP																
at California	02/04/21	DNP																
vs. California	02/07/21	DNP																
vs. Colorado	02/11/21		29	3-8	.375	1-5	.200	0-0	.000	0/3/3	5.5	1	0	1/3	1	0	7	12.1
vs. Utah	02/13/21		10	3-4	.750	0-0	.000	0-0	.000	0/4/4	5.4	3	0	1/2	0	1	6	11.7
at Washington	02/18/21		22	4-6	.667	0-0	.000	1-2	.500	0/3/3	5.3	0	0	2/0	2	0	9	11.5
at Washington St.	02/20/21		20	1-8	.125	0-3	.000	0-0	.000	0/1/1	5.0	1	0	1/1	0	0	2	10.9

### CAREER STATS

YEAR	GP	GS	MIN	AVG	FG	FGA	PCT	3-POINT			FT	FTA	PCT	REBOUNDING					PF	FO	AST	TO	BLK	STL	PTS	AVG
								FG	FGA	PCT				OFF	DEF	TOT	AVG									
2020-21	17	13	480	28.2	65	173	.376	19	64	.297	37	45	.822	10	75	85	5.0	39	2	41	51	11	15	186	10.9	
<b>TOTAL</b>	<b>17</b>	<b>13</b>	<b>480</b>	<b>28.2</b>	<b>65</b>	<b>173</b>	<b>.376</b>	<b>19</b>	<b>64</b>	<b>.297</b>	<b>37</b>	<b>45</b>	<b>.822</b>	<b>10</b>	<b>75</b>	<b>85</b>	<b>5.0</b>	<b>39</b>	<b>2</b>	<b>41</b>	<b>51</b>	<b>11</b>	<b>15</b>	<b>186</b>	<b>10.9</b>	



## #5 MICHAEL O'CONNELL

Freshman | Guard | 6-2 | 185

Mineola, N.Y. | Blair Academy (N.J.) | Undeclared

### Three things to know...

1: First prospect since recruiting databases began to be rated a top-100 recruit in both basketball (247 Sports) and lacrosse (Inside Lacrosse)

2: Was committed to Maryland for lacrosse before electing to play basketball at Stanford

3: Averaged 18 points, five rebounds and five assists per game as a senior for Blair Academy

**Career Accolades:** Pac-12 Freshman of the Week (Feb. 1, 2021)

**Trending:** First Stanford player with at least 12 points, seven rebounds and eight assists (vs. Oregon State) in a game since Brevin Knight had 18-7-10 on March 14, 1997 (joined by Ziaire Williams vs. Washington) ... Averaging 8.9 points, 4.3 rebounds, 3.9 assists and 1.7 steals while posting a 2.4:1 assist-to-turnover ratio over the last 15 games ... In double figures six of the last nine games ... Nine games with multiple steals.

### O'CONNELL'S CAREER HIGHS

Points ..... 20, vs. USC 2/2/21  
 FG ..... 7, twice  
 FGA ..... 12, vs. USC 2/2/21  
 3FG ..... 2, twice  
 3FGA ..... 5, vs. USC 2/2/21  
 FT ..... 8, at Arizona State 1/30/21  
 FTA ..... 8, at Arizona State 1/30/21  
 Rebounds ..... 9, vs. California 2/7/21  
 Assists ..... 8, at Oregon State 1/4/21  
 Blocks ..... 1, three times  
 Steals ..... 4, at Washington 2/18/21  
 Minutes ..... 52, at Washington State 2/20/21

### O'CONNELL'S SEASON HIGHS

Points ..... 20, vs. USC 2/2/21  
 FG ..... 7, twice  
 FGA ..... 12, vs. USC 2/2/21  
 3FG ..... 2, twice  
 3FGA ..... 5, vs. USC 2/2/21  
 FT ..... 8, at Arizona State 1/30/21  
 FTA ..... 8, at Arizona State 1/30/21  
 Rebounds ..... 9, vs. California 2/7/21  
 Assists ..... 8, at Oregon State 1/4/21  
 Blocks ..... 1, three times  
 Steals ..... 4, at Washington 2/18/21  
 Minutes ..... 52, at Washington State 2/20/21

### FAST FIVE

**Why Stanford?** To play under Coach Haase & the staff, while also receiving a world class education.

**Nickname:** OC

**Favorite Movie:** Inception

**Favorite Album:** Take Care, by Drake


**First Basketball Experience:** While my brother was at a camp at a nearby gym, I would sit on the sideline dribbling a ball & watching the workouts

### 2020-21 GAME-BY-GAME

Opponent	Date	GS	Min	FG-FGA	Pct	3FG-FGA	Pct	FT-FTA	Pct	O/D/T	Avg	PF	FO	A/T	B	S	P	Avg
vs. Alabama	11/30/20		4	1-1	1.000	1-1	1.000	0-0	.000	0/0/0	0.0	1	0	0/2	0	0	3	3.0
vs. North Carolina	12/01/20	DNP																
vs. Indiana	12/02/20		2	0-0	.000	0-0	.000	0-0	.000	0/0/0	0.0	0	0	0/0	0	0	0	1.5
at N.C. A&T	12/06/20		14	2-7	.286	1-3	.333	2-2	1.000	2/2/4	1.3	0	0	1/0	1	1	7	3.3
at CSUN	12/15/20	*	14	1-2	.500	0-1	.000	0-0	.000	1/0/1	1.3	1	0	2/1	0	0	2	3.0
vs. Arizona	12/19/20	DNP																
vs. CSU Bakersfield	12/21/20		8	0-2	.000	0-1	.000	0-0	.000	0/0/0	1.0	1	0	0/2	0	0	0	2.4
at Oregon	01/02/21		3	0-0	.000	0-0	.000	0-0	.000	0/0/0	0.8	0	0	0/1	0	0	0	2.0
at Oregon State	01/04/21		30	4-7	.571	0-1	.000	4-5	.800	2/5/7	1.7	2	0	8/0	1	0	12	3.4
vs. Washington	01/07/21	*	37	3-7	.429	1-2	.500	4-4	1.000	0/3/3	1.9	1	0	5/0	0	2	11	4.4
vs. Washington St.	01/09/21	*	32	3-5	.600	1-3	.333	0-0	.000	0/1/1	1.8	2	0	1/0	0	2	7	4.7
at Utah	01/14/21	*	30	0-4	.000	0-0	.000	2-2	1.000	1/4/5	2.1	2	0	2/3	0	1	2	4.4
at Colorado	01/16/21	*	23	0-1	.000	0-1	.000	0-0	.000	0/4/4	2.3	1	0	2/1	0	1	0	4.0
vs. UCLA	01/23/21	*	41	2-8	.250	1-4	.250	0-0	.000	0/3/3	2.3	3	0	5/0	0	2	5	4.1
at Arizona	01/28/21	*	37	5-6	.833	1-2	.500	3-4	.750	0/3/3	2.4	0	0	4/0	0	2	14	4.8
at Arizona State	01/30/21	*	31	2-6	.333	0-3	.000	8-8	1.000	0/4/4	2.5	5	1	3/1	0	3	12	5.4
vs. USC	02/02/21	*	38	7-12	.583	2-5	.400	4-4	1.000	2/4/6	2.7	1	0	4/4	0	1	20	6.3
at California	02/04/21	*	31	0-2	.000	0-0	.000	3-4	.750	0/2/2	2.7	3	0	4/3	0	0	3	6.1
vs. California	02/07/21	*	32	4-5	.800	0-0	.000	3-5	.600	1/8/9	3.1	1	0	2/3	0	2	11	6.4
vs. Colorado	02/11/21	*	34	1-5	.200	0-1	.000	0-0	.000	0/4/4	3.1	0	0	3/1	0	1	2	6.2
vs. Utah	02/13/21	*	26	4-7	.571	0-1	.000	3-5	.600	1/3/4	3.2	1	0	3/0	1	2	11	6.4
at Washington	02/18/21	*	33	3-5	.600	1-1	1.000	0-0	.000	0/3/3	3.2	3	0	5/3	0	4	7	6.5
at Washington St.	02/20/21	*	52	7-11	.636	2-4	.500	1-4	.250	0/6/6	3.3	2	0	7/5	0	2	17	7.0

### CAREER STATS

YEAR	GP	GS	MIN	AVG	FG	FGA	PCT	3-POINT			FT	FTA	PCT	REBOUNDING				PF	FO	AST	TO	BLK	STL	PTS	AVG
								FG	FGA	PCT				OFF	DEF	TOT	AVG								
2020-21	21	15	552	26.3	49	103	.476	11	34	.324	37	47	.787	10	59	69	3.3	30	1	61	30	3	26	146	7.0
<b>TOTAL</b>	<b>21</b>	<b>15</b>	<b>552</b>	<b>26.3</b>	<b>49</b>	<b>103</b>	<b>.476</b>	<b>11</b>	<b>34</b>	<b>.324</b>	<b>37</b>	<b>47</b>	<b>.787</b>	<b>10</b>	<b>59</b>	<b>69</b>	<b>3.3</b>	<b>30</b>	<b>1</b>	<b>61</b>	<b>30</b>	<b>3</b>	<b>26</b>	<b>146</b>	<b>7.0</b>



# #10 MAX MURRELL

Freshman | Forward | 6-9 | 210

Omaha, Neb. | Millard North | Undeclared

### Three things to know...

- 1: 247Sports (#79) and Rivals (#116) four-star recruit. Ranked 14th and 23rd nationally at his position, respectively.
- 2: Reached Nebraska state championship game with Millard North. Broke school record for blocks in a game, season and career, and career field goal percentage.
- 3: Selected Stanford over Creighton, Iowa, Minnesota and TCU.

**Trending:** Only three players nationally have more made free throws this season without a miss: Bryce Aiken (Seton Hall, 23/23), Devin Tillis (UNLV, 17/17) and Nikola Djogo (Notre Dame, 16/16).

### FAST FIVE

**Why Stanford?** Because of the balance between high level academics and athletics

**Significance of jersey number:** My cousin wore #10 in college, and I looked up to him a lot

**Favorite Movie:** Deadpool

**Favorite Album:** Death Race for Love, by Juice WRLD

**What he's working on:** A lot on his perimeter game - outside shooting and ball handling

### MURRELL'S CAREER HIGHS

Points ..... 8, at North Carolina A&T 12/6/20  
 FG ..... 3, twice  
 FGA ..... 5, at North Carolina A&T 12/6/20  
 3FG ..... 1, at North Carolina A&T 12/6/20  
 3FGA ..... 2, vs. Colorado 2/11/21  
 FT ..... 4, vs. Alabama 11/30/20  
 FTA ..... 4, vs. Alabama 11/30/20  
 Rebounds ..... 3, at North Carolina A&T 12/6/20  
 Assists ..... 1, vs. Utah 2/13/21  
 Blocks ..... 1, five times  
 Steals ..... 1, four times  
 Minutes ..... 21, at Colorado 1/16/21

### MURRELL'S SEASON HIGHS

Points ..... 8, at North Carolina A&T 12/6/20  
 FG ..... 3, twice  
 FGA ..... 5, at North Carolina A&T 12/6/20  
 3FG ..... 1, at North Carolina A&T 12/6/20  
 3FGA ..... 2, vs. Colorado 2/11/21  
 FT ..... 4, vs. Alabama 11/30/20  
 FTA ..... 4, vs. Alabama 11/30/20  
 Rebounds ..... 3, at North Carolina A&T 12/6/20  
 Assists ..... 1, vs. Utah 2/13/21  
 Blocks ..... 1, five times  
 Steals ..... 1, four times  
 Minutes ..... 21, at Colorado 1/16/21

### 2020-21 GAME-BY-GAME

Opponent	Date	GS	Min	FG-FGA	Pct	3FG-FGA	Pct	FT-FTA	Pct	O/D/T	Avg	PF	FO	A/T	B	S	P	Avg
vs. Alabama	11/30/20		7	1-1	1.000	0-0	.000	4-4	1.000	0/2/2	2.0	0	0	0/1	0	0	6	6.0
vs North Carolina	12/01/20		5	0-1	.000	0-1	.000	0-0	.000	0/0/0	1.0	0	0	0/1	0	0	0	3.0
vs Indiana	12/02/20		2	0-1	.000	0-0	.000	0-0	.000	0/0/0	0.7	0	0	0/0	0	0	0	2.0
at N.C. A&T	12/06/20		7	3-5	.600	1-1	1.000	1-1	1.000	2/1/3	1.3	2	0	0/0	1	0	8	3.5
at CSUN	12/15/20		8	0-1	.000	0-1	.000	0-0	.000	0/0/0	1.0	1	0	0/0	0	0	0	2.8
vs. Arizona	12/19/20	DNP																
vs. CSU Bakersfield	12/21/20		1	0-0	.000	0-0	.000	0-0	.000	0/0/0	0.8	1	0	0/1	0	0	0	2.3
at Oregon	01/02/21		2	0-0	.000	0-0	.000	0-0	.000	0/0/0	0.7	0	0	0/0	0	0	0	2.0
at Oregon State	01/04/21	DNP																
vs. Washington	01/07/21		9	2-2	1.000	0-0	.000	2-2	1.000	0/2/2	0.9	0	0	0/1	0	1	6	2.5
vs. Washington St.	01/09/21	DNP																
at Utah	01/14/21		7	1-2	.500	0-0	.000	0-0	.000	0/0/0	0.8	1	0	0/1	1	0	2	2.4
at Colorado	01/16/21		21	1-1	1.000	0-0	.000	3-3	1.000	0/0/0	0.7	2	0	0/0	1	0	5	2.7
vs. UCLA	01/23/21		9	0-0	.000	0-0	.000	0-0	.000	0/2/2	0.8	0	0	0/2	0	0	0	2.5
at Arizona	01/28/21	DNP																
at Arizona State	01/30/21		3	0-0	.000	0-0	.000	2-2	1.000	1/0/1	0.8	0	0	0/0	0	0	2	2.4
vs. USC	02/02/21	DNP																
at California	02/04/21		14	3-4	.750	0-0	.000	0-0	.000	0/1/1	0.8	0	0	0/1	1	1	6	2.7
vs. California	02/07/21		8	0-0	.000	0-0	.000	2-2	1.000	0/0/0	0.8	2	0	0/0	0	0	2	2.6
vs. Colorado	02/11/21		3	1-3	.333	0-2	.000	0-0	.000	0/0/0	0.7	1	0	0/0	0	1	2	2.6
vs. Utah	02/13/21		11	1-1	1.000	0-0	.000	0-0	.000	0/1/1	0.8	3	0	1/0	0	0	2	2.6
at Washington	02/18/21		5	0-2	.000	0-1	.000	0-0	.000	1/1/2	0.8	0	0	0/0	1	0	0	2.4
at Washington St.	02/20/21		7	0-1	.000	0-0	.000	0-0	.000	0/1/1	0.8	1	0	0/0	0	1	0	2.3

### CAREER STATS

YEAR	GP	GS	MIN	AVG	FG	FGA	PCT	3-POINT			FT	FTA	PCT	REBOUNDING				PF	FO	AST	TO	BLK	STL	PTS	AVG
								FG	FGA	PCT				OFF	DEF	TOT	AVG								
2020-21	18	0	129	7.2	13	25	.520	1	6	.167	14	14	1.000	4	11	15	0.8	14	0	1	8	5	4	41	2.3
<b>TOTAL</b>	<b>18</b>	<b>0</b>	<b>129</b>	<b>7.2</b>	<b>13</b>	<b>25</b>	<b>.520</b>	<b>1</b>	<b>6</b>	<b>.167</b>	<b>14</b>	<b>14</b>	<b>1.000</b>	<b>4</b>	<b>11</b>	<b>15</b>	<b>0.8</b>	<b>14</b>	<b>0</b>	<b>1</b>	<b>8</b>	<b>5</b>	<b>4</b>	<b>41</b>	<b>2.3</b>



# #11 JAIDEN DELAIRE

Junior | Forward | 6-9 | 210

North Granby, Conn. | Granby Memorial | Communication

### Three things to know...

- 1: Can play both forward positions, athletic driver with a 7-2 wingspan
- 2: Was a consensus top-100 prospect before reclassifying to 2018
- 3: Picked Stanford over UCLA and Georgetown

**Trending:** Averaging 14.0 points and 4.1 rebounds per game in Pac-12 play, and 15.1 points and 3.8 rebounds over the last 15 games ... Ranks 13th in scoring, 13th in FG% in the Pac-12 in conference play ... Three-straight 20-point outings from Jan. 28-Feb. 2, including a career-high 22 on Feb. 2 against USC ... In double figures in 10 of the last 11 and 13 out of the last 15 games.

### FAST FIVE

**Nickname:** Quis (middle name is Marquis)

**Favorite class at Stanford:** Frosh 101

**Significance behind jersey number:** Grandfather, Frank Mingel, ran track in high school wearing No. 11. Frank ran a 49-second 400 meters in high school.

**Most people might not know:** Really good in ceramics, pottery, sculpting

**Who/what inspires you:** Parents because of how hard they work to support my family and how much they believe in me.

### DELAIRE'S CAREER HIGHS

Points ..... 22, vs. USC 2/2/21  
 FG ..... 10, vs. USC 2/2/21  
 FGA ..... 16, vs. USC 2/2/21  
 3FG ..... 2, four times  
 3FGA ..... 4, three times  
 FT ..... 8, at Arizona State 1/30/21  
 FTA ..... 9, twice  
 Rebounds ..... 9, twice  
 Assists ..... 4, vs. UCLA 1/23/21  
 Blocks ..... 2, six times  
 Steals ..... 3, vs. California 2/7/21  
 Minutes ..... 39, vs. UCLA 1/23/21

### DELAIRE'S SEASON HIGHS

Points ..... 22, vs. USC 2/2/21  
 FG ..... 10, vs. USC 2/2/21  
 FGA ..... 16, vs. USC 2/2/21  
 3FG ..... 2, twice  
 3FGA ..... 4, twice  
 FT ..... 8, at Arizona State 1/30/21  
 FTA ..... 9, at Oregon State 1/4/21  
 Rebounds ..... 9, twice  
 Assists ..... 4, vs. UCLA 1/23/21  
 Blocks ..... 1, eight times  
 Steals ..... 3, vs. California 2/7/21  
 Minutes ..... 39, vs. UCLA 1/23/21

### 2020-21 GAME-BY-GAME

Opponent	Date	GS	Min	FG-FGA	Pct	3FG-FGA	Pct	FT-FTA	Pct	O/D/T	Avg	PF	FO	A/T	B	S	P	Avg
vs. Alabama	11/30/20		14	1-4	.250	0-0	.000	3-4	.750	1/0/1	1.0	2	0	2/0	0	2	5	5.0
vs. North Carolina	12/01/20	DNP																
vs. Indiana	12/02/20	DNP																
at NC A&T	12/06/20	DNP																
at CSUN	12/15/20		13	2-3	.667	0-0	.000	1-2	.500	0/4/4	2.5	0	0	0/1	0	1	5	5.0
vs. Arizona	12/19/20		15	2-3	.667	0-0	.000	1-2	.500	2/4/6	3.7	3	0	1/1	1	0	5	5.0
vs. CSU Bakersfield	12/21/20	*	15	4-6	.667	1-1	1.000	0-0	.000	1/3/4	3.8	4	0	1/2	1	0	9	6.0
at Oregon	01/02/21	*	25	2-7	.286	0-1	.000	3-4	.750	0/7/7	4.4	0	0	0/4	1	0	7	6.2
at Oregon State	01/04/21	*	28	6-11	.545	0-2	.000	7-9	.778	2/7/9	5.2	3	0	0/2	0	2	19	8.3
vs. Washington	01/07/21	*	24	9-14	.643	0-1	.000	3-3	1.000	3/6/9	5.7	3	0	1/5	0	0	21	10.1
vs. Washington St.	01/09/21	*	33	4-14	.286	0-4	.000	2-2	1.000	1/3/4	5.5	0	0	0/1	0	2	10	10.1
at Utah	01/14/21	*	27	3-5	.600	1-1	1.000	2-2	1.000	1/3/4	5.3	5	1	2/0	1	1	9	10.0
at Colorado	01/16/21	*	30	5-15	.333	1-1	1.000	2-2	1.000	1/2/3	5.1	3	0	0/0	1	0	13	10.3
vs. UCLA	01/23/21	*	39	6-14	.429	1-3	.333	6-8	.750	0/4/4	5.0	2	0	4/2	1	2	19	11.1
at Arizona	01/28/21	*	31	7-12	.583	1-1	1.000	6-8	.750	1/2/3	4.8	1	0	1/3	0	2	21	11.9
at Arizona State	01/30/21	*	32	6-11	.545	1-3	.333	8-8	1.000	0/5/5	4.8	4	0	0/8	1	0	21	12.6
vs. USC	02/02/21	*	32	10-16	.625	2-4	.500	0-1	.000	0/0/0	4.5	2	0	1/2	0	0	22	13.3
at California	02/04/21	*	34	5-7	.714	2-3	.667	2-5	.400	1/2/3	4.4	2	0	0/1	0	1	14	13.3
vs. California	02/07/21	*	32	3-9	.333	0-2	.000	4-6	.667	0/0/0	4.1	2	0	2/4	0	3	10	13.1
vs. Colorado	02/11/21	*	31	2-8	.250	0-1	.000	2-2	1.000	1/2/3	4.1	0	0	2/4	0	0	6	12.7
vs. Utah	02/13/21	*	25	5-11	.455	1-3	.333	0-0	.000	0/6/6	4.2	3	0	2/2	0	1	11	12.6
at Washington	02/18/21	*	22	6-11	.545	0-1	.000	3-4	.750	1/1/2	4.1	0	0	0/0	0	1	15	12.7
at Washington St.	02/20/21	*	39	6-11	.545	0-1	.000	3-4	.750	0/2/2	4.0	3	0	1/0	1	0	15	12.9

### CAREER STATS

YEAR	GP	GS	MIN	AVG	FG	FGA	PCT	3-POINT			FT	FTA	PCT	REBOUNDING				PF	FO	AST	TO	BLK	STL	PTS	AVG
								FG	FGA	PCT				OFF	DEF	TOT	AVG								
2018-19	31	2	393	12.7	41	118	.347	6	34	.176	29	48	.604	14	47	61	2.0	43	1	12	20	9	7	117	3.8
2019-20	31	1	521	16.8	71	149	.477	8	28	.286	40	58	.690	17	57	74	2.4	48	0	14	36	12	14	190	6.1
2020-21	20	17	541	27.1	94	192	.490	11	33	.333	58	76	.763	16	63	79	4.0	42	1	20	42	8	18	257	12.9
<b>TOTAL</b>	<b>82</b>	<b>20</b>	<b>1455</b>	<b>17.7</b>	<b>206</b>	<b>459</b>	<b>.449</b>	<b>25</b>	<b>95</b>	<b>.263</b>	<b>127</b>	<b>182</b>	<b>.698</b>	<b>47</b>	<b>167</b>	<b>214</b>	<b>2.6</b>	<b>133</b>	<b>2</b>	<b>46</b>	<b>98</b>	<b>29</b>	<b>39</b>	<b>564</b>	<b>6.9</b>





## #12 KEENAN FITZMORRIS

Redshirt Sophomore | Center | 7-0 | 230

Overland Park, Kan. | New Hampton School (N.H.) | Undeclared

### Three things to know...

1: Stretch five, redshirted 2018-19 season. Top-15 recruit at center by 247 Sports and Rivals

2: Plays the tuba

3: Sister, Audriana, class of 2020, played volleyball at Stanford, where she earned multiple All-America nods and won three national championships.

**Career Accolades:** 2020 Pac-12 Academic Honor Roll.

### FAST FIVE

**Most people might not know:** Has family in Peru and speaks some Spanish.

**Favorite class at Stanford:** Genes, Memes and Behavior, or Public Speaking

**Who/what inspires you:** I'm inspired by my family, and by people who have stood up for their beliefs and values despite adversity, such as Muhammad Ali, Mahatma Gandhi and Martin Luther King Jr.

**Significance behind jersey number:** In honor of his sister, Audriana Fitzmorris, an All-American on the Stanford women's volleyball team.

### FITZMORRIS' CAREER HIGHS

Points ..... 2, three times  
 FG ..... 1, three times  
 FGA ..... 4, vs. Long Beach St. 11/12/19  
 3FG .....  
 3FGA ..... 2, twice  
 FT .....  
 FTA ..... 1, vs. Maryland Eastern Shore 11/19/19  
 Rebounds ..... 2, twice  
 Assists .....  
 Blocks .....  
 Steals .....  
 Minutes ..... 5, twice

### FITZMORRIS' SEASON HIGHS

Points .....  
 FG .....  
 FGA .....  
 3FG .....  
 3FGA .....  
 FT .....  
 FTA .....  
 Rebounds ..... 1, vs. Washington State 1/9/21  
 Assists .....  
 Blocks .....  
 Steals .....  
 Minutes ..... 3, at North Carolina A&T 12/06/20

### 2020-21 GAME-BY-GAME

Opponent	Date	GS	Min	FG-FGA	Pct	3FG-FGA	Pct	FT-FTA	Pct	O/D/T	Avg	PF	FO	A/T	B	S	P	Avg
vs. Alabama	11/30/20		1	0-0	.000	0-0	.000	0-0	.000	0/0/0	0.0	0	0	0/0	0	0	0	0.0
vs. North Carolina	12/01/20	DNP																
vs. Indiana	12/02/20	DNP																
at N.C. A&T	12/06/20		3	0-0	.000	0-0	.000	0-0	.000	0/0/0	0.0	0	0	0/0	0	0	0	0.0
at CSUN	12/15/20	DNP																
vs. Arizona	12/19/20	DNP																
vs. CSU Bakersfield	12/21/20	DNP																
at Oregon	01/02/21	DNP																
at Oregon State	01/04/21	DNP																
vs. Washington	01/07/21		0	0-0	.000	0-0	.000	0-0	.000	0/0/0	0.0	0	0	0/0	0	0	0	0.0
vs. Washington St.	01/09/21		0	0-0	.000	0-0	.000	0-0	.000	0/1/1	0.3	0	0	0/0	0	0	0	0.0
at Utah	01/14/21	DNP																
at Colorado	01/16/21	DNP																
vs. UCLA	01/23/21	DNP																
at Arizona	01/28/21	DNP																
at Arizona State	01/30/21	DNP																
vs. USC	02/02/21	DNP																
at California	02/04/21	DNP																
vs. California	02/07/21	DNP																
vs. Colorado	02/11/21	DNP																
vs. Utah	02/13/21	DNP																
at Washington	02/18/21	DNP																
at Washington St.	02/20/21	DNP																

### CAREER STATS

YEAR	GP	GS	MIN	AVG	FG	FGA	PCT	3-POINT			FT	FTA	PCT	REBOUNDING					PF	FO	AST	TO	BLK	STL	PTS	AVG
								FG	FGA	PCT				OFF	DEF	TOT	AVG									
2019-20	13	0	25	1.9	3	11	.273	0	4	.000	0	1	.000	3	4	7	0.5	7	0	0	5	0	0	6	0.5	
2020-21	4	0	4	1.0	0	0	.000	0	0	.000	0	0	.000	0	1	1	0.3	0	0	0	0	0	0	0	0.0	
<b>TOTAL</b>	<b>17</b>	<b>0</b>	<b>29</b>	<b>1.7</b>	<b>3</b>	<b>11</b>	<b>.273</b>	<b>0</b>	<b>4</b>	<b>.000</b>	<b>0</b>	<b>1</b>	<b>.000</b>	<b>3</b>	<b>5</b>	<b>8</b>	<b>0.5</b>	<b>7</b>	<b>0</b>	<b>0</b>	<b>5</b>	<b>0</b>	<b>0</b>	<b>6</b>	<b>0.4</b>	



## #13 OSCAR DA SILVA

Senior | Captain | Forward | 6-9 | 230

Munich, Germany | Ludwig Gymnasium | Biology

### Three things to know...

- 1: Skilled forward who can defend multiple positions and stretch range to 3-point line
- 2: Stanford's leading scorer and rebounder in 2019-20. On every national player of the year watch list.
- 3: Studying in stem cell research lab with Dr. Michael Longaker, presented research at a conference

**Career Accolades:** 2020 Naismith and Wooden Trophy Watch Lists, Naismith Trophy midseason team ... 2020 Karl Malone Power Forward of the Year Top-10 Finalist ... 2020-21 Preseason All-Pac-12 first team ... 2020 All-Pac-12 first team ... 2019 Pac-12 All-Academic honorable mention ... Three career Pac-12 Player of the Week honors (Feb. 3, 2020, Dec. 21, 2020, Jan. 11, 2021)

**Trending:** Became 48th member of Stanford's 1,000-point club, currently ranks 16th all-time in scoring at Stanford ... Eighth all-time in career blocks at Stanford, 1 shy of passing Howard Wright for seventh ... Paces Pac-12 in total points, field goals made and free throws made ... Co-leads Pac-12 with six double-doubles in league play ... Only player nationally averaging at least 18.0 points, 6.5 rebounds, 2.0 assists and shooting 55% or better from the field.

### DA SILVA'S CAREER HIGHS

Points ..... 32, at CSUN 12/15/20  
 FG ..... 12, at North Carolina A&T 12/6/20  
 FGA ..... 18, vs. Washington State 1/9/21  
 3FG ..... 6, vs. San Jose St. 12/18/18  
 3FGA ..... 11, vs. San Jose St. 12/18/18  
 FT ..... 14, at CSUN 12/15/20  
 FTA ..... 14, at CSUN 12/15/20  
 Rebounds ..... 17, vs. Eastern Washington 11/14/17  
 Assists ..... 7, at Oregon St. 2/7/19  
 Blocks ..... 4, three times  
 Steals ..... 5, vs. San Diego 12/21/19  
 Minutes ..... 41, vs. UCLA 1/23/21

### DA SILVA'S SEASON HIGHS

Points ..... 32, at CSUN 12/15/20  
 FG ..... 12, at North Carolina A&T 12/6/20  
 FGA ..... 18, vs. Washington State 1/9/21  
 3FG ..... 2, twice  
 3FGA ..... 3, eight times  
 FT ..... 14, at CSUN 12/15/20  
 FTA ..... 14, at CSUN 12/15/20  
 Rebounds ..... 13, vs. Washington State 1/9/21  
 Assists ..... 6, at Washington State 2/20/21  
 Blocks ..... 4, vs. California 2/7/21  
 Steals ..... 3, at Washington State 2/20/21  
 Minutes ..... 41, vs. UCLA 1/23/21

### FAST FIVE

**Nicknames:** O, Big O, Occy

**Most people might not know:** Fluent in six languages: English, German, French, Portuguese, Spanish and Latin.

**Favorite class at Stanford:** Chemical Principles of Life I&II (Chem 141 & 143)

**Family:** Father is from Brazil and mother is from Germany. Father moved to Germany after a boxing career in Brazil. Brother, Tristan, is a freshman on the men's basketball team at Colorado.

**Published Author:** Listed as published author in a research paper: "A Clearing Technique to Enhance Endogenous Fluorophores in Skin and Soft Tissue"

### 2020-21 GAME-BY-GAME

Opponent	Date	GS	Min	FG-FGA	Pct	3FG-FGA	Pct	FT-FTA	Pct	O/D/T	Avg	PF	FO	A/T	B	S	P	Avg
vs. Alabama	11/30/20	*	29	6-10	.600	1-2	.500	0-0	.000	2/5/7	7.0	5	1	3/3	3	0	13	13.0
vs North Carolina	12/01/20	*	22	4-8	.500	1-3	.333	4-5	.800	0/1/1	4.0	4	0	0/2	1	1	13	13.0
vs Indiana	12/02/20	*	32	5-8	.625	1-2	.500	6-6	1.000	1/3/4	4.0	3	0	4/3	0	1	17	14.3
at N.C. A&T	12/06/20	*	25	12-16	.750	2-2	1.000	0-0	.000	4/4/8	5.0	1	0	4/2	2	2	26	17.3
at CSUN	12/15/20	*	36	9-11	.818	0-0	.000	14-14	1.000	3/6/9	5.8	2	0	2/3	2	0	32	20.2
vs. Arizona	12/19/20	*	36	8-13	.615	0-1	.000	5-8	.625	1/6/7	6.0	3	0	1/2	1	2	21	20.3
vs. CSU Bakersfield	12/21/20	*	35	4-6	.667	0-2	.000	2-5	.400	2/4/6	6.0	1	0	1/2	0	1	10	18.9
at Oregon	01/02/21	*	32	4-7	.571	0-1	.000	3-5	.600	0/6/6	6.0	3	0	1/1	0	0	11	17.9
at Oregon State	01/04/21	*	35	11-16	.688	0-2	.000	9-12	.750	3/7/10	6.4	2	0	4/2	1	0	31	19.3
vs. Washington	01/07/21	*	31	8-16	.500	0-0	.000	1-4	.250	5/5/10	6.8	5	1	3/4	0	0	17	19.1
vs. Washington St.	01/09/21	*	34	10-18	.556	1-3	.333	6-9	.667	3/10/13	7.4	3	0	2/4	2	1	27	19.8
at Utah	01/14/21	*	31	3-5	.600	0-0	.000	5-9	.556	1/1/2	6.9	3	0	3/4	0	0	11	19.1
at Colorado	01/16/21	*	33	7-14	.500	2-3	.667	6-6	1.000	5/7/12	7.3	2	0	2/4	0	0	22	19.3
vs. UCLA	01/23/21	*	41	8-15	.533	1-3	.333	9-9	1.000	2/3/5	7.1	2	0	4/3	0	1	26	19.8
at Arizona	01/28/21	*	32	6-13	.462	1-3	.333	4-6	.667	2/4/5	7.0	4	0	3/5	1	0	17	19.6
at Arizona State	01/30/21	*	38	6-12	.500	0-1	.000	6-6	1.000	3/8/11	7.3	1	0	4/1	1	1	18	19.5
vs. USC	02/02/21	*	24	4-9	.444	1-2	.500	0-0	.000	1/3/4	7.1	4	0	1/2	1	0	9	18.9
at California	02/04/21	*	36	8-17	.471	0-3	.000	8-8	1.000	1/10/11	7.3	2	0	4/3	1	2	24	19.2
vs. California	02/07/21	*	38	9-15	.600	1-3	.333	4-5	.800	0/6/6	7.2	2	0	1/2	4	0	23	19.4
vs. Colorado	02/11/21	*	39	8-17	.471	0-3	.000	6-7	.857	2/4/6	7.2	2	0	0/1	3	1	22	19.5
vs. Utah	02/13/21	*	26	6-9	.667	1-1	1.000	0-0	.000	0/2/2	6.9	5	1	2/5	0	2	13	19.2
at Washington	02/18/21	*	31	6-9	.667	0-3	.000	6-6	1.000	1/5/6	6.9	1	0	1/2	0	2	18	19.1
at Washington St.	02/20/21	*	28	4-5	.800	0-0	.000	3-6	.500	0/5/5	6.8	5	1	6/1	1	3	11	18.8

### CAREER STATS

YEAR	GP	GS	MIN	AVG	FG	FGA	PCT	3-POINT			FT	FTA	PCT	REBOUNDING				PF	FO	AST	TO	BLK	STL	PTS	AVG
								FG	FGA	PCT				OFF	DEF	TOT	AVG								
2017-18	35	11	844	24.1	77	149	.517	29	52	.558	35	55	.636	53	110	163	4.7	96	6	40	54	30	15	218	6.2
2018-19	31	31	877	28.3	113	242	.467	29	113	.257	41	60	.683	47	140	187	6.0	81	1	56	62	40	21	296	9.5
2019-20	31	31	886	28.6	187	328	.570	13	41	.317	101	131	.771	55	142	197	6.4	86	2	48	80	26	35	488	15.7
2020-21	23	23	744	32.3	156	269	.580	13	43	.302	107	136	.787	41	115	156	6.8	65	4	56	61	24	20	432	18.8
<b>TOTAL</b>	<b>120</b>	<b>96</b>	<b>3351</b>	<b>27.9</b>	<b>533</b>	<b>988</b>	<b>.539</b>	<b>84</b>	<b>249</b>	<b>.337</b>	<b>284</b>	<b>382</b>	<b>.743</b>	<b>196</b>	<b>507</b>	<b>703</b>	<b>5.9</b>	<b>328</b>	<b>13</b>	<b>200</b>	<b>257</b>	<b>120</b>	<b>91</b>	<b>1434</b>	<b>12.0</b>



# #14 SPENCER JONES

Sophomore | Forward | 6-7 | 225

Roeland Park, Kan. | Bishop Miege | Undeclared

### Three things to know...

1: Elite shooter on the wing, great defender.

2: Committed to Stanford two weeks after first recruiting call.

3: Ranked second in the Pac-12 as a freshman in made threes per game, while posting the 13th-best percentage (43.1) in the country.

**Trending:** One of Pac-12's leading marksmen, ranked second with 2.6 made threes per game and the league's third-best percentage last season... Finished second in program history for made 3s by a freshman (81), three shy of tying Chasson Randle (84) for first ... Shooting 41.9% from 3-point range since the Maui Invitational and 42.5% from deep in Pac-12 play ... Shooting 52.2% on threes over last four games (12-for-23).

### FAST FIVE

**Nickname:** Jonesy

**Working on specific area of his game:** Shooting, defense and physicality. Being able to contribute efficiently on both sides of the ball.

**Favorite class at Stanford:** My Thinking Matters class about the definition of love.

**Most people might not know:** I was a Boy Scout for about 10 years

**Stranded on an island, can listen to one album:** 2014 Forest Hills Drive by J. Cole

### JONES' CAREER HIGHS

Points ..... 18, twice  
 FG ..... 6, three times  
 FGA ..... 14, vs. Washington 1/9/20  
 3FG ..... 6, at USC 1/18/20  
 3FGA ..... 10, at USC 1/18/20  
 FT ..... 4, vs. William & Mary 11/21/19  
 FTA ..... 6, vs. William & Mary 11/21/19  
 Rebounds ..... 8, vs. Alabama 11/30/20  
 Assists ..... 4, twice  
 Blocks ..... 3, vs. Oklahoma 11/25/19  
 Steals ..... 3, six times  
 Minutes ..... 47, at Washington State 2/20/21

### JONES' SEASON HIGHS

Points ..... 18, vs. Washington 1/7/21  
 FG ..... 6, twice  
 FGA ..... 11, twice  
 3FG ..... 5, vs. Utah 2/13/21  
 3FGA ..... 9, twice  
 FT ..... 3, twice  
 FTA ..... 4, at CSUN 12/15/20  
 Rebounds ..... 8, vs. Alabama 11/30/20  
 Assists ..... 4, at California 2/4/21  
 Blocks ..... 2, twice  
 Steals ..... 3, four times  
 Minutes ..... 47, at Washington State 2/20/21

### 2020-21 GAME-BY-GAME

Opponent	Date	GS	Min	FG-FGA	Pct	3FG-FGA	Pct	FT-FTA	Pct	O/D/T	Avg	PF	FO	A/T	B	S	P	Avg
vs. Alabama	11/30/20	*	31	1-4	.250	1-2	.500	0-0	.000	1/7/8	8.0	2	0	0/2	2	3	3	3.0
vs North Carolina	12/01/20	*	35	1-9	.111	1-9	.111	0-0	.000	0/5/5	6.5	2	0	2/2	2	3	3	3.0
vs Indiana	12/02/20	*	28	1-5	.200	0-3	.000	2-2	1.000	2/1/3	5.3	3	0	0/2	0	1	4	3.3
at N.C. A&T	12/06/20	*	21	3-7	.429	2-6	.333	0-0	.000	0/3/3	4.8	1	0	1/0	1	2	8	4.5
at CSUN	12/15/20	*	28	3-5	.600	2-4	.500	2-4	.500	0/1/1	4.0	4	0	3/0	1	2	10	5.6
vs. Arizona	12/19/20	*	13	3-4	.750	3-4	.750	0-0	.000	1/0/1	3.5	4	0	0/0	0	0	9	6.2
vs. CSU Bakersfield	12/21/20	*	31	1-4	.250	1-3	.333	3-4	.750	3/3/6	3.9	4	0	0/0	1	2	6	6.1
at Oregon	01/02/21	*	35	5-11	.455	2-6	.333	0-2	.000	0/6/6	4.1	2	0	0/2	1	2	12	6.9
at Oregon State	01/04/21	*	34	1-3	.333	1-2	.500	0-1	.000	0/1/1	3.8	4	0	1/0	0	0	3	6.4
vs. Washington	01/07/21	*	33	6-9	.667	4-6	.667	2-2	1.000	2/3/5	3.9	4	0	1/2	1	0	18	7.6
vs. Washington St.	01/09/21	*	26	3-7	.429	1-4	.250	0-0	.000	2/4/6	4.1	3	0	3/2	1	2	7	7.5
at Utah	01/14/21	*	21	1-4	.250	1-3	.333	0-0	.000	1/1/2	3.9	2	0	1/0	0	1	3	7.2
at Colorado	01/17/21	DNP																
vs. UCLA	01/23/21	*	38	4-8	.500	2-6	.333	3-3	1.000	0/6/6	4.1	1	0	0/1	1	3	13	7.6
at Arizona	01/28/21	*	34	4-10	.400	2-6	.333	0-0	.000	1/5/6	4.2	4	0	1/0	1	2	10	7.8
at Arizona State	01/30/21	*	26	1-6	.167	0-4	.000	2-4	.500	1/2/3	4.1	4	0	1/2	0	1	4	7.5
vs. USC	02/02/21	*	19	3-4	.750	1-2	.500	0-1	.000	0/2/2	4.0	5	1	1/1	0	0	7	7.5
at California	02/04/21	*	32	3-6	.500	2-5	.400	0-1	.000	0/2/2	3.9	3	0	4/1	0	3	8	7.5
vs. California	02/07/21	*	32	2-6	.333	0-2	.000	3-3	1.000	0/7/7	4.1	4	0	2/0	0	0	7	7.5
vs. Colorado	02/11/21	*	25	2-3	.667	2-3	.667	2-2	1.000	1/1/2	3.9	4	0	1/2	1	0	8	7.5
vs. Utah	02/13/21	*	22	6-11	.545	5-9	.556	0-0	.000	0/0/0	3.8	3	0	1/2	0	0	17	8.0
at Washington	02/18/21	*	18	2-7	.286	2-5	.400	0-0	.000	0/3/3	3.7	2	0	0/0	0	1	6	7.9
at Washington St.	02/20/21	*	47	3-6	.500	3-6	.500	1-2	.500	0/4/4	3.7	4	0	0/1	0	1	10	8.0

### CAREER STATS

YEAR	GP	GS	MIN	AVG	FG	FGA	PCT	3-POINT			FT	FTA	PCT	REBOUNDING				PF	FO	AST	TO	BLK	STL	PTS	AVG
								FG	FGA	PCT				OFF	DEF	TOT	AVG								
2019-20	32	29	913	28.5	93	221	.421	81	188	.431	16	23	.696	16	85	101	3.2	59	0	27	27	28	19	283	8.8
2020-21	22	22	629	28.6	59	139	.424	38	100	.380	20	31	.645	15	67	82	3.7	69	1	23	22	13	29	176	8.0
<b>TOTAL</b>	<b>54</b>	<b>51</b>	<b>1542</b>	<b>28.6</b>	<b>152</b>	<b>360</b>	<b>.422</b>	<b>119</b>	<b>288</b>	<b>.413</b>	<b>36</b>	<b>54</b>	<b>.667</b>	<b>31</b>	<b>152</b>	<b>183</b>	<b>3.4</b>	<b>128</b>	<b>1</b>	<b>50</b>	<b>49</b>	<b>41</b>	<b>48</b>	<b>459</b>	<b>8.5</b>



## #20 NOAH TAITZ

Freshman | Guard | 6-3 | 185

Las Vegas, Nev. | Bishop Gorman | Undeclared

### Three things to know...

- 1: ESPN four-star recruit, ranked #99 nationally. 22nd-ranked shooting guard nationally
- 2: Captured four consecutive state championships with Bishop Gorman
- 3: Sweet shooting combo guard, selected Stanford over Saint Mary's, San Diego State, USC and Washington

**Trending:** Tallied a career-best 13 points at Arizona State (Jan. 31) in a career-high 34 minutes ... In double figures twice in Pac-12 play, three times this season.

### FAST FIVE

**Why Stanford?** Provides the highest level of athletics and academics

**Something People Might Not Know:** Math is my best subject

**Favorite Movie:** Space Jam

**Favorite Album:** Wunna, by Gunna

**Who inspires you?** People that work hard to achieve their dreams

### TAITZ'S CAREER HIGHS

Points ..... 13, at Arizona State 1/30/21  
 FG ..... 5, at California 2/4/21  
 FGA ..... 8, twice  
 3FG ..... 2, three times  
 3FGA ..... 6, at CSUN 12/15/20  
 FT ..... 4, at Arizona State 1/30/21  
 FTA ..... 4, twice  
 Rebounds ..... 5, at CSUN 12/15/20  
 Assists ..... 3, at CSUN 12/15/20  
 Blocks ..... -  
 Steals ..... 3, twice  
 Minutes ..... 34, at Arizona State 1/30/21

### TAITZ'S SEASON HIGHS

Points ..... 13, at Arizona State 1/30/21  
 FG ..... 5, at California 2/4/21  
 FGA ..... 8, twice  
 3FG ..... 2, three times  
 3FGA ..... 6, at CSUN 12/15/20  
 FT ..... 4, at Arizona State 1/30/21  
 FTA ..... 4, twice  
 Rebounds ..... 5, at CSUN 12/15/20  
 Assists ..... 3, at CSUN 12/15/20  
 Blocks ..... -  
 Steals ..... 3, twice  
 Minutes ..... 34, at Arizona State 1/30/21

### 2020-21 GAME-BY-GAME

Opponent	Date	GS	Min	FG-FGA	Pct	3FG-FGA	Pct	FT-FTA	Pct	O/D/T	Avg	PF	FO	A/T	B	S	P	Avg
vs. Alabama	11/30/20		3	1-2	.500	0-0	.000	0-0	.000	0/0/0	0.0	1	0	0/0	0	0	2	2.0
vs North Carolina	12/01/20		8	0-0	.000	0-0	.000	1-2	.500	0/1/1	0.5	1	0	0/1	0	0	1	1.5
vs Indiana	12/02/20		15	3-7	.429	2-4	.500	0-1	.000	0/0/0	0.3	0	0	0/0	0	0	8	3.7
at N.C. A&T	12/06/20		17	1-5	.200	0-3	.000	0-0	.000	0/0/0	0.3	1	0	1/0	0	1	2	3.3
at CSUN	12/15/20		31	4-8	.500	2-6	.333	2-2	1.000	0/5/5	1.2	2	0	3/4	0	2	12	5.0
vs. Arizona	12/19/20		21	1-1	1.000	1-1	1.000	0-0	.000	1/0/1	1.2	1	0	0/1	0	0	3	4.7
vs. CSU Bakersfield	12/21/20		23	1-6	.167	0-3	.000	3-4	.750	1/1/2	1.3	0	0	0/3	0	3	5	4.7
at Oregon	01/02/21		12	0-0	.000	0-0	.000	0-0	.000	0/1/1	1.3	2	0	0/1	0	1	0	4.1
at Oregon State	01/04/21		16	1-4	.250	0-1	.000	0-0	.000	0/1/1	1.2	0	0	0/1	0	0	2	3.9
vs. Washington	01/07/21		12	0-3	.000	0-3	.000	0-0	.000	0/0/0	1.1	1	0	0/1	0	0	0	3.5
vs. Washington St.	01/09/21		12	0-0	.000	0-0	.000	0-0	.000	0/0/0	1.0	0	0	0/2	0	0	0	3.2
at Utah	01/14/21		11	0-1	.000	0-0	.000	0-0	.000	0/1/1	1.0	1	0	0/0	0	0	0	2.9
at Colorado	01/16/21		14	0-5	.000	0-3	.000	0-0	.000	0/0/0	0.9	0	0	0/0	0	1	0	2.7
vs. UCLA	01/23/21		18	0-2	.000	0-2	.000	1-2	.500	0/2/2	1.0	0	0	0/1	0	0	1	2.6
at Arizona	01/28/21		21	2-5	.400	2-3	.667	0-0	.000	0/4/4	1.2	1	0	1/2	0	0	6	2.8
at Arizona State	01/30/21		34	4-7	.571	1-3	.333	4-4	1.000	1/1/2	1.3	2	0	0/3	0	3	13	3.4
vs. USC	02/02/21		26	1-6	.167	1-3	.333	0-0	.000	0/2/2	1.3	1	0	1/1	0	2	3	3.4
at California	02/04/21		18	5-8	.625	0-1	.000	0-0	.000	0/1/1	1.3	0	0	0/1	0	0	10	3.8
vs. California	02/07/21		17	2-4	.500	1-2	.500	0-0	.000	1/1/2	1.3	1	0	0/1	0	0	5	3.8
vs. Colorado	02/11/21		1	0-0	.000	0-0	.000	0-0	.000	0/0/0	1.3	0	0	0/0	0	0	0	3.7
vs. Utah	02/13/21																	
at Washington	02/18/21		2	0-0	.000	0-0	.000	0-0	.000	0/0/0	1.2	0	0	0/0	0	0	0	3.5
at Washington St.	02/20/21																	

### CAREER STATS

YEAR	GP	GS	MIN	AVG	FG	FGA	PCT	3-POINT			FT	FTA	PCT	REBOUNDING				PF	FO	AST	TO	BLK	STL	PTS	AVG
								FG	FGA	PCT				OFF	DEF	TOT	AVG								
2020-21	21	0	332	15.8	26	74	.351	10	38	.263	11	15	.733	4	21	25	1.2	15	0	6	23	0	13	73	3.5
<b>TOTAL</b>	<b>21</b>	<b>0</b>	<b>332</b>	<b>15.8</b>	<b>26</b>	<b>74</b>	<b>.351</b>	<b>10</b>	<b>38</b>	<b>.263</b>	<b>11</b>	<b>15</b>	<b>.733</b>	<b>4</b>	<b>21</b>	<b>25</b>	<b>1.2</b>	<b>15</b>	<b>0</b>	<b>6</b>	<b>23</b>	<b>0</b>	<b>13</b>	<b>73</b>	<b>3.5</b>





## #21 DANIEL BEGOVICH

Senior | Guard | 6-5 | 205

San Francisco, Calif. | St. Ignatius College Prep | Economics

### Three things to know...

- 1: Manager for first two seasons, earned spot on the team starting in 2019-20
- 2: Two brothers at Stanford, including Neal, a redshirt freshman on the men's basketball team
- 3: Can line up at guard or forward

**Career Accolades:** 2020 Pac-12 Academic Honor Roll ... 2020 NABC Honors Court.

### FAST FIVE

**Favorite class at Stanford:** Experimental Economics

**Stranded on an island, can listen to one album:** This One's For You by Luke Combs

**Most people might not know:** I played tennis in high school and our team won the Nor-Cal State Championship twice.

**First basketball interest:** Going to games at Maples and playing in the front yard with my brothers

**Who/what inspires you:** The love for my dad and living on his legacy

**Favorite TV show:** Chicago Fire

### BEGOVICH'S CAREER HIGHS

Points .....-  
 FG .....-  
 FGA .....-  
 3FG .....-  
 3FGA .....-  
 FT .....-  
 FTA .....-  
 Rebounds..... 1, twice  
 Assists .....-  
 Blocks .....-  
 Steals .....-  
 Minutes..... 3, vs. North Carolina A&T 12/6/20

### BEGOVICH'S SEASON HIGHS

Points .....-  
 FG .....-  
 FGA .....-  
 3FG .....-  
 3FGA .....-  
 FT .....-  
 FTA .....-  
 Rebounds..... 1, vs. North Carolina A&T 12/6/20  
 Assists .....-  
 Blocks .....-  
 Steals .....-  
 Minutes..... 3, vs. North Carolina A&T 12/6/20

### 2020-21 GAME-BY-GAME

Opponent	Date	GS	Min	FG-FGA	Pct	3FG-FGA	Pct	FT-FTA	Pct	O/D/T	Avg	PF	FO	A/T	B	S	P	Avg	
vs. Alabama	11/30/20	DNP																	
vs. North Carolina	12/01/20	DNP																	
vs. Indiana	12/02/20	DNP																	
at N.C. A&T	12/06/20		3	0-0	.000	0-0	.000	0-0	.000	0/1/1	1.0	0	0	0/1	0	0	0	0.0	
at CSUN	12/15/20	DNP																	
vs. Arizona	12/19/20	DNP																	
vs. CSU Bakersfield	12/21/20	DNP																	
at Oregon	01/02/21	DNP																	
at Oregon State	01/04/21	DNP																	
vs. Washington	01/07/21		0	0-0	.000	0-0	.000	0-0	.000	0/0/0	0.5	0	0	0/0	0	0	0	0.0	
vs. Washington St.	01/09/21		0	0-0	.000	0-0	.000	0-0	.000	0/0/0	0.3	0	0	0/0	0	0	0	0.0	
at Utah	01/14/21	DNP																	
at Colorado	01/16/21	DNP																	
vs. UCLA	01/23/21	DNP																	
at Arizona	01/28/21	DNP																	
at Arizona State	01/30/21	DNP																	
vs. USC	02/02/21	DNP																	
at California	02/04/21	DNP																	
vs. California	02/07/21	DNP																	
vs. Colorado	02/11/21	DNP																	
vs. Utah	02/13/21	DNP																	
at Washington	02/18/21	DNP																	
at Washington St.	02/20/21	DNP																	

### CAREER STATS

YEAR	GP	GS	MIN	AVG	FG	FGA	PCT	3-POINT			FT	FTA	PCT	REBOUNDING				PF	FO	AST	TO	BLK	STL	PTS	AVG	
								FG	FGA	PCT				OFF	DEF	TOT	AVG									
2019-20	4	0	5	1.3	0	0	.000	0	0	.000	0	0	.000	1	0	1	0.3	1	0	0	1	0	0	0	0	0.0
2020-21	3	0	3	1.0	0	0	.000	0	0	.000	0	0	.000	0	1	1	0.3	0	0	0	1	0	0	0	0.0	
<b>TOTAL</b>	<b>7</b>	<b>0</b>	<b>8</b>	<b>1.1</b>	<b>0</b>	<b>0</b>	<b>.000</b>	<b>0</b>	<b>0</b>	<b>.000</b>	<b>0</b>	<b>0</b>	<b>.000</b>	<b>1</b>	<b>1</b>	<b>2</b>	<b>0.3</b>	<b>1</b>	<b>0</b>	<b>0</b>	<b>2</b>	<b>0</b>	<b>0</b>	<b>0</b>	<b>0.0</b>	



## #22 JAMES KEEFE

Sophomore | Forward | 6-9 | 225

Los Angeles, Calif. | Loyola | Undeclared

### Three things to know...

1: Physical rim-running forward, tireless worker. Can defend both post positions.

2: Son of Adam Keefe, a nine-year NBA veteran and Stanford's all-time leading rebounder (1,119) and third-leading scorer (2,319), and Kristin Klein Keefe, an Olympian and four-time All-American on the Stanford volleyball team. Sisters Caitlin and Michaela, class of 2020, played for Stanford's volleyball team, and won three national titles.

3: Averged a double double as a senior at Loyola, chose Stanford over Princeton, San Francisco and UC Irvine.

**Trending:** First-career double-digit rebound game at NC A&T.

### FAST FIVE

**Nickname:** None

**Favorite class at Stanford:** Principles of Economics

**Part of game worked most on during offseason:** I worked most on my body and especially spent a lot of time in the weight room.

**Most people might not know:** I was born in Oakland, Calif., and lived in Spain for two years.

**Significance of jersey number:** I idolize TJ Leaf who wears 22.

### KEEFE'S CAREER HIGHS

Points ..... 9, vs. Arizona State 2/13/20  
 FG ..... 4, vs. Arizona State 2/13/20  
 FGA ..... 7, at North Carolina A&T 12/6/20  
 3FG .....  
 3FGA .....  
 FT ..... 4, twice  
 FTA ..... 7, vs. San Francisco  
 Rebounds ..... 10, at North Carolina A&T 12/6/20

Assists ..... 1, nine times  
 Blocks ..... 2, vs. Washington 1/9/20  
 Steals ..... 1, eight times  
 Minutes ..... 27, vs. Indiana 12/2/20

### KEEFE'S SEASON HIGHS

Points ..... 8, vs. Indiana 12/2/20  
 FG ..... 2, vs. Indiana 12/2/20  
 FGA ..... 7, at North Carolina A&T 12/6/20  
 3FG .....  
 3FGA .....  
 FT ..... 4, vs. Indiana 12/2/20  
 FTA ..... 6, vs. Indiana 12/2/20  
 Rebounds ..... 10, at North Carolina A&T 12/6/20  
 Assists ..... 1, five times  
 Blocks ..... 1, three times  
 Steals ..... 1, four times  
 Minutes ..... 27, vs. Indiana 12/2/20

### 2020-21 GAME-BY-GAME

Opponent	Date	GS	Min	FG-FGA	Pct	3FG-FGA	Pct	FT-FTA	Pct	O/D/T	Avg	PF	FO	A/T	B	S	P	Avg
vs. Alabama	11/30/20		9	1-1	1.000	0-0	.000	1-2	.500	0/2/2	2.0	1	0	1/0	0	1	3	3.0
vs North Carolina	12/01/20		16	0-2	.000	0-0	.000	3-4	.750	0/2/2	2.0	2	0	1/1	1	1	3	3.0
vs Indiana	12/02/20		27	2-2	1.000	0-0	.000	4-6	.667	1/5/6	3.3	3	0	1/0	1	0	8	4.7
at N.C. A&T	12/06/20		13	0-7	.000	0-0	.000	0-0	.000	5/5/10	5.0	1	0	0/0	0	1	0	3.5
at CSUN	12/15/20		4	0-0	.000	0-0	.000	0-0	.000	1/0/1	4.2	2	0	0/1	0	0	0	2.8
vs. Arizona	12/19/20		12	0-1	.000	0-0	.000	0-0	.000	1/1/2	3.8	1	0	0/1	0	0	0	2.3
vs. CSU Bakersfield	12/21/20		15	1-1	1.000	0-0	.000	0-1	.000	1/3/4	3.9	3	0	0/0	0	0	2	2.3
at Oregon	01/02/21		2	0-0	.000	0-0	.000	0-0	.000	0/0/0	3.4	0	0	0/0	0	0	0	2.0
at Oregon State	01/04/21		9	0-1	.000	0-0	.000	1-2	.500	1/1/2	3.2	0	0	0/1	0	0	1	1.9
vs. Washington	01/07/21		1	0-1	.000	0-0	.000	0-0	.000	0/1/1	3.0	0	0	0/0	0	0	0	1.7
vs. Washington St.	01/09/21		0	0-0	.000	0-0	.000	0-0	.000	0/0/0	2.7	0	0	0/0	0	0	0	1.5
at Utah	01/14/21		2	0-0	.000	0-0	.000	0-0	.000	0/1/1	2.6	0	0	0/0	0	0	0	1.4
at Colorado	01/16/21		2	1-1	1.000	0-0	.000	1-1	1.000	0/1/1	2.5	0	0	0/0	0	1	3	1.5
vs. UCLA	01/23/21		3	0-0	.000	0-0	.000	0-0	.000	0/0/0	2.3	1	0	0/1	0	0	0	1.4
at Arizona	01/28/21		8	1-1	1.000	0-0	.000	0-0	.000	0/1/1	2.2	2	0	1/0	1	0	2	1.5
at Arizona State	01/30/21		6	1-1	1.000	0-0	.000	1-2	.500	1/1/2	2.2	0	0	0/0	0	0	3	1.6
vs. USC	02/02/21		21	1-1	1.000	0-0	.000	0-0	.000	1/2/3	2.2	1	0	1/2	0	0	2	1.6
at California	02/04/21		0	0-0	.000	0-0	.000	0-0	.000	0/0/0	2.1	0	0	0/0	0	0	0	1.5
vs. California	02/07/21		1	0-0	.000	0-0	.000	0-0	.000	0/0/0	2.0	0	0	0/0	0	0	0	1.4
vs. Colorado	02/11/21		4	0-0	.000	0-0	.000	0-0	.000	0/1/1	2.0	0	0	0/0	0	0	0	1.4
vs. Utah	02/13/21																	
at Washington	02/18/21		2	0-1	.000	0-0	.000	0-0	.000	0/0/0	1.9	0	0	0/0	0	0	0	1.3
at Washington St.	02/20/21																	

### CAREER STATS

YEAR	GP	GS	MIN	AVG	FG	FGA	PCT	3-POINT			FT	FTA	PCT	REBOUNDING				PF	FO	AST	TO	BLK	STL	PTS	AVG
								FG	FGA	PCT				OFF	DEF	TOT	AVG								
2019-20	30	0	272	9.1	27	51	.529	0	0	.000	12	32	.375	16	44	60	2.0	42	0	4	11	7	5	66	2.2
2020-21	21	0	157	7.5	8	21	.381	0	0	.000	11	18	.611	12	27	39	1.9	17	0	5	7	3	4	27	1.3
<b>TOTAL</b>	<b>51</b>	<b>0</b>	<b>429</b>	<b>8.4</b>	<b>35</b>	<b>72</b>	<b>.486</b>	<b>0</b>	<b>0</b>	<b>.000</b>	<b>23</b>	<b>50</b>	<b>.460</b>	<b>28</b>	<b>71</b>	<b>99</b>	<b>1.9</b>	<b>59</b>	<b>0</b>	<b>9</b>	<b>18</b>	<b>10</b>	<b>9</b>	<b>93</b>	<b>1.8</b>



## #23 BRANDON ANGEL

Freshman | Forward | 6-8 | 215

San Diego, Calif. | Torrey Pines | Undeclared

### Three things to know...

- 1: 247Sports four-star recruit (#123). Top-25 rated forward nationally
- 2: Elite shooter in high school, can line up at either forward position. Chose Stanford over California and Wisconsin
- 3: All-CIF first team selection as a senior

### FAST FIVE

**Why Stanford?** Gives me the best opportunity to achieve all my goals, both on and off the court

**Significance of jersey number:** I have always worn a number with a 3 in it, or numbers that add up to 3

**Favorite Movie:** American Made

**Favorite Album:** Feed the Streets II, by Roddy Rich, or Drip Season 3, by Gunna

**Something people might not know:** My favorite thing outside of basketball is golf

### ANGEL'S CAREER HIGHS

Points ..... 6, vs. Washington 1/7/21  
 FG ..... 2, twice  
 FGA ..... 5, twice  
 3FG ..... 1, vs. Washington 1/7/21  
 3FGA ..... 3, at Oregon 1/2/21  
 FT ..... 2, vs. Washington State 1/9/21  
 FTA ..... 2, vs. Washington State 1/9/21  
 Rebounds ..... 2, five times  
 Assists ..... 2, vs. USC 2/2/21  
 Blocks ..... 1, at North Carolina A&T 12/6/20  
 Steals ..... 1, four times  
 Minutes ..... 15, vs. Washington State 1/9/21

### ANGEL'S SEASON HIGHS

Points ..... 6, vs. Washington 1/7/21  
 FG ..... 2, twice  
 FGA ..... 5, twice  
 3FG ..... 1, vs. Washington 1/7/21  
 3FGA ..... 3, at Oregon 1/2/21  
 FT ..... 2, vs. Washington State 1/9/21  
 FTA ..... 2, vs. Washington State 1/9/21  
 Rebounds ..... 2, five times  
 Assists ..... 2, vs. USC 2/2/21  
 Blocks ..... 1, at North Carolina A&T 12/6/20  
 Steals ..... 1, four times  
 Minutes ..... 15, vs. Washington State 1/9/21

### 2020-21 GAME-BY-GAME

Opponent	Date	GS	Min	FG-FGA	Pct	3FG-FGA	Pct	FT-FTA	Pct	O/D/T	Avg	PF	FO	A/T	B	S	P	Avg
vs. Alabama	11/30/20		3	0-1	.000	0-1	.000	0-0	.000	0/1/1	1.0	0	0	0/0	0	0	0	0.0
vs. North Carolina	12/01/20	DNP																
vs. Indiana	12/02/20	DNP																
at N.C. A&T	12/06/20		12	1-5	.200	0-2	.000	1-1	1.000	1/0/1	1.0	1	0	0/2	1	0	3	1.5
at CSUN	12/15/20	DNP																
vs. Arizona	12/19/20	DNP																
vs. CSU Bakersfield	12/21/20	DNP																
at Oregon	01/02/21		14	1-5	.200	0-3	.000	0-0	.000	1/1/2	1.3	1	0	1/1	0	1	2	1.7
at Oregon State	01/04/21		14	2-2	1.000	0-0	.000	0-0	.000	0/2/2	1.5	1	0	0/1	0	0	4	2.3
vs. Washington	01/07/21		13	2-3	.667	1-2	.500	1-1	1.000	0/0/0	1.2	3	0	0/1	0	0	6	3.0
vs. Washington St.	01/09/21		15	0-0	.000	0-0	.000	2-2	1.000	0/1/1	1.2	3	0	0/0	0	1	2	2.8
at Utah	01/14/21		9	1-1	1.000	0-0	.000	0-0	.000	0/0/0	1.0	1	0	0/0	0	0	2	2.7
at Colorado	01/16/21		14	0-3	.000	0-2	.000	0-0	.000	0/2/2	1.1	1	0	0/0	0	0	0	2.4
vs. UCLA	01/23/21		3	0-0	.000	0-0	.000	0-0	.000	0/0/0	1.0	0	0	0/0	0	0	0	2.1
at Arizona	01/28/21		10	0-3	.000	0-2	.000	0-0	.000	0/2/2	1.1	0	0	0/0	0	1	0	1.9
at Arizona State	01/30/21		8	0-1	.000	0-1	.000	0-0	.000	0/1/1	1.1	0	0	0/2	0	0	0	1.7
vs. USC	02/02/21		6	0-1	.000	0-0	.000	0-0	.000	0/2/2	1.2	3	0	2/0	0	0	0	1.6
at California	02/04/21		5	0-0	.000	0-0	.000	0-0	.000	0/0/0	1.1	2	0	0/2	0	0	0	1.5
vs. California	02/07/21	DNP																
vs. Colorado	02/11/21	DNP																
vs. Utah	02/13/21	DNP																
at Washington	02/18/21		2	0-0	.000	0-0	.000	0-0	.000	0/0/0	1.0	0	0	0/0	0	1	0	1.4
at Washington St.	02/20/21	DNP																

### CAREER STATS

YEAR	GP	GS	MIN	AVG	FG	FGA	PCT	3-POINT			FT	FTA	PCT	REBOUNDING				PF	FO	AST	TO	BLK	STL	PTS	AVG
								FG	FGA	PCT				OFF	DEF	TOT	AVG								
2020-21	14	0	128	9.1	7	25	.280	1	13	.077	4	4	1.000	2	12	14	1.0	16	0	3	9	1	4	19	1.4
<b>TOTAL</b>	<b>14</b>	<b>0</b>	<b>128</b>	<b>9.1</b>	<b>7</b>	<b>25</b>	<b>.280</b>	<b>1</b>	<b>13</b>	<b>.077</b>	<b>4</b>	<b>4</b>	<b>1.000</b>	<b>2</b>	<b>12</b>	<b>14</b>	<b>1.0</b>	<b>16</b>	<b>0</b>	<b>3</b>	<b>9</b>	<b>1</b>	<b>4</b>	<b>19</b>	<b>1.4</b>



## #24 SAM BESKIND

Redshirt Sophomore | Guard | 6-4 | 190

Tuscon, Ariz. | Catalina Foothills | Management Science & Engineering

### Three things to know...

- 1: Walk-on, but earned scholarship for 2019-20 season on team's foreign trip to Italy
- 2: Off-ball guard, tough, hard-nosed shooter
- 3: Completed internship over the summer in 2019 with Home Court, working with basketball shot tracking

**Career Accolades:** 2020 Pac-12 Winter Academic Honor Roll

### FAST FIVE

**Favorite class at Stanford:** Perspectives on the Good Life

**Most people might not know:** Favorite sport to watch on TV is tennis.

**Who/what inspires you:** My mom, who was a walk-on at the University of Washington. She still holds the high jump record and is a member of their Hall of Fame. She is also the kindest person I know.

### BESKIND'S CAREER HIGHS

Points .....3, vs. Long Beach St. 11/12/19  
 FG ..... 1, twice  
 FGA ..... 1, four times  
 3FG .....1, vs. Long Beach St. 11/12/19  
 3FGA ..... 1, three times  
 FT ..... 1, at California 2/4/21  
 FTA ..... 2, at California 2/4/21  
 Rebounds ... 2, vs. Maryland Eastern Shore 11/19/19  
 Assists ..... 1, vs. Long Beach St. 11/12/19  
 Blocks ..... 1, vs. William & Mary 11/21/19  
 Steals .....  
 Minutes ..... 5, vs. Maryland Eastern Shore 11/19/19

### BESKIND'S SEASON HIGHS

Points ..... 2, at North Carolina A&T 12/6/20  
 FG ..... 1, at North Carolina A&T 12/6/20  
 FGA ..... 1, twice  
 3FG .....  
 3FGA .....  
 FT ..... 1, at California 2/4/21  
 FTA ..... 2, at California 2/4/21  
 Rebounds .....1, at North Carolina A&T 12/6/20  
 Assists .....  
 Blocks .....  
 Steals .....  
 Minutes .....4, at Arizona State 1/30/21

### 2020-21 GAME-BY-GAME

Opponent	Date	GS	Min	FG-FGA	Pct	3FG-FGA	Pct	FT-FTA	Pct	O/D/T	Avg	PF	FO	A/T	B	S	P	Avg
vs. Alabama	11/30/20		2	0-0	.000	0-0	.000	0-0	.000	0/0/0	0.0	1	0	0/0	0	0	0	0.0
vs. North Carolina	12/01/20	DNP																
vs. Indiana	12/02/20	DNP																
at N.C. A&T	12/06/20		3	1-1	1.000	0-0	.000	0-1	.000	0/1/1	0.5	0	0	0/0	0	0	2	1.0
at CSUN	12/15/20	DNP																
vs. Arizona	12/19/20	DNP																
vs. CSU Bakersfield	12/21/20	DNP																
at Oregon	01/02/21	DNP																
at Oregon State	01/04/21	DNP																
vs. Washington	01/07/21		0	0-0	.000	0-0	.000	0-0	.000	0/0/0	0.3	0	0	0/0	0	0	0	0.7
vs. Washington St.	01/09/21		0	0-0	.000	0-0	.000	0-0	.000	0/0/0	0.3	0	0	0/0	0	0	0	0.5
at Utah	01/14/21		1	0-0	.000	0-0	.000	0-0	.000	0/0/0	0.2	0	0	0/0	0	0	0	0.4
at Colorado	01/16/21		1	0-0	.000	0-0	.000	0-0	.000	0/0/0	0.2	0	0	0/0	0	0	0	0.3
vs. UCLA	01/23/21	DNP																
at Arizona	01/28/21	DNP																
at Arizona State	01/30/21		4	0-1	.000	0-0	.000	0-0	.000	0/0/0	0.1	0	0	0/1	0	0	0	0.3
vs. USC	02/02/21		3	0-0	.000	0-0	.000	0-0	.000	0/0/0	0.1	0	0	0/0	0	0	0	0.3
at California	02/04/21		1	0-0	.000	0-0	.000	1-2	.500	0/0/0	0.1	0	0	0/0	0	0	1	0.3
vs. California	02/07/21	DNP																
vs. Colorado	02/11/21	DNP																
vs. Utah	02/13/21	DNP																
at Washington	02/18/21		2	0-0	.000	0-0	.000	0-0	.000	0/0/0	0.1	0	0	0/1	0	0	0	0.3
at Washington St.	02/20/21	DNP																

### CAREER STATS

YEAR	GP	GS	MIN	AVG	FG	FGA	PCT	3-POINT			FT	FTA	PCT	REBOUNDING				PF	FO	AST	TO	BLK	STL	PTS	AVG	
								FG	FGA	PCT				OFF	DEF	TOT	AVG									
2018-19	1	0	1	1.0	0	0	.000	0	0	.000	0	0	.000	0	0	0	0.0	0	0	0	0	0	0	0	0	0.0
2019-20	14	0	30	2.1	1	3	.333	1	3	.333	0	0	.000	0	3	3	0.2	4	0	1	1	1	0	3	0.2	
2020-21	10	0	17	1.7	1	2	.500	0	0	.000	1	3	.333	0	1	1	0.1	1	0	0	2	0	0	3	0.3	
<b>TOTAL</b>	<b>25</b>	<b>0</b>	<b>48</b>	<b>1.9</b>	<b>2</b>	<b>5</b>	<b>.400</b>	<b>1</b>	<b>3</b>	<b>.333</b>	<b>1</b>	<b>3</b>	<b>.333</b>	<b>0</b>	<b>4</b>	<b>4</b>	<b>0.2</b>	<b>5</b>	<b>0</b>	<b>1</b>	<b>3</b>	<b>1</b>	<b>0</b>	<b>6</b>	<b>0.2</b>	





## #32 LUKAS KISUNAS

Junior | Forward | 6-10 | 260

Vilnius, Lithuania | Brewster Academy (N.H.) | Psychology

### Three things to know...

1: Hard-nosed forward/center, terrific rebounder

2: Competed at 2017 FIBA U18 European Championships in Slovakia, helping Lithuania to a third-place finish

3: Chose Stanford over Arizona and UConn

**Trending:** Set a new career high on Feb. 7 vs. Cal with 12 points ... One of the top offensive rebounders on the team, averaging 2.7 offensive rebounds per 40 minutes.

### FAST FIVE

**Nickname:** As a freshman, assistant coach Jesse Pruitt named me "Lucash"

**Favorite class at Stanford:** Psychology 1

**Languages:** Speaks Lithuanian and English, in addition to some Russian

**Who/what inspires you:** The chance to grow and get better as a person and as a player. I love progressing in life and taking a step forward every day.

**Stranded on an island, can listen to one album:** Until Death Call My Name by NBA YoungBoy

### KISUNAS' CAREER HIGHS

Points ..... 12, vs. California 2/7/21  
 FG ..... 5, vs. California 2/7/21  
 FGA ..... 7, vs. Santa Clara 11/16/19  
 3FG .....  
 3FGA .....  
 FT ..... 3, vs. North Carolina 12/1/20  
 FTA ..... 7, vs. California 2/7/21  
 Rebounds ..... 10, vs. Santa Clara 11/16/19  
 Assists ..... 3, vs. Washington St. 1/11/20  
 Blocks ..... 2, three times  
 Steals ..... 3, vs. UNC Wilmington 12/1/19  
 Minutes ..... 33, vs. UCLA 1/23/21

### KISUNAS' SEASON HIGHS

Points ..... 12, vs. California 2/7/21  
 FG ..... 5, vs. California 2/7/21  
 FGA ..... 6, twice  
 3FG .....  
 3FGA .....  
 FT ..... 3, vs. North Carolina 12/1/20  
 FTA ..... 7, vs. California 2/7/21  
 Rebounds ..... 8, vs. Utah 2/13/21  
 Assists ..... 2, three times  
 Blocks ..... 2, at Arizona 1/28/21  
 Steals ..... 2, vs. UCLA 1/23/21  
 Minutes ..... 33, vs. UCLA 1/23/21

### 2020-21 GAME-BY-GAME

Opponent	Date	GS	Min	FG-FGA	Pct	3FG-FGA	Pct	FT-FTA	Pct	O/D/T	Avg	PF	FO	A/T	B	S	P	Avg
vs. Alabama	11/30/20		3	0-0	.000	0-0	.000	0-0	.000	0/1/1	1.0	0	0	0/0	0	0	0	0.0
vs North Carolina	12/01/20		9	0-0	.000	0-0	.000	3-4	.750	1/1/2	1.5	1	0	0/0	1	0	3	1.5
vs Indiana	12/02/20		8	1-1	1.000	0-0	.000	0-0	.000	0/1/1	1.3	2	0	0/0	0	0	2	1.7
at N.C. A&T	12/06/20		12	0-1	.000	0-0	.000	0-0	.000	1/3/4	2.0	4	0	2/4	0	1	0	1.3
at CSUN	12/15/20	DNP																
vs. Arizona	12/19/20		6	0-0	.000	0-0	.000	0-0	.000	0/1/1	1.8	2	0	0/1	0	0	0	1.0
vs. CSU Bakersfield	12/21/20		6	0-0	.000	0-0	.000	0-0	.000	0/0/0	1.5	3	0	0/2	1	0	0	0.8
at Oregon	01/02/21		5	1-1	1.000	0-0	.000	0-0	.000	0/2/2	1.6	0	0	0/1	1	0	2	1.0
at Oregon State	01/04/21		5	0-2	.000	0-0	.000	0-0	.000	1/1/2	1.6	0	0	0/0	0	0	0	0.9
vs. Washington	01/07/21		5	0-2	.000	0-0	.000	0-0	.000	1/3/4	1.9	0	0	0/1	0	0	0	0.8
vs. Washington St.	01/09/21		16	3-3	1.000	0-0	.000	0-0	.000	2/1/3	2.0	3	0	2/0	0	0	6	1.3
at Utah	01/14/21		5	0-2	.000	0-0	.000	0-0	.000	1/0/1	1.9	2	0	0/0	0	0	0	1.2
at Colorado	01/16/21		5	0-0	.000	0-0	.000	0-0	.000	0/1/1	1.8	1	0	1/0	1	0	0	1.1
vs. UCLA	01/23/21	*	33	4-6	.667	0-0	.000	1-2	.500	5/2/7	2.2	3	0	2/1	0	2	9	1.7
at Arizona	01/28/21	*	27	1-3	.333	0-0	.000	1-3	.333	0/4/4	2.4	3	0	1/2	2	1	3	1.8
at Arizona State	01/30/21	*	18	1-2	.500	0-0	.000	0-0	.000	1/1/2	2.3	1	0	1/0	0	0	2	1.8
vs. USC	02/02/21	*	31	1-3	.333	0-0	.000	1-2	.500	1/6/7	2.6	1	0	1/1	0	0	3	1.9
at California	02/04/21	*	29	2-4	.500	0-0	.000	0-4	.000	1/6/7	2.9	4	0	0/0	0	1	4	2.0
vs. California	02/07/21	*	25	5-6	.833	0-0	.000	2-7	.286	2/4/6	3.1	4	0	0/0	1	0	12	2.6
vs. Colorado	02/11/21	*	9	0-0	.000	0-0	.000	0-0	.000	0/0/0	2.9	0	0	0/0	0	0	0	2.4
vs. Utah	02/13/21	*	26	0-3	.000	0-0	.000	0-0	.000	4/4/8	3.2	3	0	1/2	1	0	0	2.3
at Washington	02/18/21	*	14	2-2	1.000	0-0	.000	2-4	.500	0/1/1	3.0	2	0	0/0	0	0	6	2.5
at Washington St.	02/20/21	*	27	3-4	.750	0-0	.000	1-2	.500	1/5/6	3.2	3	0	1/5	0	0	7	2.7

### CAREER STATS

YEAR	GP	GS	MIN	AVG	FG	FGA	PCT	3-POINT			FT	FTA	PCT	REBOUNDING					PF	FO	AST	TO	BLK	STL	PTS	AVG
								FG	FGA	PCT				OFF	DEF	TOT	AVG									
2018-19	28	0	172	6.1	17	33	.515	0	0	.000	11	18	.611	16	33	49	1.8	30	0	4	10	7	1	45	1.6	
2019-20	32	5	354	11.1	34	63	.540	0	0	.000	10	24	.417	38	53	91	2.8	50	1	19	39	9	7	78	2.4	
2020-21	22	10	324	14.7	24	45	.533	0	0	.000	11	28	.393	22	48	70	3.2	42	0	12	20	8	5	59	2.7	
<b>TOTAL</b>	<b>82</b>	<b>15</b>	<b>850</b>	<b>10.4</b>	<b>75</b>	<b>141</b>	<b>.532</b>	<b>0</b>	<b>0</b>	<b>.000</b>	<b>32</b>	<b>70</b>	<b>.457</b>	<b>76</b>	<b>134</b>	<b>210</b>	<b>2.6</b>	<b>122</b>	<b>1</b>	<b>35</b>	<b>69</b>	<b>24</b>	<b>13</b>	<b>182</b>	<b>2.2</b>	



**2020-21 Stanford Men's Basketball  
Team Game-by-Game  
All games**

Opponent	Date	Score		Total		3-Pointers		Free throws		Rebounds										
				FG-FGA	PCT	3FG-FGA	PCT	FT-FTA	PCT	OFF	DEF	TOT	AVG	PF	A	TO	BLK	STL	PTS	AVG
vs Alabama	11/30/2020	82-64	W	31-60	.517	8-15	.533	12-19	.632	8	39	47	47.0	18	15	22	5	8	82	82.0
vs North Carolina	12/01/2020	63-67	L	20-51	.392	5-20	.250	18-24	.750	6	17	23	35.0	19	9	13	7	14	63	72.5
vs Indiana	12/02/2020	63-79	L	19-53	.358	5-20	.250	20-26	.769	6	20	26	32.0	21	6	11	3	5	63	69.3
at N.C. A&T	12/06/2020	78-46	W	32-78	.410	8-28	.286	6-7	.857	20	38	58	38.5	14	19	13	6	8	78	71.5
at CSUN	12/15/2020	82-71	W	27-45	.600	4-13	.308	24-31	.774	8	29	37	38.2	17	14	18	4	7	82	73.6
vs Arizona	12/19/2020	78-75	W	29-55	.527	7-13	.538	13-22	.591	10	20	30	36.8	19	17	14	2	4	78	74.3
vs CSU Bakersfield	12/21/2020	63-50	W	20-44	.455	2-12	.167	21-34	.618	11	30	41	37.4	21	8	21	5	9	63	72.7
at Oregon	01/02/2021	56-73	L	21-52	.404	3-18	.167	11-17	.647	3	33	36	37.3	13	10	19	4	7	56	70.6
at Oregon St.	01/04/2021	81-71	W	28-54	.519	3-13	.231	22-30	.733	12	31	43	37.9	16	16	12	2	3	81	71.8
vs Washington	01/07/2021	91-75	W	34-66	.515	7-17	.412	16-20	.800	14	33	47	38.8	18	20	22	3	5	91	73.7
vs Washington St.	01/09/2021	75-60	W	28-57	.491	3-17	.176	16-21	.762	10	27	37	38.6	15	10	11	3	10	75	73.8
at Utah	01/14/2021	65-79	L	17-48	.354	9-18	.500	22-30	.733	6	20	26	37.6	27	12	14	3	7	65	73.1
at Colorado	01/16/2021	64-77	L	22-60	.367	5-18	.278	15-15	1.000	10	26	36	37.5	13	7	15	4	5	64	72.4
vs UCLA	01/23/2021	73-72	Wot	24-53	.453	5-18	.278	20-24	.833	9	23	32	37.1	12	15	13	2	10	73	72.4
at Arizona	01/28/2021	73-64	W	26-53	.491	7-17	.412	14-21	.667	5	25	30	36.6	15	12	12	5	8	73	72.5
at Arizona St.	01/30/2021	75-79	L	21-47	.447	2-15	.133	31-34	.912	10	24	34	36.4	17	9	20	2	8	75	72.6
Southern California	02/02/2021	66-72	L	27-52	.519	7-16	.438	5-8	.625	6	22	28	35.9	18	12	15	1	3	66	72.2
at California	02/04/2021	70-55	W	26-48	.542	4-12	.333	14-24	.583	4	26	30	35.6	16	12	12	2	8	70	72.1
California	02/07/2021	76-70	W	28-48	.583	2-9	.222	18-30	.600	4	28	32	35.4	16	9	11	5	6	76	72.3
Colorado	02/11/2021	51-69	L	19-48	.396	3-15	.200	10-11	.909	4	19	23	34.8	9	8	12	5	4	51	71.3
Utah	02/13/2021	73-66	W	31-57	.544	8-18	.444	3-9	.333	6	28	34	34.8	23	19	15	2	8	73	71.3
at Washington	02/18/2021	79-61	W	31-54	.574	3-12	.250	14-20	.700	4	23	27	34.4	9	13	12	4	10	79	71.7
at Washington St.	02/20/2021	76-85	Lot3	30-58	.517	7-17	.412	9-18	.500	2	34	36	34.5	24	20	23	2	10	76	71.9
<b>Total</b>		<b>1653</b>		<b>591-1241</b>	<b>.476</b>	<b>117-371</b>	<b>.315</b>	<b>354-495</b>	<b>.715</b>	<b>178</b>	<b>615</b>	<b>793</b>	<b>34.5</b>	<b>390</b>	<b>292</b>	<b>350</b>	<b>81</b>	<b>167</b>	<b>1653</b>	<b>71.9</b>
Opponents		1580		558-1380	.404	182-554	.329	282-374	.754	240	526	766	33.3	445	286	346	82	163	1580	68.7

**Stanford Averages**

Games Played	Points/game	FG Pct	3FG Pct	FT Pct	Rebounds/game	Assists/game	Turnovers/game	Assist/Turnover ratio	Steals/game	Blocks/game
23	71.9	47.6	31.5	71.5	34.5	12.7	15.2	0.8	7.3	3.5



## 2020-21 Stanford Men's Basketball Combined Team Statistics All games

### Game Records

Record	Overall	Home	Away	Neutral
ALL GAMES	14-9	2-2	6-5	6-2
CONFERENCE	10-7	2-2	4-5	4-0
NON-CONFERENCE	4-2	0-0	2-0	2-2

### Score by Periods

Team	1st	2nd	OT	TOT
Stanford	747	878	28	1653
Opponents	666	878	36	1580

### Team Box Score

No.	Player				Total		3-Point		F-Throw		Rebounds											
		GP-GS	MIN	AVG	FG-FGA	FG%	3FG-FGA	3FG%	FT-FTA	FT%	OFF	DEF	TOT	AVG	PF	DQ	A	TO	BLK	STL	PTS	AVG
13	DA SILVA, Oscar	23-23	741:41	32.2	156-269	.580	13-43	.302	107-136	.787	41	115	156	6.8	65	4	56	61	24	20	432	18.8
11	DELAIRE, Jaiden	20-17	539:53	27.0	94-192	.490	11-33	.333	58-76	.763	16	63	79	4.0	42	1	20	42	8	18	257	12.9
1	DAVIS, Daejon	10-6	289:53	29.0	41-90	.456	11-32	.344	28-35	.800	6	30	36	3.6	23	2	34	25	0	12	121	12.1
3	WILLIAMS, Ziaire	17-13	479:13	28.2	65-173	.376	19-64	.297	37-45	.822	10	75	85	5.0	39	2	41	51	11	15	186	10.9
14	JONES, Spencer	22-22	626:49	28.5	59-139	.424	38-100	.380	20-31	.645	15	67	82	3.7	69	1	23	22	13	29	176	8.0
2	WILLS, Bryce	14-9	364:58	26.1	46-81	.568	1-7	.143	15-43	.349	5	45	50	3.6	17	0	30	30	5	17	108	7.7
5	O'CONNELL, Michael	21-15	553:23	26.4	49-103	.476	11-34	.324	37-47	.787	10	59	69	3.3	30	1	61	30	3	26	146	7.0
20	TAITZ, Noah	21-0	333:14	15.9	26-74	.351	10-38	.263	11-15	.733	4	21	25	1.2	15	0	6	23	0	13	73	3.5
32	KISUNAS, Lukas	22-10	323:42	14.7	24-45	.533	0-0	.000	11-28	.393	22	48	70	3.2	42	0	12	20	8	5	59	2.7
0	BEGOVICH, Neal	2-0	05:05	2.5	2-2	1.000	1-1	1.000	0-0	.000	0	1	1	0.5	0	0	0	0	0	0	5	2.5
10	MURRELL, Max	18-0	132:30	7.4	13-25	.520	1-6	.167	14-14	1.000	4	11	15	0.8	14	0	1	8	5	4	41	2.3
23	ANGEL, Brandon	14-0	126:58	9.1	7-25	.280	1-13	.077	4-4	1.000	2	12	14	1.0	16	0	3	9	1	4	19	1.4
22	KEEFE, James	21-0	156:03	7.4	8-21	.381	0-0	.000	11-18	.611	12	27	39	1.9	17	0	5	7	3	4	27	1.3
24	BESKIND, Sam	10-0	17:34	1.8	1-2	.500	0-0	.000	1-3	.333	0	1	1	0.1	1	0	0	2	0	0	3	0.3
12	FITZMORRIS, Keenan	4-0	05:14	1.3	0-0	.000	0-0	.000	0-0	.000	0	1	1	0.3	0	0	0	0	0	0	0	0.0
21	BEGOVICH, Daniel	3-0	03:49	1.3	0-0	.000	0-0	.000	0-0	.000	0	1	1	0.3	0	0	0	1	0	0	0	0.0
Team											31	38	69								19	
<b>Total</b>		<b>23</b>	<b>4700</b>		<b>591-1241</b>	<b>.476</b>	<b>117-371</b>	<b>.315</b>	<b>354-495</b>	<b>.715</b>	<b>178</b>	<b>615</b>	<b>793</b>	<b>34.5</b>	<b>390</b>	<b>11</b>	<b>292</b>	<b>350</b>	<b>81</b>	<b>167</b>	<b>1653</b>	<b>71.9</b>
<b>Opponents</b>		<b>23</b>	<b>4700</b>		<b>558-1380</b>	<b>.404</b>	<b>182-554</b>	<b>.329</b>	<b>282-374</b>	<b>.754</b>	<b>240</b>	<b>526</b>	<b>766</b>	<b>33.3</b>	<b>445</b>	<b>6</b>	<b>286</b>	<b>346</b>	<b>82</b>	<b>163</b>	<b>1580</b>	<b>68.7</b>

### Team Statistics

	STAN	OPP
<b>Scoring</b>	<b>1653</b>	<b>1580</b>
Points per game	71.9	68.7
Scoring margin	+3.2	-
<b>Field goals-att</b>	<b>591-1241</b>	<b>558-1380</b>
Field goal pct	.476	.404
<b>3 point fg-att</b>	<b>117-371</b>	<b>182-554</b>
3-point FG pct	.315	.329
3-pt FG made per game	5.1	7.9
<b>Free throws-att</b>	<b>354-495</b>	<b>282-374</b>
Free throw pct	.715	.754
F-Throws made per game	15.4	12.3
<b>Rebounds</b>	<b>793</b>	<b>766</b>
Rebounds per game	34.5	33.3
Rebounding margin	+1.2	-
<b>Assists</b>	<b>292</b>	<b>286</b>
Assists per game	12.7	12.4
<b>Turnovers</b>	<b>350</b>	<b>346</b>
Turnovers per game	15.2	15.0
Turnover margin	-0.2	-
Assist/turnover ratio	0.8	0.8
<b>Steals</b>	<b>167</b>	<b>163</b>
Steals per game	7.3	7.1
<b>Blocks</b>	<b>81</b>	<b>82</b>
Blocks per game	3.5	3.6
<b>Winning streak</b>	<b>0</b>	<b>-</b>
Home win streak	1	-
<b>Attendance</b>	<b>3</b>	<b>200</b>
Home games-Avg/Game	4-1	11-18
Neutral site-Avg/Game	-	8-4

### Team Results

Date	Opponent		Score	Att.
11/30/2020	vs Alabama	W	82-64	0
12/01/2020	vs North Carolina	L	63-67	0
12/02/2020	vs Indiana	L	63-79	0
12/06/2020	at N.C. A&T	W	78-46	0
12/15/2020	at CSUN	W	82-71	0
12/19/2020	vs Arizona	W	78-75	0
12/21/2020	vs CSU Bakersfield	W	63-50	30
01/02/2021	at Oregon	L	56-73	0
01/04/2021	at Oregon St.	W	81-71	0
01/07/2021	vs Washington	W	91-75	1
01/09/2021	vs Washington St.	W	75-60	1
01/14/2021	at Utah	L	65-79	0
01/16/2021	at Colorado	L	64-77	0
01/23/2021	vs UCLA	Wot	73-72	1
01/28/2021	at Arizona	W	73-64	0
01/30/2021	at Arizona St.	L	75-79	0
02/02/2021	Southern California	L	66-72	1
02/04/2021	at California	W	70-55	0
02/07/2021	California	W	76-70	1
02/11/2021	Colorado	L	51-69	0
02/13/2021	Utah	W	73-66	1
02/18/2021	at Washington	W	79-61	0
02/20/2021	at Washington St.	Lot3	76-85	200



**2020-21 Stanford Men's Basketball  
Combined Team Statistics  
In Conference games**

**Game Records**

Record	Overall	Home	Away	Neutral
ALL GAMES	10-7	2-2	4-5	4-0
CONFERENCE	10-7	2-2	4-5	4-0
NON-CONFERENCE	0-0	0-0	0-0	0-0

**Score by Periods**

Team	1st	2nd	OT	TOT
Stanford	550	644	28	1222
Opponents	499	668	36	1203

**Team Box Score**

No.	Player				Total		3-Point		F-Throw		Rebounds											
		GP-GS	MIN	AVG	FG-FGA	FG%	3FG-FGA	3FG%	FT-FTA	FT%	OFF	DEF	TOT	AVG	PF	DQ	A	TO	BLK	STL	PTS	AVG
13	DA SILVA, Oscar	17-17	564:53	33.2	116-210	.552	8-32	.250	81-106	.764	29	92	121	7.1	49	3	42	46	16	15	321	18.9
11	DELAIRE, Jaiden	17-16	497:13	29.2	87-179	.486	10-32	.313	54-70	.771	14	56	70	4.1	36	1	17	39	7	15	238	14.0
3	WILLIAMS, Ziaire	11-7	305:34	27.8	41-103	.398	14-42	.333	22-29	.759	4	42	46	4.2	22	1	30	31	7	10	118	10.7
1	DAVIS, Daejon	6-2	156:10	26.0	22-45	.489	6-17	.353	13-17	.765	2	15	17	2.8	16	2	22	17	0	6	63	10.5
14	JONES, Spencer	16-16	452:26	28.3	49-105	.467	31-73	.425	13-21	.619	9	47	56	3.5	53	1	17	16	6	16	142	8.9
5	O'CONNELL, Michael	16-14	510:54	31.9	45-91	.495	9-28	.321	35-45	.778	7	57	64	4.0	27	1	58	25	2	25	134	8.4
2	WILLS, Bryce	8-3	188:27	23.6	23-43	.535	0-4	.000	6-17	.353	3	19	22	2.8	5	0	17	16	2	9	52	6.5
32	KISUNAS, Lukas	17-10	285:06	16.8	23-43	.535	0-0	.000	8-24	.333	20	42	62	3.6	32	0	10	14	6	4	54	3.2
20	TAITZ, Noah	15-0	237:13	15.8	16-46	.348	6-22	.273	5-6	.833	3	14	17	1.1	10	0	2	15	0	7	43	2.9
10	MURRELL, Max	12-0	101:35	8.5	9-16	.563	0-3	.000	9-9	1.000	2	8	10	0.8	10	0	1	5	4	4	27	2.3
0	BEGOVIH, Neal	1-0	01:53	1.9	1-1	1.000	0-0	.000	0-0	.000	0	0	0	0.0	0	0	0	0	0	0	2	2.0
23	ANGEL, Brandon	12-0	112:02	9.3	6-19	.316	1-10	.100	3-3	1.000	1	11	12	1.0	15	0	3	7	0	4	16	1.3
22	KEEFE, James	15-0	72:49	4.9	4-8	.500	0-0	.000	3-5	.600	4	10	14	0.9	5	0	2	5	1	1	11	0.7
24	BESKIND, Sam	8-0	12:32	1.6	0-1	.000	0-0	.000	1-2	.500	0	0	0	0.0	0	0	0	2	0	0	1	0.1
12	FITZMORRIS, Keenan	2-0	00:37	0.3	0-0	.000	0-0	.000	0-0	.000	0	1	1	0.5	0	0	0	0	0	0	0	0.0
21	BEGOVIH, Daniel	2-0	00:37	0.3	0-0	.000	0-0	.000	0-0	.000	0	0	0	0.0	0	0	0	0	0	0	0	0.0
Team											21	28	49				14					
<b>Total</b>		<b>17</b>	<b>3500</b>		<b>442-910</b>	<b>.486</b>	<b>85-263</b>	<b>.323</b>	<b>253-354</b>	<b>.715</b>	<b>119</b>	<b>442</b>	<b>561</b>	<b>33.0</b>	<b>280</b>	<b>9</b>	<b>221</b>	<b>252</b>	<b>51</b>	<b>116</b>	<b>1222</b>	<b>71.9</b>
<b>Opponents</b>		<b>17</b>	<b>3500</b>		<b>424-1018</b>	<b>.417</b>	<b>143-421</b>	<b>.340</b>	<b>212-270</b>	<b>.785</b>	<b>168</b>	<b>387</b>	<b>555</b>	<b>32.6</b>	<b>313</b>	<b>5</b>	<b>215</b>	<b>245</b>	<b>58</b>	<b>115</b>	<b>1203</b>	<b>70.8</b>


**Team Statistics**

	STAN	OPP
<b>Scoring</b>	<b>1222</b>	<b>1203</b>
Points per game	71.9	70.8
Scoring margin	+1.1	-
<b>Field goals-att</b>	<b>442-910</b>	<b>424-1018</b>
Field goal pct	.486	.417
<b>3 point fg-att</b>	<b>85-263</b>	<b>143-421</b>
3-point FG pct	.323	.340
3-pt FG made per game	5.0	8.4
<b>Free throws-att</b>	<b>253-354</b>	<b>212-270</b>
Free throw pct	.715	.785
F-Throws made per game	14.9	12.5
<b>Rebounds</b>	<b>561</b>	<b>555</b>
Rebounds per game	33.0	32.6
Rebounding margin	+0.4	-
<b>Assists</b>	<b>221</b>	<b>215</b>
Assists per game	13.0	12.6
<b>Turnovers</b>	<b>252</b>	<b>245</b>
Turnovers per game	14.8	14.4
Turnover margin	-0.4	-
Assist/turnover ratio	0.9	0.9
<b>Steals</b>	<b>116</b>	<b>115</b>
Steals per game	6.8	6.8
<b>Blocks</b>	<b>51</b>	<b>58</b>
Blocks per game	3.0	3.4
<b>Winning streak</b>	<b>0</b>	<b>-</b>
Home win streak	1	-
<b>Attendance</b>	<b>3</b>	<b>200</b>
Home games-Avg/Game	4-1	9-22
Neutral site-Avg/Game	-	4-1

**Team Results**

Date	Opponent		Score	Att.
12/19/2020	vs Arizona	W	78-75	0
01/02/2021	at Oregon	L	56-73	0
01/04/2021	at Oregon St.	W	81-71	0
01/07/2021	vs Washington	W	91-75	1
01/09/2021	vs Washington St.	W	75-60	1
01/14/2021	at Utah	L	65-79	0
01/16/2021	at Colorado	L	64-77	0
01/23/2021	vs UCLA	Wot	73-72	1
01/28/2021	at Arizona	W	73-64	0
01/30/2021	at Arizona St.	L	75-79	0
02/02/2021	Southern California	L	66-72	1
02/04/2021	at California	W	70-55	0
02/07/2021	California	W	76-70	1
02/11/2021	Colorado	L	51-69	0
02/13/2021	Utah	W	73-66	1
02/18/2021	at Washington	W	79-61	0
02/20/2021	at Washington St.	Lot3	76-85	200





**0 Neal Begovich**

F • 6-9 • 225 • R-Fr.  
San Francisco, Calif.  
St. Ignatius College Prep




**1 Daejon Davis**

G • 6-3 • 190 • Sr. ©  
Seattle, Wash.  
Garfield



**2 Bryce Wills**

G • 6-6 • 205 • Jr. ©  
White Plains, N.Y.  
Iona Preparatory School




**3 Ziaire Williams**

F • 6-8 • 185 • Fr.  
Lancaster, Calif.  
Sierra Canyon




**5 Michael O'Connell**

G • 6-2 • 185 • Fr.  
Mineola, N.Y.  
Blair Academy (N.J.)




**10 Max Murrell**

F • 6-9 • 210 • Fr.  
Omaha, Neb.  
Millard North



**11 Jaiden Delaire**

F • 6-9 • 210 • Jr.  
North Granby, Conn.  
Granby Memorial



**12 Keenan Fitzmorris**

C • 7-0 • 230 • R-So.  
Overland Park, Kan.  
New Hampton School (N.H.)



**13 Oscar da Silva**

F • 6-9 • 230 • Sr. ©  
Munich, Germany  
Ludwig Gymnasium



**14 Spencer Jones**

F • 6-7 • 225 • So.  
Roeland Park, Kan.  
Bishop Miege



**20 Noah Taitz**

G • 6-3 • 185 • Fr.  
Las Vegas, Nev.  
Bishop Gorman



**21 Daniel Begovich**

G • 6-5 • 205 • Sr.  
San Francisco, Calif.  
St. Ignatius College Prep




**22 James Keefe**

F • 6-9 • 220 • So.  
Los Angeles, Calif.  
Loyola




**23 Brandon Angel**

F • 6-8 • 215 • Fr.  
San Diego, Calif.  
Torrey Pines



**24 Sam Beskind**

G • 6-4 • 190 • R-So.  
Tucson, Ariz.  
Catalina Foothills



**32 Lukas Kisunas**

F • 6-10 • 260 • Jr.  
Vilnius, Lithuania  
Brewster Academy (N.H.)



**Jerod Haase**

Anne and Tony  
Joseph Director of  
Men's Basketball



**Jeff Wulbrun**

James C. Gaither  
Associate Head Coach  
of Men's Basketball




**Adam Cohen**

Associate  
Head Coach



**Jesse Pruitt**

Assistant  
Coach



**David Berkun**

Director of  
Operations



**Tom Orlich**

Assistant to the  
Head Coach



**Camryn Crocker**

Director of Player  
Development



**Mike Chatman**

Sports Performance  
Coach



**Jack Frost**

Program  
Assistant