

# 2019-20 GAME NOTES



## STANFORD MEN'S BASKETBALL



@STANFORDMBB

CONTACT: Zach Reynolds (Assistant Director, Communications) | 541-419-0615 | zreynold@stanford.edu

### 2019-20 SCHEDULE AND RESULTS

#### NOVEMBER

6 (Wed.)	Montana	W, 73-62	P12NET
9 (Sat.)	Cal State Fullerton	W, 70-54	P12NET
12 (Tue.)	Long Beach State	W, 86-58	P12NET
16 (Sat.)	Santa Clara	W, 82-64	P12NET
19 (Tue.)	Maryland Eastern Shore	W, 76-55	P12NET
21 (Thu.)	William & Mary	W, 81-50	P12NET
25 (Mon.)	Oklahoma (1)	W, 73-54	ESPN2
26 (Tue.)	Butler (1)	L, 68-67	ESPN2

#### DECEMBER

1 (Sun.)	UNC Wilmington	W, 72-54	P12NET
14 (Sat.)	at San Jose State	W, 78-58	CBSSN
17 (Tue.)	San Francisco	W, 64-56	P12NET
21 (Sat.)	San Diego (2)	W, 62-59	P12NET
29 (Sun.)	No. 5/5 Kansas	L, 72-56	ABC

#### JANUARY

2 (Thu.)	• California	W, 68-52	ESPN2
9 (Thu.)	• Washington	W, 61-55	FS1
11 (Sat.)	• Washington State	W, 88-62	P12NET
15 (Wed.)	• at UCLA	W, 74-59	P12NET
18 (Sat.)	• at USC	L, 82-78 (ot)	P12NET
26 (Sun.)	• at California	3 p.m.	ESPNU
30 (Thu.)	• Oregon State	8 p.m.	P12NET

#### FEBRUARY

1 (Sat.)	• Oregon	3 p.m.	P12NET
6 (Thu.)	• at Utah	7 p.m.	P12NET
8 (Sat.)	• at Colorado	3 p.m.	P12NET
13 (Thu.)	• Arizona State	8 p.m.	ESPN2/U
15 (Sat.)	• Arizona	7:30 p.m.	P12NET
20 (Thu.)	• at Washington	7 p.m.	P12NET
23 (Sun.)	• at Washington State	5 p.m.	ESPNU
26 (Wed.)	• Utah	7 p.m.	P12NET

#### MARCH

1 (Sun.)	• Colorado	3 p.m.	ESPNU
5 (Thu.)	• at Oregon State	6 p.m.	P12NET
7 (Sat.)	• at Oregon	8 p.m.	FS1
11 (Wed.)	Pac-12 Tournament (3)	-	-
12 (Thu.)	Pac-12 Tournament (3)	-	-
13 (Fri.)	Pac-12 Tournament (3)	-	-
14 (Sat.)	Pac-12 Tournament (3)	-	-

• Pac-12 game

**Bold indicates home game**

- (1) Hall of Fame Classic at Kansas City, Mo.
- (2) Al Attles Classic at San Francisco, Calif.
- (3) Pac-12 Tournament at Las Vegas, Nev.



**STANFORD**  
15-3, 4-1 Pac-12



**CALIFORNIA**  
8-10, 2-3 Pac-12

VS.

### GAME INFORMATION

Date.....	Jan. 26, 2020
Tip-Off Time.....	3 p.m.
Venue .....	Haas Pavilion (11,877)
TV .....	ESPNU
Talent .....	Roxy Bernstein, Corey Williams
Stanford Radio.....	GoStanford.com/TuneIn
Talent .....	Scott Reiss, John Platz
All-Time Series.....	Stanford leads, 125-148
Last Meeting .....	W, 68-52 (Jan. 2, 2020)
Streak.....	W1

### SETTING THE SCENE

Stanford (15-3, 4-1 Pac-12) brings a close to its three-game Pac-12 road trip on Sunday, Jan. 26 when it travels to Bay Area rival California (8-10, 2-3 Pac-12). The tip-off will be broadcast on ESPNU.

### THE OPENING TIP

- Stanford sits atop the Pac-12 table at 4-1 in conference play. The Cardinal's .833 overall winning percentage paces the conference, and is 14th-best nationally.
- Junior Oscar da Silva leads the team with 16.2 points per game, a mark which ranks 10th in the conference. He also holds the 18th-best national mark in field goal percentage (61.0).
- Stanford held 12 of its 13 non-conference opponents below 70 points and limited its first five Pac-12 foes to an average of 62.0 points per game. The program boasts the best overall scoring defense in the Pac-12 (59.7), and the 10th-best nationally.
- Freshmen Tyrell Terry and Spencer Jones have seen blazing starts from beyond the arc in Pac-12 play, with each making 16 and combining for 49.2 percent from deep. Jones leads the league with a 46.4 percent mark across 18 total games, which is fifth-best nationally.
- Stanford picked up a 68-52 win over Cal at Maples Pavilion on Jan. 2, and is looking to sweep the Golden Bears for the first time since 2015, when it earned a pair of double-digit victories.

### BACK IN THE RANKINGS

Stanford climbed into the national rankings for the first time since Jan. 19, 2015 with a No. 25 ranking in the USA Today coaches' poll, which was also where the Cardinal sat in 2015. Following its loss at USC Jan. 18, Stanford is receiving 28 votes in the AP Poll and 17 in the USA Today Coaches' Poll.

### HAAS(E) PAVILION

Stanford is looking for its third-straight win over Cal at Haas Pavilion under head coach Jerod Haase, with the Cardinal picking up a 77-73 win in 2018 and an 84-81 victory in 2019. Daejon Davis has averaged 18.0 points per game in Berkeley, and has scored 14.2 points per night against Cal in his career.

### PROBABLE STARTERS

No.	Player	Pos.	Ht.	Wt.	Yr.	PPG	RPG	APG
1	Daejon Davis	G	6-3	185	Jr.	8.6	3.2	3.9
2	Bryce Wills	G	6-6	195	So.	6.4	4.3	2.4
3	Tyrell Terry	G	6-2	160	Fr.	15.8	5.2	3.6
13	Oscar da Silva	F	6-9	225	Jr.	<b>16.2</b>	<b>5.7</b>	1.7
14	Spencer Jones	F	6-7	195	Fr.	10.2	3.9	0.7

### OFF THE BENCH

4	Isaac White	G	6-2	180	Jr.	4.4	1.5	0.6
5	Kodye Pugh (OUT FOR SEASON - INJURY)	F	6-8	205	R-Jr.	---	---	---
11	Jaiden Delaire	F	6-9	200	So.	5.9	1.8	0.6
12	Keenan Fitzmorris	C	7-0	210	R-Fr.	0.5	0.6	0.0
15	Rodney Herenton	G	6-1	185	Sr.	0.2	0.1	0.3
21	Daniel Begovich	G	6-5	200	Jr.	0.0	0.3	0.0
22	James Keefe	F	6-9	220	Fr.	2.9	2.3	0.1
23	Neal Begovich (REDSHIRTING)	F	6-9	220	Fr.	---	---	---
24	Sam Beskind	G	6-4	193	R-Fr.	0.3	0.3	0.1
32	Lukas Kisunas	F	6-10	245	So.	2.8	3.3	0.7

**ANNE AND TONY JOSEPH  
DIRECTOR OF MEN'S BASKETBALL  
JEROD HAASE**



In three seasons as Stanford's Anne and Tony Joseph Director of Men's Basketball, Jerod Haase has instilled an invested, tough and selfless attitude into the program.

Since arriving on The Farm, the Cardinal has won 63 games, recorded its best conference finish and most league wins in a decade and earned a postseason berth for the first time in three years.

Fueled by back-to-back top-25 recruiting classes, Haase's 2018-19 squad featured freshmen and sophomores accounting for 80 percent of the scoring and rebounding. With one of the youngest rosters in the nation, Stanford won 15 games facing one of the toughest road schedules in Division I.

In 2017-18, Haase guided Stanford to a third-place finish in the Pac-12 with 11 conference wins, the program's highest finish and most league victories in 10 seasons. Competing without two starters for half the season, Stanford won 19 games overall and earned a postseason berth for the first time in three years with a second-round appearance in the NIT.

Several players have flourished under Haase's tutelage. KZ Okpala became Stanford's latest NBA Draft pick in 2019. Along with Okpala's first team all-conference selection and Josh Sharma's All-Pac-12 nod, Reid Travis was a two-time First Team All-Pac-12 selection in 2018 and a two-time NABC All-District pick. Dorian Pickens was named an all-conference player for his performance on the court and the Pac-12 Scholar-Athlete of the Year for his efforts in the classroom in 2018. Daejon Davis was named to the five-member Pac-12 All-Freshman Team in 2018.

During Haase's first season in 2016-17, Stanford posted 14 wins against a challenging schedule and finished among the nation's top-10 percent in the classroom. Haase was appointed Stanford's 18th head coach in school history on March 25, 2016.

At UAB, Haase led the Blazers to the 2016 regular-season Conference USA championship and the program's 15th all-time NCAA Tournament berth in 2015. Haase was 80-53 overall in four seasons while improving the Blazers' win total every year.

Prior to UAB, Haase played for Roy Williams at Kansas and spent 13 years on Williams' staff with the Jayhawks and Tar Heels. Haase is a 1997 graduate of Kansas with a degree in business administration.

YEAR	SCHOOL	OVERALL	POSTSEASON
2012-13	UAB	16-17	-
2013-14	UAB	18-13	-
2014-15	UAB	20-16	NCAA Third Round
2015-16	UAB	26-7	NIT First Round
2016-17	Stanford	14-17	-
2017-18	Stanford	19-16	NIT Second Round
2018-19	Stanford	15-16	-
2019-20	Stanford	15-3	-
<b>OVR</b>		<b>143-105</b>	<b>3 appearances</b>
<b>at Stanford</b>		<b>63-52</b>	<b>1 appearance</b>
<b>at UAB</b>		<b>80-53</b>	<b>2 appearances</b>

**LAST TIME OUT**

Spencer Jones poured in a career-high 18 points with six 3-pointers, and Oscar da Silva finished with 21 points and nine rebounds, but USC rallied past the Cardinal, 82-78 in overtime, on Jan. 18 at the Galen Center. The loss was the first of the season for Stanford in Pac-12 play.

The Cardinal dominated the first half, shooting 65.5 percent from the field and closing it on a 7-0 run to take a 45-25 lead into the break. However, Stanford shot just 34.8 percent after intermission.

**WEEKLY HONORS**

Point guard Tyrell Terry was named the Pac-12 Freshman of the Week on Jan. 13 after his impressive weekend against the Washington schools. Terry averaged 16.5 points per game, including a career-best 22 against the Cougars and 11 vs. the Huskies, including the go-ahead 3-pointer with 1:37 to go.

**BASKETBALL'S BIG GAME**

Stanford moved to 5-3 in the Jerod Haase era against rival California with a 68-52 win Jan. 2 The teams have split each of the season series since his appointment in 2016, with the Cardinal also picking up an 18-point victory in the 2018 Pac-12 Tournament over the Bears. Cal leads the all-time series, 148-125, with the first meeting dating back to 1913-14. Stanford is 28-15 in the series since the turn of the millennium.

**BEST START SINCE 2011-12**

Stanford (15-3) is off to its best start since the 2011-12 team accomplished the same feat, led by Chasson Randle and Josh Owens. The Cardinal has already matched its win total (15) from a year ago, and is looking to move to 6-1, or better, in Pac-12 play for the first time since the 2003-04 team, which won its first 17 conference meetings.

**AMONG THE NATION'S BEST**

The Cardinal paces the Pac-12 in scoring defense at 59.7 points per game - a mark that ranks 10th-best nationally. On the opposite end of the floor, Stanford holds the country's ninth-best field goal percentage (48.9) and eighth-best 3-point percentage (39.6), while limiting foes to just 30.2 percent from downtown, which leads the Pac-12.

**THE NET RESULT**

Stanford debuted at No. 9 in the first edition of the NCAA's NET rankings released on Dec. 16. Just over a month later, the Cardinal is still in the mix at No. 13. Stanford is the second-highest ranked among Pac-12 programs, trailing No. 10 Arizona, while three teams check in among the top-25, six in the top 50 and nine in the top 100. Three Pac-12 teams in the top-17 (Arizona, Stanford, Oregon) matches the best for any conference, along with the ACC, Big East and Big 12.

**TERRY MAKES IMMEDIATE IMPACT**

Freshman Tyrell Terry has been dynamic while running the offense, scoring in double figures in 16 games. Included in that stretch were back-to-back double-doubles against William & Mary (Nov. 21) and Oklahoma (Nov. 25), becoming the first Cardinal freshman with consecutive double-doubles since Michael Humphrey in 2015. Terry, who has produced seven 20-point games, is averaging 15.8 points to go along with 5.2 rebounds and 3.6 assists. Terry is shooting 46.9 percent overall, 42.7 percent from three-point range and 88.7 percent from the foul line.

2019-20 ROSTER							
No.	Player	Pos.	Ht.	Wt.	Yr.	Major	Hometown (High School)
1	Daejon Davis	G	6-3	185	Jr.	Communication	Seattle, Wash. (Garfield HS)
2	Bryce Wills	G	6-6	195	So.	Undeclared	White Plains, N.Y. (Iona Prep)
3	Tyrell Terry	G	6-2	160	Fr.	Undeclared	Minneapolis, Minn. (DeLaSalle HS)
4	Isaac White	G	6-2	180	Jr.	Sociology	Adelaide, Australia (Sacred Heart College HS)
5	Kodye Pugh	F	6-8	205	R-Jr.	Film and Media Studies	Baltimore, Md. (Blair Academy - N.J.)
11	Jaiden Delaire	F	6-9	200	So.	Undeclared	North Granby, Conn. (Granby Memorial)
12	Keenan Fitzmorris	C	7-0	210	R-Fr.	Undeclared	Overland Park, Kan. (New Hampton School - N.H.)
13	Oscar da Silva	F	6-9	225	Jr.	Biology	Munich, Germany (Ludwig Gymnasium)
14	Spencer Jones	F	6-7	195	Fr.	Undeclared	Roeland Park, Kan. (Bishop Medge HS)
15	Rodney Herenton	G	6-1	185	Sr.	International Relations	Chicago, Ill. (Stevenson HS)
21	Daniel Begovich	F	6-5	200	Jr.	Undeclared	San Francisco, Calif. (St. Ignatius College Prep)
22	James Keefe	F	6-9	220	Fr.	Undeclared	Los Angeles, Calif. (Loyola HS)
23	Neal Begovich	F	6-9	220	Fr.	Undeclared	San Francisco, Calif. (St. Ignatius College Prep)
24	Sam Beskind	G	6-4	193	R-Fr.	Undeclared	Tucson, Ariz. (Catalina Foothills HS)
32	Lukas Kisunas	F	6-10	245	So.	Undeclared	Vilnius, Lithuania (Brewster Academy - N.H.)
Jerod <b>HAASE</b> ..... rhymes with pass							
<b>DAEJON</b> Davis ..... DAY-jhon							
<b>KODYE PUGH</b> ..... Cody Pew							
Lukas <b>KISUNAS</b> ..... kah-SOON-us							
<b>ISAAC</b> White ..... EYE-zack							

**TURN IT OVER**

Forcing its opponents to cough up the ball, Stanford has goaded its opponents into turnovers on 24.2 percent of possessions, which ranks 14th-best nationally per KenPom. Cardinal opponents are averaging 17.1 turnover per game, which stays constant at 17.2 during Pac-12 play. Stanford limited its first 12 foes to less than 70 points, representing the first time the Cardinal accomplished the feat since a 13-game stretch from Nov. 12, 1999-Jan. 13, 2000.

**THE LAST MEETING WITH CAL**

Daejon Davis scored a season-high 20 points with six rebounds and five assists in helping Stanford beat California, 68-52, in the Pac-12 Conference opener for both teams on Jan. 2 at Maples Pavilion.

Tyrell Terry added 14 points and five rebounds for the Cardinal, which beat Cal at home for the first time in three years. Bryce Wills scored 10 points, and the Cardinal limited the Bears to just 30.4 percent shooting.

**EUROPEAN ADVENTURE**

Stanford embarked on a 10-day European tour from Aug. 18-28, visiting Italy, Germany and Switzerland as part of an educational and cultural experience that included four exhibition games. In addition to its 11 returnees, the Cardinal's four-member freshman class joined the tour. Other highlights: a team visit to Oscar da Silva's hometown of Munich and walk-ons Sam Beskind and Rodney Herenton being presented with scholarships in a surprise ceremony on Lake Como.

**LEAVING NO DOUBT**

12 of Stanford's 15 victories have come by double digits, including five 20-point wins and a season-best 31-point rout of William & Mary on Nov. 21. Stanford produced 10 double-digit wins overall in 2018-19. Meanwhile, the Cardinal's plus-14.1 scoring margin ranks second in the Pac-12 and 14th in the nation.

**TEST THE STOCK MARKET**

Stanford has registered double digit stocks (steals + blocks) in 16 of 18 contests this season, and averages 11.9 per game this season. Four Stanford players average north of a steal per game: Daejon Davis (1.8), Tyrell Terry (1.6), Oscar da Silva (1.4) and Bryce Wills (1.1). Additionally, Spencer Jones paces the team with 1.0 blocks per game.

**da SILVA'S STRONG START**

Picking up where he left off in 2018-19, Oscar da Silva has emerged as Stanford's top scorer (16.2 ppg) and rebounder (5.7 rpg). Reaching double-figure scoring in 15 of 18 games, da Silva is shooting 61.6 percent overall and has been the Cardinal's most frequent visitor to the foul line, making 65-for-81 for 80.2 percent. Against UNC Wilmington on Dec. 1, da Silva poured in a career-high 26 points after making 11-14 from the field, while the Munich, Germany native scored a career-best eight points from the free throw line against Kansas Dec. 29.

**JONES' SHARP-SHOOTING FROM DEEP**

Since being inserted into the starting lineup following the season opener, freshman Spencer Jones (10.2 ppg) has provided a spark. Of Jones' 61 field goals, 52 have come from three-point territory, including his first 17 buckets to begin the season. Jones, who has reached double figures in scoring nine times, has made a team-best 46.4 percent (52-for-112) from long range while his size and athleticism have presented matchup issues for opponents.

**IN THE COMMUNITY**

As profiled by the Stanford Daily, four Stanford players lent their time over winter break volunteering with 'Hoopin' with Santa,' helping to run a basketball camp in East Palo Alto. Isaac White, Sam Beskind, Neal Begovich and Daniel Begovich manned a plethora of stations ranging from shooting to ball handling for approximately 60 kids in the area.

**FLOOR BURNS**

During his playing career at Kansas, Jerod Haase was known for his energy and passion on the court. Whether it be diving for loose balls or taking charges, Haase's trademark hustle was always on display. During his time with the Jayhawks, the "floor burns" statistic was created in his honor and is still tracked by the program. Haase totaled 167 floor burns during the 1996-97 season. Stanford's individual 2019-20 totals (130 combined) are as follows:

Daejon Davis.....	25	Jaiden Delaire.....	6
Oscar da Silva .....	24	Isaac White.....	2
Bryce Wills .....	21	Keenan Fitzmorris .....	2
Tyrell Terry.....	16	Rodney Herenton .....	1
James Keefe .....	13	Sam Beskind .....	1
Spencer Jones .....	12		
Lukas Kisunas .....	7		

**2019-20 PAC-12 STANDINGS**

TEAM	CONFERENCE			OVERALL		
	W	L	PCT.	W	L	PCT.
1.....Stanford .....	4	1	.800	15	3	.833
2.....Oregon .....	5	2	.714	16	4	.800
3.....USC.....	4	2	.667	15	4	.789
.....Colorado .....	4	2	.667	15	4	.789
5.....Arizona .....	3	2	.600	13	5	.722
.....UCLA.....	3	3	.500	10	9	.526
7.....Washington St...	3	4	.429	12	8	.600
8.....Arizona St.....	2	3	.400	11	7	.588
.....California .....	2	3	.400	8	10	.444
10...Utah.....	2	4	.333	11	7	.611
11...Oregon St .....	2	5	.286	12	7	.632
.....Washington.....	2	5	.286	12	8	.600

\*Through Jan. 23

**IN THE SERIES - CALIFORNIA**

Series History.....	Stanford trails, 125-148
Streak.....	W1
Last 5 Meetings .....	Stanford leads, 4-1
Last 10 Meetings .....	Stanford leads, 6-4
Under Jerod Haase.....	Stanford leads, 5-3
Biggest Win .....	51 (101-50), 1999-00
Biggest Loss .....	40 (48-88), 1946-47
Most Points Scored .....	101 (1999-00)
Most Points Allowed .....	101 (1976-77)

**STANFORD QUICK FACTS**

<b>Home Arena</b> .....	Maples Pavilion
Opened .....	1968
Capacity .....	7,223
Record at Maples .....	550-219 (.715)
Conference Record at Maples .....	275-167 (.622)

**Anne and Tony Joseph Director of**

<b>Men's Basketball</b> .....	Jerod Haase
Alma Mater.....	Kansas '97
Record at Stanford.....	63-52 (4th year)
Overall .....	143-105 (8th year)

**James C. Gaither Associate Head Coach of**

<b>Men's Basketball</b> .....	Jeff Wilbrun (4th year)
<b>Associate Head Coach</b> .....	Adam Cohen (4th year)
<b>Assistant Coach</b> .....	Jesse Pruitt (4th year)
<b>Assistant to the Head Coach</b> .....	Tom Orlich (4th year)
<b>Director of Operations</b> .....	David Berkun (4th year)
<b>Player Development</b> .....	Camryn Crocker (1st year)
<b>Athletic Trainer</b> .....	Dominic Vincentini (4th year)
<b>Sports Performance</b> .....	Mike Chatman (1st year)
<b>Program Assistant</b> .....	Jack Frost (1st year)
<b>Asst. Dir. of Operations</b> .....	Caleb Feist (1st year)
<b>Student Assistant Coach</b> ..	Trevor Stanback (1st year)
<b>Captains</b> .....	Daejon Davis, Oscar da Silva
<b>First Season</b> .....	1913-14 (105th season)
<b>All-Time Record</b> .....	1,547-1,164 (.571)
<b>NCAA Championships</b> .....	1 (1942)
<b>NCAA Final Four</b> .....	2 (1942, 1998)
<b>NCAA Appearances</b> .....	17 (1942, '89, '92, '95, '96, '97, '98, '99, '00, '01, '02, '03, '04, '05, '07, '08, '14)
<b>NIT Championships</b> .....	3 (1991, '12, '15)
<b>NIT Appearances</b> ..	9 (1988, '90, '91, '94, '06, '12, '13, '15, '18)
<b>Conference Championships</b> .....	7 (1920 (PCC), '21(PCC), '63 (co-AAWU), 1999, '00, '01, '04)
<b>Pac-12 Championships</b> .....	4 (1999, '00, '01, '04)

### 2019-20 STANFORD TEAM HIGHS

<b>Points</b>	88, vs. Washington State (1-11-20)
<b>FG made</b>	36, vs. Washington State (1-11-20)
<b>FG att.</b>	65, 2x, last vs. Oklahoma (11-25-19)
<b>FG%</b>	61.0, vs. Washington State (1-11-20)
<b>3-pt. FG made</b>	11, vs. Washington (1-9-20)
<b>3-pt. FG att.</b>	30, vs. Washington (1-9-20)
<b>FT made</b>	26, vs. Santa Clara (11-16-19)
<b>FT att.</b>	35, vs. Santa Clara (11-16-19)
<b>Rebounds</b>	51, vs. Oklahoma (11-25-19)
<b>Assists</b>	23, 2x, last vs. Washington State (1-11-20)
<b>Steals</b>	13, vs. Montana (11-6-19)
<b>Blocks</b>	6, vs. William & Mary (11-21-19)
<b>Fewest Turnovers</b>	9, vs. Washington State (1-11-20)
<b>Fewest Fouls</b>	8, vs. UNC Wilmington (12-1-19)
<b>First Half pts.</b>	47, vs. Long Beach State (11-12-19)
<b>Second Half pts.</b>	46, 2x, last vs. San Francisco (12-17-19)

### 2019-20 STANFORD TEAM LOWS

<b>Points</b>	56, vs. Kansas (12-29-19)
<b>FG made</b>	19, vs. Kansas (12-29-19)
<b>FG att.</b>	47, 2x, last vs. UCLA (1-15-20)
<b>FG%</b>	38.0, vs. Kansas (12-29-19)
<b>3-pt. FG made</b>	4, 3x, last vs. San Francisco (12-17-19)
<b>3-pt. FG att.</b>	10, vs. Santa Clara (11-16-19)
<b>FT made</b>	6, 3x, last vs. Washington (1-9-20)
<b>FT att.</b>	7, vs. Long Beach State (11-12-19)
<b>Rebounds</b>	23, vs. Butler (11-26-19)
<b>Assists</b>	6, vs. San Francisco (12-17-19)
<b>Steals</b>	2, vs. UCLA (1-15-20)
<b>Blocks</b>	1, vs. Long Beach State (11-12-19)
<b>Most Turnovers</b>	20, vs. San Diego (12-21-19)
<b>Most Fouls</b>	26, at USC (1-18-20)
<b>First Half pts.</b>	18, 2x, last vs. Kansas (12-29-19)
<b>Second Half pts.</b>	24, at USC (1-18-20)

### 2019-20 OPPONENT TEAM HIGHS

<b>Points</b>	82, at USC (1-18-20)
<b>FG made</b>	28, vs. Butler (11-26-19)
<b>FG att.</b>	63, vs. San Diego (12-21-19)
<b>FG%</b>	48.3, vs. Butler (11-26-19)
<b>3-pt. FG made</b>	12, vs. Washington State (1-11-20)
<b>3-pt. FG att.</b>	31, at San Jose State (12-14-19)
<b>FT made</b>	27, at USC (1-18-20)
<b>FT att.</b>	36, at USC (1-18-20)
<b>Rebounds</b>	46, vs. Washington (1-9-20)
<b>Assists</b>	15, 2x, last vs. UCLA (1-15-20)
<b>Steals</b>	10, 2x, last vs. San Diego (12-21-19)
<b>Blocks</b>	8, 2x, last at USC (1-18-20)
<b>Fewest Turnovers</b>	11, vs. Butler (11-26-19)
<b>Fewest Fouls</b>	12, vs. California (1-2-20)
<b>First Half pts.</b>	32, vs. Santa Clara (11-16-19)
<b>Second Half pts.</b>	44, 3x, last at USC (1-18-20)

### 2019-20 OPPONENT TEAM LOWS

<b>Points</b>	50, vs. William & Mary (11-21-19)
<b>FG made</b>	17, 2x, last vs. California (1-2-20)
<b>FG att.</b>	50, vs. William & Mary (11-21-19)
<b>FG%</b>	29.8, at San Jose State (12-14-19)
<b>3-pt. FG made</b>	3, vs. Washington (1-2-20)
<b>3-pt. FG att.</b>	15, vs. California (1-2-20)
<b>FT made</b>	0, vs. UNC Wilmington (12-1-19)
<b>FT att.</b>	2, vs. UNC Wilmington (12-1-19)
<b>Rebounds</b>	25, vs. William & Mary (11-21-19)
<b>Assists</b>	3, vs. California (1-2-20)
<b>Steals</b>	2, vs. UNC Wilmington (12-1-19)
<b>Blocks</b>	0, vs. UNC Wilmington (12-1-19)
<b>Most Turnovers</b>	22, vs. San Francisco (12-17-19)
<b>Most Fouls</b>	26, vs. Santa Clara (11-16-19)
<b>First Half pts.</b>	16, vs. Maryland Eastern Shore (11-19-19)
<b>Second Half pts.</b>	25, vs. William & Mary (11-21-19)

### GAME-BY-GAME STARTERS

Opponent	Guard	Guard	Guard/Forward	Forward	Forward/Center
<b>Montana</b>	Terry	Davis	Wills	da Silva	Kisunas
<b>Cal State Fullerton</b>	Terry	Davis	Wills	Jones	da Silva
<b>Long Beach State</b>	Terry	Davis	Wills	Jones	da Silva
<b>Santa Clara</b>	Terry	Davis	Wills	Jones	da Silva
<b>Maryland Eastern Shore</b>	Terry	Davis	Wills	Jones	da Silva
<b>William &amp; Mary</b>	Terry	Davis	Wills	Jones	da Silva
vs. Oklahoma	Terry	Davis	Wills	Jones	da Silva
vs. Butler	Terry	Davis	Wills	Jones	da Silva
<b>UNC Wilmington</b>	Terry	Davis	Wills	Jones	da Silva
at San Jose State	Terry	Davis	Wills	Jones	da Silva
<b>San Francisco</b>	Davis	Wills	Jones	da Silva	Kisunas
vs. San Diego	Terry	Davis	Wills	Jones	da Silva
<b>Kansas</b>	Terry	Davis	Wills	Jones	da Silva
<b>California</b>	Terry	Davis	Wills	Jones	da Silva
<b>Washington</b>	Terry	Davis	Wills	Jones	da Silva
<b>Washington State</b>	Terry	Davis	Wills	Jones	da Silva
at UCLA	Terry	Davis	Wills	Jones	da Silva
at USC	Terry	Davis	Wills	Jones	da Silva
at California					
<b>Oregon State</b>					
<b>Oregon</b>					
at Utah					
at Colorado					
<b>Arizona State</b>					
<b>Arizona</b>					
at Washington					
at Washington State					
<b>Utah</b>					
<b>Colorado</b>					
at Oregon State					
at Oregon					

### BY THE NUMBERS

DOUBLE-DOUBLES	2019-20	CAREER
Tyrell Terry	2	2
Oscar da Silva	1	5
Daejon Davis	-	3

20+ POINT GAMES	2019-20	CAREER
Tyrell Terry	7	7
Oscar da Silva	4	8
Daejon Davis	1	5
Jaiden Delaire	1	1
Isaac White	-	1

DOUBLE-DIGIT POINTS	2019-20	CAREER
Tyrell Terry	15	15
Oscar da Silva	14	34
Spencer Jones	9	9
Bryce Wills	7	16
Daejon Davis	6	41
Isaac White	2	10
Jaiden Delaire	2	4

DOUBLE-DIGIT REBOUNDS	2019-20	CAREER
Oscar da Silva	2	9
Tyrell Terry	2	2
Lukas Kisunas	1	1
Daejon Davis	-	2

DOUBLE-DIGIT ASSISTS	2019-20	CAREER
Daejon Davis	-	2

### BY THE NUMBERS

LED TEAM IN SCORING (includes ties)	2019-20	CAREER
Oscar da Silva	7	11
Tyrell Terry	7	7
Daejon Davis	3	12
Jaiden Delaire	2	2
Spencer Jones	1	1
Bryce Wills	-	1

LED TEAM IN REBOUNDING (includes ties)	2019-20	CAREER
Oscar da Silva	8	18
Tyrell Terry	8	8
Bryce Wills	4	6
Lukas Kisunas	3	3
Daejon Davis	2	6
Spencer Jones	2	2

LED IN ASSISTS (includes ties)	2019-20	CAREER
Daejon Davis	11	51
Tyrell Terry	7	7
Bryce Wills	3	10
Oscar da Silva	1	7
Isaac White	-	2
Jaiden Delaire	-	1
Kodye Pugh	-	1



## THE LAST TIME - TEAM

### Scored 100 points

Stanford	104, vs. UCLA (2-16-19)
Opponent	108, Florida (11-23-17)

### Scored less than 50 points

Stanford	46, at Oregon (2-10-19)
Opponent	46, at Oregon State (1-19-17)

### Scored less than 40 points

Stanford	39, at Washington State (2-25-06)
Opponent	38, vs. Carroll College (12-27-15)

### Overtime game

Stanford win	vs. UCLA (107-99 on 1-4-18)
Stanford loss	at USC (82-78 on 1-18-20)

### Double Overtime game

Stanford win	vs. UCLA (107-99 in 2OT on 1-4-18)
Stanford loss	at UCLA (86-61 in 2OT on 1-8-15)

### 40-point win

Stanford	Stanford 98, Washington State 50 (2-28-19)
Opponent	Oregon State 81, Stanford 38 (1-11-82)

### 50-point win

Stanford	Stanford 111, Harvard 56 (11-9-07)
Opponent	never

### 60 points in a half

Stanford	63 (1st half), vs. Harvard (11-9-07)
Opponent	60 (2nd half), at USC (1-26-02)

### Between 16-20 points in a half

Stanford	20 (1st half), vs. Washington (1-9-20)
Opponent	18 (1st half), vs. Washington State (1-11-20)

### 15 points or less in a half

Stanford	13 (1st half), vs. Florida (11-22-18)
Opponent	15 (1st half), Washington State (2-28-19)

### 50 rebounds by a team

Stanford	51, vs. Oklahoma (11-25-19)
Opponent	51, Portland State (11-28-18)

### 12 or more three-pointers in a game

Stanford	13, vs. Washington State (2-28-19)
Opponent	12, Washington State (1-11-20)

### 10 or more steals in a game

Stanford	10, vs. Washington (1-9-20)
Opponent	10, vs. San Francisco (12-17-19)

### 25 turnovers in a game

Stanford	28, vs. Portland State (11-26-17)
Opponent	25, vs. Arkansas-Pine Bluff (12-29-14)

### Five players scoring in double digits

Stanford	5, vs. Washington State (2-28-19)
Opponent	5, Arizona (1-9-19)

### More than five players scoring in double digits

Stanford	6, vs. Green Bay (11-13-15)
Opponent	6, at Colorado (3-2-17)

## THE LAST TIME - INDIVIDUAL

### Player recorded a double-double

Stanford	Tyrell Terry (20 pts/11 rebs), vs. Oklahoma (11-25-19)
Opponent	Jalen Hill (14 pts/12 rebs), UCLA (1-15-20)

### Two players recorded a double-double

Stanford	Sharma (16 pts., 14 rebs.)/da Silva (15 pts./10 rebs.), vs. Washington (3-3-19)
Opponent	Steadman (17 pts./11 rebs.)/ Barry (15 pts., 10 rebs.), San Jose State (12-18-18)

### Player recorded a triple-double

Stanford	Brook Lopez (18 pts/11 reb/12 blk), vs. USC (1-25-07)
Opponent	Kyle Weaver (14 pts/13 reb/10 ast), vs. Washington State (1-13-07)

### Game decided by buzzer-beater

Stanford win	Daejon Davis, vs. USC (1-7-18)
Stanford loss	Lamont Jones, vs. Arizona (2-27-10)

### 30 points

Stanford	KZ Okpala (30), at California (2-3-19)
Opponent	Aaron Holiday (34), UCLA (3-8-18)

### 40 points

Stanford	Casey Jacobsen (41), vs. Oregon (2-7-02)
Opponent	Damon Stoudamire (45), Arizona (1-14-95)

### Two players with 20 or more points

Stanford	Josh Sharma (22)/KZ Okpala (20), vs. UCLA (2-16-19)
Opponent	Nick Rakocevic (23)/Bennie Boatwright (22), USC (12-29-18)

### Three players with 20 or more points

Stanford	Brown (21)/Randle (21)/Nastic (20), vs. Arizona State (1-24-15)
Opponent	Moore (25)/Brown (23)/Carmichael (21), vs. Illinois State (3-19-12)

### No double digit scorer

Stanford	at USC (1-20-11)
Opponent	vs. Carroll College (12-27-15)

### 12 field goals

Stanford	Michael Humphrey (12), vs. UCLA (2-27-16)
Opponent	Aaron Holiday (12), UCLA (3-8-18)

### 7 three-pointers

Stanford	Dorian Pickens (7) at Washington State (1-11-18)
Opponent	Legerald Vick (7), Kansas (12-1-18)

### 15 free throws

Stanford	Reid Travis (19), at Kansas (12-3-16)
Opponent	Jared Cunningham (15), vs. Oregon State (3-9-11)

### 15 rebounds

Stanford	Josh Sharma (18), vs. Long Beach State (12-29-18)
Opponent	Jaden McDaniels (15), Washington (1-9-20)

### 20 rebounds

Stanford	Michael Humphrey (20), at Oklahoma State (3-19-18)
Opponent	Andre Roberson (20), at Colorado (1-24-13)

### Three players with 10 or more rebounds

Stanford	Travis (12)/R. Allen (10)/Pickens (10), vs. Villanova (11-26-15)
Opponent	Johnson (13)/Scott (10), at Colorado (2-15-15)

### 10 assists

Stanford	Daejon Davis (11), vs. UCLA (2-16-19)
Opponent	Chris Chiozza (11), Florida (11-23-17)



# #1 DAEJON DAVIS

Junior | Guard | 6-3 | 185

Seattle, Wash. | Garfield | Communication

## Three things to know...

- 1: Elite defender and playmaker - consensus top-60 recruit in 2017
- 2: Holds Stanford's freshman record for assists (160), topping the mark set by Brevin Knight in 1993-94
- 3: Team captain as a junior, along with Oscar da Silva

**Career Accolades:** 2019-20 Preseason All-Pac-12 second team ... 2018 Pac-12 All-Freshman Team ... Pac-12 Player of the Week (Jan. 15, 2018)

**Trending:** Ranks 11th in program history with 344 career assists ... T-14th (with Landry Fields) in career steals with 111 ... Has five assists in each of Stanford's five Pac-12 contests.

## DAVIS' CAREER HIGHS

Points ..... 23, at UCLA 1/27/18  
 FG ..... 9, at UCLA 1/27/18  
 FGA ..... 19, at UCLA, 1/27/18  
 3FG ..... 3, three times  
 3FGA ..... 6, six times  
 FT ..... 8, vs. Oregon State 2/1/18  
 FTA ..... 12, vs. Oregon State 2/1/18  
 Rebounds ..... 10, twice  
 Assists ..... 11, vs. UCLA 2/6/19  
 Blocks ..... 2, twice  
 Steals ..... 5, three times  
 Minutes ..... 45, vs. UCLA 1/4/18

## DAVIS' SEASON HIGHS

Points ..... 20, vs. California 1/2/20  
 FG ..... 8, vs. San Francisco 12/17/19  
 FGA ..... 15, vs. California 1/2/20  
 3FG ..... 3, vs. California 1/2/20  
 3FGA ..... 6, twice  
 FT ..... 4, twice  
 FTA ..... 5, three times  
 Rebounds ..... 9, vs. San Diego 12/21/19  
 Assists ..... 6, vs. Butler 11/26/19  
 Blocks ..... 2, vs. San Francisco 12/17/19  
 Steals ..... 5, vs. Montana 11/6/19  
 Minutes ..... 40, at USC 1/18/20

## FAST FIVE

**Nicknames:** Zoc, Dae, Swaggy D, Jon Jon

**Most people might not know:** If I could be one animal, I would be a wolf, just to be a part of the pack.

**Favorite class at Stanford:** Drawing 1

**Significance behind jersey number:** Mentor, Mitch Johnson, wore No. 1 when he played at Stanford (2006-09)

**First basketball interest:** Mom surprised him one day with tickets to a Seattle Sonics game against LeBron James and the Cleveland Cavaliers

## 2019-20 GAME-BY-GAME

Opponent	Date	GS	Min	FG-FGA	Pct	3FG-FGA	Pct	FT-FTA	Pct	O/D/T	Avg	PF	FO	A/T	B	S	P	Avg
MONTANA	11/06/19	*	33	1-5	.200	0-0	.000	0-0	.000	0/2/2	2.0	2	0	4/1	0	5	2	2.0
CS FULLERTON	11/09/19	*	33	6-7	.857	1-1	1.000	1-5	.200	0/5/5	3.5	1	0	2/3	1	3	14	8.0
LONG BEACH ST.	11/12/19	*	23	3-3	1.000	2-2	1.000	0-0	.000	0/2/2	3.0	4	0	3/2	0	1	8	8.0
SANTA CLARA	11/16/19	*	36	5-8	.625	1-2	.500	4-5	.800	1/3/4	3.3	2	0	2/2	0	2	15	9.8
UMES	11/19/19	*	24	2-5	.400	1-1	1.000	0-0	.000	0/2/2	3.0	0	0	4/3	0	1	5	8.8
WILLIAM & MARY	11/21/19	*	29	4-8	.500	2-2	1.000	4-4	1.000	0/2/2	2.8	3	0	4/3	1	3	14	9.7
vs Oklahoma	11/25/19	*	32	3-9	.333	2-5	.400	0-0	.000	0/2/2	2.7	1	0	4/3	1	1	8	9.4
vs Butler	11/26/19	*	39	1-6	.167	0-3	.000	0-0	.000	0/3/3	2.8	2	0	6/3	1	2	2	8.5
UNC WILMINGTON	12/01/19	*	34	2-4	.500	0-1	.000	0-1	.000	0/2/2	2.7	1	0	5/3	0	1	4	8.0
at San Jose St.	12/14/19	*	14	1-1	1.000	0-0	.000	0-0	.000	0/0/0	2.4	4	0	0/2	0	1	2	7.4
SAN FRANCISCO	12/17/19	*	39	8-11	.727	0-0	.000	2-3	.667	0/3/3	2.5	3	0	4/5	2	3	18	8.4
vs San Diego	12/21/19	*	39	4-12	.333	0-1	.000	0-2	.000	1/8/9	3.0	2	0	4/2	1	1	8	8.3
KANSAS	12/29/19	*	38	3-11	.273	1-5	.200	1-2	.500	0/2/2	2.9	4	0	3/2	1	0	8	8.3
CALIFORNIA	01/02/20	*	35	7-15	.467	3-6	.500	3-3	1.000	0/6/6	3.1	4	0	5/1	0	3	20	9.1
WASHINGTON	01/09/20	*	27	4-11	.364	2-6	.333	2-5	.400	1/2/3	3.1	2	0	5/2	0	2	12	9.3
WASHINGTON ST	01/11/20	*	28	2-4	.500	1-3	.333	1-2	.500	1/2/3	3.1	2	0	5/3	0	1	6	9.1
at UCLA	01/15/20	*	33	2-8	.250	0-2	.000	2-3	.667	1/5/6	3.3	0	0	5/2	1	1	6	8.9
at USC	01/18/20	*	40	1-8	.125	0-1	.000	1-2	.500	0/1/1	3.2	3	0	5/3	0	1	3	8.6
at California	01/26/20	*																
OREGON ST	01/30/20	*																
OREGON	02/01/20	*																
at Utah	02/06/20	*																
at Colorado	02/08/20	*																
ARIZONA ST	02/13/20	*																
ARIZONA	02/15/20	*																
at Washington	02/20/20	*																
at Washington St	02/23/20	*																
UTAH	02/26/20	*																
COLORADO	03/01/20	*																
at Oregon St	03/05/20	*																
at Oregon	03/07/20	*																

## CAREER STATS

YEAR	GP	GS	MIN	AVG	FG	FGA	PCT	3-POINT			FT	FTA	PCT	REBOUNDING				PF	FO	AST	TO	BLK	STL	PTS	AVG
								FG	FGA	PCT				OFF	DEF	TOT	AVG								
2017-18	33	33	1013	30.7	117	249	.470	25	62	.403	93	138	.674	24	120	144	4.4	82	3	160	132	6	40	352	10.7
2018-19	26	25	787	30.3	98	230	.426	28	82	.341	72	95	.758	15	63	78	3.0	69	1	114	82	7	39	296	11.4
2019-20	18	18	576	32.0	59	136	.434	16	41	.390	21	37	.568	5	52	57	3.2	40	0	70	45	9	32	155	8.6
<b>TOTAL</b>	<b>77</b>	<b>76</b>	<b>2376</b>	<b>30.9</b>	<b>274</b>	<b>615</b>	<b>.446</b>	<b>69</b>	<b>185</b>	<b>.373</b>	<b>186</b>	<b>270</b>	<b>.689</b>	<b>44</b>	<b>235</b>	<b>279</b>	<b>3.6</b>	<b>191</b>	<b>4</b>	<b>344</b>	<b>259</b>	<b>22</b>	<b>111</b>	<b>803</b>	<b>10.4</b>



## #2 BRYCE WILLS

Sophomore | Guard | 6-6 | 195

White Plains, N.Y. | Iona Prep | Undeclared

### Three things to know...

1: Versatile guard - can play & defend 1-4

2: One of the top defensive players in the country

3: Four-star recruit, competed with Tyrell Terry for USA Select team in the Albert Schweitzer Tournament at the Under-18 FIBA World Cup in Germany in 2018

**Trending:** Has a steal or block in 16 of 18 contests this season ... Scored in double figures in three of five Pac-12 contests.

### FAST FIVE

**Nickname:** B-Wills, Beasty

**Favorite class at Stanford:** Introduction to Finance and Investment

**Working on specific area of his game:** Gaining weight and my body, along with the consistency of my jumper.

**Most people might not know:** In elementary school, I played the violin, saxophone and piano.

**Favorite TV show:** If Game of Thrones is ruled out because it ended, I would choose Power or The 100.

### WILLS' CAREER HIGHS

Points ..... 16, at California 2/3/19  
 FG ..... 6, twice  
 FGA ..... 11, vs. San Francisco 12/17/19  
 3FG ..... 2, three times  
 3FGA ..... 4, vs. Long Beach St. 11/12/19  
 FT ..... 4, five times  
 FTA ..... 9, at Oregon 2/10/19  
 Rebounds ..... 9, vs. California 3/7/19  
 Assists ..... 5, five times  
 Blocks ..... 2, three times  
 Steals ..... 4, vs. Middle Tennessee 11/23/18  
 Minutes ..... 38, vs. San Francisco 12/17/19

### WILLS' SEASON HIGHS

Points ..... 12, twice  
 FG ..... 5, three times  
 FGA ..... 11, vs. San Francisco 12/17/19  
 3FG ..... 1, four times  
 3FGA ..... 4, vs. Long Beach St. 11/12/19  
 FT ..... 4, vs. Cal St. Fullerton 11/9/19  
 FTA ..... 7, vs. Cal St. Fullerton 11/9/19  
 Rebounds ..... 7, three times  
 Assists ..... 5, twice  
 Blocks ..... 2, twice  
 Steals ..... 3, vs. Kansas 12/29/19  
 Minutes ..... 38, vs. San Francisco 12/17/19

### 2019-20 GAME-BY-GAME

Opponent	Date	GS	Min	FG-FGA	Pct	3FG-FGA	Pct	FT-FTA	Pct	O/D/T	Avg	PF	FO	A/T	B	S	P	Avg
MONTANA	11/06/19	*	31	4-6	.667	0-0	.000	3-4	.750	0/3/3	3.0	4	0	4/2	1	1	11	11.0
CS FULLERTON	11/09/19	*	35	0-3	.000	0-1	.000	4-7	.571	0/7/7	5.0	1	0	5/3	1	0	4	7.5
LONG BEACH ST.	11/12/19	*	26	3-7	.429	1-4	.250	0-0	.000	0/3/3	4.3	0	0	1/2	1	2	7	7.3
SANTA CLARA	11/16/19	*	25	0-1	.000	0-0	.000	1-2	.500	0/3/3	4.0	3	0	3/3	0	1	1	5.8
UMES	11/19/19	*	27	0-2	.000	0-1	.000	0-0	.000	0/6/6	4.4	1	0	2/2	0	0	0	4.6
WILLIAM & MARY	11/21/19	*	29	2-6	.333	0-2	.000	1-1	1.000	0/7/7	4.8	3	0	1/2	1	0	5	4.7
vs Oklahoma	11/25/19	*	30	4-7	.571	0-1	.000	2-7	.286	1/2/3	4.6	3	0	2/1	0	0	10	5.4
vs Butler	11/26/19	*	31	5-7	.714	0-1	.000	2-4	.500	1/2/3	4.4	2	0	4/1	0	1	12	6.3
UNC WILMINGTON	12/01/19	*	30	2-5	.400	0-2	.000	0-0	.000	0/5/5	4.4	2	0	4/2	1	1	4	6.0
at San Jose St.	12/14/19	*	26	2-6	.333	1-1	1.000	0-1	.000	0/7/7	4.7	2	0	1/1	1	1	5	5.9
SAN FRANCISCO	12/17/19	*	38	5-11	.455	1-2	.500	1-2	.500	1/4/5	4.7	0	0	1/4	0	2	12	6.5
vs San Diego	12/21/19	*	31	2-7	.286	1-3	.333	0-1	.000	1/1/2	4.5	1	0	1/5	2	1	5	6.3
KANSAS	12/29/19	*	31	2-8	.250	0-1	.000	0-0	.000	0/3/3	4.4	1	0	2/2	0	3	4	6.2
CALIFORNIA	01/02/20	*	24	5-10	.500	0-2	.000	0-0	.000	0/2/2	4.2	0	0	2/1	0	1	10	6.4
WASHINGTON	01/09/20	*	25	0-2	.000	0-1	.000	0-0	.000	0/3/3	4.1	2	0	2/3	0	2	0	6.0
WASHINGTON ST	01/11/20	*	32	4-4	1.000	0-0	.000	2-4	.500	0/4/4	4.1	1	0	5/0	1	2	10	6.3
at UCLA	01/15/20	*	29	4-5	.800	0-0	.000	2-3	.667	0/6/6	4.2	4	0	2/2	1	0	10	6.5
at USC	01/18/20	*	35	3-7	.429	0-0	.000	0-0	.000	2/4/6	4.3	3	0	2/0	2	2	6	6.4
at California	01/26/20	*																
OREGON ST	01/30/20	*																
OREGON	02/01/20	*																
at Utah	02/06/20	*																
at Colorado	02/08/20	*																
ARIZONA ST	02/13/20	*																
ARIZONA	02/15/20	*																
at Washington	02/20/20	*																
at Washington St	02/23/20	*																
UTAH	02/26/20	*																
COLORADO	03/01/20	*																
at Oregon St	03/05/20	*																
at Oregon	03/07/20	*																

### CAREER STATS

YEAR	GP	GS	MIN	AVG	FG	FGA	PCT	3-POINT			FT	FTA	PCT	REBOUNDING				PF	FO	AST	TO	BLK	STL	PTS	AVG
								FG	FGA	PCT				OFF	DEF	TOT	AVG								
2018-19	30	23	753	25.1	66	155	.426	8	30	.267	40	72	.556	23	83	106	3.5	56	1	60	65	17	29	180	6.0
2019-20	18	18	535	29.7	47	104	.452	4	22	.182	18	36	.500	6	72	78	4.3	33	0	44	36	12	20	116	6.4
<b>TOTAL</b>	<b>48</b>	<b>41</b>	<b>1288</b>	<b>26.8</b>	<b>113</b>	<b>259</b>	<b>.436</b>	<b>12</b>	<b>52</b>	<b>.231</b>	<b>58</b>	<b>108</b>	<b>.537</b>	<b>29</b>	<b>155</b>	<b>184</b>	<b>3.8</b>	<b>89</b>	<b>1</b>	<b>104</b>	<b>101</b>	<b>29</b>	<b>49</b>	<b>296</b>	<b>6.2</b>



## #3 TYRELL TERRY

Freshman | Guard | 6-2 | 160

Minneapolis, Minn. | DeLaSalle | Undeclared

### Three things to know...

- 1: Excellent shooter and passer, makes teammates better. Top-10 PG recruit nationally
- 2: Won three state high school championships, played with Bryce Wills on USA Select team in the Albert Schweitzer Tournament at the Under-18 FIBA World Cup in Germany in 2018
- 3: According to head coach Jerod Haase, "All of Ty's teams take his personality"

**Career Accolades:** Pac-12 Freshman of the Week (Jan. 13).

**Trending:** On pace for the second-highest scoring average in Stanford history for a freshman student-athlete ... Shooting .491/.516/.895 in Pac-12 play ... Averaging 18.7 points per game away from Maples Pavilion ... Leads Pac-12 in free throw percentage (.887).

### TERRY'S CAREER HIGHS

Points ..... 24, at UCLA 1/15/20  
 FG ..... 8, twice  
 FGA ..... 17, vs. Oklahoma 11/25/19  
 3FG ..... 5, twice  
 3FGA ..... 9, vs. Butler 11/26/19  
 FT ..... 11, vs. Santa Clara 11/16/19  
 FTA ..... 11, vs. Santa Clara 11/16/19  
 Rebounds ..... 11, vs. Oklahoma 11/25/19  
 Assists ..... 6, three times  
 Blocks ..... -  
 Steals ..... 3, four times  
 Minutes ..... 43, at USC 1/18/20

### TERRY'S SEASON HIGHS

Points ..... 24, at UCLA 1/15/20  
 FG ..... 8, twice  
 FGA ..... 17, vs. Oklahoma 11/25/19  
 3FG ..... 5, twice  
 3FGA ..... 9, vs. Butler 11/26/19  
 FT ..... 11, vs. Santa Clara 11/16/19  
 FTA ..... 11, vs. Santa Clara 11/16/19  
 Rebounds ..... 11, vs. Oklahoma 11/25/19  
 Assists ..... 6, three times  
 Blocks ..... -  
 Steals ..... 3, four times  
 Minutes ..... 43, at USC 1/18/20

### FAST FIVE

**Nickname:** Ty

**Most people might not know:** I'm a huge soccer fan

**Favorite class at Stanford:** Communication 1

**Who/what inspires you:** My brother who passed away. I do it for him.

**Favorite TV show:** How I Met Your Mother

**Working on specific area of his game:** My strength

**Stranded on an island, can listen to one album:** Views by Drake

**Teammate fun fact:** I'm older than Bryce

### 2019-20 GAME-BY-GAME

Opponent	Date	GS	Min	FG-FGA	Pct	3FG-FGA	Pct	FT-FTA	Pct	Q/D/T	Avg	PF	FO	A/T	B	S	P	Avg
MONTANA	11/06/19	*	28	5-12	.417	1-3	.333	2-2	1.000	0/4/4	4.0	2	0	4/1	0	3	13	13.0
CS FULLERTON	11/09/19	*	35	5-12	.417	0-4	.000	2-2	1.000	0/3/3	3.5	1	0	3/4	0	3	12	12.5
LONG BEACH ST.	11/12/19	*	30	6-9	.667	1-3	.333	1-2	.500	0/3/3	3.3	0	0	6/1	0	2	14	13.0
SANTA CLARA	11/16/19	*	31	5-12	.417	0-0	.000	11-11	1.000	0/2/2	3.0	1	0	2/2	0	2	21	15.0
UMES	11/19/19	*	24	4-7	.571	2-3	.667	0-0	.000	0/3/3	3.0	0	0	2/0	0	3	10	14.0
WILLIAM & MARY	11/21/19	*	29	8-11	.727	5-7	.714	0-2	.000	0/10/10	4.2	0	0	3/3	0	3	21	15.2
vs Oklahoma	11/25/19	*	30	7-17	.412	2-7	.286	4-4	1.000	1/10/11	5.1	1	0	3/0	0	2	20	15.9
vs Butler	11/26/19	*	36	7-15	.467	5-9	.556	2-2	1.000	1/3/4	5.0	3	0	1/3	0	1	21	16.5
UNC WILMINGTON	12/01/19	*	28	4-10	.400	1-5	.200	0-0	.000	2/2/4	4.9	3	0	5/4	0	0	9	15.7
at San Jose St.	12/14/19	*	32	3-10	.300	0-3	.000	5-6	.833	1/7/8	5.2	2	0	5/3	0	2	11	15.2
SAN FRANCISCO	12/17/19	DNP																
vs San Diego	12/21/19	*	36	7-13	.538	4-8	.500	2-2	1.000	1/6/7	5.4	1	0	3/5	0	1	20	15.6
KANSAS	12/29/19	*	30	4-13	.308	1-6	.167	1-1	1.000	0/4/4	5.3	3	0	3/4	0	2	10	15.2
CALIFORNIA	01/02/20	*	30	4-6	.667	3-4	.750	3-3	1.000	0/5/5	5.2	1	0	3/4	0	1	14	15.1
WASHINGTON	01/09/20	*	37	4-11	.364	3-8	.375	0-0	.000	1/8/9	5.5	4	0	6/4	0	0	11	14.8
WASHINGTON ST	01/11/20	*	23	8-12	.667	4-7	.571	2-2	1.000	0/6/6	5.5	4	0	3/1	0	0	22	15.3
at UCLA	01/15/20	*	36	6-13	.462	4-7	.571	8-10	.800	0/4/4	5.4	2	0	3/2	0	1	24	15.8
at USC	01/18/20	*	43	5-13	.385	2-5	.400	4-4	1.000	0/2/2	5.2	5	1	6/4	0	1	16	15.8
at California	01/26/20																	
OREGON ST	01/30/20																	
OREGON	02/01/20																	
at Utah	02/06/20																	
at Colorado	02/08/20																	
ARIZONA ST	02/13/20																	
ARIZONA	02/15/20																	
at Washington	02/20/20																	
at Washington St	02/23/20																	
UTAH	02/26/20																	
COLORADO	03/01/20																	
at Oregon St	03/05/20																	
at Oregon	03/07/20																	

### CAREER STATS

YEAR	GP	GS	MIN	AVG	FG	FGA	PCT	3-POINT			FT	FTA	PCT	REBOUNDING					PF	FO	AST	TO	BLK	STL	PTS	AVG
								FG	FGA	PCT				OFF	DEF	TOT	AVG									
2019-20	17	17	538	31.6	92	196	.469	38	89	.427	47	53	.887	7	82	89	5.2	33	1	61	45	0	27	269	15.8	
<b>TOTAL</b>	<b>17</b>	<b>17</b>	<b>538</b>	<b>31.6</b>	<b>92</b>	<b>196</b>	<b>.469</b>	<b>38</b>	<b>89</b>	<b>.427</b>	<b>47</b>	<b>53</b>	<b>.887</b>	<b>7</b>	<b>82</b>	<b>89</b>	<b>5.2</b>	<b>33</b>	<b>1</b>	<b>61</b>	<b>45</b>	<b>0</b>	<b>27</b>	<b>269</b>	<b>15.8</b>	





## #4 ISAAC WHITE

Junior | Guard | 6-2 | 180

Adelaide, Australia | Sacred Heart College HS | Sociology

### Three things to know...

- 1: Shooter with deep range, tireless worker
- 2: 2019 Pac-12 All-Academic first team honoree
- 3: Came to Stanford regarded as one of Australia's top prospects in the class of 2017

**Career Accolades:** 2019 Pac-12 All-Academic first team

**Trending:** Averaged 8.5 points per game against the Washington schools, with back-to-back outings with multiple triples.

### FAST FIVE

**Nickname:** Zay, Zaytoven, Zaytiggy

**Most people might not know:** I'm a romantic

**Favorite class at Stanford:** Sport, Competition & Society (SOC 8)

**Significance behind jersey number:** 13 was taken by Oscar. And 1 + 3 = 4. So, it was a no-brainer.

**Stranded on an island, can listen to one album:** Scorpion by Drake

**His journey home:** 17 hours, flying from San Francisco to Sydney, and then another two-hour flight to Adelaide.

### WHITE'S CAREER HIGHS

Points .....20, vs. North Carolina 11/20/17  
 FG .....7, vs. North Carolina 11/20/17  
 FGA .....14, vs. Denver 12/15/17  
 3FG .....5, three times  
 3FGA .....12, vs. Denver 12/15/17  
 FT .....4, twice  
 FTA .....4, seven times  
 Rebounds .....5, vs. San Francisco 12/17/17  
 Assists .....3, three times  
 Blocks .....-  
 Steals .....2, twice  
 Minutes .....38, at Long Beach St. 12/3/17

### WHITE'S SEASON HIGHS

Points .....12, at San Jose St. 12/14/19  
 FG .....4, vs. Washington St. 1/11/20  
 FGA .....8, vs. Washington St. 1/11/20  
 3FG .....3, at San Jose St. 12/14/19  
 3FGA .....6, vs. Washington St. 1/11/20  
 FT .....3, at San Jose St. 12/14/19  
 FTA .....4, at San Jose St. 12/14/19  
 Rebounds ..4, vs. Maryland Eastern Shore, 11/19/19  
 Assists .....3, vs. Long Beach St. 11/12/19  
 Blocks .....-  
 Steals .....2, vs. Washington St. 1/11/20  
 Minutes .....27, vs. Washington 1/9/20

### 2019-20 GAME-BY-GAME

Opponent	Date	GS	Min	FG-FGA	Pct	3FG-FGA	Pct	FT-FTA	Pct	O/D/T	Avg	PF	FO	A/T	B	S	P	Avg
MONTANA	11/06/19		12	2-4	.500	2-4	.500	0-0	.000	0/1/1	1.0	0	0	0/0	0	0	6	6.0
CS FULLERTON	11/09/19		4	0-1	.000	0-1	.000	0-0	.000	0/0/0	0.5	0	0	0/1	0	0	0	3.0
LONG BEACH ST.	11/12/19		13	3-7	.429	2-5	.400	1-1	1.000	1/2/3	1.3	0	0	3/0	0	1	9	5.0
SANTA CLARA	11/16/19		4	0-2	.000	0-1	.000	0-0	.000	1/0/1	1.3	0	0	0/0	0	0	0	3.8
UMES	11/19/19		24	2-5	.400	1-3	.333	0-0	.000	1/3/4	1.8	1	0	1/0	0	0	5	4.0
WILLIAM & MARY	11/21/19		13	1-4	.250	0-2	.000	2-3	.667	0/3/3	2.0	0	0	0/0	0	0	4	4.0
vs Oklahoma	11/25/19		5	1-1	1.000	1-1	1.000	2-2	1.000	1/0/1	1.9	0	0	0/0	0	0	5	4.1
vs Butler	11/26/19	DNP																
UNC WILMINGTON	12/01/19		13	2-5	.400	1-4	.250	0-0	.000	1/0/1	1.8	0	0	1/0	0	0	5	4.3
at San Jose St.	12/14/19		18	3-4	.750	3-4	.750	3-4	.750	1/2/3	1.9	0	0	1/4	0	0	12	5.1
SAN FRANCISCO	12/17/19		9	0-0	.000	0-0	.000	2-2	1.000	0/2/2	1.9	1	0	0/2	0	0	2	4.8
vs San Diego	12/21/19		2	0-0	.000	0-0	.000	0-0	.000	0/0/0	1.7	0	0	1/0	0	0	0	4.4
KANSAS	12/29/19		6	1-1	1.000	0-0	.000	0-0	.000	1/0/1	1.7	0	0	0/0	0	0	2	4.2
CALIFORNIA	01/02/20		12	1-3	.333	1-2	.500	0-0	.000	0/2/2	1.7	0	0	0/0	0	0	3	4.1
WASHINGTON	01/09/20		27	2-5	.400	2-5	.400	0-0	.000	0/0/0	1.6	1	0	1/0	0	1	6	4.2
WASHINGTON ST	01/11/20		23	4-8	.500	2-6	.333	1-1	1.000	0/2/2	1.6	0	0	1/0	0	2	11	4.7
at UCLA	01/15/20		8	0-2	.000	0-1	.000	2-3	.667	0/1/1	1.6	1	0	0/0	0	0	2	4.5
at USC	01/18/20		10	1-2	.500	1-2	.500	0-2	.000	0/1/1	1.5	0	0	1/0	0	0	3	4.4
at California	01/26/20																	
OREGON ST	01/30/20																	
OREGON	02/01/20																	
at Utah	02/06/20																	
at Colorado	02/08/20																	
ARIZONA ST	02/13/20																	
ARIZONA	02/15/20																	
at Washington	02/20/20																	
at Washington St	02/23/20																	
UTAH	02/26/20																	
COLORADO	03/01/20																	
at Oregon St	03/05/20																	
at Oregon	03/07/20																	

### CAREER STATS

YEAR	GP	GS	MIN	AVG	FG	FGA	PCT	3-POINT			FT	FTA	PCT	REBOUNDING				PF	FO	AST	TO	BLK	STL	PTS	AVG
								FG	FGA	PCT				OFF	DEF	TOT	AVG								
2017-18	33	9	550	16.7	56	152	.368	38	112	.339	30	40	.750	1	40	41	1.2	22	0	25	28	0	6	180	5.5
2018-19	30	4	257	8.6	29	68	.426	22	56	.393	12	18	.667	5	24	29	1.0	22	0	8	16	0	5	92	3.1
2019-20	17	0	203	11.9	23	54	.426	16	41	.390	13	18	.722	7	19	26	1.5	4	0	10	7	0	4	75	4.4
<b>TOTAL</b>	<b>80</b>	<b>13</b>	<b>1010</b>	<b>12.6</b>	<b>108</b>	<b>274</b>	<b>.394</b>	<b>76</b>	<b>209</b>	<b>.364</b>	<b>55</b>	<b>76</b>	<b>.724</b>	<b>13</b>	<b>83</b>	<b>96</b>	<b>1.2</b>	<b>48</b>	<b>0</b>	<b>43</b>	<b>51</b>	<b>0</b>	<b>15</b>	<b>347</b>	<b>4.3</b>



## #5 KODYE PUGH

Redshirt Junior | Forward | 6-8 | 205

Baltimore, Md. | Blair Academy (N.J.) | Film and Media Studies

### Three things to know...

- 1: Talented artist in a plethora of styles
- 2: Left-handed slasher, can play both forward positions
- 3: Out for the season due to injury

**Career Accolades:** 2019 NABC Honors Court ... Two-time Pac-12 All-Academic selection (2018, 2019)

### FAST FIVE

**Nickname:** Some people actually believe KP is my real name

**Favorite class at Stanford:** Controlling the Narrative, a six-week pop-out course taught by Grammy Award winning hip-hop artist Lecrae.

**Most people might not know:** Member on the board of an animation group at Stanford and working on his own animated movie.

**Significance behind jersey number:** Wore No. 10 in high school but it was taken when I arrived at Stanford. My sister wore No. 5 and then had to change to No. 10. So, I changed to No. 5.

### PUGH'S CAREER HIGHS

Points ..... 7, vs. Portland St. 11/28/18  
 FG ..... 3, vs. Portland St. 11/28/18  
 FGA ..... 6, vs. Portland St. 11/28/18  
 3FG ..... 1, four times  
 3FGA ..... 3, vs. North Carolina 11/20/17  
 FT ..... 2, three times  
 FTA ..... 4, vs. Washington St. 2/28/19  
 Rebounds ..... 3, at Utah 2/8/18  
 Assists ..... 3, vs. Ohio St. 11/24/17  
 Blocks ..... 1, at Utah 2/8/18  
 Steals ..... 1, five times  
 Minutes ..... 16, twice

### PUGH'S SEASON HIGHS

Points ..... -  
 FG ..... -  
 FGA ..... -  
 3FG ..... -  
 3FGA ..... -  
 FT ..... -  
 FTA ..... -  
 Rebounds ..... -  
 Assists ..... -  
 Blocks ..... -  
 Steals ..... -  
 Minutes ..... -

### 2019-20 GAME-BY-GAME

Opponent	Date	GS	Min	FG-FGA	Pct	3FG-FGA	Pct	FT-FTA	Pct	O/D/T	Avg	PF	FO	A/T	B	S	P	Avg	
MONTANA	11/06/19	DNP																	
CS FULLERTON	11/09/19	DNP																	
LBSU	11/12/19	DNP																	
SANTA CLARA	11/16/19	DNP																	
UMES	11/19/19	DNP																	
WILLIAM & MARY	11/21/19	DNP																	
vs Oklahoma	11/25/19	DNP																	
vs Butler	11/26/19	DNP																	
UNC WILMINGTON	12/01/19	DNP																	
at San Jose St.	12/14/19	DNP																	
SAN FRANCISCO	12/17/19	DNP																	
vs San Diego	12/21/19	DNP																	
KANSAS	12/29/19	DNP																	
CALIFORNIA	01/02/20	DNP																	
WASHINGTON	01/09/20	DNP																	
WASHINGTON ST	01/11/20	DNP																	
at UCLA	01/15/20	DNP																	
at USC	01/18/20	DNP																	
at California	01/26/20																		
OREGON ST	01/30/20																		
OREGON	02/01/20																		
at Utah	02/06/20																		
at Colorado	02/08/20																		
ARIZONA ST	02/13/20																		
ARIZONA	02/15/20																		
at Washington	02/20/20																		
at Washington St	02/23/20																		
UTAH	02/26/20																		
COLORADO	03/01/20																		
at Oregon St	03/05/20																		
at Oregon	03/07/20																		

### CAREER STATS

YEAR	GP	GS	MIN	AVG	FG	FGA	PCT	3-POINT			FT	FTA	PCT	REBOUNDING					PF	FO	AST	TO	BLK	STL	PTS	AVG
								FG	FGA	PCT				OFF	DEF	TOT	AVG									
2017-18	17	1	106	6.2	6	19	.316	1	9	.111	5	10	.500	5	4	9	0.5	10	0	6	11	1	3	18	1.1	
2018-19	21	0	132	6.3	17	33	.515	3	9	.333	6	10	.600	8	11	19	0.9	8	0	9	14	0	2	43	2.0	
2019-20	0	0	0	0.0	0	0	.000	0	0	.000	0	0	.000	0	0	0	0.0	0	0	0	0	0	0	0	0.0	
<b>TOTAL</b>	<b>38</b>	<b>1</b>	<b>238</b>	<b>6.3</b>	<b>23</b>	<b>52</b>	<b>.442</b>	<b>4</b>	<b>18</b>	<b>.222</b>	<b>11</b>	<b>20</b>	<b>.550</b>	<b>13</b>	<b>15</b>	<b>28</b>	<b>0.7</b>	<b>18</b>	<b>0</b>	<b>15</b>	<b>25</b>	<b>1</b>	<b>5</b>	<b>61</b>	<b>1.6</b>	



## #11 JAIDEN DELAIRE

Sophomore | Forward | 6-9 | 200

North Granby, Conn. | Granby Memorial | Undeclared

### Three things to know...

- 1: Can play both forward positions, athletic driver with a 7-2 wingspan
- 2: Was a consensus top-100 prospect before reclassifying to 2018
- 3: Picked Stanford over UCLA and Georgetown

**Trending:** Averaging 6.7 points over last three games while shooting 61.5 percent from the field.

### FAST FIVE

**Nickname:** Quis (middle name is Marquis)

**Favorite class at Stanford:** Frosh 101

**Significance behind jersey number:** Grandfather, Frank Mingel, ran track in high school wearing No. 11. Frank ran a 49-second 400 meters in high school.

**Most people might not know:** Really good in ceramics, pottery, sculpting

**Stranded on an island, can listen to one album:** Views by Drake

**Who/what inspires you:** Parents because of how hard they work to support my family and how much they believe in me.

### DELAIRE'S CAREER HIGHS

Points ..... 21, vs. Maryland Eastern Shore 11/19/19  
 FG ..... 7, twice  
 FGA ..... 11, five times  
 3FG ..... 2, vs. Seattle 11/6/18  
 3FGA ..... 4, vs. California 1/2/20  
 FT ..... 6, vs. Maryland Eastern Shore 11/19/19  
 FTA ..... 9, vs. Maryland Eastern Shore 11/19/19  
 Rebounds ..... 6, twice  
 Assists ..... 3, vs. Long Beach St. 11/12/19  
 Blocks ..... 2, four times  
 Steals ..... 2, three times  
 Minutes ..... 27, vs. Long Beach St. 12/29/18

### DELAIRE'S SEASON HIGHS


Points ..... 21, vs. Maryland Eastern Shore 11/19/19  
 FG ..... 7, twice  
 FGA ..... 11, vs. Long Beach St. 11/12/19  
 3FG ..... 1, four times  
 3FGA ..... 4, vs. California 1/2/20  
 FT ..... 6, vs. Maryland Eastern Shore 11/19/19  
 FTA ..... 9, vs. Maryland Eastern Shore 11/19/19  
 Rebounds ..... 4, twice  
 Assists ..... 3, vs. Long Beach St. 11/12/19  
 Blocks ..... 2, twice  
 Steals ..... 2, three times  
 Minutes ..... 25, twice

### 2019-20 GAME-BY-GAME

Opponent	Date	GS	Min	FG-FGA	Pct	3FG-FGA	Pct	FT-FTA	Pct	O/D/T	Avg	PF	FO	A/T	B	S	P	Avg
MONTANA	11/06/19	19	3-5	.600	0-2	.000	0-0	.000	0/2/2	2.0	0	0	0/1	0	1	6	6.0	
CS FULLERTON	11/09/19	10	2-2	1.000	0-0	.000	1-2	.500	0/1/1	1.5	2	0	0/0	0	1	5	5.5	
LONG BEACH ST.	11/12/19	25	7-11	.636	0-0	.000	0-0	.000	1/1/2	1.7	1	0	3/0	0	1	14	8.3	
SANTA CLARA	11/16/19	15	2-3	.667	1-1	1.000	3-4	.750	0/1/1	1.5	2	0	0/1	0	0	8	8.3	
UMES	11/19/19	25	7-10	.700	1-1	1.000	6-9	.667	2/0/2	1.6	2	0	1/3	2	2	21	10.8	
WILLIAM & MARY	11/21/19	21	2-3	.667	0-0	.000	5-6	.833	1/3/4	2.0	3	0	1/0	1	1	9	10.5	
vs Oklahoma	11/25/19	21	0-5	.000	0-0	.000	4-4	1.000	0/2/2	2.0	2	0	0/2	0	2	4	9.6	
vs Butler	11/26/19	13	0-2	.000	0-1	.000	0-0	.000	1/1/2	2.0	0	0	0/1	2	0	0	8.4	
UNC WILMINGTON	12/01/19	15	0-3	.000	0-2	.000	1-2	.500	0/1/1	1.9	1	0	0/0	0	0	1	7.6	
at San Jose St.	12/14/19	20	3-5	.600	0-2	.000	0-0	.000	1/3/4	2.1	0	0	1/3	0	0	6	7.4	
SAN FRANCISCO	12/17/19	13	0-3	.000	0-1	.000	0-0	.000	0/3/3	2.2	2	0	0/1	0	0	0	6.7	
vs San Diego	12/21/19	9	1-2	.500	0-1	.000	0-0	.000	0/1/1	2.1	0	0	0/3	0	0	2	6.3	
KANSAS	12/29/19	11	1-2	.500	1-1	1.000	0-0	.000	0/1/1	2.0	1	0	0/1	0	0	3	6.1	
CALIFORNIA	01/02/20	16	3-7	.429	1-4	.250	1-2	.500	1/0/1	1.9	1	0	2/0	0	2	8	6.2	
WASHINGTON	01/09/20	6	0-2	.000	0-0	.000	0-0	.000	1/0/1	1.9	2	0	0/2	0	0	0	5.8	
WASHINGTON ST	01/11/20	17	3-5	.600	0-0	.000	0-2	.000	0/3/3	1.9	1	0	1/2	1	0	6	5.8	
at UCLA	01/15/20	17	2-4	.500	0-0	.000	2-5	.400	0/1/1	1.9	3	0	1/1	0	0	6	5.8	
at USC	01/18/20	8	3-4	.750	0-1	.000	1-1	1.000	0/1/1	1.8	3	0	0/2	0	0	7	5.9	
at California	01/26/20																	
OREGON ST	01/30/20																	
OREGON	02/01/20																	
at Utah	02/06/20																	
at Colorado	02/08/20																	
ARIZONA ST	02/13/20																	
ARIZONA	02/15/20																	
at Washington	02/20/20																	
at Washington St	02/23/20																	
UTAH	02/26/20																	
COLORADO	03/01/20																	
at Oregon St	03/05/20																	
at Oregon	03/07/20																	

### CAREER STATS

YEAR	GP	GS	MIN	AVG	FG	FGA	PCT	3-POINT			FT	FTA	PCT	REBOUNDING				PF	FO	AST	TO	BLK	STL	PTS	AVG
								FG	FGA	PCT				OFF	DEF	TOT	AVG								
2018-19	31	2	393	12.7	41	118	.347	6	34	.176	29	48	.604	14	47	61	2.0	43	1	12	20	9	7	117	3.8
2019-20	18	0	281	15.6	39	78	.500	4	17	.235	24	37	.649	8	25	33	1.8	26	0	10	23	6	10	106	5.9
<b>TOTAL</b>	<b>49</b>	<b>2</b>	<b>674</b>	<b>13.8</b>	<b>80</b>	<b>196</b>	<b>.408</b>	<b>10</b>	<b>51</b>	<b>.196</b>	<b>53</b>	<b>85</b>	<b>.624</b>	<b>22</b>	<b>72</b>	<b>94</b>	<b>1.9</b>	<b>69</b>	<b>1</b>	<b>22</b>	<b>43</b>	<b>15</b>	<b>17</b>	<b>223</b>	<b>4.6</b>



## #12 KEENAN FITZMORRIS

Redshirt Freshman | Center | 7-0 | 210

Overland Park, Kan. | New Hampton School (N.H.) | Undeclared

### Three things to know...

1: Stretch five, redshirted 2018-19 season. Top-15 recruit at center by 247 Sports and Rivals

2: Plays the tuba

3: Sister, Audriana, plays for Stanford's women's volleyball team, where she has earned multiple All-America nods

### FAST FIVE

**Most people might not know:** Has family in Peru and speaks some Spanish.

**Favorite class at Stanford:** Genes, Memes and Behavior, or Public Speaking

**Who/what inspires you:** I'm inspired by my family, and by people who have stood up for their beliefs and values despite adversity, such as Muhammad Ali, Mahatma Gandhi and Martin Luther King Jr.

**Significance behind jersey number:** In honor of his sister, Audriana Fitzmorris, an All-American on the Stanford women's volleyball team.

### FITZMORRIS' CAREER HIGHS

Points ..... 2, three times  
 FG ..... 1, three times  
 FGA ..... 4, vs. Long Beach St. 11/12/19  
 3FG .....  
 3FGA ..... 2, twice  
 FT .....  
 FTA ..... 1, vs. Maryland Eastern Shore 11/19/19  
 Rebounds ..... 2, twice  
 Assists .....  
 Blocks .....  
 Steals .....  
 Minutes ..... 5, twice

### FITZMORRIS' SEASON HIGHS

Points ..... 2, three times  
 FG ..... 1, three times  
 FGA ..... 4, vs. Long Beach St. 11/12/19  
 3FG .....  
 3FGA ..... 2, twice  
 FT .....  
 FTA ..... 1, vs. Maryland Eastern Shore 11/19/19  
 Rebounds ..... 2, twice  
 Assists .....  
 Blocks .....  
 Steals .....  
 Minutes ..... 5, twice

### 2019-20 GAME-BY-GAME

Opponent	Date	GS	Min	FG-FGA	Pct	3FG-FGA	Pct	FT-FTA	Pct	O/D/T	Avg	PF	FO	A/T	B	S	P	Avg
MONTANA	11/06/19		0	0-0	.000	0-0	.000	0-0	.000	0/1/1	1.0	0	0	0/0	0	0	0	0.0
CS FULLERTON	11/09/19		1	1-2	.500	0-0	.000	0-0	.000	1/0/1	1.0	0	0	0/0	0	0	2	1.0
LONG BEACH ST.	11/12/19		5	0-4	.000	0-2	.000	0-0	.000	1/1/2	1.3	1	0	0/0	0	0	0	0.7
SANTA CLARA	11/16/19		0	0-0	.000	0-0	.000	0-0	.000	0/0/0	1.0	0	0	0/0	0	0	0	0.5
UMES	11/19/19		5	1-3	.333	0-2	.000	0-1	.000	0/0/0	0.8	0	0	0/2	0	0	2	0.8
WILLIAM & MARY	11/21/19		3	1-1	1.000	0-0	.000	0-0	.000	1/0/1	0.8	3	0	0/2	0	0	2	1.0
vs Oklahoma	11/25/19		2	0-0	.000	0-0	.000	0-0	.000	0/0/0	0.7	1	0	0/1	0	0	0	0.9
vs Butler	11/26/19	DNP																
UNC WILMINGTON	12/01/19		2	0-0	.000	0-0	.000	0-0	.000	0/0/0	0.6	0	0	0/0	0	0	0	0.8
at San Jose St.	12/14/19		2	0-0	.000	0-0	.000	0-0	.000	0/0/0	0.6	0	0	0/0	0	0	0	0.7
SAN FRANCISCO	12/17/19	DNP																
vs San Diego	12/21/19	DNP																
KANSAS	12/29/19	DNP																
CALIFORNIA	01/02/20		1	0-0	.000	0-0	.000	0-0	.000	0/0/0	0.5	0	0	0/0	0	0	0	0.6
WASHINGTON	01/09/20	DNP																
WASHINGTON ST	01/11/20		3	0-1	.000	0-0	.000	0-0	.000	0/2/2	0.6	2	0	0/0	0	0	0	0.5
at UCLA	01/15/20		0	0-0	.000	0-0	.000	0-0	.000	0/0/0	0.6	0	0	0/0	0	0	0	0.5
at USC	01/18/20	DNP																
at California	01/26/20																	
OREGON ST	01/30/20																	
OREGON	02/01/20																	
at Utah	02/06/20																	
at Colorado	02/08/20																	
ARIZONA ST	02/13/20																	
ARIZONA	02/15/20																	
at Washington	02/20/20																	
at Washington St	02/23/20																	
UTAH	02/26/20																	
COLORADO	03/01/20																	
at Oregon St	03/05/20																	
at Oregon	03/07/20																	

### CAREER STATS

YEAR	GP	GS	MIN	AVG	FG	FGA	PCT	3-POINT			FT	FTA	PCT	REBOUNDING				PF	FO	AST	TO	BLK	STL	PTS	AVG
								FG	FGA	PCT				OFF	DEF	TOT	AVG								
2019-20	12	0	24	2.0	3	11	.273	0	4	.000	0	1	.000	3	4	7	0.6	7	0	0	5	0	0	6	0.5
<b>TOTAL</b>	<b>12</b>	<b>0</b>	<b>24</b>	<b>2.0</b>	<b>3</b>	<b>11</b>	<b>.273</b>	<b>0</b>	<b>4</b>	<b>.000</b>	<b>0</b>	<b>1</b>	<b>.000</b>	<b>3</b>	<b>4</b>	<b>7</b>	<b>0.6</b>	<b>7</b>	<b>0</b>	<b>0</b>	<b>5</b>	<b>0</b>	<b>0</b>	<b>6</b>	<b>0.5</b>





## #13 OSCAR DA SILVA

Junior | Forward | 6-9 | 225

Munich, Germany | Ludwig Gymnasium | Biology

### Three things to know...

- 1: Skilled forward who can defend multiple positions and stretch range to 3-point line
- 2: Studying in stem cell research lab with Dr. Michael Longaker, presented research at a conference
- 3: Team captain as a junior, along with Daejon Davis

**Career Accolades:** 2019 Pac-12 All-Academic honorable mention

**Trending:** Stanford's leading scorer, scored 18 or more in six straight games from Nov. 26-Dec. 29 ... Ranks 10th in Pac-12 in scoring, fourth in field goal percentage, seventh in free throw percentage.

### FAST FIVE

**Nicknames:** O, Big O, Occy

**Most people might not know:** Fluent in six languages: English, German, French, Portuguese, Spanish and Latin.

**Favorite class at Stanford:** Chemical Principles of Life I&II (Chem 141 & 143)

**Family:** Father is from Brazil and mother is from Germany. Father moved to Germany after a boxing career in Brazil.

**Published Author:** Listed as published author in a research paper: "A Clearing Technique to Enhance Endogenous Fluorophores in Skin and Soft Tissue"

### DA SILVA'S CAREER HIGHS

Points .....26, vs. UNC Wilmington 12/1/19  
 FG ..... 11, twice  
 FGA ..... 17, at San Jose St. 12/14/19  
 3FG ..... 6, vs. San Jose St. 12/18/18  
 3FGA ..... 11, vs. San Jose St. 12/18/18  
 FT ..... 8, vs. Kansas 12/29/19  
 FTA ..... 10, vs. Kansas 12/29/19  
 Rebounds ..... 17, vs. Eastern Washington 11/14/17  
 Assists ..... 7, at Oregon St. 2/7/19  
 Blocks ..... 4, twice  
 Steals ..... 5, vs. San Diego 12/21/19  
 Minutes ..... 38, three times

### DA SILVA'S SEASON HIGHS

Points .....26, vs. UNC Wilmington 12/1/19  
 FG ..... 11, twice  
 FGA ..... 17, at San Jose St. 12/14/19  
 3FG ..... 1, eight times  
 3FGA ..... 2, six times  
 FT ..... 8, vs. Kansas 12/29/19  
 FTA ..... 10, vs. Kansas 12/29/19  
 Rebounds ..... 11, twice  
 Assists ..... 5, vs. Butler 11/26/19  
 Blocks ..... 3, vs. California 1/2/20  
 Steals ..... 5, vs. San Diego 12/21/19  
 Minutes ..... 36, vs. San Francisco 12/17/19

### 2019-20 GAME-BY-GAME

Opponent	Date	GS	Min	FG-FGA	Pct	3FG-FGA	Pct	FT-FTA	Pct	O/D/T	Avg	PF	FO	A/T	B	S	P	Avg
MONTANA	11/06/19	*	24	7-10	.700	1-2	.500	6-6	1.000	0/4/4	4.0	2	0	1/3	1	3	21	21.0
CS FULLERTON	11/09/19	*	26	5-8	.625	0-2	.000	4-7	.571	1/2/3	3.5	4	0	0/2	0	0	14	17.5
LONG BEACH ST.	11/12/19	*	24	4-8	.500	0-0	.000	4-4	1.000	1/6/7	4.7	3	0	4/2	0	2	12	15.7
SANTA CLARA	11/16/19	*	32	6-12	.500	0-1	.000	6-9	.667	3/7/10	6.0	3	0	4/2	1	0	18	16.3
UMES	11/19/19	*	17	5-8	.625	0-1	.000	6-6	1.000	1/3/4	5.6	0	0	3/2	0	0	16	16.2
WILLIAM & MARY	11/21/19	*	23	5-8	.625	0-1	.000	4-4	1.000	0/2/2	5.0	3	0	1/2	1	0	14	15.8
vs Oklahoma	11/25/19	*	30	4-11	.364	1-2	.500	0-0	.000	2/9/11	5.9	2	0	1/4	0	2	9	14.9
vs Butler	11/26/19	*	29	8-9	.889	1-1	1.000	2-2	1.000	1/1/2	5.4	1	0	5/5	0	2	19	15.4
UNC WILMINGTON	12/01/19	*	29	11-14	.786	1-2	.500	3-4	.750	1/4/5	5.3	0	0	0/0	1	1	26	16.6
at San Jose St.	12/14/19	*	30	11-17	.647	0-0	.000	3-5	.600	3/5/8	5.6	1	0	2/2	2	2	25	17.4
SAN FRANCISCO	12/17/19	*	36	7-13	.538	0-1	.000	4-4	1.000	2/3/5	5.5	2	0	0/4	2	0	18	17.5
vs San Diego	12/21/19	*	35	6-11	.545	1-2	.500	6-6	1.000	3/8/11	6.0	3	0	1/2	1	5	19	17.6
KANSAS	12/29/19	*	32	5-7	.714	1-1	1.000	8-10	.800	1/3/4	5.8	3	0	1/8	0	2	19	17.7
CALIFORNIA	01/02/20	*	32	3-8	.375	0-2	.000	2-4	.500	1/2/3	5.6	1	0	1/4	3	1	8	17.0
WASHINGTON	01/09/20	*	26	4-7	.571	0-1	.000	3-4	.750	0/7/7	5.7	3	0	2/1	0	3	11	16.6
WASHINGTON ST	01/11/20	*	13	7-8	.875	1-1	1.000	0-0	.000	0/3/3	5.6	4	0	1/1	2	0	15	16.5
at UCLA	01/15/20	*	18	2-5	.400	0-1	.000	2-2	1.000	2/2/4	5.5	4	0	1/2	0	0	6	15.9
at USC	01/18/20	*	35	9-13	.692	1-1	1.000	2-4	.500	3/6/9	5.7	5	1	3/4	2	2	21	16.2
at California	01/26/20	*																
OREGON ST	01/30/20	*																
OREGON	02/01/20	*																
at Utah	02/06/20	*																
at Colorado	02/08/20	*																
ARIZONA ST	02/13/20	*																
ARIZONA	02/15/20	*																
at Washington	02/20/20	*																
at Washington St	02/23/20	*																
UTAH	02/26/20	*																
COLORADO	03/01/20	*																
at Oregon St	03/05/20	*																
at Oregon	03/07/20	*																

### CAREER STATS

YEAR	GP	GS	MIN	AVG	FG	FGA	PCT	3-POINT			FT	FTA	PCT	REBOUNDING				PF	FO	AST	TO	BLK	STL	PTS	AVG
								FG	FGA	PCT				OFF	DEF	TOT	AVG								
2017-18	35	11	844	24.1	77	149	.517	29	52	.558	35	55	.636	53	110	163	4.7	96	6	40	54	30	15	218	6.2
2018-19	31	31	877	28.3	113	242	.467	29	113	.257	41	60	.683	47	140	187	6.0	81	1	56	62	40	21	296	9.5
2019-20	18	18	491	27.3	109	177	.616	8	22	.364	65	81	.802	25	77	102	5.7	44	1	31	50	16	25	291	16.2
<b>TOTAL</b>	<b>84</b>	<b>60</b>	<b>2212</b>	<b>26.3</b>	<b>299</b>	<b>568</b>	<b>.526</b>	<b>66</b>	<b>187</b>	<b>.353</b>	<b>141</b>	<b>196</b>	<b>.719</b>	<b>125</b>	<b>327</b>	<b>452</b>	<b>5.4</b>	<b>221</b>	<b>8</b>	<b>127</b>	<b>166</b>	<b>86</b>	<b>61</b>	<b>805</b>	<b>9.6</b>



## #14 SPENCER JONES

Freshman | Forward | 6-7 | 195

Roeland Park, Kan. | Bishop Miege | Undeclared

### Three things to know...

- 1: Elite shooter on the wing, great defender
- 2: Committed to Stanford two weeks after first recruiting call
- 3: Led Bishop Miege to three state titles

**Trending:** Pac-12's leading marksman with 52 made triples (2.89 per game) and league-best percentage (.464) ... Already third in program history for made 3s by a freshman ... Leads Cardinal with 18 blocks ... 11 games this season with at least three triples, seven games with at least four.

### FAST FIVE

**Nickname:** Jonesy

**Working on specific area of his game:** Shooting, defense and physicality. Being able to contribute efficiently on both sides of the ball.

**Favorite class at Stanford:** My Thinking Matters class about the definition of love.

**Most people might not know:** I was a Boy Scout for about 10 years

**Stranded on an island, can listen to one album:** 2014 Forest Hills Drive by J. Cole

### JONES' CAREER HIGHS

Points	18, at USC 1/18/20
FG	6, at USC 1/18/20
FGA	14, vs. Washington 1/9/20
3FG	6, at USC 1/18/20
3FGA	10, at USC 1/18/20
FT	4, vs. William & Mary 11/21/19
FTA	6, vs. William & Mary 11/21/19
Rebounds	7, twice
Assists	2, three times
Blocks	3, vs. Oklahoma 11/25/19
Steals	3, vs. Santa Clara 11/16/19
Minutes	37, vs. San Francisco 12/17/19

### JONES' SEASON HIGHS

Points	18, at USC 1/18/20
FG	6, at USC 1/18/20
FGA	14, vs. Washington 1/9/20
3FG	6, at USC 1/18/20
3FGA	10, at USC 1/18/20
FT	4, vs. William & Mary 11/21/19
FTA	6, vs. William & Mary 11/21/19
Rebounds	7, twice
Assists	2, three times
Blocks	3, vs. Oklahoma 11/25/19
Steals	3, vs. Santa Clara 11/16/19
Minutes	37, vs. San Francisco 12/17/19

### 2019-20 GAME-BY-GAME

Opponent	Date	GS	Min	FG-FGA	Pct	3FG-FGA	Pct	FT-FTA	Pct	O/D/T	Avg	PF	FO	A/T	B	S	P	Avg
MONTANA	11/06/19	*	23	3-7	.429	3-6	.500	0-0	.000	0/3/3	3.0	1	0	0/1	1	0	9	9.0
CS FULLERTON	11/09/19	*	29	4-11	.364	4-8	.500	0-0	.000	0/5/5	4.0	1	0	0/1	1	0	12	10.5
LONG BEACH ST.	11/12/19	*	25	3-7	.429	3-6	.500	0-0	.000	2/3/5	4.3	2	0	2/1	0	0	9	10.0
SANTA CLARA	11/16/19	*	23	2-5	.400	2-5	.400	1-2	.500	0/1/1	3.5	2	0	1/0	0	3	7	9.3
UMES	11/19/19	*	22	4-5	.800	4-5	.800	0-0	.000	1/2/3	3.4	1	0	1/0	1	2	12	9.8
WILLIAM & MARY	11/21/19	*	25	2-3	.667	1-2	.500	4-6	.667	2/1/3	3.3	2	0	0/1	1	0	9	9.7
vs Oklahoma	11/25/19	*	30	5-10	.500	4-8	.500	1-2	.500	3/4/7	3.9	1	0	0/0	3	2	15	10.4
vs Butler	11/26/19	*	35	4-7	.571	3-5	.600	0-0	.000	1/2/3	3.8	2	0	2/2	0	0	11	10.5
UNC WILMINGTON	12/01/19	*	22	5-9	.556	5-8	.625	2-2	1.000	0/7/7	4.1	0	0	0/0	2	0	17	11.2
at San Jose St.	12/14/19	*	29	2-8	.250	0-6	.000	0-0	.000	1/4/5	4.2	3	0	0/0	1	0	4	10.5
SAN FRANCISCO	12/17/19	*	37	3-8	.375	3-7	.429	1-1	1.000	0/5/5	4.3	0	0	1/0	0	0	10	10.5
vs San Diego	12/21/19	*	32	3-8	.375	2-6	.333	0-0	.000	1/4/5	4.3	0	0	1/1	1	0	8	10.3
KANSAS	12/29/19	*	33	2-6	.333	2-6	.333	0-0	.000	0/2/2	4.2	1	0	0/0	1	2	6	9.9
CALIFORNIA	01/02/20	*	30	1-3	.333	1-3	.333	0-0	.000	0/3/3	4.1	3	0	0/0	2	0	3	9.4
WASHINGTON	01/09/20	*	31	5-14	.357	4-9	.444	0-0	.000	0/1/1	3.9	4	0	0/2	1	1	14	9.7
WASHINGTON ST	01/11/20	*	31	2-10	.200	1-6	.167	0-0	.000	0/2/2	3.8	2	0	2/0	0	2	5	9.4
at UCLA	01/15/20	*	31	5-7	.714	4-6	.667	0-0	.000	1/3/4	3.8	2	0	2/2	2	0	14	9.7
at USC	01/18/20	*	36	6-10	.600	6-10	.600	0-1	.000	1/5/6	3.9	2	0	1/0	1	0	18	10.2
at California	01/26/20	*																
OREGON ST	01/30/20	*																
OREGON	02/01/20	*																
at Utah	02/06/20	*																
at Colorado	02/08/20	*																
ARIZONA ST	02/13/20	*																
ARIZONA	02/15/20	*																
at Washington	02/20/20	*																
at Washington St	02/23/20	*																
UTAH	02/26/20	*																
COLORADO	03/01/20	*																
at Oregon St	03/05/20	*																
at Oregon	03/07/20	*																

### CAREER STATS

YEAR	GP	GS	MIN	AVG	FG	FGA	PCT	3-POINT			FT	FTA	PCT	REBOUNDING				PF	FO	AST	TO	BLK	STL	PTS	AVG
								FG	FGA	PCT				OFF	DEF	TOT	AVG								
2019-20	18	17	524	29.1	61	138	.442	52	112	.464	9	14	.643	13	57	70	3.9	29	0	13	11	18	12	183	10.2
<b>TOTAL</b>	<b>18</b>	<b>17</b>	<b>524</b>	<b>29.1</b>	<b>61</b>	<b>138</b>	<b>.442</b>	<b>52</b>	<b>112</b>	<b>.464</b>	<b>9</b>	<b>14</b>	<b>.643</b>	<b>13</b>	<b>57</b>	<b>70</b>	<b>3.9</b>	<b>29</b>	<b>0</b>	<b>13</b>	<b>11</b>	<b>18</b>	<b>12</b>	<b>183</b>	<b>10.2</b>



## #15 RODNEY HERENTON

Senior | Guard | 6-1 | 185

Chicago, Ill. | Stevenson | International Relations

### Three things to know...

- 1: Former walk-on, earned scholarship on team's foreign trip to Italy
- 2: All-around point guard, great teammate
- 3: Brother, Willie, plays basketball at Miami, other brother, Samuel, runs track at UCLA

### FAST FIVE

**Most people might not know:** I taught myself how to play the piano.

**Favorite class at Stanford:** Real Estate Development and Finance

**World Traveler:** Traveled to India in the summer of 2017 as part of the Rubenstein-Bing Student-Athlete Civic Engagement program.

**Stranded on an island, can listen to one album:** Views by Drake

### HERENTON'S CAREER HIGHS

Points ..... 4, vs. Washington St. 2/28/19  
 FG ..... 2, vs. Washington St. 2/28/19  
 FGA ..... 2, three times  
 3FG .....  
 3FGA ..... 1, twice  
 FT ..... 2, vs. Florida 11/23/17  
 FTA ..... 2, four times  
 Rebounds ..... 1, three times  
 Assists ..... 1, three times  
 Blocks .....  
 Steals ..... 1, twice  
 Minutes ..... 4, three times

### HERENTON'S SEASON HIGHS

Points ..... 1, twice  
 FG .....  
 FGA ..... 1, vs. Oklahoma 11/25/19  
 3FG .....  
 3FGA .....  
 FT ..... 1, twice  
 FTA ..... 2, twice  
 Rebounds ..... 1, vs. Oklahoma 11/25/19  
 Assists ..... 1, three times  
 Blocks .....  
 Steals ..... 1, vs. William & Mary 11/21/19  
 Minutes ..... 4, twice

### 2019-20 GAME-BY-GAME

Opponent	Date	GS	Min	FG-FGA	Pct	3FG-FGA	Pct	FT-FTA	Pct	O/D/T	Avg	PF	FO	A/T	B	S	P	Avg
MONTANA	11/06/19		3	0-0	.000	0-0	.000	0-0	.000	0/0/0	0.0	1	0	0/0	0	0	0	0.0
CS FULLERTON	11/09/19		1	0-0	.000	0-0	.000	0-0	.000	0/0/0	0.0	1	0	0/0	0	0	0	0.0
LONG BEACH ST.	11/12/19		4	0-0	.000	0-0	.000	0-0	.000	0/0/0	0.0	0	0	0/0	0	0	0	0.0
SANTA CLARA	11/16/19		1	0-0	.000	0-0	.000	0-0	.000	0/0/0	0.0	0	0	0/0	0	0	0	0.0
UMES	11/19/19		4	0-0	.000	0-0	.000	1-2	.500	0/0/0	0.0	0	0	0/3	0	0	1	0.2
WILLIAM & MARY	11/21/19		3	0-0	.000	0-0	.000	0-0	.000	0/0/0	0.0	0	0	0/0	0	1	0	0.2
vs Oklahoma	11/25/19		1	0-1	.000	0-0	.000	0-0	.000	0/1/1	0.1	0	0	1/0	0	0	0	0.1
vs Butler	11/26/19	DNP																
UNC WILMINGTON	12/01/19		1	0-0	.000	0-0	.000	0-0	.000	0/0/0	0.1	0	0	0/0	0	0	0	0.1
at San Jose St.	12/14/19		2	0-0	.000	0-0	.000	1-2	.500	0/0/0	0.1	0	0	1/0	0	0	1	0.2
SAN FRANCISCO	12/17/19	DNP																
vs San Diego	12/21/19	DNP																
KANSAS	12/29/19	DNP																
CALIFORNIA	01/02/20		1	0-0	.000	0-0	.000	0-0	.000	0/0/0	0.1	0	0	0/0	0	0	0	0.2
WASHINGTON	01/09/20	DNP																
WASHINGTON ST	01/11/20		3	0-0	.000	0-0	.000	0-0	.000	0/0/0	0.1	0	0	1/0	0	0	0	0.2
at UCLA	01/15/20	DNP																
at USC	01/18/20	DNP																
at California	01/26/20																	
OREGON ST	01/30/20																	
OREGON	02/01/20																	
at Utah	02/06/20																	
at Colorado	02/08/20																	
ARIZONA ST	02/13/20																	
ARIZONA	02/15/20																	
at Washington	02/20/20																	
at Washington St	02/23/20																	
UTAH	02/26/20																	
COLORADO	03/01/20																	
at Oregon St	03/05/20																	
at Oregon	03/07/20																	

### CAREER STATS

YEAR	GP	GS	MIN	AVG	FG	FGA	PCT	3-POINT			FT	FTA	PCT	REBOUNDING				PF	FO	AST	TO	BLK	STL	PTS	AVG
								FG	FGA	PCT				OFF	DEF	TOT	AVG								
2016-17	5	0	5	1.0	1	4	.250	0	1	.000	0	2	.000	0	0	0	0.0	0	0	0	2	0	0	2	0.4
2017-18	6	0	10	1.7	1	2	.500	0	0	.000	2	2	1.000	0	1	1	0.2	0	0	0	0	0	0	4	0.7
2018-19	6	0	11	1.8	3	6	.500	0	1	.000	0	0	.000	0	1	1	0.2	0	0	0	0	0	1	6	1.0
2019-20	11	0	24	2.2	0	1	.000	0	0	.000	2	4	.500	0	1	1	0.1	2	0	3	3	0	1	2	0.2
<b>TOTAL</b>	<b>28</b>	<b>0</b>	<b>50</b>	<b>1.8</b>	<b>5</b>	<b>13</b>	<b>.385</b>	<b>0</b>	<b>2</b>	<b>.000</b>	<b>4</b>	<b>8</b>	<b>.500</b>	<b>0</b>	<b>3</b>	<b>3</b>	<b>0.1</b>	<b>2</b>	<b>0</b>	<b>3</b>	<b>5</b>	<b>0</b>	<b>2</b>	<b>14</b>	<b>0.5</b>



## #21 DANIEL BEGOVICH

Junior | Forward | 6-5 | 200

San Francisco, Calif. | St. Ignatius College Prep | Undeclared

### Three things to know...

- 1: Manager for first two seasons, earned spot on the team for 2019-20
- 2: Two brothers at Stanford, including Neal, a freshman on the men's basketball team
- 3: Can line up at guard or forward

### FAST FIVE

**Favorite class at Stanford:** Experimental Economics

**Stranded on an island, can listen to one album:** This One's For You by Luke Combs

**Most people might not know:** I played tennis in high school and our team won the Nor-Cal State Championship twice.

**First basketball interest:** Going to games at Maples and playing in the front yard with my brothers

**Who/what inspires you:** The love for my dad and living on his legacy

**Favorite TV show:** Chicago Fire

### BEGOVIČ'S CAREER HIGHS

Points	.....
FG	.....
FGA	.....
3FG	.....
3FGA	.....
FT	.....
FTA	.....
Rebounds	.....1, vs. Oklahoma 11/25/19
Assists	.....
Blocks	.....
Steals	.....
Minutes	.....2, at San Jose St. 12/14/19

### BEGOVIČ'S SEASON HIGHS

Points	.....
FG	.....
FGA	.....
3FG	.....
3FGA	.....
FT	.....
FTA	.....
Rebounds	.....1, vs. Oklahoma 11/25/19
Assists	.....
Blocks	.....
Steals	.....
Minutes	.....2, at San Jose St. 12/14/19

### 2019-20 GAME-BY-GAME

Opponent	Date	GS	Min	FG-FGA	Pct	3FG-FGA	Pct	FT-FTA	Pct	O/D/T	Avg	PF	FO	A/T	B	S	P	Avg	
MONTANA	11/06/19	DNP																	
CS FULLERTON	11/09/19	DNP																	
LBSU	11/12/19	DNP																	
SANTA CLARA	11/16/19	DNP																	
UMES	11/19/19	DNP																	
WILLIAM & MARY	11/21/19	DNP																	
vs Oklahoma	11/25/19		1	0-0	.000	0-0	.000	0-0	.000	1/0/1	1.0	0	0	0/0	0	0	0	0.0	
vs Butler	11/26/19	DNP																	
UNC WILMINGTON	12/01/19		1	0-0	.000	0-0	.000	0-0	.000	0/0/0	0.5	0	0	0/0	0	0	0	0.0	
at San Jose St.	12/14/19		2	0-0	.000	0-0	.000	0-0	.000	0/0/0	0.3	1	0	0/1	0	0	0	0.0	
SAN FRANCISCO	12/17/19	DNP																	
vs San Diego	12/21/19	DNP																	
KANSAS	12/29/19	DNP																	
CALIFORNIA	01/02/20		1	0-0	.000	0-0	.000	0-0	.000	0/0/0	0.3	0	0	0/0	0	0	0	0.0	
WASHINGTON	01/09/20	DNP																	
WASHINGTON ST	01/11/20	DNP																	
at UCLA	01/15/20	DNP																	
at USC	01/18/20	DNP																	
at California	01/26/20																		
OREGON ST	01/30/20																		
OREGON	02/01/20																		
at Utah	02/06/20																		
at Colorado	02/08/20																		
ARIZONA ST	02/13/20																		
ARIZONA	02/15/20																		
at Washington	02/20/20																		
at Washington St	02/23/20																		
UTAH	02/26/20																		
COLORADO	03/01/20																		
at Oregon St	03/05/20																		
at Oregon	03/07/20																		

### CAREER STATS

YEAR	GP	GS	MIN	AVG	FG	FGA	PCT	3-POINT			FT	FTA	PCT	REBOUNDING				PF	FO	AST	TO	BLK	STL	PTS	AVG	
								FG	FGA	PCT				OFF	DEF	TOT	AVG									
2019-20	4	0	5	1.3	0	0	.000	0	0	.000	0	0	.000	1	0	1	0.3	1	0	0	1	0	0	0	0	0.0
<b>TOTAL</b>	<b>4</b>	<b>0</b>	<b>5</b>	<b>1.3</b>	<b>0</b>	<b>0</b>	<b>.000</b>	<b>0</b>	<b>0</b>	<b>.000</b>	<b>0</b>	<b>0</b>	<b>.000</b>	<b>1</b>	<b>0</b>	<b>1</b>	<b>0.3</b>	<b>1</b>	<b>0</b>	<b>0</b>	<b>1</b>	<b>0</b>	<b>0</b>	<b>0</b>	<b>0.0</b>	





## #22 JAMES KEEFE

Freshman | Forward | 6-9 | 220  
Los Angeles, Calif. | Loyola | Undeclared

### Three things to know...

- 1: Physical forward, tireless worker. Can defend both post positions.
- 2: Son of Adam Keefe, a nine-year NBA veteran and Stanford's all-time leading rebounder (1,119) and third-leading scorer (2,319), and Kristin Klein Keefe, an Olympian and four-time All-American on the Stanford volleyball team. Sisters Caitlin and Michaela play for Stanford's volleyball team.
- 3: Averged a double double as a senior, chose Stanford over Princeton, San Francisco and UC Irvine.

### FAST FIVE

**Nickname:** None

**Favorite class at Stanford:** Principles of Economics

**Part of game worked most on during offseason:** I worked most on my body and especially spent a lot of time in the weight room.

**Most people might not know:** I was born in Oakland, Calif., and lived in Spain for two years.

**Significance of jersey number:** I idolize TJ Leaf who wears 22.

### KEEFE'S CAREER HIGHS

Points ..... 7, vs. Washington 1/9/20  
FG ..... 3, three times  
FGA ..... 5, vs. Washington 1/9/20  
3FG .....  
3FGA .....  
FT ..... 4, vs. San Francisco  
FTA ..... 7, vs. San Francisco  
Rebounds ..... 7, vs. Oklahoma 11/25/19  
Assists ..... 1, twice  
Blocks ..... 2, vs. Washington 1/9/20  
Steals ..... 1, four times  
Minutes ..... 18, twice

### KEEFE'S SEASON HIGHS

Points ..... 7, vs. Washington 1/9/20  
FG ..... 3, three times  
FGA ..... 5, vs. Washington 1/9/20  
3FG .....  
3FGA .....  
FT ..... 4, vs. San Francisco  
FTA ..... 7, vs. San Francisco  
Rebounds ..... 7, vs. Oklahoma 11/25/19  
Assists ..... 1, twice  
Blocks ..... 2, vs. Washington 1/9/20  
Steals ..... 1, four times  
Minutes ..... 18, twice

### 2019-20 GAME-BY-GAME

Opponent	Date	GS	Min	FG-FGA	Pct	3FG-FGA	Pct	FT-FTA	Pct	O/D/T	Avg	PF	FO	A/T	B	S	P	Avg
MONTANA	11/06/19	11	1-3	.333	0-0	.000	0-0	.000	0/1/1	1.0	0	0	0/0	1	0	2	2.0	
CS FULLERTON	11/09/19	18	1-2	.500	0-0	.000	3-3	1.000	0/4/4	2.5	3	0	0/0	1	0	5	3.5	
LONG BEACH ST.	11/12/19	12	3-4	.750	0-0	.000	0-0	.000	0/1/1	2.0	0	0	0/1	0	0	6	4.3	
SANTA CLARA	11/16/19	12	2-2	1.000	0-0	.000	0-0	.000	1/3/4	2.5	4	0	0/0	1	0	4	4.3	
UMES	11/19/19	12	1-3	.333	0-0	.000	0-0	.000	1/1/2	2.4	2	0	0/1	0	0	2	3.8	
WILLIAM & MARY	11/21/19	8	1-2	.500	0-0	.000	1-3	.333	0/1/1	2.2	1	0	0/0	0	0	3	3.7	
vs Oklahoma	11/25/19	11	0-2	.000	0-0	.000	0-0	.000	1/6/7	2.9	1	0	1/1	0	1	0	3.1	
vs Butler	11/26/19	9	1-1	1.000	0-0	.000	0-1	.000	0/3/3	2.9	0	0	0/0	0	0	2	3.0	
UNC WILMINGTON	12/01/19	8	2-3	.667	0-0	.000	0-0	.000	0/1/1	2.7	0	0	0/0	0	0	4	3.1	
at San Jose St.	12/14/19	15	3-4	.750	0-0	.000	0-2	.000	0/4/4	2.8	3	0	0/0	0	1	6	3.4	
SAN FRANCISCO	12/17/19	18	0-2	.000	0-0	.000	4-7	.571	1/3/4	2.9	3	0	0/1	1	1	4	3.5	
vs San Diego	12/21/19	8	0-0	.000	0-0	.000	0-2	.000	0/1/1	2.8	2	0	0/1	0	0	0	3.2	
KANSAS	12/29/19	5	0-0	.000	0-0	.000	0-0	.000	0/0/0	2.5	2	0	0/0	0	0	0	2.9	
CALIFORNIA	01/02/20	5	1-2	.500	0-0	.000	0-0	.000	2/1/3	2.6	2	0	0/0	0	0	2	2.9	
WASHINGTON	01/09/20	17	3-5	.600	0-0	.000	1-3	.333	4/1/5	2.7	3	0	0/0	2	1	7	3.1	
WASHINGTON ST	01/11/20	10	2-3	.667	0-0	.000	0-0	.000	0/0/0	2.6	0	0	1/0	0	0	4	3.2	
at UCLA	01/15/20	9	1-1	1.000	0-0	.000	0-0	.000	0/0/0	2.4	2	0	0/0	0	0	2	3.1	
at USC	01/18/20	6	0-0	.000	0-0	.000	0-0	.000	0/0/0	2.3	2	0	0/0	0	0	0	2.9	
at California	01/26/20																	
OREGON ST	01/30/20																	
OREGON	02/01/20																	
at Utah	02/06/20																	
at Colorado	02/08/20																	
ARIZONA ST	02/13/20																	
ARIZONA	02/15/20																	
at Washington	02/20/20																	
at Washington St	02/23/20																	
UTAH	02/26/20																	
COLORADO	03/01/20																	
at Oregon St	03/05/20																	
at Oregon	03/07/20																	

### CAREER STATS

YEAR	GP	GS	MIN	AVG	FG	FGA	PCT	3-POINT			FT	FTA	PCT	REBOUNDING					PTS	AVG					
								FG	FGA	PCT				OFF	DEF	TOT	AVG	PF			FO	AST	TO	BLK	STL
2019-20	18	0	194	10.8	22	39	.564	0	0	.000	9	21	.429	10	31	41	2.3	30	0	2	5	6	4	53	2.9
<b>TOTAL</b>	<b>18</b>	<b>0</b>	<b>194</b>	<b>10.8</b>	<b>22</b>	<b>39</b>	<b>.564</b>	<b>0</b>	<b>0</b>	<b>.000</b>	<b>9</b>	<b>21</b>	<b>.429</b>	<b>10</b>	<b>31</b>	<b>41</b>	<b>2.3</b>	<b>30</b>	<b>0</b>	<b>2</b>	<b>5</b>	<b>6</b>	<b>4</b>	<b>53</b>	<b>2.9</b>



## #23 NEAL BEGOVICH

Freshman | Forward | 6-9 | 220

San Francisco, Calif. | St. Ignatius College Prep | Undeclared

### Three things to know...

- 1: Redshirting 2019-20 season
- 2: Two brothers at Stanford, including Daniel, a junior on the men's basketball team
- 3: Can play either forward position, excellent shooter

### FAST FIVE

**Favorite class at Stanford:** Math 51

**Favorite TV show:** Power

**Significance behind jersey number:** 21 is the same number worn by my late father, Dan, who played at California in the late 1970's.

**Most people might not know:** Played doubles in tennis with brother in high school and won a state championship.

### BEGOVIČ'S CAREER HIGHS

Points	.....
FG	.....
FGA	.....
3FG	.....
3FGA	.....
FT	.....
FTA	.....
Rebounds	.....
Assists	.....
Blocks	.....
Steals	.....
Minutes	.....

### BEGOVIČ'S SEASON HIGHS

Points	.....
FG	.....
FGA	.....
3FG	.....
3FGA	.....
FT	.....
FTA	.....
Rebounds	.....
Assists	.....
Blocks	.....
Steals	.....
Minutes	.....

### 2019-20 GAME-BY-GAME

Opponent	Date	GS	Min	FG-FGA	Pct	3FG-FGA	Pct	FT-FTA	Pct	O/D/T	Avg	PF	FO	A/T	B	S	P	Avg	
MONTANA	11/06/19	DNP																	
CS FULLERTON	11/09/19	DNP																	
LBSU	11/12/19	DNP																	
SANTA CLARA	11/16/19	DNP																	
UMES	11/19/19	DNP																	
WILLIAM & MARY	11/21/19	DNP																	
vs Oklahoma	11/25/19	DNP																	
vs Butler	11/26/19	DNP																	
UNC WILMINGTON	12/01/19	DNP																	
at San Jose St.	12/14/19	DNP																	
SAN FRANCISCO	12/17/19	DNP																	
vs San Diego	12/21/19	DNP																	
KANSAS	12/29/19	DNP																	
CALIFORNIA	01/02/20	DNP																	
WASHINGTON	01/09/20	DNP																	
WASHINGTON ST	01/11/20	DNP																	
at UCLA	01/15/20	DNP																	
at USC	01/18/20	DNP																	
at California	01/26/20																		
OREGON ST	01/30/20																		
OREGON	02/01/20																		
at Utah	02/06/20																		
at Colorado	02/08/20																		
ARIZONA ST	02/13/20																		
ARIZONA	02/15/20																		
at Washington	02/20/20																		
at Washington St	02/23/20																		
UTAH	02/26/20																		
COLORADO	03/01/20																		
at Oregon St	03/05/20																		
at Oregon	03/07/20																		

### CAREER STATS

YEAR	GP	GS	MIN	AVG	FG	FGA	PCT	3-POINT			FT	FTA	PCT	REBOUNDING				PF	FO	AST	TO	BLK	STL	PTS	AVG	
								FG	FGA	PCT				OFF	DEF	TOT	AVG									
2019-20	0	0	0	0.0	0	0	.000	0	0	.000	0	0	.000	0	0	0	0.0	0	0	0	0	0	0	0	0	0.0
<b>TOTAL</b>	<b>0</b>	<b>0</b>	<b>0</b>	<b>0.0</b>	<b>0</b>	<b>0</b>	<b>.000</b>	<b>0</b>	<b>0</b>	<b>.000</b>	<b>0</b>	<b>0</b>	<b>.000</b>	<b>0</b>	<b>0</b>	<b>0</b>	<b>0.0</b>	<b>0</b>	<b>0</b>	<b>0</b>	<b>0</b>	<b>0</b>	<b>0</b>	<b>0</b>	<b>0.0</b>	



## #24 SAM BESKIND

Redshirt Freshman | Guard | 6-4 | 193

Tuscon, Ariz. | Catalina Foothills | Communication

### Three things to know...

- 1: Former walk-on, earned scholarship on team's foreign trip to Italy
- 2: Off-ball guard, tough, hard-nosed shooter.
- 3: Completed internship over the summer with Home Court, working with basketball shot tracking

### FAST FIVE

**Favorite class at Stanford:** Perspectives on the Good Life

**Most people might not know:** Favorite sport to watch on TV is tennis.

**Who/what inspires you:** My mom, who was a walk-on at the University of Washington. She still holds the high jump record and is a member of their Hall of Fame. She is also the kindest person I know.

**Teammate fun fact:** Isaac gets 5+ sample cups every time at Yogurtland.

### BESKIND'S CAREER HIGHS

Points .....3, vs. Long Beach St. 11/12/19  
 FG .....1, vs. Long Beach St. 11/12/19  
 FGA .....1, three times  
 3FG .....1, vs. Long Beach St. 11/12/19  
 3FGA .....1, three times  
 FT .....-  
 FTA .....-  
 Rebounds ... 2, vs. Maryland Eastern Shore 11/19/19  
 Assists ..... 1, vs. Long Beach St. 11/12/19  
 Blocks ..... 1, vs. William & Mary 11/21/19  
 Steals .....-  
 Minutes ..... 5, vs. Maryland Eastern Shore 11/19/19

### BESKIND'S SEASON HIGHS

Points .....3, vs. Long Beach St. 11/12/19  
 FG .....1, vs. Long Beach St. 11/12/19  
 FGA .....1, three times  
 3FG .....1, vs. Long Beach St. 11/12/19  
 3FGA .....1, three times  
 FT .....-  
 FTA .....-  
 Rebounds ... 2, vs. Maryland Eastern Shore 11/19/19  
 Assists ..... 1, vs. Long Beach St. 11/12/19  
 Blocks ..... 1, vs. William & Mary 11/21/19  
 Steals .....-  
 Minutes ..... 5, vs. Maryland Eastern Shore 11/19/19

### 2019-20 GAME-BY-GAME

Opponent	Date	GS	Min	FG-FGA	Pct	3FG-FGA	Pct	FT-FTA	Pct	O/D/T	Avg	PF	FO	A/T	B	S	P	Avg	
MONTANA	11/06/19	DNP																	
CS FULLERTON	11/09/19		1	0-0	.000	0-0	.000	0-0	.000	0/0/0	0.0	0	0	0/0	0	0	0	0.0	
LONG BEACH ST.	11/12/19		3	1-1	1.000	1-1	1.000	0-0	.000	0/0/0	0.0	0	0	1/0	0	0	3	1.5	
SANTA CLARA	11/16/19		1	0-0	.000	0-0	.000	0-0	.000	0/0/0	0.0	0	0	0/0	0	0	0	1.0	
UMES	11/19/19		5	0-0	.000	0-0	.000	0-0	.000	0/2/2	0.5	2	0	0/0	0	0	0	0.8	
WILLIAM & MARY	11/21/19		4	0-0	.000	0-0	.000	0-0	.000	0/0/0	0.4	0	0	0/0	1	0	0	0.6	
vs Oklahoma	11/25/19		2	0-1	.000	0-1	.000	0-0	.000	0/0/0	0.3	0	0	0/0	0	0	0	0.5	
vs Butler	11/26/19	DNP																	
UNC WILMINGTON	12/01/19		2	0-1	.000	0-1	.000	0-0	.000	0/0/0	0.3	0	0	0/0	0	0	0	0.4	
at San Jose St.	12/14/19		2	0-0	.000	0-0	.000	0-0	.000	0/0/0	0.3	0	0	0/0	0	0	0	0.4	
SAN FRANCISCO	12/17/19	DNP																	
vs San Diego	12/21/19		1	0-0	.000	0-0	.000	0-0	.000	0/0/0	0.2	0	0	0/1	0	0	0	0.3	
KANSAS	12/29/19	DNP																	
CALIFORNIA	01/02/20		1	0-0	.000	0-0	.000	0-0	.000	0/0/0	0.2	0	0	0/0	0	0	0	0.3	
WASHINGTON	01/09/20	DNP																	
WASHINGTON ST	01/11/20		3	0-0	.000	0-0	.000	0-0	.000	0/1/1	0.3	0	0	0/0	0	0	0	0.3	
at UCLA	01/15/20		1	0-0	.000	0-0	.000	0-0	.000	0/0/0	0.3	0	0	0/0	0	0	0	0.3	
at USC	01/18/20	DNP																	
at California	01/26/20																		
OREGON ST	01/30/20																		
OREGON	02/01/20																		
at Utah	02/06/20																		
at Colorado	02/08/20																		
ARIZONA ST	02/13/20																		
ARIZONA	02/15/20																		
at Washington	02/20/20																		
at Washington St	02/23/20																		
UTAH	02/26/20																		
COLORADO	03/01/20																		
at Oregon St	03/05/20																		
at Oregon	03/07/20																		

### CAREER STATS

YEAR	GP	GS	MIN	AVG	FG	FGA	PCT	3-POINT			FT	FTA	PCT	REBOUNDING				PF	FO	AST	TO	BLK	STL	PTS	AVG	
								FG	FGA	PCT				OFF	DEF	TOT	AVG									
2018-19	1	0	1	1.0	0	0	.000	0	0	.000	0	0	.000	0	0	0	0.0	0	0	0	0	0	0	0	0	0.0
2019-20	12	0	26	2.2	1	3	.333	1	3	.333	0	0	.000	0	3	3	0.3	2	0	1	1	1	0	3	0.3	
<b>TOTAL</b>	<b>13</b>	<b>0</b>	<b>27</b>	<b>2.1</b>	<b>1</b>	<b>3</b>	<b>.333</b>	<b>1</b>	<b>3</b>	<b>.333</b>	<b>0</b>	<b>0</b>	<b>.000</b>	<b>0</b>	<b>3</b>	<b>3</b>	<b>0.2</b>	<b>2</b>	<b>0</b>	<b>1</b>	<b>1</b>	<b>1</b>	<b>0</b>	<b>3</b>	<b>0.2</b>	



## #32 LUKAS KISUNAS

Sophomore | Forward | 6-10 | 245

Vilnius, Lithuania | Brewster Academy (N.H.) | Undeclared

### Three things to know...

- 1: Hard-nosed forward/center, terrific rebounder
- 2: Competed at 2017 FIBA U18 European Championships in Slovakia, helping Lithuania to a third-place finish
- 3: Chose Stanford over Arizona and UConn

**Trending:** Leads the team in offensive rebounds.

### FAST FIVE

**Nickname:** As a freshman, assistant coach Jesse Pruitt named me "Lucash"

**Favorite class at Stanford:** Psychology 1

**Most people might not know:** Award-winning photographer

**Languages:** Speaks Lithuanian and English, in addition to some Russian

**Who/what inspires you:** The chance to grow and get better as a person and as a player. I love progressing in life and taking a step forward every day.

**Stranded on an island, can listen to one album:** Until Death Call My Name by NBA YoungBoy

### KISUNAS' CAREER HIGHS

Points ..... 9, vs. Washington St. 1/11/20  
 FG ..... 4, twice  
 FGA ..... 7, vs. Santa Clara 11/16/19  
 3FG .....  
 3FGA .....  
 FT ..... 2, eight times  
 FTA ..... 4, at San Jose St. 12/14/19  
 Rebounds ..... 10, vs. Santa Clara 11/16/19  
 Assists ..... 3, vs. Washington St. 1/11/20  
 Blocks ..... 2, twice  
 Steals ..... 3, vs. UNC Wilmington 12/1/19  
 Minutes ..... 20, vs. Santa Clara 11/16/19

### KISUNAS' SEASON HIGHS

Points ..... 9, vs. Washington St. 1/11/20  
 FG ..... 4, twice  
 FGA ..... 7, vs. Santa Clara 11/16/19  
 3FG .....  
 3FGA .....  
 FT ..... 2, three times  
 FTA ..... 4, at San Jose St. 12/14/19  
 Rebounds ..... 10, vs. Santa Clara 11/16/19  
 Assists ..... 3, vs. Washington St. 1/11/20  
 Blocks ..... 2, vs. Washington St. 1/11/20  
 Steals ..... 3, vs. UNC Wilmington 12/1/19  
 Minutes ..... 20, vs. Santa Clara 11/16/19

### 2019-20 GAME-BY-GAME

Opponent	Date	GS	Min	FG-FGA	Pct	3FG-FGA	Pct	FT-FTA	Pct	O/D/T	Avg	PF	FO	A/T	B	S	P	Avg
MONTANA	11/06/19	*	16	1-2	.500	0-0	.000	1-1	1.000	1/2/3	3.0	0	0	0/0	1	0	3	3.0
CS FULLERTON	11/09/19		7	1-2	.500	0-0	.000	0-0	.000	2/0/2	2.5	3	0	0/1	0	0	2	2.5
LONG BEACH ST.	11/12/19		10	2-4	.500	0-0	.000	0-0	.000	4/3/7	4.0	1	0	0/2	0	0	4	3.0
SANTA CLARA	11/16/19		20	4-7	.571	0-0	.000	0-2	.000	3/7/10	5.5	3	0	1/2	0	0	8	4.3
UMES	11/19/19		11	1-2	.500	0-0	.000	0-0	.000	1/1/2	4.8	3	0	2/3	0	0	2	3.8
WILLIAM & MARY	11/21/19		13	0-1	.000	0-0	.000	0-1	.000	0/2/2	4.3	1	0	1/1	0	0	0	3.2
vs Oklahoma	11/25/19		5	1-1	1.000	0-0	.000	0-0	.000	2/0/2	4.0	3	0	0/0	0	0	2	3.0
vs Butler	11/26/19		8	0-2	.000	0-0	.000	0-0	.000	1/1/2	3.8	0	0	0/0	0	0	0	2.6
UNC WILMINGTON	12/01/19		15	0-0	.000	0-0	.000	2-2	1.000	2/3/5	3.9	1	0	2/1	1	3	2	2.6
at San Jose St.	12/14/19		8	2-5	.400	0-0	.000	2-4	.500	3/1/4	3.9	3	0	0/2	0	0	6	2.9
SAN FRANCISCO	12/17/19	*	10	0-0	.000	0-0	.000	0-0	.000	1/2/3	3.8	0	0	0/2	0	0	0	2.6
vs San Diego	12/21/19		7	0-0	.000	0-0	.000	0-1	.000	0/1/1	3.6	1	0	0/0	0	0	0	2.4
KANSAS	12/29/19		14	1-2	.500	0-0	.000	2-3	.667	1/3/4	3.6	1	0	1/1	1	1	4	2.5
CALIFORNIA	01/02/20		12	0-0	.000	0-0	.000	0-2	.000	0/3/3	3.6	1	0	1/0	0	0	0	2.4
WASHINGTON	01/09/20		4	0-0	.000	0-0	.000	0-0	.000	0/0/0	3.3	2	0	1/1	0	0	0	2.2
WASHINGTON ST	01/11/20		14	4-4	1.000	0-0	.000	1-2	.500	1/3/4	3.4	2	0	3/2	2	1	9	2.6
at UCLA	01/15/20		18	2-2	1.000	0-0	.000	0-0	.000	2/1/3	3.4	1	0	1/0	1	0	4	2.7
at USC	01/18/20		12	2-4	.500	0-0	.000	0-0	.000	2/1/3	3.3	3	0	0/2	0	0	4	2.8
at California	01/26/20																	
OREGON ST	01/30/20																	
OREGON	02/01/20																	
at Utah	02/06/20																	
at Colorado	02/08/20																	
ARIZONA ST	02/13/20																	
ARIZONA	02/15/20																	
at Washington	02/20/20																	
at Washington St	02/23/20																	
UTAH	02/26/20																	
COLORADO	03/01/20																	
at Oregon St	03/05/20																	
at Oregon	03/07/20																	

### CAREER STATS

YEAR	GP	GS	MIN	AVG	FG	FGA	PCT	3-POINT			FT	FTA	PCT	REBOUNDING				PF	FO	AST	TO	BLK	STL	PTS	AVG
								FG	FGA	PCT				OFF	DEF	TOT	AVG								
2018-19	28	0	172	6.1	17	33	.515	0	0	.000	11	18	.611	16	33	49	1.8	30	0	4	10	7	1	45	1.6
2019-20	18	2	204	11.3	21	38	.553	0	0	.000	8	18	.444	26	34	60	3.3	29	0	13	20	6	5	50	2.8
<b>TOTAL</b>	<b>46</b>	<b>2</b>	<b>376</b>	<b>8.2</b>	<b>38</b>	<b>71</b>	<b>.535</b>	<b>0</b>	<b>0</b>	<b>.000</b>	<b>19</b>	<b>36</b>	<b>.528</b>	<b>42</b>	<b>67</b>	<b>109</b>	<b>2.4</b>	<b>59</b>	<b>0</b>	<b>17</b>	<b>30</b>	<b>13</b>	<b>6</b>	<b>95</b>	<b>2.1</b>



**Official Basketball Box Score -- Game Totals -- Final Statistics**  
**Montana vs Stanford**  
 11/06/19 7:00 pm at Stanford, Calif. (Maples Pavilion)

Montana 62 • 0-1

#	Player	Total			Rebounds			PF	TP	A	TO	Blk	Stl	Min
		FG-FGA	3-Ptr	FT-FTA	Off	Def	Tot							
00	Kyle Owens	1-3	0-2	1-2	0	0	3	3	0	0	0	0	0	18
23	Mack Anderson	0-3	0-0	0-0	0	1	3	0	0	0	1	0	0	13
02	Kendal Manuel	2-8	2-5	1-2	2	3	5	1	7	0	4	0	0	27
04	Josh Vazquez	4-11	2-7	1-2	0	5	5	1	11	1	3	0	1	37
03	Sayed Pridgett	8-13	0-1	1-1	0	10	10	1	17	6	6	2	3	39
10	Timmy Falls	0-2	0-1	0-0	0	3	3	0	0	2	3	0	0	19
01	Eddy Egun	3-6	2-3	1-2	0	1	1	1	9	0	0	0	1	19
35	Derrick Carter-Holli	5-6	1-1	4-5	3	3	6	3	15	0	1	1	1	28
	Team				0	0	0							
Totals		23-52	7-20	9-14	5	26	31	13	62	9	17	4	6	200

FG % 1st Half: 11-25 44.0% 2nd half: 12-27 44.4% Game: 23-52 44.2%  
 3FG % 1st Half: 3-10 30.0% 2nd half: 4-10 40.0% Game: 7-20 35.0%  
 FT % 1st Half: 3-5 60.0% 2nd half: 6-9 66.7% Game: 9-14 64.3%

Stanford 73 • 1-0

#	Player	Total			Rebounds			PF	TP	A	TO	Blk	Stl	Min
		FG-FGA	3-Ptr	FT-FTA	Off	Def	Tot							
13	da Silva, Oscar	1-7	1-2	6-6	0	4	4	2	21	1	3	1	3	24
32	Kisunas, Lukas	1-2	0-0	1-1	1	2	3	0	3	0	0	1	0	16
01	Davis, Daejon	1-5	0-0	0-0	0	2	2	2	4	1	0	5	3	33
02	Wills, Bryce	4-6	0-0	3-4	0	3	3	4	11	4	2	1	1	31
03	Terry, Tyrell	5-12	1-3	2-2	0	4	4	2	13	4	1	0	3	28
04	White, Isaac	2-4	2-4	0-0	0	1	1	0	6	0	0	0	0	12
11	Delaire, Jaiden	3-5	0-2	0-0	0	2	2	0	6	0	1	0	1	19
12	Fitzmorris, Keenan	0-0	0-0	0-0	0	1	1	0	0	0	0	0	0	0+
14	Jones, Spencer	3-7	3-6	0-0	0	3	3	1	9	0	1	1	0	23
15	Herenton, Rodney	0-0	0-0	0-0	0	0	0	1	0	0	0	0	0	3
22	Keefe, James	1-3	0-0	0-0	0	1	1	0	2	0	0	1	0	11
	Team				0	4	4							
Totals		27-54	7-17	12-13	1	27	28	12	73	13	10	5	13	200

FG % 1st Half: 10-22 45.5% 2nd half: 17-32 53.1% Game: 27-54 50.0%  
 3FG % 1st Half: 3-6 50.0% 2nd half: 4-11 36.4% Game: 7-17 41.2%  
 FT % 1st Half: 7-8 87.5% 2nd half: 5-5 100.0% Game: 12-13 92.3%

Officials: Kelly Pfeifer, David Hall, Randy McCall  
 Technical fouls: Montana-None, Stanford-None.  
 Attendance: 2930

Score by periods	1st	2nd	Total
Montana	28	34	62
Stanford	30	43	73

Points	In	Off	2nd	Fast	Bench
MONT	16	8	4	4	24
STAN	30	21	3	10	23

Last FG - MONT 2nd-00:45, STAN 2nd-03:44.  
 Largest lead - MONT by 6 1st-05:19, STAN by 26 2nd-07:30.  
 MONT led for 14:55. STAN led for 21:38. Game was tied for 03:27.

**Official Basketball Box Score -- Game Totals -- Final Statistics**  
**Long Beach St. vs Stanford**  
 11/12/19 6:00 pm at Stanford, Calif. (Maples Pavilion)

Long Beach St. 58 • 1-2

#	Player	Total			Rebounds			PF	TP	A	TO	Blk	Stl	Min
		FG-FGA	3-Ptr	FT-FTA	Off	Def	Tot							
24	Joshua Morgan	2-2	0-0	2-4	1	1	2	2	6	3	1	3	1	25
01	Michael Carter III	0-9	0-6	2-2	0	4	4	3	2	2	5	0	1	27
02	Jordan Roberts	0-2	0-0	0-0	1	1	2	2	0	0	2	0	0	13
14	Colin Slater	3-11	1-6	0-1	0	1	1	3	7	2	1	0	1	24
31	Chance Hunter	2-4	1-1	0-0	0	1	1	2	5	0	2	0	1	15
03	Drew Cobb	2-4	0-0	1-1	2	4	6	0	5	1	0	1	0	23
10	Max De Geest	5-9	3-7	0-0	2	0	2	0	13	1	1	0	1	20
11	Jordan Griffin	5-6	2-3	0-0	0	0	0	0	12	0	2	0	1	14
12	Breyon Jackson	0-0	0-0	1-2	0	0	0	1	1	0	2	0	0	9
13	Romelle Mansel	0-1	0-0	0-0	0	6	6	2	0	0	2	2	0	15
32	Trevar Irish	3-6	0-0	0-0	1	2	3	2	6	0	1	1	0	12
40	Jeffrey Yan	0-0	0-0	1-2	0	1	1	0	1	0	0	0	0	3
	Team				2	0	2							
Totals		22-54	7-23	7-12	9	21	30	17	58	9	19	7	6	200

FG % 1st Half: 9-27 33.3% 2nd half: 13-27 48.1% Game: 22-54 40.7%  
 3FG % 1st Half: 2-9 22.2% 2nd half: 5-14 35.7% Game: 7-23 30.4%  
 FT % 1st Half: 2-4 50.0% 2nd half: 5-8 62.5% Game: 7-12 58.3%

Stanford 86 • 3-0

#	Player	Total			Rebounds			PF	TP	A	TO	Blk	Stl	Min
		FG-FGA	3-Ptr	FT-FTA	Off	Def	Tot							
13	da Silva, Oscar	4-8	0-0	4-4	1	6	7	3	12	4	2	0	2	24
14	Jones, Spencer	3-7	3-6	0-0	2	3	5	2	9	2	1	0	0	25
01	Davis, Daejon	3-3	2-2	0-0	0	2	2	4	8	3	2	0	1	23
02	Wills, Bryce	3-7	1-4	0-0	0	3	3	0	7	1	2	1	2	26
03	Terry, Tyrell	6-9	1-3	1-2	0	3	3	0	14	6	1	0	2	30
04	White, Isaac	3-7	2-5	1-1	1	2	3	0	9	3	0	0	1	13
11	Delaire, Jaiden	7-11	0-0	0-0	1	1	2	1	14	3	0	0	1	25
12	Fitzmorris, Keenan	0-4	0-2	0-0	1	1	2	1	0	0	0	0	0	5
15	Herenton, Rodney	0-0	0-0	0-0	0	0	0	0	0	0	0	0	0	4
22	Keefe, James	3-4	0-0	0-0	0	1	1	0	6	0	1	0	0	12
24	Beskind, Sam	1-1	1-1	0-0	0	0	0	0	3	1	0	0	0	3
32	Kisunas, Lukas	2-4	0-0	0-0	4	3	7	1	4	0	2	0	0	10
	Team				0	3	3							
Totals		35-65	10-23	6-7	10	28	38	12	86	23	12	1	9	200

FG % 1st Half: 20-32 62.5% 2nd half: 15-33 45.5% Game: 35-65 53.8%  
 3FG % 1st Half: 5-13 38.5% 2nd half: 5-10 50.0% Game: 10-23 43.5%  
 FT % 1st Half: 2-3 66.7% 2nd half: 4-4 100.0% Game: 6-7 85.7%

Officials: D.G. Nelson, Michael Irving, Mike Reed  
 Technical fouls: Long Beach St-None, Stanford-None.  
 Attendance: 2558

Score by periods	1st	2nd	Total
Long Beach St.	22	36	58
Stanford	47	39	86

Points	In	Off	2nd	Fast	Bench
LBSU	14	7	8	2	38
STAN	50	27	8	16	36

**Official Basketball Box Score -- Game Totals -- Final Statistics**  
**Cal St. Fullerton vs Stanford**  
 11/09/19 8:00 pm at Stanford, Calif. (Maples Pavilion)

Cal St. Fullerton 54 • 0-2

#	Player	Total			Rebounds			PF	TP	A	TO	Blk	Stl	Min
		FG-FGA	3-Ptr	FT-FTA	Off	Def	Tot							
05	Davon Clare	1-7	0-3	2-2	2	13	15	4	4	0	2	1	0	32
33	Johnny Wang	2-4	0-0	0-0	3	1	4	2	4	0	0	0	0	21
02	Daniel Venzant	3-4	1-1	2-2	1	1	2	1	9	1	2	0	1	29
10	Austen Awosika	2-13	0-3	5-8	2	5	7	2	9	2	3	0	1	36
11	Wayne Arnold	6-15	2-10	0-0	0	3	3	2	14	0	2	0	2	30
01	Brandon Kamga	4-13	1-4	1-4	2	5	7	4	10	2	3	0	2	27
12	Mojus Mojus	0-1	0-1	0-0	0	0	0	0	0	0	0	0	0	6
15	Emmanuel Taban	0-0	0-0	0-0	0	0	0	1	0	0	0	0	0	3
24	Josh Pitts	2-2	0-0	0-3	3	1	4	3	4	0	4	0	0	16
	Team				1	1	2							
Totals		20-59	4-22	10-19	14	30	44	19	54	6	16	1	6	200

FG % 1st Half: 8-29 27.6% 2nd half: 12-30 40.0% Game: 20-59 33.9%  
 3FG % 1st Half: 2-9 22.2% 2nd half: 2-13 15.4% Game: 4-22 18.2%  
 FT % 1st Half: 1-4 25.0% 2nd half: 9-15 60.0% Game: 10-19 52.6%

Stanford 70 • 2-0

#	Player	Total			Rebounds			PF	TP	A	TO	Blk	Stl	Min
		FG-FGA	3-Ptr	FT-FTA	Off	Def	Tot							
13	da Silva, Oscar	5-8	0-2	4-7	1	2	3	4	14	0	2	0	0	26
14	Jones, Spencer	4-11	4-8	0-0	0	5	5	1	12	0	1	1	0	29
01	Davis, Daejon	6-7	1-1	1-5	0	5	5	1	14	2	3	1	3	33
02	Wills, Bryce	0-3	0-1	4-7	0	7	7	1	4	5	3	1	0	35
03	Terry, Tyrell	5-12	0-4	2-2	0	3	3	1	12	3	4	0	3	35
04	White, Isaac	0-1	0-1	0-0	0	0	0	0	0	0	1	0	0	4
11	Delaire, Jaiden	2-2	0-0	1-2	0	1	1	2	5	0	0	0	1	10
12	Fitzmorris, Keenan	1-2	0-0	0-0	1	0	1	0	2	0	0	0	0	1
15	Herenton, Rodney	0-0	0-0	0-0	0	0	0	1	0	0	0	0	0	1
22	Keefe, James	1-												

Official Basketball Box Score -- Game Totals -- Final Statistics

Maryland Eastern Shore vs Stanford
11/19/19 7:00 pm at Stanford, Calif. (Maples Pavilion)

Maryland Eastern Shore 55 - 0-5

Table with columns: #, Player, FG-FGA, 3-FGA, FT-FTA, Rebounds (Off, Def, Tot), PF, TP, A TO, Blk, Stl, Min. Includes team totals and game statistics like FG % 1st Half, 2nd half, and Game.

Stanford 76 - 5-0

Table with columns: #, Player, FG-FGA, 3-FGA, FT-FTA, Rebounds (Off, Def, Tot), PF, TP, A TO, Blk, Stl, Min. Includes team totals and game statistics like FG % 1st Half, 2nd half, and Game.

Officials: Glen Mayberry, Nate Harris, Verne Harris
Technical fouls: Maryland Eastern Shore-None, Stanford-None.
Attendance: 2173

Score by periods table with columns: 1st, 2nd, Total. Rows for Maryland Eastern Shore and Stanford.

Points In Off 2nd Fast Bench table with columns: Points, In, Off, 2nd, Fast, Bench. Rows for UMES and STAN.

Official Basketball Box Score -- Game Totals -- Final Statistics

William & Mary vs Stanford
11/21/19 7:00 pm at Stanford, Calif. (Maples Pavilion)

William & Mary 50 - 4-2

Table with columns: #, Player, FG-FGA, 3-FGA, FT-FTA, Rebounds (Off, Def, Tot), PF, TP, A TO, Blk, Stl, Min. Includes team totals and game statistics like FG % 1st Half, 2nd half, and Game.

Stanford 81 - 6-0

Table with columns: #, Player, FG-FGA, 3-FGA, FT-FTA, Rebounds (Off, Def, Tot), PF, TP, A TO, Blk, Stl, Min. Includes team totals and game statistics like FG % 1st Half, 2nd half, and Game.

Officials: Tom Spitznagel, Gregory Nixon, Deron White
Technical fouls: William & Mary-None, Stanford-Davis, Daejon.
Attendance: 2502

Score by periods table with columns: 1st, 2nd, Total. Rows for William & Mary and Stanford.

Points In Off 2nd Fast Bench table with columns: Points, In, Off, 2nd, Fast, Bench. Rows for W&M and STAN.

Last FG - W&M 2nd-02:51, STAN 2nd-02:16.
Largest lead - W&M by 1 1st-16:38, STAN by 32 2nd-03:25.
W&M led for 00:41. STAN led for 38:14. Game was tied for 01:05.

Official Basketball Box Score -- Game Totals -- Final Statistics

Stanford vs Oklahoma
11/25/19 8:30 pm at Kansas City, Mo. (Sprint Center)

Stanford 73 - 7-0

Table with columns: #, Player, FG-FGA, 3-FGA, FT-FTA, Rebounds (Off, Def, Tot), PF, TP, A TO, Blk, Stl, Min. Includes team totals and game statistics like FG % 1st Half, 2nd half, and Game.

Oklahoma 54 - 5-1

Table with columns: #, Player, FG-FGA, 3-FGA, FT-FTA, Rebounds (Off, Def, Tot), PF, TP, A TO, Blk, Stl, Min. Includes team totals and game statistics like FG % 1st Half, 2nd half, and Game.

Officials: Roger Ayers, Tony Padilla, Doug Simons
Technical fouls: Stanford-None, Oklahoma-None.
Attendance: 8963

Score by periods table with columns: 1st, 2nd, Total. Rows for Stanford and Oklahoma.

Points In Off 2nd Fast Bench table with columns: Points, In, Off, 2nd, Fast, Bench. Rows for STAN and OU.

Last FG - STAN 2nd-00:47, OU 2nd-00:32.
Largest lead - STAN by 24 2nd-05:25, OU None.
STAN led for 39:31, OU led for 00:00. Game was tied for 00:29.

Official Basketball Box Score -- Game Totals -- Final Statistics

Stanford vs Butler
11/26/19 8:30 pm at Kansas City, Mo. (Sprint Center)

Stanford 67 - 7-1

Table with columns: #, Player, FG-FGA, 3-FGA, FT-FTA, Rebounds (Off, Def, Tot), PF, TP, A TO, Blk, Stl, Min. Includes team totals and game statistics like FG % 1st Half, 2nd half, and Game.

Butler 68 - 7-0

Table with columns: #, Player, FG-FGA, 3-FGA, FT-FTA, Rebounds (Off, Def, Tot), PF, TP, A TO, Blk, Stl, Min. Includes team totals and game statistics like FG % 1st Half, 2nd half, and Game.

Officials: Brooks Wells, Terry Oglesby, Doug Simons
Technical fouls: Stanford-None, Butler-None.
Attendance: 8506

Score by periods table with columns: 1st, 2nd, Total. Rows for Stanford and Butler.

Points In Off 2nd Fast Bench table with columns: Points, In, Off, 2nd, Fast, Bench. Rows for STAN and BUTLER.

Last FG - STAN 2nd-00:21, BUTLER 2nd-00:08.
Largest lead - STAN by 7 2nd-14:51, BUTLER by 9 1st-04:03.
STAN led for 10:33, BUTLER led for 26:13. Game was tied for 03:14.







**Official Basketball Box Score -- Game Totals -- Final Statistics**  
**Stanford vs UCLA**  
**01/15/20 7:00 pm at**

**Stanford 74 • 15-2,4-0 Pac-12**

#	Player	Total			3-Ptr			Rebounds			PF	TP	A	TO	Blk	Stl	Min
		FG	FGA	FT	FTA	Off	Def	Tot									
13	da Silva, Oscar	f	2-5	0-1	2-2	2	2	4	4	6	1	2	0	0	0	18	
14	Jones, Spencer	f	5-7	4-6	0-0	1	3	4	2	14	2	2	2	0	0	31	
01	Davis, Daejon	g	2-8	0-2	2-3	1	5	6	0	6	5	2	1	1	33		
02	Wills, Bryce	g	4-5	0-0	2-3	0	6	6	4	10	2	2	1	0	29		
03	Terry, Tyrell	g	6-13	4-7	8-10	0	4	4	2	24	3	2	0	1	36		
04	White, Isaac	g	0-2	0-1	2-3	0	1	1	1	2	0	0	0	0	8		
11	Delaire, Jaiden	g	2-4	0-0	2-5	0	1	1	3	6	1	1	0	0	17		
12	Fitzmorris, Keenan	g	0-0	0-0	0-0	0	0	0	0	0	0	0	0	0	0+		
22	Keefe, James	g	1-1	0-0	0-0	0	0	0	2	2	0	0	0	0	9		
24	Beskind, Sam	g	0-0	0-0	0-0	0	0	0	0	0	0	0	0	0	1		
32	Kisunas, Lukas	g	2-2	0-0	0-0	2	1	3	1	4	1	0	1	0	18		
Team						1	1	2									
Totals			24-47	8-17	18-26	7	24	31	19	74	15	12	5	2	200		

FG % 1st Half: 13-24 54.2% 2nd half: 11-23 47.8% Game: 24-47 51.1% Deadball  
 3FG % 1st Half: 4-9 44.4% 2nd half: 4-8 50.0% Game: 8-17 47.1% Rebounds  
 FT % 1st Half: 3-6 50.0% 2nd half: 15-20 75.0% Game: 18-26 69.2% 1

**UCLA 59 • 8-9,1-3 Pac-12**

#	Player	Total			3-Ptr			Rebounds			PF	TP	A	TO	Blk	Stl	Min
		FG	FGA	FT	FTA	Off	Def	Tot									
24	Jalen Hill	c	5-11	0-0	4-4	5	7	12	2	14	2	4	3	2	31		
04	Jaime Jaquez Jr.	g	6-8	1-1	2-3	0	3	3	4	15	2	2	0	1	27		
05	Chris Smith	g	1-4	0-1	4-4	2	4	6	2	6	1	4	0	0	25		
10	Tyger Campbell	g	1-5	1-2	1-2	0	0	0	1	4	5	0	0	2	20		
34	David Singleton	g	4-9	3-6	0-0	0	2	2	3	11	2	0	1	0	32		
00	Alex Olesinski	g	1-2	0-1	0-0	1	1	2	1	2	1	0	1	0	10		
02	Cody Riley	g	1-1	0-0	0-0	0	1	1	0	2	1	1	1	0	9		
03	Jules Bernard	g	0-0	0-0	0-0	0	0	0	0	0	0	3	0	0	8		
13	Jake Kyman	g	2-11	0-5	0-0	0	3	3	4	4	0	1	0	0	29		
22	Shareef O'Neal	g	0-1	0-0	1-3	1	2	3	2	1	0	0	0	0	7		
23	Prince Ali	g	0-1	0-0	0-0	0	0	0	0	0	1	0	0	0	2		
Team						2	0	2									
Totals			21-53	5-16	12-16	11	23	34	19	59	15	15	6	5	200		

FG % 1st Half: 13-30 43.3% 2nd half: 8-23 34.8% Game: 21-53 39.6% Deadball  
 3FG % 1st Half: 3-9 33.3% 2nd half: 2-7 28.6% Game: 5-16 31.3% Rebounds  
 FT % 1st Half: 2-3 66.7% 2nd half: 10-13 76.9% Game: 12-16 75.0% 1

Officials: Tommy Nunez, Nate Harris, Gregory Nixon  
 Technical fouls: Stanford-None. UCLA-TEAM.  
 Attendance: 5148  
 2019-20 Men's Basketball. Round: 0. Stanford vs UCLA. Played at Pauley Pavilion

Score by periods	1st	2nd	Total
Stanford	33	41	74
UCLA	31	28	59

	In	Off	2nd	Fast	Bench
Points	Paint	T/O	Chance	Break	
STAN	30	21	8	13	14
UCLA	26	10	11	5	9

Last FG - STAN 2nd-02:16, UCLA 2nd-00:45.  
 Largest lead - STAN by 19 2nd-01:42, UCLA by 7 1st-04:55.  
 STAN led for 32:40. UCLA led for 05:27. Game was tied for 01:53.

Score tied - 3 times.  
 Lead changed - 2 times.

**Official Basketball Box Score -- Game Totals -- Final Statistics**  
**Stanford vs Southern California**  
**01/18/20 3:30 pm at Los Angeles, CA**

**Stanford 78 • 15-3,4-1 Pac-12**

#	Player	Total			3-Ptr			Rebounds			PF	TP	A	TO	Blk	Stl	Min
		FG	FGA	FT	FTA	Off	Def	Tot									
13	da Silva, Oscar	f	9-13	1-1	2-4	3	6	9	5	21	3	4	2	2	35		
14	Jones, Spencer	f	6-10	6-10	0-1	1	5	6	2	18	1	0	1	0	36		
01	Davis, Daejon	g	1-8	0-1	1-2	0	1	1	3	3	5	3	0	1	40		
02	Wills, Bryce	g	3-7	0-0	0-0	2	4	6	3	6	2	0	2	2	35		
03	Terry, Tyrell	g	5-13	2-5	4-4	0	2	2	5	16	6	4	0	1	43		
04	White, Isaac	g	1-2	1-2	0-2	0	1	1	0	3	1	0	0	0	10		
11	Delaire, Jaiden	g	3-4	0-1	1-1	0	1	1	3	7	0	2	0	0	8		
22	Keefe, James	g	0-0	0-0	0-0	0	0	0	2	0	0	0	0	0	6		
32	Kisunas, Lukas	g	2-4	0-0	0-0	2	1	3	3	4	0	2	0	0	12		
Team						1	1	2									
Totals			30-61	10-20	8-14	9	22	31	26	78	18	17	5	6	225		

FG % 1st Half: 19-29 65.5% 2nd half: 8-23 34.8% OT: 3-9 33.3% Game: 30-61 49.2% Deadball  
 3FG % 1st Half: 6-9 66.7% 2nd half: 3-7 42.9% OT: 1-4 25.0% Game: 10-20 50.0% Rebounds  
 FT % 1st Half: 1-3 33.3% 2nd half: 5-8 62.5% OT: 2-3 66.7% Game: 8-14 57.1% 6.1

**Southern California 82 • 15-3,4-1 Pac-12**

#	Player	Total			3-Ptr			Rebounds			PF	TP	A	TO	Blk	Stl	Min
		FG	FGA	FT	FTA	Off	Def	Tot									
21	Onyeka Okongwu	f	8-11	0-0	6-7	4	5	9	5	22	3	4	4	0	36		
31	Nick Rakocevic	f	0-7	0-0	4-4	4	3	7	1	4	1	1	1	0	33		
02	Jonah Mathews	g	6-18	2-8	5-7	3	2	5	1	19	3	3	1	3	42		
04	Daniel Utomi	g	1-6	1-4	4-6	2	4	6	1	7	1	3	0	0	35		
20	Ethan Anderson	g	5-9	1-2	0-1	0	1	1	5	11	4	0	1	1	40		
01	Kyle Sturdivant	g	0-1	0-0	0-0	1	0	1	0	0	0	0	0	0	2		
03	Elijah Weaver	g	4-9	1-5	4-5	1	0	1	0	13	0	2	0	0	17		
10	Quinton Adlesh	g	0-0	0-0	0-0	0	0	0	1	0	0	0	0	0	4		
15	Isaiah Mobley	g	1-1	0-0	4-6	2	3	5	2	6	2	1	1	1	16		
Team						1	2	3									
Totals			25-62	5-19	27-36	18	20	38	16	82	14	14	8	5	225		

FG % 1st Half: 9-25 36.0% 2nd half: 13-30 43.3% OT: 3-7 42.9% Game: 25-62 40.3% Deadball  
 3FG % 1st Half: 0-3 0.0% 2nd half: 4-13 30.8% OT: 1-3 33.3% Game: 5-19 26.3% Rebounds  
 FT % 1st Half: 7-12 58.3% 2nd half: 14-18 77.8% OT: 6-6 100.0% Game: 27-36 75.0% 5.2

Officials: Scott Brown, Jim Schipper, Kevin Brill  
 Technical fouls: Stanford-None. Southern California-None.  
 Attendance: 5017  
 2019-20 Men's Basketball. Round: 0. Southern California vs Stanford. Played at

Score by periods	1st	2nd	OT	Total
Stanford	45	24	9	78
Southern California	25	44	13	82

	In	Off	2nd	Fast	Bench
Points	Paint	T/O	Chance	Break	
STAN	36	19	10	7	14
USC	36	21	18	18	19

Last FG - STAN OT-00:05, USC OT-00:14.  
 Largest lead - STAN by 21 2nd-19:43, USC by 4 OT-02:11.  
 STAN led for 36:05. USC led for 04:33. Game was tied for 04:16.

Score tied - 4 times.  
 Lead changed - 5 times.

**2019-20 Stanford Men's Basketball  
Stanford Team Game-by-Game (as of Jan 20, 2020)  
All games**

**TEAM STATISTICS**

Opponent	Date	Score	W	Total		3-Pointers		Free throws		Rebounds				pf	a	t/o	blk	stl	pts	avg
				fg-fga	pct	3fg-fga	pct	ft-fa	pct	off	def	tot	avg							
MONTANA	11/06/19	73-62	W	27-54	.500	7-17	.412	12-13	.923	1	27	28	28.0	12	13	10	5	13	73	73.0
CAL ST. FULLERTON	11/09/19	70-54	W	25-50	.500	5-17	.294	15-26	.577	4	30	34	31.0	17	10	16	4	7	70	71.5
LONG BEACH ST.	11/12/19	86-58	W	35-65	.538	10-23	.435	6-7	.857	10	28	38	33.3	12	23	12	1	9	86	76.3
SANTA CLARA	11/16/19	82-64	W	26-52	.500	4-10	.400	26-35	.743	9	29	38	34.5	20	13	13	2	8	82	77.8
MARYLAND EASTERN SH	11/19/19	76-55	W	27-50	.540	9-17	.529	13-18	.722	9	25	34	34.4	12	16	19	3	8	76	77.4
WILLIAM & MARY	11/21/19	81-50	W	26-47	.553	8-16	.500	21-30	.700	5	34	39	35.2	19	11	15	6	8	81	78.0
vs Oklahoma	11/25/19	73-54	W	25-65	.385	10-25	.400	13-19	.684	15	36	51	37.4	15	12	14	4	10	73	77.3
vs Butler	11/26/19	67-68	L	26-49	.531	9-20	.450	6-9	.667	6	17	23	35.6	10	18	15	3	6	67	76.0
UNC WILMINGTON	12/01/19	72-54	W	28-54	.519	8-25	.320	8-11	.727	6	27	33	35.3	8	17	10	5	6	72	75.6
at San Jose St.	12/14/19	78-58	W	30-60	.500	4-16	.250	14-24	.583	13	35	48	36.6	19	11	19	4	7	78	75.8
SAN FRANCISCO	12/17/19	64-56	W	23-48	.479	4-11	.364	14-19	.737	5	26	31	36.1	11	6	19	5	6	64	74.7
vs San Diego	12/21/19	62-59	W	23-53	.434	8-21	.381	8-14	.571	8	31	39	36.3	10	11	20	5	8	62	73.7
#5/5 KANSAS	12/29/19	56-72	L	19-50	.380	6-20	.300	12-16	.750	4	21	25	35.5	16	10	19	3	10	56	72.3
CALIFORNIA	01/02/20	68-52	W	25-54	.463	9-23	.391	9-14	.643	4	26	30	35.1	13	14	11	5	8	68	72.0
WASHINGTON	01/09/20	61-55	W	22-57	.386	11-30	.367	6-12	.500	9	23	32	34.9	23	17	16	3	10	61	71.3
WASHINGTON ST.	01/11/20	88-62	W	36-59	.610	9-23	.391	7-13	.538	4	28	32	34.7	18	23	9	6	8	88	72.3
at UCLA	01/15/20	74-59	W	24-47	.511	8-17	.471	18-26	.692	7	24	31	34.5	19	15	12	5	2	74	72.4
at Southern California	01/18/20	78-82	Lot	30-61	.492	10-20	.500	8-14	.571	9	22	31	34.3	26	18	17	5	6	78	72.7
Stanford		1309		477-975	.489	139-351	.396	216-320	.675	128	489	617	34.3	280	258	266	74	140	1309	72.7
Opponents		1074		391-1010	.387	115-380	.303	177-285	.621	191	429	620	34.4	322	182	306	63	109	1074	59.7

Games played: 18  
Points/game: 72.7  
FG Pct: 48.9  
3FG Pct: 39.6  
FT Pct: 67.5

Rebounds/game: 34.3  
Assists/game: 14.3  
Turnovers/game: 14.8  
Assist/turnover ratio: 1.0  
Steals/game: 7.8  
Blocks/game: 4.1

**2019-20 Stanford Men's Basketball**  
**Stanford Combined Team Statistics (as of Jan 18, 2020)**  
**All games**

<b>RECORD:</b>	<b>OVERALL</b>	<b>HOME</b>	<b>AWAY</b>	<b>NEUTRAL</b>
ALL GAMES	15-3	11-1	2-1	2-1
CONFERENCE	4-1	3-0	1-1	0-0
NON-CONFERENCE	11-2	8-1	1-0	2-1

##	Player	gp-gs	min	avg	Total		3-Point		F-Throw		Rebounds				pf	dq	a	to	blk	stl	pts	avg
					fg-fga	fg%	3fg-fga	3fg%	ft-fa	ft%	off	def	tot	avg								
13	da Silva, Oscar	18-18	491	27.3	109-177	.616	8-22	.364	65-81	.802	25	77	102	5.7	44	1	31	50	16	25	291	16.2
03	Terry, Tyrell	17-17	538	31.6	92-196	.469	38-89	.427	47-53	.887	7	82	89	5.2	33	1	61	45	0	27	269	15.8
14	Jones, Spencer	18-17	524	29.1	61-138	.442	52-112	.464	9-14	.643	13	57	70	3.9	29	0	13	11	18	12	183	10.2
01	Davis, Daejon	18-18	576	32.0	59-136	.434	16-41	.390	21-37	.568	5	52	57	3.2	40	0	70	45	9	32	155	8.6
02	Wills, Bryce	18-18	535	29.7	47-104	.452	4-22	.182	18-36	.500	6	72	78	4.3	33	0	44	36	12	20	116	6.4
11	Delaire, Jaiden	18-0	281	15.6	39-78	.500	4-17	.235	24-37	.649	8	25	33	1.8	26	0	10	23	6	10	106	5.9
04	White, Isaac	17-0	203	11.9	23-54	.426	16-41	.390	13-18	.722	7	19	26	1.5	4	0	10	7	0	4	75	4.4
22	Keefe, James	18-0	194	10.8	22-39	.564	0-0	.000	9-21	.429	10	31	41	2.3	30	0	2	5	6	4	53	2.9
32	Kisunas, Lukas	18-2	204	11.3	21-38	.553	0-0	.000	8-18	.444	26	34	60	3.3	29	0	13	20	6	5	50	2.8
12	Fitzmorris, Keenan	12-0	24	2.0	3-11	.273	0-4	.000	0-1	.000	3	4	7	0.6	7	0	0	5	0	0	6	0.5
24	Beskind, Sam	12-0	26	2.2	1-3	.333	1-3	.333	0-0	.000	0	3	3	0.3	2	0	1	1	1	0	3	0.3
15	Herenton, Rodney	11-0	24	2.2	0-1	.000	0-0	.000	2-4	.500	0	1	1	0.1	2	0	3	3	0	1	2	0.2
21	Begovich, Daniel	4-0	5	1.3	0-0	.000	0-0	.000	0-0	.000	1	0	1	0.3	1	0	0	1	0	0	0	0.0
Team												17	32	49				14				
Total.....		18	3625		477-975	.489	139-351	.396	216-320	.675	128	489	617	34.3	280	2	258	266	74	140	1309	72.7
Opponents.....		18	3625		391-1010	.387	115-380	.303	177-285	.621	191	429	620	34.4	322	-	182	306	63	109	1074	59.7

<b>TEAM STATISTICS</b>	<b>STAN</b>	<b>OPP</b>	<b>Date</b>	<b>Opponent</b>	<b>Score</b>	<b>Att.</b>
SCORING	1309	1074	11/06/19	MONTANA	w 73-62	2930
Points per game	72.7	59.7	11/09/19	CAL ST. FULLERTON	w 70-54	2756
Scoring margin	+13.1	-	11/12/19	LONG BEACH ST.	w 86-58	2558
FIELD GOALS-ATT	477-975	391-1010	11/16/19	SANTA CLARA	w 82-64	3491
Field goal pct	.489	.387	11/19/19	MARYLAND EASTERN SHORE	w 76-55	2173
3 POINT FG-ATT	139-351	115-380	11/21/19	WILLIAM & MARY	w 81-50	2502
3-point FG pct	.396	.303	# 11/25/19	vs Oklahoma	w 73-54	8963
3-pt FG made per game	7.7	6.4	# 11/26/19	vs Butler	L 67-68	8506
FREE THROWS-ATT	216-320	177-285	12/01/19	UNC WILMINGTON	w 72-54	3298
Free throw pct	.675	.621	12/14/19	at San Jose St.	w 78-58	2898
F-Throws made per game	12.0	9.8	12/17/19	SAN FRANCISCO	w 64-56	3303
REBOUNDS	617	620	\$ 12/21/19	vs San Diego	w 62-59	3586
Rebounds per game	34.3	34.4	12/29/19	#5/5 KANSAS	L 56-72	6582
Rebounding margin	-0.2	-	* 01/02/20	CALIFORNIA	w 68-52	3691
ASSISTS	258	182	* 01/09/20	WASHINGTON	w 61-55	5328
Assists per game	14.3	10.1	* 01/11/20	WASHINGTON ST.	w 88-62	3526
TURNOVERS	266	306	* 01/15/20	at UCLA	w 74-59	5148
Turnovers per game	14.8	17.0	* 01/18/20	at Southern California	Lot 78-82	5017
Turnover margin	+2.2	-				
Assist/turnover ratio	1.0	0.6				
STEALS	140	109				
Steals per game	7.8	6.1				
BLOCKS	74	63				
Blocks per game	4.1	3.5				
ATTENDANCE	42138	34118				
Home games-Avg/Game	12-3512	3-4354				
Neutral site-Avg/Game	-	3-7018				

\* = Pac-12  
# = Hall of Fame Classic; Kansas City, Mo.  
\$ = Al Attles Classic; San Francisco, Calif.

<b>Score by Periods</b>	<b>1st</b>	<b>2nd</b>	<b>OT</b>	<b>Totals</b>
Stanford	612	688	9	1309
Opponents	437	624	13	1074

**2019-20 Stanford Men's Basketball**  
**Stanford Combined Team Statistics (as of Jan 18, 2020)**  
**Conference games only**

<b>RECORD:</b>	<b>OVERALL</b>	<b>HOME</b>	<b>AWAY</b>	<b>NEUTRAL</b>
ALL GAMES	4-1	3-0	1-1	0-0
CONFERENCE	4-1	3-0	1-1	0-0
NON-CONFERENCE	0-0	0-0	0-0	0-0

##	Player	gp-gs	min	avg	Total		3-Point		F-Throw		Rebounds			pf	dq	a	to	blk	stl	pts	avg	
					fg-fga	fg%	3fg-fga	3fg%	ft-fa	ft%	off	def	tot									avg
03	Terry, Tyrell	5-5	169	33.8	27-55	.491	16-31	.516	17-19	.895	1	25	26	5.2	16	1	21	15	0	3	87	17.4
13	da Silva, Oscar	5-5	124	24.8	25-41	.610	2-6	.333	9-14	.643	6	20	26	5.2	17	1	8	12	7	6	61	12.2
14	Jones, Spencer	5-5	159	31.8	19-44	.432	16-34	.471	0-1	.000	2	14	16	3.2	13	0	5	4	6	3	54	10.8
01	Davis, Daejon	5-5	163	32.6	16-46	.348	6-18	.333	9-15	.600	3	16	19	3.8	11	0	25	11	1	8	47	9.4
02	Wills, Bryce	5-5	145	29.0	16-28	.571	0-3	.000	4-7	.571	2	19	21	4.2	10	0	13	6	4	7	36	7.2
11	Delaire, Jaiden	5-0	64	12.8	11-22	.500	1-5	.200	4-10	.400	2	5	7	1.4	10	0	4	7	1	2	27	5.4
04	White, Isaac	5-0	80	16.0	8-20	.400	6-16	.375	3-6	.500	0	6	6	1.2	2	0	3	0	0	3	25	5.0
32	Kisunas, Lukas	5-0	60	12.0	8-10	.800	0-0	.000	1-4	.250	5	8	13	2.6	9	0	6	5	3	1	17	3.4
22	Keefe, James	5-0	47	9.4	7-11	.636	0-0	.000	1-3	.333	6	2	8	1.6	9	0	1	0	2	1	15	3.0
24	Beskind, Sam	3-0	5	1.7	0-0	.000	0-0	.000	0-0	.000	0	1	1	0.3	0	0	0	0	0	0	0	0.0
15	Herenton, Rodney	2-0	4	2.0	0-0	.000	0-0	.000	0-0	.000	0	0	0	0.0	0	0	1	0	0	0	0	0.0
12	Fitzmorris, Keenan	3-0	4	1.3	0-1	.000	0-0	.000	0-0	.000	0	2	2	0.7	2	0	0	0	0	0	0	0.0
21	Begovich, Daniel	1-0	1	1.0	0-0	.000	0-0	.000	0-0	.000	0	0	0	0.0	0	0	0	0	0	0	0	0.0
Team											6	5	11				5					
Total.....		5	1025		137-278	.493	47-113	.416	48-79	.608	33	123	156	31.2	99	2	87	65	24	34	369	73.8
Opponents.....		5	1025		105-279	.376	29-94	.309	71-106	.670	70	122	192	38.4	82	-	50	86	22	27	310	62.0

<b>TEAM STATISTICS</b>	<b>STAN</b>	<b>OPP</b>	<b>Date</b>	<b>Opponent</b>	<b>Score</b>	<b>Att.</b>
SCORING	369	310	* 01/02/20	CALIFORNIA	w 68-52	3691
Points per game	73.8	62.0	* 01/09/20	WASHINGTON	w 61-55	5328
Scoring margin	+11.8	-	* 01/11/20	WASHINGTON ST.	w 88-62	3526
FIELD GOALS-ATT	137-278	105-279	* 01/15/20	at UCLA	w 74-59	5148
Field goal pct	.493	.376	* 01/18/20	at Southern California	Lot 78-82	5017
3 POINT FG-ATT	47-113	29-94				
3-point FG pct	.416	.309				
3-pt FG made per game	9.4	5.8				
FREE THROWS-ATT	48-79	71-106				
Free throw pct	.608	.670				
F-Throws made per game	9.6	14.2				
REBOUNDS	156	192				
Rebounds per game	31.2	38.4				
Rebounding margin	-7.2	-				
ASSISTS	87	50				
Assists per game	17.4	10.0				
TURNOVERS	65	86				
Turnovers per game	13.0	17.2				
Turnover margin	+4.2	-				
Assist/turnover ratio	1.3	0.6				
STEALS	34	27				
Steals per game	6.8	5.4				
BLOCKS	24	22				
Blocks per game	4.8	4.4				
ATTENDANCE	12545	10165				
Home games-Avg/Game	3-4182	2-5082				
Neutral site-Avg/Game	-	0-0				

<b>Score by Periods</b>	<b>1st</b>	<b>2nd</b>	<b>OT</b>	<b>Totals</b>
Stanford	176	184	9	369
Opponents	123	174	13	310



**1 Daejon Davis**

G • 6-3 • 185 • Jr.  
Seattle, Wash.  
Garfield HS



**2 Bryce Wills**

G • 6-6 • 195 • So.  
White Plains, N.Y.  
Iona Preparatory School



**3 Tyrell Terry**

G • 6-2 • 160 • Fr.  
Minneapolis, Minn.  
DeLaSalle HS



**4 Isaac White**

G • 6-2 • 180 • Jr.  
Adelaide, Australia  
Sacred Heart College HS



**5 Kodye Pugh**

F • 6-8 • 205 • R-Jr.  
Baltimore, Md.  
Blair Academy (N.J.)



**11 Jaiden Delaire**

F • 6-9 • 200 • So.  
North Granby, Conn.  
Granby Memorial




**12 Keenan Fitzmorris**

C • 7-0 • 210 • R-Fr.  
Overland Park, Kan.  
New Hampton School (N.H.)



**13 Oscar da Silva**

F • 6-9 • 225 • Jr.  
Munich, Germany  
Ludwig Gymnasium



**14 Spencer Jones**

F • 6-7 • 195 • Fr.  
Roeland Park, Kan.  
Bishop Medge HS



**15 Rodney Herenton**

G • 6-1 • 185 • Sr.  
Chicago, Ill.  
Stevenson HS



**21 Daniel Begovich**

G • 6-5 • 200 • Jr.  
San Francisco, Calif.  
St. Ignatius College Prep



**22 James Keefe**

F • 6-9 • 220 • Fr.  
Los Angeles, Calif.  
Loyola HS



**23 Neal Begovich**

F • 6-9 • 220 • Fr.  
San Francisco, Calif.  
St. Ignatius College Prep



**24 Sam Beskind**

G • 6-4 • 193 • R-Fr.  
Tucson, Ariz.  
Catalina Foothills HS



**32 Lukas Kisunas**

F • 6-10 • 245 • So.  
Vilnius, Lithuania  
Brewster Academy (N.H.)



**Jerod Haase**

Anne and Tony  
Joseph Director of  
Men's Basketball



**Jeff Wulbrun**

James C. Gaither  
Associate Head Coach  
of Men's Basketball




**Adam Cohen**

Associate  
Head Coach



**Jesse Pruitt**

Assistant  
Coach



**David Berkun**

Director of  
Operations



**Tom Orlich**

Assistant to the  
Head Coach



**Camryn Crocker**

Director of Player  
Development



**Mike Chatman**

Sports Performance  
Coach



**Jack Frost**

Program  
Assistant