

2019-20 GAME NOTES



STANFORD MEN'S BASKETBALL



@STANFORDMBB

CONTACT: Zach Reynolds (Assistant Director, Communications) | 541-419-0615 | zreynold@stanford.edu

2019-20 SCHEDULE AND RESULTS

NOVEMBER

6 (Wed.)	Montana	W, 73-62	P12NET
9 (Sat.)	Cal State Fullerton	W, 70-54	P12NET
12 (Tue.)	Long Beach State	W, 86-58	P12NET
16 (Sat.)	Santa Clara	W, 82-64	P12NET
19 (Tue.)	Maryland Eastern Shore	W, 76-55	P12NET
21 (Thu.)	William & Mary	W, 81-50	P12NET
25 (Mon.)	Oklahoma (1)	W, 73-54	ESPN2
26 (Tue.)	Butler (1)	L, 68-67	ESPN2

DECEMBER

1 (Sun.)	UNC Wilmington	W, 72-54	P12NET
14 (Sat.)	at San Jose State	W, 78-58	CBSSN
17 (Tue.)	San Francisco	W, 64-56	P12NET
21 (Sat.)	San Diego (2)	W, 62-59	P12NET
29 (Sun.)	No. 5/5 Kansas	L, 72-56	ABC

JANUARY

2 (Thu.)	• California	8 p.m.	ESPN2
9 (Thu.)	• Washington	6 p.m.	FS1
11 (Sat.)	• Washington State	3 p.m.	P12NET
15 (Wed.)	• at UCLA	7 p.m.	P12NET
18 (Sat.)	• at USC	3:30 p.m.	P12NET
26 (Sun.)	• at California	3 p.m.	ESPNU
30 (Thu.)	• Oregon State	8 p.m.	P12NET

FEBRUARY

1 (Sat.)	• Oregon	3 p.m.	P12NET
6 (Thu.)	• at Utah	7 p.m.	P12NET
8 (Sat.)	• at Colorado	3 p.m.	P12NET
13 (Thu.)	• Arizona State	8 p.m.	ESPN2/U
15 (Sat.)	• Arizona	7:30 p.m.	P12NET
20 (Thu.)	• at Washington	7 p.m.	P12NET
23 (Sun.)	• at Washington State	5 p.m.	ESPNU
26 (Wed.)	• Utah	7 p.m.	P12NET

MARCH

1 (Sun.)	• Colorado	3 p.m.	ESPNU
5 (Thu.)	• at Oregon State	6 p.m.	P12NET
7 (Sat.)	• at Oregon	8 p.m.	FS1
11 (Wed.)	Pac-12 Tournament (3)	-	-
12 (Thu.)	Pac-12 Tournament (3)	-	-
13 (Fri.)	Pac-12 Tournament (3)	-	-
14 (Sat.)	Pac-12 Tournament (3)	-	-

• Pac-12 game

Bold indicates home game

- (1) Hall of Fame Classic at Kansas City, Mo.
- (2) Al Attles Classic at San Francisco, Calif.
- (3) Pac-12 Tournament at Las Vegas, Nev.



STANFORD
11-2, 0-0 Pac-12



CALIFORNIA
6-7, 0-0 Pac-12

VS.

GAME INFORMATION

Date.....	Ja, 2020
Tip-Off Time.....	8 p.m.
Venue.....	Maples Pavilion (7,233)
TV.....	ESPN2
Talent.....	Dave Feldman, Adrian Branch
Stanford Radio.....	GoStanford.com/TuneIn
Talent.....	Scott Reiss, John Platz
All-Time Series.....	Stanford trails, 124-148
Last Meeting.....	L, 62-59 (March 7, 2019)
Streak.....	L1

SETTING THE SCENE

Stanford (11-2, 0-0 Pac-12) is set to open Pac-12 action on Thursday, Jan. 2 when Bay Area rival California (6-7, 0-0 Pac-12) visits Maples Pavilion. Tip-off is set for 8 p.m. on ESPN2.

THE OPENING TIP

- Stanford enters conference play as one of four teams with a league-best 11-2 record, joining Oregon, Colorado and USC.
- Junior Oscar da Silva leads the team with 17.7 points per game, a mark which ranks seventh in the conference. He also holds the 18th-best national mark in field goal percentage (61.8).
- Stanford held 12 of its 13 non-conference opponents below 70 points, boasting the best scoring defense in the Pac-12 (58.8).
- The Cardinal has dropped three consecutive Pac-12 openers, and is looking to go 1-0 in conference play for the first time since 70-68 victory over Utah in 2016.
- Stanford and California split the series a year ago, with both teams winning on the road. KZ Okpala averaged 25.5 points per game against the Bears, while Daejon Davis leads all returners at 14 per contest.

BEST START SINCE 2011-12

Stanford is off to its best start since also opening 11-2 in 2011-12. Two of the last three Stanford teams to start 11-2 moved to 12-2, with the 2011-12 squad doing so with a 51-43 win over USC. Last season, Stanford won its 11th game on Feb. 3 and 12th game on Feb. 7.

EARLY SAMPLE SIZE, BUT...

Stanford debuted at No. 9 in the first edition of the NCAA's NET rankings released on Dec. 16. Just over two weeks later, the Cardinal checks in at No. 21. Prior to its defeat on Sunday against Kansas, Stanford's only loss of the season was a 68-67 neutral-site setback to Butler on Nov. 26 in the Hall of Fame Classic championship game.

PROBABLE STARTERS

No.	Player	Pos.	Ht.	Wt.	Yr.	PPG	RPG	APG
1	Daejon Davis	G	6-3	185	Jr.	8.3	2.9	3.5
2	Bryce Wills	G	6-6	195	So.	6.2	4.4	2.4
3	Tyrell Terry	G	6-2	160	Fr.	15.2	5.3	3.3
13	Oscar da Silva	F	6-9	225	Jr.	17.7	5.8	1.8
14	Spencer Jones	F	6-7	195	Fr.	9.9	4.2	0.6

OFF THE BENCH

4	Isaac White	G	6-2	180	Jr.	4.2	1.7	0.6
5	Kodye Pugh (OUT FOR SEASON - INJURY)	F	6-8	205	R-Jr.	---	---	---
11	Jaiden Delaire	F	6-9	200	So.	6.1	2.0	0.5
12	Keenan Fitzmorris	C	7-0	210	R-Fr.	0.7	0.6	0.0
15	Rodney Herenton	G	6-1	185	Sr.	0.2	0.1	0.2
21	Daniel Begovich	G	6-5	200	Jr.	0.0	0.3	0.0
22	James Keefe	F	6-9	220	Fr.	2.9	2.5	0.1
23	Neal Begovich (REDSHIRTING)	F	6-9	220	Fr.	---	---	---
24	Sam Beskind	G	6-4	193	R-Fr.	0.3	0.2	0.1
32	Lukas Kisunas	F	6-10	245	So.	2.5	3.6	0.5

**ANNE AND TONY JOSEPH
DIRECTOR OF MEN'S BASKETBALL
JEROD HAASE**



In three seasons as Stanford's Anne and Tony Joseph Director of Men's Basketball, Jerod Haase has instilled an invested, tough and selfless attitude into the program.

Since arriving on The Farm, the Cardinal has won 59 games, recorded its best conference finish and most league wins in a decade and earned a postseason berth for the first time in three years.

Fueled by back-to-back top-25 recruiting classes, Haase's 2018-19 squad featured freshmen and sophomores accounting for 80 percent of the scoring and rebounding. With one of the youngest rosters in the nation, Stanford won 15 games facing one of the toughest road schedules in Division I.

In 2017-18, Haase guided Stanford to a third-place finish in the Pac-12 with 11 conference wins, the program's highest finish and most league victories in 10 seasons. Competing without two starters for half the season, Stanford won 19 games overall and earned a postseason berth for the first time in three years with a second-round appearance in the NIT.

Several players have flourished under Haase's tutelage. KZ Okpala became Stanford's latest NBA Draft pick in 2019. Along with Okpala's first team all-conference selection and Josh Sharma's All-Pac-12 nod, Reid Travis was a two-time First Team All-Pac-12 selection in 2018 and a two-time NABC All-District pick. Dorian Pickens was named an all-conference player for his performance on the court and the Pac-12 Scholar-Athlete of the Year for his efforts in the classroom in 2018. Daejon Davis was named to the five-member Pac-12 All-Freshman Team in 2018.

During Haase's first season in 2016-17, Stanford posted 14 wins against a challenging schedule and finished among the nation's top-10 percent in the classroom. Haase was appointed Stanford's 18th head coach in school history on March 25, 2016.

At UAB, Haase led the Blazers to the 2016 regular-season Conference USA championship and the program's 15th all-time NCAA Tournament berth in 2015. Haase was 80-53 overall in four seasons while improving the Blazers' win total every year.

Prior to UAB, Haase played for Roy Williams at Kansas and spent 13 years on Williams' staff with the Jayhawks and Tar Heels. Haase is a 1997 graduate of Kansas with a degree in business administration.

YEAR	SCHOOL	OVERALL	POSTSEASON
2012-13	UAB	16-17	-
2013-14	UAB	18-13	-
2014-15	UAB	20-16	NCAA Third Round
2015-16	UAB	26-7	NIT First Round
2016-17	Stanford	14-17	-
2017-18	Stanford	19-16	NIT Second Round
2018-19	Stanford	15-16	-
2019-20	Stanford	11-2	-
OVR		139-104	3 appearances
at Stanford		59-51	1 appearance
at UAB		80-53	2 appearances

DEFENSE DIGS IN

Stanford limited its first 12 foes to less than 70 points, representing the first time the Cardinal accomplished the feat since a 13-game stretch from Nov. 12, 1999-Jan. 13, 2000. Stanford has allowed 58.8 points per game, a total which leads the Pac-12 and ranks 13th in the country. The Cardinal has also limited opponents to 39.1 percent shooting overall and 30.0 percent from three-point range while forcing 16.9 turnovers per game.

BASKETBALL'S BIG GAME

Stanford is 4-3 in the Jerod Haase era against rival California. The teams have split each of the season series since his appointment in 2016, with the Cardinal also picking up an 18-point victory in the 2018 Pac-12 Tournament over the Bears. Cal leads the all-time series, 148-124, with the first meeting dating back to 1913-14. Stanford is 27-15 in the series since the turn of the millenium.

LEAVING NO DOUBT

Nine of Stanford's 11 victories have come by double digits, including four 20-point wins and a season-best 31-point rout of William & Mary on Nov. 21. Stanford produced 10 double-digit wins overall in 2018-19. Meanwhile, the Cardinal's +13.5 scoring margin ranks third in the Pac-12 and 33rd in the nation.

SHOOTERS SHOOT

In addition to playing elite defense, Stanford's 48.8 percent field goal percentage ranks 21st in the country. The Cardinal has connected on 50.0 percent or better from the floor nine times this season. Oscar da Silva's 61.8 percent shooting clip leads the Cardinal while James Keefe (53.6) and Jaiden Delaire (50.0) are at or above 50 percent.

TERRY MAKES IMMEDIATE IMPACT

Freshman Tyrell Terry has been dynamic while running the offense, scoring in double figures in 11 games. Included in that stretch were back-to-back double-doubles against William & Mary (Nov. 21) and Oklahoma (Nov. 25), becoming the first Cardinal freshman with consecutive double-doubles since Michael Humphrey in 2015. Terry, who has produced five 20-point games, is averaging 15.2 points to go along with 5.3 rebounds and 3.3 assists. Terry is shooting 46.1 percent overall, 37.9 percent from three-point range and 88.2 percent from the foul line.

da SILVA'S STRONG START

Picking up where he left off in 2018-19, Oscar da Silva has emerged as Stanford's top scorer (17.7 ppg) and rebounder (5.8 rpg). Reaching double-figure scoring in 12 of 13 games, da Silva is shooting 61.8 percent overall and has been the Cardinal's most frequent visitor to the foul line, making 56-67 for 83.6 percent. Against UNC Wilmington on Dec. 1, da Silva poured in a career-high 26 points after making 11-14 from the field, while the Munich, Germany native scored a career-best eight points from the free throw line against Kansas Dec. 29.

JONES' SHARP-SHOOTING FROM DEEP

Since being inserted into the starting lineup following the season opener, freshman Spencer Jones (10.3 ppg, 4.3 rpg) has provided a spark. Of Jones' 42 field goals, 36 have come from three-point territory, including his first 17 buckets to begin the season. Jones, who has reached double figures in scoring six times, has made a team-best 46.2 percent (36-78) from long range while his size and athleticism have presented matchup issues for opponents.

2019-20 ROSTER

No.	Player	Pos.	Ht.	Wt.	Yr.	Major	Hometown (High School)
1	Daejon Davis	G	6-3	185	Jr.	Communication	Seattle, Wash. (Garfield HS)
2	Bryce Wills	G	6-6	195	So.	Undeclared	White Plains, N.Y. (Iona Prep)
3	Tyrell Terry	G	6-2	160	Fr.	Undeclared	Minneapolis, Minn. (DeLaSalle HS)
4	Isaac White	G	6-2	180	Jr.	Sociology	Adelaide, Australia (Sacred Heart College HS)
5	Kodye Pugh	F	6-8	205	R-Jr.	Film and Media Studies	Baltimore, Md. (Blair Academy - N.J.)
11	Jaiden Delaire	F	6-9	200	So.	Undeclared	North Granby, Conn. (Granby Memorial)
12	Keenan Fitzmorris	C	7-0	210	R-Fr.	Undeclared	Overland Park, Kan. (New Hampton School - N.H.)
13	Oscar da Silva	F	6-9	225	Jr.	Biology	Munich, Germany (Ludwig Gymnasium)
14	Spencer Jones	F	6-7	195	Fr.	Undeclared	Roeland Park, Kan. (Bishop Medge HS)
15	Rodney Herenton	G	6-1	185	Sr.	International Relations	Chicago, Ill. (Stevenson HS)
21	Daniel Begovich	F	6-5	200	Jr.	Undeclared	San Francisco, Calif. (St. Ignatius College Prep)
22	James Keefe	F	6-9	220	Fr.	Undeclared	Los Angeles, Calif. (Loyola HS)
23	Neal Begovich	F	6-9	220	Fr.	Undeclared	San Francisco, Calif. (St. Ignatius College Prep)
24	Sam Beskind	G	6-4	193	R-Fr.	Undeclared	Tucson, Ariz. (Catalina Foothills HS)
32	Lukas Kisunas	F	6-10	245	So.	Undeclared	Vilnius, Lithuania (Brewster Academy - N.H.)
Jerod HAASE rhymes with pass							
DAEJON Davis DAY-jhon							
KODYE PUGH Cody Pew							
Lukas KISUNAS kah-SOON-us							
ISAAC White EYE-zack							

STANFORD IN CONFERENCE OPENERS

Stanford owns a 20-21 record in conference openers since the 1978-79 season (15-9 home, 5-12 away). The Cardinal has lost its last three Pac-12 openers, falling to UCLA last season (70-92), California (77-74) the year before and Arizona State (98-93) to open 2016-17. Thursday marks the sixth time in seven years Stanford will open the Pac-12 season at home.

LAST TIME OUT

Hosting a top-five team for the first time since 2014, Stanford was defeated by No. 5 Kansas, 72-56, on Sunday, Dec. 29 at Maples Pavilion.

Oscar da Silva scored 19 points for Stanford in front of a lively, towel-waving crowd, while Tyrell Terry added 10 points. Da Silva has scored 18 or more points in six consecutive games.

EUROPEAN ADVENTURE

Stanford embarked on a 10-day European tour from Aug. 18-28, visiting Italy, Germany and Switzerland as part of an educational and cultural experience that included four exhibition games. In addition to its 11 returnees, the Cardinal's four-member freshman class joined the tour. Other highlights: a team visit to Oscar da Silva's hometown of Munich and walk-ons Sam Beskind and Rodney Herenton being presented with scholarships in a surprise ceremony on Lake Como.

HOME COURT ADVANTAGE

The Cardinal is 8-1 at home this season inside Maples Pavilion, including eight consecutive victories to begin the season. Stanford has won 75.4 percent of its home contests under head coach Jerod Haase, and boasts an all-time mark of 547-219 (.715) at Maples, dating back to 1968.

ANOTHER TOP-25 RECRUITING CLASS

Stanford announced the signings of Max Murrell (Omaha, Nebraska), Noah Taitz (Las Vegas, Nevada) and Brandon Angel (San Diego, California) to National Letters of Intent for the 2020-21 campaign. The Cardinal's three-member class is ranked No. 19 in the nation and second in the Pac-12 by 247Sports. The highly-touted recruiting classes have become a fixture during Haase's tenure, with this year's group comprising the third top-25 class since the fourth-year head coach arrived on The Farm in 2016.

YOUTH MOVEMENT

Stanford has rushed out to an 11-2 start despite fielding the 20th-least experienced team in the country. The Cardinal has only one senior, guard Rodney Herenton.

IN THE PROS

Stanford boasts 12 NBA first round draft picks in program history and 40 overall draftees. 13 alumni are still competing in the NBA or abroad: Marcus Allen (South Bay Lakers - NBAGL), Anthony Brown (Montakit Fuenlabrada - Spain), Josh Huestis (Bayern Munich - Germany), Michael Humphrey (Slask Wroclaw - Poland), Brook Lopez (Milwaukee Bucks - NBA), Robin Lopez (Milwaukee Bucks - NBA), KZ Okpala (Miami Heat/Sioux Falls Skyforce - NBA/NBAGL), Josh Owens (Grissin Bon Reggio Emilia - Italy), Dorian Pickens (Maine Red Claws - NBAGL), Dwight Powell (Dallas Mavericks - NBA), Chasson Randle (Tianjin Ronggang - China), Josh Sharma (Proximus Spirou Charleroi - Belgium) and Reid Travis (Medi Bayreuth - Germany).

FLOOR BURNS

During his playing career at Kansas, Jerod Haase was known for his energy and passion on the court. Whether it be diving for loose balls or taking charges, Haase's trademark hustle was always on display. During his time with the Jayhawks, the "floor burns" statistic was created in his honor and is still tracked by the program. Haase totaled 167 floor burns during the 1996-97 season. Stanford's individual 2019-20 totals (95 combined) are as follows:

Daejon Davis.....	20
Oscar da Silva.....	17
Bryce Wills.....	15
Tyrell Terry.....	12
James Keefe.....	10
Spencer Jones.....	8
Lukas Kisunas.....	6
Jaiden Delaire.....	5
Isaac White.....	1
Rodney Herenton.....	1

2019-20 PAC-12 STANDINGS

TEAM	CONFERENCE			OVERALL		
	W	L	PCT.	W	L	PCT.
1.. Stanford	0	0	0.000	11	2	.846
... Colorado.....	0	0	0.000	11	2	.846
... Oregon.....	0	0	0.000	11	2	.846
... USC.....	0	0	0.000	11	2	.846
... Oregon St.....	0	0	0.000	10	2	.833
... Arizona.....	0	0	0.000	10	3	.769
... Washington.....	0	0	0.000	10	3	.769
... Utah.....	0	0	0.000	9	3	.750
... Arizona St.....	0	0	0.000	9	4	.692
... Washington St.....	0	0	0.000	9	4	.692
... UCLA.....	0	0	0.000	7	6	.538
... California.....	0	0	0.000	6	7	.462

*Through Dec. 31

IN THE SERIES - CALIFORNIA

Series History.....	Stanford trails, 124-148
Streak.....	L1
Last 5 Meetings.....	Stanford leads, 3-2
Last 10 Meetings.....	Stanford leads, 6-4
Under Jerod Haase.....	Stanford leads, 4-3
Biggest Win.....	51 (101-50), 1999-00
Biggest Loss.....	40 points (48-88), 1946-47
Most Points Scored.....	101 (1999-00)
Most Points Allowed.....	101 (1976-77)

STANFORD QUICK FACTS

Home Arena	Maples Pavilion
Opened.....	1968
Capacity.....	7,223
Record at Maples.....	547-219 (.715)
Conference Record at Maples.....	272-167 (.619)
Anne and Tony Joseph Director of Men's Basketball	Jerod Haase
Alma Mater.....	Kansas '97
Record at Stanford.....	59-51 (4th year)
Overall.....	139-104 (8th year)
James C. Gaither Associate Head Coach of Men's Basketball	Jeff Wilbrun (4th year)
Associate Head Coach	Adam Cohen (4th year)
Assistant Coach	Jesse Pruitt (4th year)
Assistant to the Head Coach	Tom Orlich (4th year)
Director of Operations	David Berkun (4th year)
Player Development	Camryn Crocker (1st year)
Asst. Dir. of Operations	Caleb Feist (1st year)
Athletic Trainer	Dominic Vincentini (4th year)
Sports Performance	Mike Chatman (1st year)
Program Assistant	Jack Frost (1st year)
Student Assistant Coach	Trevor Stanback (1st year)
Captains	Daejon Davis, Oscar da Silva
First Season	1913-14 (105th season)
All-Time Record	1,543-1,163 (.570)
NCAA Championships	1 (1942)
NCAA Final Four	2 (1942, 1998)
NCAA Appearances	17 (1942, '89, '92, '95, '96, '97, '98, '99, '00, '01, '02, '03, '04, '05, '07, '08, '14)
NIT Championships	3 (1991, '12, '15)
NIT Appearances	9 (1988, '90, '91, '94, '06, '12, '13, '15, '18)
Conference Championships	7 (1920 (PCC), '21(PCC), '63 (co-AAWU), 1999, '00, '01, '04)
Pac-12 Championships	4 (1999, '00, '01, '04)

2019-20 STANFORD TEAM HIGHS

Points	86, vs. Long Beach State (11-12-19)
FG made	35, vs. Long Beach State (11-12-19)
FG att.	65, 2x, last vs. Oklahoma (11-25-19)
FG%	55.3, vs. William & Mary (11-21-19)
3-pt. FG made	10, 2x, last vs. Oklahoma (11-25-19)
3-pt. FG att.	25, 2x, last vs. UNC Wilmington (12-1-19)
FT made	26, vs. Santa Clara (11-16-19)
FT att.	35, vs. Santa Clara (11-16-19)
Rebounds	51, vs. Oklahoma (11-25-19)
Assists	23, vs. Long Beach State (11-12-19)
Steals	13, vs. Montana (11-6-19)
Blocks	6, vs. William & Mary (11-21-19)
Fewest Turnovers	10, 2x, last vs. UNC Wilmington (12-1-19)
Fewest Fouls	8, vs. UNC Wilmington (12-1-19)
First Half pts.	47, vs. Long Beach State (11-12-19)
Second Half pts.	46, 2x, last vs. San Francisco (12-17-19)

2019-20 STANFORD TEAM LOWS

Points	56, vs. Kansas (12-29-19)
FG made	19, vs. Kansas (12-29-19)
FG att.	47, vs. William & Mary (11-21-19)
FG%	38.0, vs. Kansas (12-29-19)
3-pt. FG made	4, 3x, last vs. San Francisco (12-17-19)
3-pt. FG att.	10, vs. Santa Clara (11-16-19)
FT made	6, 2x, last vs. Butler (11-26-19)
FT att.	7, vs. Long Beach State (11-12-19)
Rebounds	23, vs. Butler (11-26-19)
Assists	6, vs. San Francisco (12-17-19)
Steals	6, 3x, last vs. San Francisco (12-17-19)
Blocks	1, vs. Long Beach State (11-12-19)
Most Turnovers	20, vs. San Diego (12-21-19)
Most Fouls	20, vs. Santa Clara (11-16-19)
First Half pts.	18, 2x, last vs. Kansas (12-29-19)
Second Half pts.	30, vs. Md. East. Shore (11-19-19)

2019-20 OPPONENT TEAM HIGHS

Points	72, vs. Kansas (12-29-19)
FG made	28, vs. Butler (11-26-19)
FG att.	63, vs. San Diego (12-21-19)
FG%	48.3, vs. Butler (11-26-19)
3-pt. FG made	10, vs. UNC Wilmington (12-1-19)
3-pt. FG att.	31, at San Jose State (12-14-19)
FT made	17, at San Jose State (12-14-19)
FT att.	23, at San Jose State (12-14-19)
Rebounds	44, 2x, last vs. Kansas (12-29-19)
Assists	15, vs. San Diego (12-21-19)
Steals	10, 2x, last vs. San Diego (12-21-19)
Blocks	8, at San Jose State (12-14-19)
Fewest Turnovers	11, vs. Butler (11-26-19)
Fewest Fouls	13, 2x, last vs. Oklahoma (11-25-19)
First Half pts.	32, vs. Santa Clara (11-16-19)
Second Half pts.	44, vs. Kansas (12-29-19)

2019-20 OPPONENT TEAM LOWS

Points	50, vs. William & Mary (11-21-19)
FG made	17, at San Jose State (12-14-19)
FG att.	50, vs. William & Mary (11-21-19)
FG%	29.8, at San Jose State (12-14-19)
3-pt. FG made	4, 2x, last vs. Oklahoma (11-25-19)
3-pt. FG att.	17, 2x, last vs. Oklahoma (11-25-19)
FT made	0, vs. UNC Wilmington (12-1-19)
FT att.	2, vs. UNC Wilmington (12-1-19)
Rebounds	25, vs. William & Mary (11-21-19)
Assists	6, 2x, last at San Jose State (12-14-19)
Steals	2, vs. UNC Wilmington (12-1-19)
Blocks	0, vs. UNC Wilmington (12-1-19)
Most Turnovers	22, vs. San Francisco (12-17-19)
Most Fouls	26, vs. Santa Clara (11-16-19)
First Half pts.	16, vs. Maryland Eastern Shore (11-19-19)
Second Half pts.	25, vs. William & Mary (11-21-19)

GAME-BY-GAME STARTERS

Opponent	Guard	Guard	Guard/Forward	Forward	Forward/Center
Montana	Terry	Davis	Wills	da Silva	Kisunas
Cal State Fullerton	Terry	Davis	Wills	Jones	da Silva
Long Beach State	Terry	Davis	Wills	Jones	da Silva
Santa Clara	Terry	Davis	Wills	Jones	da Silva
Maryland Eastern Shore	Terry	Davis	Wills	Jones	da Silva
William & Mary	Terry	Davis	Wills	Jones	da Silva
vs. Oklahoma	Terry	Davis	Wills	Jones	da Silva
vs. Butler	Terry	Davis	Wills	Jones	da Silva
UNC Wilmington	Terry	Davis	Wills	Jones	da Silva
at San Jose State	Terry	Davis	Wills	Jones	da Silva
San Francisco	Davis	Wills	Jones	da Silva	Kisunas
vs. San Diego	Terry	Davis	Wills	Jones	da Silva
Kansas	Terry	Davis	Wills	Jones	da Silva
California					
Washington					
Washington State					
at UCLA					
at USC					
at California					
Oregon State					
Oregon					
at Utah					
at Colorado					
Arizona State					
Arizona					
at Washington					
at Washington State					
Utah					
Colorado					
at Oregon State					
at Oregon					

BY THE NUMBERS

	2019-20	CAREER
DOUBLE-DOUBLES		
Tyrell Terry	2	2
Oscar da Silva	1	5
Daejon Davis	-	3
20+ POINT GAMES		
Tyrell Terry	4	4
Oscar da Silva	3	7
Jaiden Delaire	1	1
Daejon Davis	-	4
Isaac White	-	1
DOUBLE-DIGIT POINTS		
Oscar da Silva	11	30
Tyrell Terry	10	10
Spencer Jones	6	6
Daejon Davis	4	39
Bryce Wills	4	13
Jaiden Delaire	2	4
Isaac White	1	9
DOUBLE-DIGIT REBOUNDS		
Oscar da Silva	2	9
Tyrell Terry	2	2
Lukas Kisunas	1	1
Daejon Davis	-	2
DOUBLE-DIGIT ASSISTS		
Daejon Davis	-	2

BY THE NUMBERS

	2019-20	CAREER
LED TEAM IN SCORING		
(includes ties)		
Oscar da Silva	6	10
Tyrell Terry	5	5
Daejon Davis	2	11
Jaiden Delaire	2	2
Bryce Wills	-	1
LED TEAM IN REBOUNDING		
(includes ties)		
Oscar da Silva	7	17
Tyrell Terry	6	6
Bryce Wills	3	5
Lukas Kisunas	3	3
Spencer Jones	2	2
Daejon Davis	-	4
LED IN ASSISTS		
(includes ties)		
Daejon Davis	8	48
Tyrell Terry	5	5
Bryce Wills	2	9
Oscar da Silva	1	7
Isaac White	-	2
Jaiden Delaire	-	1
Kodye Pugh	-	1

THE LAST TIME - TEAM**Scored 100 points**

Stanford 104, vs. UCLA (2-16-19)
Opponent 108, Florida (11-23-17)

Scored less than 50 points

Stanford 46, at Oregon (2-10-19)
Opponent 46, at Oregon State (1-19-17)

Scored less than 40 points

Stanford 39, at Washington State (2-25-06)
Opponent 38, vs. Carroll College (12-27-15)

Overtime game

Stanford win vs. UCLA (107-99 on 1-4-18)
Stanford loss at Kansas (90-84 on 12-1-18)

Double Overtime game

Stanford win vs. UCLA (107-99 in 2OT on 1-4-18)
Stanford loss at UCLA (86-61 in 2OT on 1-8-15)

40-point win

Stanford Stanford 98, Washington State 50 (2-28-19)
Opponent Oregon State 81, Stanford 38 (1-11-82)

50-point win

Stanford Stanford 111, Harvard 56 (11-9-07)
Opponent never

60 points in a half

Stanford 63 (1st half), vs. Harvard (11-9-07)
Opponent 60 (2nd half), at USC (1-26-02)

Between 16-20 points in a half

Stanford 18 (1st half), vs. Kansas (12-29-19)
Opponent 19 (1st half), at San Jose State (12-14-19)

15 points or less in a half

Stanford 13 (1st half), vs. Florida (11-22-18)
Opponent 15 (1st half), Washington State (2-28-19)

50 rebounds by a team

Stanford 51, vs. Oklahoma (11-25-19)
Opponent 51, Portland State (11-28-18)

12 or more three-pointers in a game

Stanford 13, vs. Washington State (2-28-19)
Opponent 12, UCLA (3-8-18)

10 or more steals in a game

Stanford 10, vs. Kansas (12-29-19)
Opponent 10, vs. San Francisco (12-17-19)

25 turnovers in a game

Stanford 28, vs. Portland State (11-26-17)
Opponent 25, vs. Arkansas-Pine Bluff (12-29-14)

Five players scoring in double digits

Stanford 5, vs. Washington State (2-28-19)
Opponent 5, Arizona (1-9-19)

More than five players scoring in double digits

Stanford 6, vs. Green Bay (11-13-15)
Opponent 6, at Colorado (3-2-17)

THE LAST TIME - INDIVIDUAL**Player recorded a double-double**

Stanford Tyrell Terry (20 pts./11 rebs.), vs. Oklahoma (11-25-19)
Opponent Nick Rakocevic (15 pts./11 rebs.), USC (2-13-19)

Two players recorded a double-double

Stanford Sharma (16 pts., 14 rebs.)/da Silva (15 pts./10 rebs.), vs. Washington (3-3-19)
Opponent Steadman (17 pts./11 rebs.)/ Barry (15 pts., 10 rebs.), San Jose State (12-18-18)

Player recorded a triple-double

Stanford Brook Lopez (18 pts/11 reb/12 blk), vs. USC (1-25-07)
Opponent Kyle Weaver (14 pts/13 reb/10 ast), vs. Washington State (1-13-07)

Game decided by buzzer-beater

Stanford win Daejon Davis, vs. USC (1-7-18)
Stanford loss Lamont Jones, vs. Arizona (2-27-10)

30 points

Stanford KZ Okpala (30), at California (2-3-19)
Opponent Aaron Holiday (34), UCLA (3-8-18)

40 points

Stanford Casey Jacobsen (41), vs. Oregon (2-7-02)
Opponent Damon Stoudamire (45), Arizona (1-14-95)

Two players with 20 or more points

Stanford Josh Sharma (22)/KZ Okpala (20), vs. UCLA (2-16-19)
Opponent Nick Rakocevic (23)/Bennie Boatwright (22), USC (12-29-18)

Three players with 20 or more points

Stanford Brown (21)/Randle (21)/Nastic (20), vs. Arizona State (1-24-15)
Opponent Moore (25)/Brown (23)/Carmichael (21), vs. Illinois State (3-19-12)

No double digit scorer

Stanford at USC (1-20-11)
Opponent vs. Carroll College (12-27-15)

12 field goals

Stanford Michael Humphrey (12), vs. UCLA (2-27-16)
Opponent Aaron Holiday (12), UCLA (3-8-18)

7 three-pointers

Stanford Dorian Pickens (7) at Washington State (1-11-18)
Opponent Legerald Vick (7), Kansas (12-1-18)

15 free throws

Stanford Reid Travis (19), at Kansas (12-3-16)
Opponent Jared Cunningham (15), vs. Oregon State (3-9-11)

15 rebounds

Stanford Josh Sharma (18), vs. Long Beach State (12-29-18)
Opponent Davon Clare (15), vs. Cal State Fullerton (11-9-19)

20 rebounds

Stanford Michael Humphrey (20), at Oklahoma State (3-19-18)
Opponent Andre Roberson (20), at Colorado (1-24-13)

Three players with 10 or more rebounds

Stanford Travis (12)/R. Allen (10)/Pickens (10), vs. Villanova (11-26-15)
Opponent Johnson (13)/Scott (10), at Colorado (2-15-15)

10 assists

Stanford Daejon Davis (11), vs. UCLA (2-16-19)
Opponent Chris Chiozza (11), Florida (11-23-17)



#1 DAEJON DAVIS

Junior | Guard | 6-3 | 185

Seattle, Wash. | Garfield | Communication

Three things to know...

- 1: Elite defender and playmaker - consensus top-60 recruit in 2017
- 2: Holds Stanford's freshman record for assists (160), topping the mark set by Brevin Knight in 1993-94
- 3: Team captain as a junior, along with Oscar da Silva

Career Accolades: 2018 Pac-12 All-Freshman Team ... Pac-12 Player of the Week (Jan. 15, 2018)

Trending: Ranks 11th in program history with 319 career assists ... Averaging 11.3 points and 3.7 assists per game over the last three outings

FAST FIVE

Nicknames: Zoc, Dae, Swaggy D, Jon Jon

Most people might not know: If I could be one animal, I would be a wolf, just to be a part of the pack.

Favorite class at Stanford: Drawing 1

Significance behind jersey number: Mentor, Mitch Johnson, wore No. 1 when he played at Stanford (2006-09)

First basketball interest: Mom surprised him one day with tickets to a Seattle Sonics game against LeBron James and the Cleveland Cavaliers

DAVIS' CAREER HIGHS

Points 23, at UCLA 1/27/18
 FG 9, at UCLA 1/27/18
 FGA 19, at UCLA, 1/27/18
 3FG 3, twice
 3FGA 6, four times
 FT 8, vs. Oregon State 2/1/18
 FTA 12, vs. Oregon State 2/1/18
 Rebounds 10, twice
 Assists 11, vs. UCLA 2/6/19
 Blocks 2, twice
 Steals 5, three times
 Minutes 45, vs. UCLA 1/4/18

DAVIS' SEASON HIGHS

Points 18, vs. San Francisco 12/17/19
 FG 8, vs. San Francisco 12/17/19
 FGA 12, vs. San Diego 12/21/19
 3FG 2, three times
 3FGA 5, twice
 FT 4, twice
 FTA 5, twice
 Rebounds 9, vs. San Diego 12/21/19
 Assists 6, vs. Butler 11/26/19
 Blocks 2, vs. San Francisco 12/17/19
 Steals 5, vs. Montana 11/6/19
 Minutes 39, three times

2019-20 GAME-BY-GAME

Opponent	Date	GS	Min	FG-FGA	Pct	3FG-FGA	Pct	FT-FTA	Pct	O/D/T	Avg	PF	FO	A/T	B	S	P	Avg
MONTANA	11/06/19	*	33	1-5	.200	0-0	.000	0-0	.000	0/2/2	2.0	2	0	4/1	0	5	2	2.0
CS FULLERTON	11/09/19	*	33	6-7	.857	1-1	1.000	1-5	.200	0/5/5	3.5	1	0	2/3	1	3	14	8.0
LONG BEACH ST.	11/12/19	*	23	3-3	1.000	2-2	1.000	0-0	.000	0/2/2	3.0	4	0	3/2	0	1	8	8.0
SANTA CLARA	11/16/19	*	36	5-8	.625	1-2	.500	4-5	.800	1/3/4	3.3	2	0	2/2	0	2	15	9.8
UMES	11/19/19	*	24	2-5	.400	1-1	1.000	0-0	.000	0/2/2	3.0	0	0	4/3	0	1	5	8.8
WILLIAM & MARY	11/21/19	*	29	4-8	.500	2-2	1.000	4-4	1.000	0/2/2	2.8	3	0	4/3	1	3	14	9.7
vs Oklahoma	11/25/19	*	32	3-9	.333	2-5	.400	0-0	.000	0/2/2	2.7	1	0	4/3	1	1	8	9.4
vs Butler	11/26/19	*	39	1-6	.167	0-3	.000	0-0	.000	0/3/3	2.8	2	0	6/3	1	2	2	8.5
UNC WILMINGTON	12/01/19	*	34	2-4	.500	0-1	.000	0-1	.000	0/2/2	2.7	1	0	5/3	0	1	4	8.0
at San Jose St.	12/14/19	*	14	1-1	1.000	0-0	.000	0-0	.000	0/0/0	2.4	4	0	0/2	0	1	2	7.4
SAN FRANCISCO	12/17/19	*	39	8-11	.727	0-0	.000	2-3	.667	0/3/3	2.5	3	0	4/5	2	3	18	8.4
vs San Diego	12/21/19	*	39	4-12	.333	0-1	.000	0-2	.000	1/8/9	3.0	2	0	4/2	1	1	8	8.3
KANSAS	12/29/19	*	38	3-11	.273	1-5	.200	1-2	.500	0/2/2	2.9	4	0	3/2	1	0	8	8.3
CALIFORNIA	01/02/20																	
WASHINGTON	01/09/20																	
WASHINGTON ST	01/11/20																	
at UCLA	01/15/20																	
at USC	01/18/20																	
at California	01/26/20																	
OREGON ST	01/30/20																	
OREGON	02/01/20																	
at Utah	02/06/20																	
at Colorado	02/08/20																	
ARIZONA ST	02/13/20																	
ARIZONA	02/15/20																	
at Washington	02/20/20																	
at Washington St	02/23/20																	
UTAH	02/26/20																	
COLORADO	03/01/20																	
at Oregon St	03/05/20																	
at Oregon	03/07/20																	

CAREER STATS

YEAR	GP	GS	MIN	AVG	FG	FGA	PCT	3-POINT			FT	FTA	PCT	REBOUNDING				PF	FO	AST	TO	BLK	STL	PTS	AVG
								FG	FGA	PCT				OFF	DEF	TOT	AVG								
2017-18	33	33	1013	30.7	117	249	.470	25	62	.403	93	138	.674	24	120	144	4.4	82	3	160	132	6	40	352	10.7
2018-19	26	25	787	30.3	98	230	.426	28	82	.341	72	95	.758	15	63	78	3.0	69	1	114	82	7	39	296	11.4
2019-20	13	13	413	31.8	43	90	.478	10	23	.435	12	22	.545	2	36	38	2.9	29	0	45	34	8	24	108	8.3
TOTAL	72	71	2213	30.7	258	569	.453	63	167	.377	177	255	.694	41	219	260	3.6	180	4	319	248	21	103	756	10.5



#2 BRYCE WILLS

Sophomore | Guard | 6-6 | 195

White Plains, N.Y. | Iona Prep | Undeclared

Three things to know...

1: Versatile guard - can play & defend 1-4

2: One of the top defensive players in the country

3: Four-star recruit, competed with Tyrell Terry for USA Select team in the Albert Schweitzer Tournament at the Under-18 FIBA World Cup in Germany in 2018

Trending: Has a steal or block in 11 of 13 contests this season

FAST FIVE

Nickname: B-Wills, Beasty

Favorite class at Stanford: Introduction to Finance and Investment

Working on specific area of his game: Gaining weight and my body, along with the consistency of my jumper.

Most people might not know: In elementary school, I played the violin, saxophone and piano.

Favorite TV show: If Game of Thrones is ruled out because it ended, I would choose Power or The 100.

WILLS' CAREER HIGHS

Points 16, at California 2/3/19
 FG 6, twice
 FGA 11, vs. San Francisco 12/17/19
 3FG 2, three times
 3FGA 4, vs. Long Beach St. 11/12/19
 FT 4, five times
 FTA 9, at Oregon 2/10/19
 Rebounds 9, vs. California 3/7/19

Assists 5, four times
 Blocks 2, twice
 Steals 4, vs. Middle Tennessee 11/23/18
 Minutes 38, vs. San Francisco 12/17/19

WILLS' SEASON HIGHS

Points 12, twice
 FG 5, twice
 FGA 11, vs. San Francisco 12/17/19
 3FG 1, four times
 3FGA 4, vs. Long Beach St. 11/12/19
 FT 4, vs. Cal St. Fullerton 11/9/19
 FTA 7, vs. Cal St. Fullerton 11/9/19
 Rebounds 7, three times
 Assists 5, vs. Cal St. Fullerton 11/9/19
 Blocks 2, vs. San Diego 12/21/19
 Steals 3, vs. Kansas 12/29/19
 Minutes 38, vs. San Francisco 12/17/19

2019-20 GAME-BY-GAME

Opponent	Date	GS	Min	FG-FGA	Pct	3FG-FGA	Pct	FT-FTA	Pct	O/D/T	Avg	PF	FO	A/T	B	S	P	Avg
MONTANA	11/06/19	*	31	4-6	.667	0-0	.000	3-4	.750	0/3/3	3.0	4	0	4/2	1	1	11	11.0
CS FULLERTON	11/09/19	*	35	0-3	.000	0-1	.000	4-7	.571	0/7/7	5.0	1	0	5/3	1	0	4	7.5
LONG BEACH ST.	11/12/19	*	26	3-7	.429	1-4	.250	0-0	.000	0/3/3	4.3	0	0	1/2	1	2	7	7.3
SANTA CLARA	11/16/19	*	25	0-1	.000	0-0	.000	1-2	.500	0/3/3	4.0	3	0	3/3	0	1	1	5.8
UMES	11/19/19	*	27	0-2	.000	0-1	.000	0-0	.000	0/6/6	4.4	1	0	2/2	0	0	0	4.6
WILLIAM & MARY	11/21/19	*	29	2-6	.333	0-2	.000	1-1	1.000	0/7/7	4.8	3	0	1/2	1	0	5	4.7
vs Oklahoma	11/25/19	*	30	4-7	.571	0-1	.000	2-7	.286	1/2/3	4.6	3	0	2/1	0	0	10	5.4
vs Butler	11/26/19	*	31	5-7	.714	0-1	.000	2-4	.500	1/2/3	4.4	2	0	4/1	0	1	12	6.3
UNC WILMINGTON	12/01/19	*	30	2-5	.400	0-2	.000	0-0	.000	0/5/5	4.4	2	0	4/2	1	1	4	6.0
at San Jose St.	12/14/19	*	26	2-6	.333	1-1	1.000	0-1	.000	0/7/7	4.7	2	0	1/1	1	1	5	5.9
SAN FRANCISCO	12/17/19	*	38	5-11	.455	1-2	.500	1-2	.500	1/4/5	4.7	0	0	1/4	0	2	12	6.5
vs San Diego	12/21/19	*	31	2-7	.286	1-3	.333	0-1	.000	1/1/2	4.5	1	0	1/5	2	1	5	6.3
KANSAS	12/29/19	*	31	2-8	.250	0-1	.000	0-0	.000	0/3/3	4.4	1	0	2/2	0	3	4	6.2
CALIFORNIA	01/02/20																	
WASHINGTON	01/09/20																	
WASHINGTON ST	01/11/20																	
at UCLA	01/15/20																	
at USC	01/18/20																	
at California	01/26/20																	
OREGON ST	01/30/20																	
OREGON	02/01/20																	
at Utah	02/06/20																	
at Colorado	02/08/20																	
ARIZONA ST	02/13/20																	
ARIZONA	02/15/20																	
at Washington	02/20/20																	
at Washington St	02/23/20																	
UTAH	02/26/20																	
COLORADO	03/01/20																	
at Oregon St	03/05/20																	
at Oregon	03/07/20																	

CAREER STATS

YEAR	GP	GS	MIN	AVG	FG	FGA	PCT	3-POINT			FT	FTA	PCT	REBOUNDING				PF	FO	AST	TO	BLK	STL	PTS	AVG
								FG	FGA	PCT				OFF	DEF	TOT	AVG								
2018-19	30	23	753	25.1	66	155	.426	8	30	.267	40	72	.556	23	83	106	3.5	56	1	60	65	17	29	180	6.0
2019-20	13	13	390	30.0	31	76	.408	4	19	.211	14	29	.483	4	53	57	4.4	23	0	31	30	8	13	80	6.2
TOTAL	43	36	1143	26.6	97	231	.420	12	49	.245	54	101	.535	27	136	163	3.8	79	1	91	95	25	42	260	6.0



#3 TYRELL TERRY

Freshman | Guard | 6-2 | 160

Minneapolis, Minn. | DeLaSalle | Undeclared

Three things to know...

1: Excellent shooter and passer, makes teammates better. Top-10 PG recruit nationally

2: Won three state high school championships, played with Bryce Wills on USA Select team in the Albert Schweitzer Tournament at the Under-18 FIBA World Cup in Germany in 2018

3: According to head coach Jerod Haase, "All of Ty's teams take his personality"

Trending: Ranks second in the Pac-12 with 2.0 steals per game ... On pace for the second-highest scoring average in Stanford history for a freshman student-athlete

FAST FIVE

Nickname: Ty

Most people might not know: I'm a huge soccer fan

Favorite class at Stanford: Communication 1

Who/what inspires you: My brother who passed away. I do it for him.

Favorite TV show: How I Met Your Mother

Working on specific area of his game: My strength

Stranded on an island, can listen to one album: Views by Drake

Teammate fun fact: I'm older than Bryce

TERRY'S CAREER HIGHS

Points 21, three times
 FG 8, vs. William & Mary 11/21/19
 FGA 17, vs. Oklahoma 11/25/19
 3FG 5, twice
 3FGA 9, vs. Butler 11/26/19
 FT 11, vs. Santa Clara 11/16/19
 FTA 11, vs. Santa Clara 11/16/19
 Rebounds 11, vs. Oklahoma 11/25/19
 Assists 6, vs. Long Beach St. 11/12/19
 Blocks -
 Steals 3, four times
 Minutes 36, twice

TERRY'S SEASON HIGHS

Points 21, three times
 FG 8, vs. William & Mary 11/21/19
 FGA 17, vs. Oklahoma 11/25/19
 3FG 5, twice
 3FGA 9, vs. Butler 11/26/19
 FT 11, vs. Santa Clara 11/16/19
 FTA 11, vs. Santa Clara 11/16/19
 Rebounds 11, vs. Oklahoma 11/25/19
 Assists 6, vs. Long Beach St. 11/12/19
 Blocks -
 Steals 3, four times
 Minutes 36, twice

2019-20 GAME-BY-GAME

Opponent	Date	GS	Min	FG-FGA	Pct	3FG-FGA	Pct	FT-FTA	Pct	O/D/T	Avg	PF	FO	A/T	B	S	P	Avg
MONTANA	11/06/19	*	28	5-12	.417	1-3	.333	2-2	1.000	0/4/4	4.0	2	0	4/1	0	3	13	13.0
CS FULLERTON	11/09/19	*	35	5-12	.417	0-4	.000	2-2	1.000	0/3/3	3.5	1	0	3/4	0	3	12	12.5
LONG BEACH ST.	11/12/19	*	30	6-9	.667	1-3	.333	1-2	.500	0/3/3	3.3	0	0	6/1	0	2	14	13.0
SANTA CLARA	11/16/19	*	31	5-12	.417	0-0	.000	11-11	1.000	0/2/2	3.0	1	0	2/2	0	2	21	15.0
UMES	11/19/19	*	24	4-7	.571	2-3	.667	0-0	.000	0/3/3	3.0	0	0	2/0	0	3	10	14.0
WILLIAM & MARY	11/21/19	*	29	8-11	.727	5-7	.714	0-2	.000	0/10/10	4.2	0	0	3/3	0	3	21	15.2
vs Oklahoma	11/25/19	*	30	7-17	.412	2-7	.286	4-4	1.000	1/10/11	5.1	1	0	3/0	0	2	20	15.9
vs Butler	11/26/19	*	36	7-15	.467	5-9	.556	2-2	1.000	1/3/4	5.0	3	0	1/3	0	1	21	16.5
UNC WILMINGTON	12/01/19	*	28	4-10	.400	1-5	.200	0-0	.000	2/2/4	4.9	3	0	5/4	0	0	9	15.7
at San Jose St.	12/14/19	*	32	3-10	.300	0-3	.000	5-6	.833	1/7/8	5.2	2	0	5/3	0	2	11	15.2
SAN FRANCISCO	12/17/19	DNP																
vs San Diego	12/21/19	*	36	7-13	.538	4-8	.500	2-2	1.000	1/6/7	5.4	1	0	3/5	0	1	20	15.6
KANSAS	12/29/19	*	30	4-13	.308	1-6	.167	1-1	1.000	0/4/4	5.3	3	0	3/4	0	2	10	15.2
CALIFORNIA	01/02/20																	
WASHINGTON	01/09/20																	
WASHINGTON ST	01/11/20																	
at UCLA	01/15/20																	
at USC	01/18/20																	
at California	01/26/20																	
OREGON ST	01/30/20																	
OREGON	02/01/20																	
at Utah	02/06/20																	
at Colorado	02/08/20																	
ARIZONA ST	02/13/20																	
ARIZONA	02/15/20																	
at Washington	02/20/20																	
at Washington St	02/23/20																	
UTAH	02/26/20																	
COLORADO	03/01/20																	
at Oregon St	03/05/20																	
at Oregon	03/07/20																	

CAREER STATS

YEAR	GP	GS	MIN	AVG	FG	FGA	PCT	3-POINT			FT	FTA	PCT	REBOUNDING					PF	FO	AST	TO	BLK	STL	PTS	AVG
								FG	FGA	PCT				OFF	DEF	TOT	AVG									
2019-20	12	12	369	30.8	65	141	.461	22	58	.379	30	34	.882	6	57	63	5.3	17	0	40	30	0	24	182	15.2	
TOTAL	12	12	369	30.8	65	141	.461	22	58	.379	30	34	.882	6	57	63	5.3	17	0	40	30	0	24	182	15.2	



#4 ISAAC WHITE

Junior | Guard | 6-2 | 180

Adelaide, Australia | Sacred Heart College HS | Sociology

Three things to know...

- 1: Shooter with deep range, tireless worker
- 2: 2019 Pac-12 All-Academic first team honoree
- 3: Came to Stanford regarded as one of Australia's top prospects in the class of 2017

Career Accolades: 2019 Pac-12 All-Academic first team

Trending: Had a season-best 12 points against San Jose St. on Dec. 14

FAST FIVE

Nickname: Zay, Zaytoven, Zaytiggy

Most people might not know: I'm a romantic

Favorite class at Stanford: Sport, Competition & Society (SOC 8)

Significance behind jersey number: 13 was taken by Oscar. And 1 + 3 = 4. So, it was a no-brainer.

Stranded on an island, can listen to one album: Scorpion by Drake

His journey home: 17 hours, flying from San Francisco to Sydney, and then another two-hour flight to Adelaide.

WHITE'S CAREER HIGHS

Points	20, vs. North Carolina 11/20/17
FG	7, vs. North Carolina 11/20/17
FGA	14, vs. Denver 12/15/17
3FG	5, three times
3FGA	12, vs. Denver 12/15/17
FT	4, twice
FTA	4, seven times
Rebounds	5, vs. San Francisco 12/17/17
Assists	3, three times
Blocks	-
Steals	2, vs. Portland St. 11/26/17
Minutes	38, at Long Beach St. 12/3/17

WHITE'S SEASON HIGHS

Points	12, at San Jose St. 12/14/19
FG	3, twice
FGA	7, vs. Long Beach St. 11/12/19
3FG	3, at San Jose St. 12/14/19
3FGA	5, vs. Long Beach St. 11/12/19
FT	3, at San Jose St. 12/14/19
FTA	4, at San Jose St. 12/14/19
Rebounds	4, vs. Maryland Eastern Shore, 11/19/19
Assists	3, vs. Long Beach St. 11/12/19
Blocks	-
Steals	1, vs. Long Beach St. 11/12/19
Minutes	24, vs. Maryland Eastern Shore, 11/19/19

2019-20 GAME-BY-GAME

Opponent	Date	GS	Min	FG-FGA	Pct	3FG-FGA	Pct	FT-FTA	Pct	O/D/T	Avg	PF	FO	A/T	B	S	P	Avg
MONTANA	11/06/19	12	2-4	.500	2-4	.500	0-0	.000	0/1/1	1.0	0	0	0/0	0	0	6	6.0	
CS FULLERTON	11/09/19	4	0-1	.000	0-1	.000	0-0	.000	0/0/0	0.5	0	0	0/1	0	0	0	3.0	
LONG BEACH ST.	11/12/19	13	3-7	.429	2-5	.400	1-1	1.000	1/2/3	1.3	0	0	3/0	0	1	9	5.0	
SANTA CLARA	11/16/19	4	0-2	.000	0-1	.000	0-0	.000	1/0/1	1.3	0	0	0/0	0	0	0	3.8	
UMES	11/19/19	24	2-5	.400	1-3	.333	0-0	.000	1/3/4	1.8	1	0	1/0	0	0	5	4.0	
WILLIAM & MARY	11/21/19	13	1-4	.250	0-2	.000	2-3	.667	0/3/3	2.0	0	0	0/0	0	0	4	4.0	
vs Oklahoma	11/25/19	5	1-1	1.000	1-1	1.000	2-2	1.000	1/0/1	1.9	0	0	0/0	0	0	5	4.1	
vs Butler	11/26/19	DNP																
UNC WILMINGTON	12/01/19	13	2-5	.400	1-4	.250	0-0	.000	1/0/1	1.8	0	0	1/0	0	0	5	4.3	
at San Jose St.	12/14/19	18	3-4	.750	3-4	.750	3-4	.750	1/2/3	1.9	0	0	1/4	0	0	12	5.1	
SAN FRANCISCO	12/17/19	9	0-0	.000	0-0	.000	2-2	1.000	0/2/2	1.9	1	0	0/2	0	0	2	4.8	
vs San Diego	12/21/19	2	0-0	.000	0-0	.000	0-0	.000	0/0/0	1.7	0	0	1/0	0	0	0	4.4	
KANSAS	12/29/19	6	1-1	1.000	0-0	.000	0-0	.000	1/0/1	1.7	0	0	0/0	0	0	2	4.2	
CALIFORNIA	01/02/20																	
WASHINGTON	01/09/20																	
WASHINGTON ST	01/11/20																	
at UCLA	01/15/20																	
at USC	01/18/20																	
at California	01/26/20																	
OREGON ST	01/30/20																	
OREGON	02/01/20																	
at Utah	02/06/20																	
at Colorado	02/08/20																	
ARIZONA ST	02/13/20																	
ARIZONA	02/15/20																	
at Washington	02/20/20																	
at Washington St	02/23/20																	
UTAH	02/26/20																	
COLORADO	03/01/20																	
at Oregon St	03/05/20																	
at Oregon	03/07/20																	

CAREER STATS

YEAR	GP	GS	MIN	AVG	FG	FGA	PCT	3-POINT			FT	FTA	PCT	REBOUNDING					PF	FO	AST	TO	BLK	STL	PTS	AVG
								FG	FGA	PCT				OFF	DEF	TOT	AVG									
2017-18	33	9	550	16.7	56	152	.368	38	112	.339	30	40	.750	1	40	41	1.2	22	0	25	28	0	6	180	5.5	
2018-19	30	4	257	8.6	29	68	.426	22	56	.393	12	18	.667	5	24	29	1.0	22	0	8	16	0	5	92	3.1	
2019-20	12	0	123	10.3	15	34	.441	10	25	.400	10	12	.833	7	13	20	1.7	2	0	7	7	0	1	50	4.2	
TOTAL	75	13	930	12.4	100	254	.394	70	193	.363	52	70	.743	13	77	90	1.2	46	0	40	51	0	12	322	4.3	



#5 KODYE PUGH

Redshirt Junior | Forward | 6-8 | 205

Baltimore, Md. | Blair Academy (N.J.) | Film and Media Studies

Three things to know...

- 1: Talented artist in a plethora of styles
- 2: Left-handed slasher, can play both forward positions
- 3: Out for the season due to injury

Career Accolades: 2019 NABC Honors Court ... Two-time Pac-12 All-Academic selection (2018, 2019)

FAST FIVE

Nickname: Some people actually believe KP is my real name

Favorite class at Stanford: Controlling the Narrative, a six-week pop-out course taught by Grammy Award winning hip-hop artist Lecrae.

Most people might not know: Member on the board of an animation group at Stanford and working on his own animated movie.

Significance behind jersey number: Wore No. 10 in high school but it was taken when I arrived at Stanford. My sister wore No. 5 and then had to change to No. 10. So, I changed to No. 5.

PUGH'S CAREER HIGHS

Points 7, vs. Portland St. 11/28/18
 FG 3, vs. Portland St. 11/28/18
 FGA 6, vs. Portland St. 11/28/18
 3FG 1, four times
 3FGA 3, vs. North Carolina 11/20/17
 FT 2, three times
 FTA 4, vs. Washington St. 2/28/19
 Rebounds 3, at Utah 2/8/18
 Assists 3, vs. Ohio St. 11/24/17
 Blocks 1, at Utah 2/8/18
 Steals 1, five times
 Minutes 16, twice

PUGH'S SEASON HIGHS

Points -
 FG -
 FGA -
 3FG -
 3FGA -
 FT -
 FTA -
 Rebounds -
 Assists -
 Blocks -
 Steals -
 Minutes -

2019-20 GAME-BY-GAME

Opponent	Date	GS	Min	FG-FGA	Pct	3FG-FGA	Pct	FT-FTA	Pct	O/D/T	Avg	PF	FO	A/T	B	S	P	Avg	
MONTANA	11/06/19	DNP																	
CS FULLERTON	11/09/19	DNP																	
LBSU	11/12/19	DNP																	
SANTA CLARA	11/16/19	DNP																	
UMES	11/19/19	DNP																	
WILLIAM & MARY	11/21/19	DNP																	
vs Oklahoma	11/25/19	DNP																	
vs Butler	11/26/19	DNP																	
UNC WILMINGTON	12/01/19	DNP																	
at San Jose St.	12/14/19	DNP																	
SAN FRANCISCO	12/17/19	DNP																	
vs San Diego	12/21/19	DNP																	
KANSAS	12/29/19	DNP																	
CALIFORNIA	01/02/20																		
WASHINGTON	01/09/20																		
WASHINGTON ST	01/11/20																		
at UCLA	01/15/20																		
at USC	01/18/20																		
at California	01/26/20																		
OREGON ST	01/30/20																		
OREGON	02/01/20																		
at Utah	02/06/20																		
at Colorado	02/08/20																		
ARIZONA ST	02/13/20																		
ARIZONA	02/15/20																		
at Washington	02/20/20																		
at Washington St	02/23/20																		
UTAH	02/26/20																		
COLORADO	03/01/20																		
at Oregon St	03/05/20																		
at Oregon	03/07/20																		

CAREER STATS

YEAR	GP	GS	MIN	AVG	FG	FGA	PCT	3-POINT			FT	FTA	PCT	REBOUNDING					PF	FO	AST	TO	BLK	STL	PTS	AVG
								FG	FGA	PCT				OFF	DEF	TOT	AVG									
2017-18	17	1	106	6.2	6	19	.316	1	9	.111	5	10	.500	5	4	9	0.5	10	0	6	11	1	3	18	1.1	
2018-19	21	0	132	6.3	17	33	.515	3	9	.333	6	10	.600	8	11	19	0.9	8	0	9	14	0	2	43	2.0	
2019-20	0	0	0	0.0	0	0	.000	0	0	.000	0	0	.000	0	0	0	0.0	0	0	0	0	0	0	0	0.0	
TOTAL	38	1	238	6.3	23	52	.442	4	18	.222	11	20	.550	13	15	28	0.7	18	0	15	25	1	5	61	1.6	



#11 JAIDEN DELAIRE

Sophomore | Forward | 6-9 | 200

North Granby, Conn. | Granby Memorial | Undeclared

Three things to know...

- 1: Can play both forward positions, athletic driver with a 7-2 wingspan
- 2: Was a consensus top-100 prospect before reclassifying to 2018
- 3: Picked Stanford over UCLA and Georgetown

Trending: Had a career-best 21 points Nov. 19 against Maryland Eastern Shore

FAST FIVE

Nickname: Quis (middle name is Marquis)

Favorite class at Stanford: Frosh 101

Significance behind jersey number: Grandfather, Frank Mingel, ran track in high school wearing No. 11. Frank ran a 49-second 400 meters in high school.

Most people might not know: Really good in ceramics, pottery, sculpting

Stranded on an island, can listen to one album: Views by Drake

Who/what inspires you: Parents because of how hard they work to support my family and how much they believe in me.

DELAIRE'S CAREER HIGHS

Points 21, vs. Maryland Eastern Shore 11/19/19
 FG 7, twice
 FGA 11, five times
 3FG 2, vs. Seattle 11/6/18
 3FGA 3, twice times
 FT 6, vs. Maryland Eastern Shore 11/19/19
 FTA 9, vs. Maryland Eastern Shore 11/19/19
 Rebounds 6, twice
 Assists 3, vs. Long Beach St. 11/12/19
 Blocks 2, four times
 Steals 2, twice
 Minutes 27, vs. Long Beach St. 12/29/18

DELAIRE'S SEASON HIGHS


Points 21, vs. Maryland Eastern Shore 11/19/19
 FG 7, twice
 FGA 11, vs. Long Beach St. 11/12/19
 3FG 1, three times
 3FGA 2, three times
 FT 6, vs. Maryland Eastern Shore 11/19/19
 FTA 9, vs. Maryland Eastern Shore 11/19/19
 Rebounds 4, twice
 Assists 3, vs. Long Beach St. 11/12/19
 Blocks 2, twice
 Steals 2, twice
 Minutes 25, twice

2019-20 GAME-BY-GAME

Opponent	Date	GS	Min	FG-FGA	Pct	3FG-FGA	Pct	FT-FTA	Pct	O/D/T	Avg	PF	FO	A/T	B	S	P	Avg
MONTANA	11/06/19	19	3-5	.600	0-2	.000	0-0	.000	0/2/2	2.0	0	0	0/1	0	1	6	6.0	
CS FULLERTON	11/09/19	10	2-2	1.000	0-0	.000	1-2	.500	0/1/1	1.5	2	0	0/0	0	1	5	5.5	
LONG BEACH ST.	11/12/19	25	7-11	.636	0-0	.000	0-0	.000	1/1/2	1.7	1	0	3/0	0	1	14	8.3	
SANTA CLARA	11/16/19	15	2-3	.667	1-1	1.000	3-4	.750	0/1/1	1.5	2	0	0/1	0	0	8	8.3	
UMES	11/19/19	25	7-10	.700	1-1	1.000	6-9	.667	2/0/2	1.6	2	0	1/3	2	2	21	10.8	
WILLIAM & MARY	11/21/19	21	2-3	.667	0-0	.000	5-6	.833	1/3/4	2.0	3	0	1/0	1	1	9	10.5	
vs Oklahoma	11/25/19	21	0-5	.000	0-0	.000	4-4	1.000	0/2/2	2.0	2	0	0/2	0	2	4	9.6	
vs Butler	11/26/19	13	0-2	.000	0-1	.000	0-0	.000	1/1/2	2.0	0	0	0/1	2	0	0	8.4	
UNC WILMINGTON	12/01/19	15	0-3	.000	0-2	.000	1-2	.500	0/1/1	1.9	1	0	0/0	0	0	1	7.6	
at San Jose St.	12/14/19	20	3-5	.600	0-2	.000	0-0	.000	1/3/4	2.1	0	0	1/3	0	0	6	7.4	
SAN FRANCISCO	12/17/19	13	0-3	.000	0-1	.000	0-0	.000	0/3/3	2.2	2	0	0/1	0	0	0	6.7	
vs San Diego	12/21/19	9	1-2	.500	0-1	.000	0-0	.000	0/1/1	2.1	0	0	0/3	0	0	2	6.3	
KANSAS	12/29/19	11	1-2	.500	1-1	1.000	0-0	.000	0/1/1	2.0	1	0	0/1	0	0	3	6.1	
CALIFORNIA	01/02/20																	
WASHINGTON	01/09/20																	
WASHINGTON ST	01/11/20																	
at UCLA	01/15/20																	
at USC	01/18/20																	
at California	01/26/20																	
OREGON ST	01/30/20																	
OREGON	02/01/20																	
at Utah	02/06/20																	
at Colorado	02/08/20																	
ARIZONA ST	02/13/20																	
ARIZONA	02/15/20																	
at Washington	02/20/20																	
at Washington St	02/23/20																	
UTAH	02/26/20																	
COLORADO	03/01/20																	
at Oregon St	03/05/20																	
at Oregon	03/07/20																	

CAREER STATS

YEAR	GP	GS	MIN	AVG	FG	FGA	PCT	3-POINT			FT	FTA	PCT	REBOUNDING					PF	FO	AST	TO	BLK	STL	PTS	AVG
								FG	FGA	PCT				OFF	DEF	TOT	AVG									
2018-19	31	2	393	12.7	41	118	.347	6	34	.176	29	48	.604	14	47	61	2.0	43	1	12	20	9	7	117	3.8	
2019-20	13	0	217	16.7	28	56	.500	3	12	.250	20	27	.741	6	20	26	2.0	16	0	6	16	5	8	79	6.1	
TOTAL	44	2	610	13.9	69	174	.397	9	46	.196	49	75	.653	20	67	87	2.0	59	1	18	36	14	15	196	4.5	



#12 KEENAN FITZMORRIS

Redshirt Freshman | Center | 7-0 | 210

Overland Park, Kan. | New Hampton School (N.H.) | Undeclared

Three things to know...

- 1: Stretch five, redshirted 2018-19 season. Top-15 recruit at center by 247 Sports and Rivals
- 2: Plays the tuba
- 3: Sister, Audriana, plays for Stanford's women's volleyball team, where she has earned multiple All-America nods

FAST FIVE

Most people might not know: Has family in Peru and speaks some Spanish.

Favorite class at Stanford: Genes, Memes and Behavior, or Public Speaking

Who/what inspires you: I'm inspired by my family, and by people who have stood up for their beliefs and values despite adversity, such as Muhammad Ali, Mahatma Gandhi and Martin Luther King Jr.

Significance behind jersey number: In honor of his sister, Audriana Fitzmorris, an All-American on the Stanford women's volleyball team.

FITZMORRIS' CAREER HIGHS

Points 2, three times
 FG 1, three times
 FGA 4, vs. Long Beach St. 11/12/19
 3FG
 3FGA 2, twice
 FT
 FTA 1, vs. Maryland Eastern Shore 11/19/19
 Rebounds 2, vs. Long Beach St. 11/12/19
 Assists
 Blocks
 Steals
 Minutes 5, twice

FITZMORRIS' SEASON HIGHS

Points 2, three times
 FG 1, three times
 FGA 4, vs. Long Beach St. 11/12/19
 3FG
 3FGA 2, twice
 FT
 FTA 1, vs. Maryland Eastern Shore 11/19/19
 Rebounds 2, vs. Long Beach St. 11/12/19
 Assists
 Blocks
 Steals
 Minutes 5, twice

2019-20 GAME-BY-GAME

Opponent	Date	GS	Min	FG-FGA	Pct	3FG-FGA	Pct	FT-FTA	Pct	O/D/T	Avg	PF	FO	A/T	B	S	P	Avg
MONTANA	11/06/19		0	0-0	.000	0-0	.000	0-0	.000	0/1/1	1.0	0	0	0/0	0	0	0	0.0
CS FULLERTON	11/09/19		1	1-2	.500	0-0	.000	0-0	.000	1/0/1	1.0	0	0	0/0	0	0	2	1.0
LONG BEACH ST.	11/12/19		5	0-4	.000	0-2	.000	0-0	.000	1/1/2	1.3	1	0	0/0	0	0	0	0.7
SANTA CLARA	11/16/19		0	0-0	.000	0-0	.000	0-0	.000	0/0/0	1.0	0	0	0/0	0	0	0	0.5
UMES	11/19/19		5	1-3	.333	0-2	.000	0-1	.000	0/0/0	0.8	0	0	0/2	0	0	2	0.8
WILLIAM & MARY	11/21/19		3	1-1	1.000	0-0	.000	0-0	.000	1/0/1	0.8	3	0	0/2	0	0	2	1.0
vs Oklahoma	11/25/19		2	0-0	.000	0-0	.000	0-0	.000	0/0/0	0.7	1	0	0/1	0	0	0	0.9
vs Butler	11/26/19	DNP																
UNC WILMINGTON	12/01/19		2	0-0	.000	0-0	.000	0-0	.000	0/0/0	0.6	0	0	0/0	0	0	0	0.8
at San Jose St.	12/14/19		2	0-0	.000	0-0	.000	0-0	.000	0/0/0	0.6	0	0	0/0	0	0	0	0.7
SAN FRANCISCO	12/17/19	DNP																
vs San Diego	12/21/19	DNP																
KANSAS	12/29/19	DNP																
CALIFORNIA	01/02/20																	
WASHINGTON	01/09/20																	
WASHINGTON ST	01/11/20																	
at UCLA	01/15/20																	
at USC	01/18/20																	
at California	01/26/20																	
OREGON ST	01/30/20																	
OREGON	02/01/20																	
at Utah	02/06/20																	
at Colorado	02/08/20																	
ARIZONA ST	02/13/20																	
ARIZONA	02/15/20																	
at Washington	02/20/20																	
at Washington St	02/23/20																	
UTAH	02/26/20																	
COLORADO	03/01/20																	
at Oregon St	03/05/20																	
at Oregon	03/07/20																	

CAREER STATS

YEAR	GP	GS	MIN	AVG	FG	FGA	PCT	3-POINT			FT	FTA	PCT	REBOUNDING					PF	FO	AST	TO	BLK	STL	PTS	AVG		
								FG	FGA	PCT				OFF	DEF	TOT	AVG											
2019-20	9	0	20	2.2	3	10	.300	0	4	.000	0	1	.000	3	2	5	0.6	5	0	0	5	0	0	5	0	0	6	0.7
TOTAL	9	0	20	2.2	3	10	.300	0	4	.000	0	1	.000	3	2	5	0.6	5	0	0	5	0	0	5	0	0	6	0.7



#13 OSCAR DA SILVA

Junior | Forward | 6-9 | 225

Munich, Germany | Ludwig Gymnasium | Biology

Three things to know...

- 1: Skilled forward who can defend multiple positions and stretch range to 3-point line
- 2: Studying in stem cell research lab with Dr. Michael Longaker, presented research at a conference
- 3: Team captain as a junior, along with Daejon Davis

Career Accolades: 2019 Pac-12 All-Academic honorable mention

Trending: Stanford's leading scorer, has scored 18 or more in six straight games ... Ranks seventh in Pac-12 in scoring, third in field goal percentage.

FAST FIVE

Nicknames: O, Big O, Occy

Most people might not know: Fluent in six languages: English, German, French, Portuguese, Spanish and Latin.

Favorite class at Stanford: Chemical Principles of Life I&II (Chem 141 & 143)

Family: Father is from Brazil and mother is from Germany. Father moved to Germany after a boxing career in Brazil.

Published Author: Listed as published author in a research paper: "A Clearing Technique to Enhance Endogenous Fluorophores in Skin and Soft Tissue"

DA SILVA'S CAREER HIGHS

Points26, vs. UNC Wilmington 12/1/19
 FG 11, twice
 FGA 17, at San Jose St. 12/14/19
 3FG 6, vs. San Jose St. 12/18/18
 3FGA 11, vs. San Jose St. 12/18/18
 FT 8, vs. Kansas 12/29/19
 FTA 10, vs. Kansas 12/29/19
 Rebounds 17, vs. Eastern Washington 11/14/17
 Assists 7, at Oregon St. 2/7/19
 Blocks 4, twice
 Steals 5, vs. San Diego 12/21/19
 Minutes 38, three times

DA SILVA'S SEASON HIGHS

Points26, vs. UNC Wilmington 12/1/19
 FG 11, twice
 FGA 17, at San Jose St. 12/14/19
 3FG 1, six times
 3FGA 2, five times
 FT 8, vs. Kansas 12/29/19
 FTA 10, vs. Kansas 12/29/19
 Rebounds 11, twice
 Assists 5, vs. Butler 11/26/19
 Blocks 2, twice
 Steals 5, vs. San Diego 12/21/19
 Minutes 36, vs. San Francisco 12/17/19

2019-20 GAME-BY-GAME

Opponent	Date	GS	Min	FG-FGA	Pct	3FG-FGA	Pct	FT-FTA	Pct	O/D/T	Avg	PF	FO	A/T	B	S	P	Avg
MONTANA	11/06/19	*	24	7-10	.700	1-2	.500	6-6	1.000	0/4/4	4.0	2	0	1/3	1	3	21	21.0
CS FULLERTON	11/09/19	*	26	5-8	.625	0-2	.000	4-7	.571	1/2/3	3.5	4	0	0/2	0	0	14	17.5
LONG BEACH ST.	11/12/19	*	24	4-8	.500	0-0	.000	4-4	1.000	1/6/7	4.7	3	0	4/2	0	2	12	15.7
SANTA CLARA	11/16/19	*	32	6-12	.500	0-1	.000	6-9	.667	3/7/10	6.0	3	0	4/2	1	0	18	16.3
UMES	11/19/19	*	17	5-8	.625	0-1	.000	6-6	1.000	1/3/4	5.6	0	0	3/2	0	0	16	16.2
WILLIAM & MARY	11/21/19	*	23	5-8	.625	0-1	.000	4-4	1.000	0/2/2	5.0	3	0	1/2	1	0	14	15.8
vs Oklahoma	11/25/19	*	30	4-11	.364	1-2	.500	0-0	.000	2/9/11	5.9	2	0	1/4	0	2	9	14.9
vs Butler	11/26/19	*	29	8-9	.889	1-1	1.000	2-2	1.000	1/1/2	5.4	1	0	5/5	0	2	19	15.4
UNC WILMINGTON	12/01/19	*	29	11-14	.786	1-2	.500	3-4	.750	1/4/5	5.3	0	0	0/0	1	1	26	16.6
at San Jose St.	12/14/19	*	30	11-17	.647	0-0	.000	3-5	.600	3/5/8	5.6	1	0	2/2	2	2	25	17.4
SAN FRANCISCO	12/17/19	*	36	7-13	.538	0-1	.000	4-4	1.000	2/3/5	5.5	2	0	0/4	2	0	18	17.5
vs San Diego	12/21/19	*	35	6-11	.545	1-2	.500	6-6	1.000	3/8/11	6.0	3	0	1/2	1	5	19	17.6
KANSAS	12/29/19	*	32	5-7	.714	1-1	1.000	8-10	.800	1/3/4	5.8	3	0	1/8	0	2	19	17.7
CALIFORNIA	01/02/20																	
WASHINGTON	01/09/20																	
WASHINGTON ST	01/11/20																	
at UCLA	01/15/20																	
at USC	01/18/20																	
at California	01/26/20																	
OREGON ST	01/30/20																	
OREGON	02/01/20																	
at Utah	02/06/20																	
at Colorado	02/08/20																	
ARIZONA ST	02/13/20																	
ARIZONA	02/15/20																	
at Washington	02/20/20																	
at Washington St	02/23/20																	
UTAH	02/26/20																	
COLORADO	03/01/20																	
at Oregon St	03/05/20																	
at Oregon	03/07/20																	

CAREER STATS

YEAR	GP	GS	MIN	AVG	FG	FGA	PCT	3-POINT			FT	FTA	PCT	REBOUNDING				PF	FO	AST	TO	BLK	STL	PTS	AVG
								FG	FGA	PCT				OFF	DEF	TOT	AVG								
2017-18	35	11	844	24.1	77	149	.517	29	52	.558	35	55	.636	53	110	163	4.7	96	6	40	54	30	15	218	6.2
2018-19	31	31	877	28.3	113	242	.467	29	113	.257	41	60	.683	47	140	187	6.0	81	1	56	62	40	21	296	9.5
2019-20	13	13	367	28.2	84	136	.618	6	16	.375	56	67	.836	19	57	76	5.8	27	0	23	38	9	19	230	17.7
TOTAL	79	55	2088	26.4	274	527	.520	64	181	.354	132	182	.725	119	307	426	5.4	204	7	119	154	79	55	744	9.4



#14 SPENCER JONES

Freshman | Forward | 6-7 | 195

Roeland Park, Kan. | Bishop Miege | Undeclared

Three things to know...

- 1: Elite shooter on the wing, great defender
- 2: Committed to Stanford two weeks after first recruiting call
- 3: Led Bishop Miege to three state titles

Trending: Leads the Pac-12 with 36 made triples, has seventh-best percentage ... Has multiple 3-pointers in nine games.

FAST FIVE

Nickname: Jonesy

Working on specific area of his game: Shooting, defense and physicality. Being able to contribute efficiently on both sides of the ball.

Favorite class at Stanford: My Thinking Matters class about the definition of love.

Most people might not know: I was a Boy Scout for about 10 years

Stranded on an island, can listen to one album: 2014 Forest Hills Drive by J. Cole

JONES' CAREER HIGHS

Points17, vs. UNC Wilmington, 12/1/19
 FG 5, twice
 FGA11, vs. Cal St. Fullerton 11/9/19
 3FG5, vs. UNC Wilmington 12/1/19
 3FGA 8, three times
 FT 4, vs. William & Mary 11/21/19
 FTA 6, vs. William & Mary 11/21/19
 Rebounds 7, twice
 Assists2, twice
 Blocks 3, vs. Oklahoma 11/25/19
 Steals3, vs. Santa Clara 11/16/19
 Minutes37, vs. San Francisco 12/17/19

JONES' SEASON HIGHS

Points17, vs. UNC Wilmington, 12/1/19
 FG 5, twice
 FGA11, vs. Cal St. Fullerton 11/9/19
 3FG5, vs. UNC Wilmington 12/1/19
 3FGA 8, three times
 FT 4, vs. William & Mary 11/21/19
 FTA 6, vs. William & Mary 11/21/19
 Rebounds 7, twice
 Assists2, twice
 Blocks 3, vs. Oklahoma 11/25/19
 Steals3, vs. Santa Clara 11/16/19
 Minutes37, vs. San Francisco 12/17/19

2019-20 GAME-BY-GAME

Opponent	Date	GS	Min	FG-FGA	Pct	3FG-FGA	Pct	FT-FTA	Pct	O/D/T	Avg	PF	FO	A/T	B	S	P	Avg
MONTANA	11/06/19	*	23	3-7	.429	3-6	.500	0-0	.000	0/3/3	3.0	1	0	0/1	1	0	9	9.0
CS FULLERTON	11/09/19	*	29	4-11	.364	4-8	.500	0-0	.000	0/5/5	4.0	1	0	0/1	1	0	12	10.5
LONG BEACH ST.	11/12/19	*	25	3-7	.429	3-6	.500	0-0	.000	2/3/5	4.3	2	0	2/1	0	0	9	10.0
SANTA CLARA	11/16/19	*	23	2-5	.400	2-5	.400	1-2	.500	0/1/1	3.5	2	0	1/0	0	3	7	9.3
UMES	11/19/19	*	22	4-5	.800	4-5	.800	0-0	.000	1/2/3	3.4	1	0	1/0	1	2	12	9.8
WILLIAM & MARY	11/21/19	*	25	2-3	.667	1-2	.500	4-6	.667	2/1/3	3.3	2	0	0/1	1	0	9	9.7
vs Oklahoma	11/25/19	*	30	5-10	.500	4-8	.500	1-2	.500	3/4/7	3.9	1	0	0/0	3	2	15	10.4
vs Butler	11/26/19	*	35	4-7	.571	3-5	.600	0-0	.000	1/2/3	3.8	2	0	2/2	0	0	11	10.5
UNC WILMINGTON	12/01/19	*	22	5-9	.556	5-8	.625	2-2	1.000	0/7/7	4.1	0	0	0/0	2	0	17	11.2
at San Jose St.	12/14/19	*	29	2-8	.250	0-6	.000	0-0	.000	1/4/5	4.2	3	0	0/0	1	0	4	10.5
SAN FRANCISCO	12/17/19	*	37	3-8	.375	3-7	.429	1-1	1.000	0/5/5	4.3	0	0	1/0	0	0	10	10.5
vs San Diego	12/21/19	*	32	3-8	.375	2-6	.333	0-0	.000	1/4/5	4.3	0	0	1/1	1	0	8	10.3
KANSAS	12/29/19	*	33	2-6	.333	2-6	.333	0-0	.000	0/2/2	4.2	1	0	0/0	1	2	6	9.9
CALIFORNIA	01/02/20																	
WASHINGTON	01/09/20																	
WASHINGTON ST	01/11/20																	
at UCLA	01/15/20																	
at USC	01/18/20																	
at California	01/26/20																	
OREGON ST	01/30/20																	
OREGON	02/01/20																	
at Utah	02/06/20																	
at Colorado	02/08/20																	
ARIZONA ST	02/13/20																	
ARIZONA	02/15/20																	
at Washington	02/20/20																	
at Washington St	02/23/20																	
UTAH	02/26/20																	
COLORADO	03/01/20																	
at Oregon St	03/05/20																	
at Oregon	03/07/20																	

CAREER STATS

YEAR	GP	GS	MIN	AVG	FG	FGA	PCT	3-POINT			FT	FTA	PCT	REBOUNDING					PF	FO	AST	TO	BLK	STL	PTS	AVG
								FG	FGA	PCT				OFF	DEF	TOT	AVG									
2019-20	13	12	365	28.1	42	94	.447	36	78	.462	9	13	.692	11	43	54	4.2	16	0	8	7	12	9	129	9.9	
TOTAL	13	12	365	28.1	42	94	.447	36	78	.462	9	13	.692	11	43	54	4.2	16	0	8	7	12	9	129	9.9	



#15 RODNEY HERENTON

Senior | Guard | 6-1 | 185

Chicago, Ill. | Stevenson | International Relations

Three things to know...

- 1: Former walk-on, earned scholarship on team's foreign trip to Italy
- 2: All-around point guard, great teammate
- 3: Brother, Willie, plays basketball at Miami, other brother, Samuel, runs track at UCLA

FAST FIVE

Most people might not know: I taught myself how to play the piano.

Favorite class at Stanford: Real Estate Development and Finance

World Traveler: Traveled to India in the summer of 2017 as part of the Rubenstein-Bing Student-Athlete Civic Engagement program.

Stranded on an island, can listen to one album: Views by Drake

HERENTON'S CAREER HIGHS

Points 4, vs. Washington St. 2/28/19
 FG 2, vs. Washington St. 2/28/19
 FGA 2, three times
 3FG
 3FGA 1, twice
 FT 2, vs. Florida 11/23/17
 FTA 2, four times
 Rebounds 1, three times
 Assists 1, twice
 Blocks
 Steals 1, twice
 Minutes 4, three times

HERENTON'S SEASON HIGHS

Points 1, twice
 FG
 FGA 1, vs. Oklahoma 11/25/19
 3FG
 3FGA
 FT 1, twice
 FTA 2, twice
 Rebounds 1, vs. Oklahoma 11/25/19
 Assists 1, twice
 Blocks
 Steals 1, vs. William & Mary 11/21/19
 Minutes 4, twice

2019-20 GAME-BY-GAME

Opponent	Date	GS	Min	FG-FGA	Pct	3FG-FGA	Pct	FT-FTA	Pct	O/D/T	Avg	PF	FO	A/T	B	S	P	Avg
MONTANA	11/06/19		3	0-0	.000	0-0	.000	0-0	.000	0/0/0	0.0	1	0	0/0	0	0	0	0.0
CS FULLERTON	11/09/19		1	0-0	.000	0-0	.000	0-0	.000	0/0/0	0.0	1	0	0/0	0	0	0	0.0
LONG BEACH ST.	11/12/19		4	0-0	.000	0-0	.000	0-0	.000	0/0/0	0.0	0	0	0/0	0	0	0	0.0
SANTA CLARA	11/16/19		1	0-0	.000	0-0	.000	0-0	.000	0/0/0	0.0	0	0	0/0	0	0	0	0.0
UMES	11/19/19		4	0-0	.000	0-0	.000	1-2	.500	0/0/0	0.0	0	0	0/3	0	0	1	0.2
WILLIAM & MARY	11/21/19		3	0-0	.000	0-0	.000	0-0	.000	0/0/0	0.0	0	0	0/0	0	1	0	0.2
vs Oklahoma	11/25/19		1	0-1	.000	0-0	.000	0-0	.000	0/1/1	0.1	0	0	1/0	0	0	0	0.1
vs Butler	11/26/19	DNP																
UNC WILMINGTON	12/01/19		1	0-0	.000	0-0	.000	0-0	.000	0/0/0	0.1	0	0	0/0	0	0	0	0.1
at San Jose St.	12/14/19		2	0-0	.000	0-0	.000	1-2	.500	0/0/0	0.1	0	0	1/0	0	0	1	0.2
SAN FRANCISCO	12/17/19	DNP																
vs San Diego	12/21/19	DNP																
KANSAS	12/29/19	DNP																
CALIFORNIA	01/02/20																	
WASHINGTON	01/09/20																	
WASHINGTON ST	01/11/20																	
at UCLA	01/15/20																	
at USC	01/18/20																	
at California	01/26/20																	
OREGON ST	01/30/20																	
OREGON	02/01/20																	
at Utah	02/06/20																	
at Colorado	02/08/20																	
ARIZONA ST	02/13/20																	
ARIZONA	02/15/20																	
at Washington	02/20/20																	
at Washington St	02/23/20																	
UTAH	02/26/20																	
COLORADO	03/01/20																	
at Oregon St	03/05/20																	
at Oregon	03/07/20																	

CAREER STATS

YEAR	GP	GS	MIN	AVG	FG	FGA	PCT	3-POINT			FT	FTA	PCT	REBOUNDING				PF	FO	AST	TO	BLK	STL	PTS	AVG
								FG	FGA	PCT				OFF	DEF	TOT	AVG								
2016-17	5	0	5	1.0	1	4	.250	0	1	.000	0	2	.000	0	0	0	0.0	0	0	0	2	0	0	2	0.4
2017-18	6	0	10	1.7	1	2	.500	0	0	.000	2	2	1.000	0	1	1	0.2	0	0	0	0	0	0	4	0.7
2018-19	6	0	11	1.8	3	6	.500	0	1	.000	0	0	.000	0	1	1	0.2	0	0	0	0	0	1	6	1.0
2019-20	9	0	20	2.2	0	1	.000	0	0	.000	2	4	.500	0	1	1	0.1	2	0	2	3	0	1	2	0.2
TOTAL	26	0	46	1.8	5	13	.385	0	2	.000	4	8	.500	0	3	3	0.1	2	0	2	5	0	2	14	0.5

#21 DANIEL BEGOVICH

Junior | Forward | 6-5 | 200

San Francisco, Calif. | St. Ignatius College Prep | Undeclared

Three things to know...

- 1: Manager for first two seasons, earned spot on the team for 2019-20
- 2: Two brothers at Stanford, including Neal, a freshman on the men's basketball team
- 3: Can line up at guard or forward

FAST FIVE

Favorite class at Stanford: Experimental Economics

Stranded on an island, can listen to one album: This One's For You by Luke Combs

Most people might not know: I played tennis in high school and our team won the Nor-Cal State Championship twice.

First basketball interest: Going to games at Maples and playing in the front yard with my brothers

Who/what inspires you: The love for my dad and living on his legacy

Favorite TV show: Chicago Fire

BEGOVICH'S CAREER HIGHS

Points
FG
FGA
3FG
3FGA
FT
FTA
Rebounds1, vs. Oklahoma 11/25/19
Assists
Blocks
Steals
Minutes2, at San Jose St. 12/14/19

BEGOVICH'S SEASON HIGHS

Points
FG
FGA
3FG
3FGA
FT
FTA
Rebounds1, vs. Oklahoma 11/25/19
Assists
Blocks
Steals
Minutes2, at San Jose St. 12/14/19

2019-20 GAME-BY-GAME

Opponent	Date	GS	Min	FG-FGA	Pct	3FG-FGA	Pct	FT-FTA	Pct	O/D/T	Avg	PF	FO	A/T	B	S	P	Avg	
MONTANA	11/06/19	DNP																	
CS FULLERTON	11/09/19	DNP																	
LBSU	11/12/19	DNP																	
SANTA CLARA	11/16/19	DNP																	
UMES	11/19/19	DNP																	
WILLIAM & MARY	11/21/19	DNP																	
vs Oklahoma	11/25/19		1	0-0	.000	0-0	.000	0-0	.000	1/0/1	1.0	0	0	0/0	0	0	0	0.0	
vs Butler	11/26/19	DNP																	
UNC WILMINGTON	12/01/19		1	0-0	.000	0-0	.000	0-0	.000	0/0/0	0.5	0	0	0/0	0	0	0	0.0	
at San Jose St.	12/14/19		2	0-0	.000	0-0	.000	0-0	.000	0/0/0	0.3	1	0	0/1	0	0	0	0.0	
SAN FRANCISCO	12/17/19	DNP																	
vs San Diego	12/21/19	DNP																	
KANSAS	12/29/19	DNP																	
CALIFORNIA	01/02/20																		
WASHINGTON	01/09/20																		
WASHINGTON ST	01/11/20																		
at UCLA	01/15/20																		
at USC	01/18/20																		
at California	01/26/20																		
OREGON ST	01/30/20																		
OREGON	02/01/20																		
at Utah	02/06/20																		
at Colorado	02/08/20																		
ARIZONA ST	02/13/20																		
ARIZONA	02/15/20																		
at Washington	02/20/20																		
at Washington St	02/23/20																		
UTAH	02/26/20																		
COLORADO	03/01/20																		
at Oregon St	03/05/20																		
at Oregon	03/07/20																		

CAREER STATS

YEAR	GP	GS	MIN	AVG	FG	FGA	PCT	3-POINT			FT	FTA	PCT	REBOUNDING					PF	FO	AST	TO	BLK	STL	PTS	AVG	
								FG	FGA	PCT				OFF	DEF	TOT	AVG										
2019-20	3	0	4	1.3	0	0	.000	0	0	.000	0	0	.000	1	0	1	0.3	1	0	0	1	0	0	0	0	0	0.0
TOTAL	3	0	4	1.3	0	0	.000	0	0	.000	0	0	.000	1	0	1	0.3	1	0	0	1	0	0	0	0	0.0	



#22 JAMES KEEFE

Freshman | Forward | 6-9 | 220
Los Angeles, Calif. | Loyola | Undeclared

Three things to know...

- 1: Physical forward, tireless worker. Can defend both post positions.
- 2: Son of Adam Keefe, a nine-year NBA veteran and Stanford's all-time leading rebounder (1,119) and third-leading scorer (2,319), and Kristin Klein Keefe, an Olympian and four-time All-American on the Stanford volleyball team. Sisters Caitlin and Michaela play for Stanford's volleyball team.
- 3: Averged a double double as a senior, chose Stanford over Princeton, San Francisco and UC Irvine.

FAST FIVE

Nickname: None

Favorite class at Stanford: Principles of Economics

Part of game worked most on during offseason: I worked most on my body and especially spent a lot of time in the weight room.

Most people might not know: I was born in Oakland, Calif., and lived in Spain for two years.

Significance of jersey number: I idolize TJ Leaf who wears 22.

KEEFE'S CAREER HIGHS

Points 6, twice
FG 3, twice
FGA 4, twice
3FG
3FGA
FT 4, vs. San Francisco
FTA 7, vs. San Francisco
Rebounds 7, vs. Oklahoma 11/25/19
Assists 1, vs. Oklahoma 11/25/19
Blocks 1, four times
Steals 1, three times
Minutes 18, twice

KEEFE'S SEASON HIGHS

Points 6, twice
FG 3, twice
FGA 4, twice
3FG
3FGA
FT 4, vs. San Francisco
FTA 7, vs. San Francisco
Rebounds 7, vs. Oklahoma 11/25/19
Assists 1, vs. Oklahoma 11/25/19
Blocks 1, four times
Steals 1, three times
Minutes 18, twice

2019-20 GAME-BY-GAME

Opponent	Date	GS	Min	FG-FGA	Pct	3FG-FGA	Pct	FT-FTA	Pct	O/D/T	Avg	PF	FO	A/T	B	S	P	Avg
MONTANA	11/06/19	11	1-3	.333	0-0	.000	0-0	.000	0/1/1	1.0	0	0	0/0	1	0	2	2.0	
CS FULLERTON	11/09/19	18	1-2	.500	0-0	.000	3-3	1.000	0/4/4	2.5	3	0	0/0	1	0	5	3.5	
LONG BEACH ST.	11/12/19	12	3-4	.750	0-0	.000	0-0	.000	0/1/1	2.0	0	0	0/1	0	0	6	4.3	
SANTA CLARA	11/16/19	12	2-2	1.000	0-0	.000	0-0	.000	1/3/4	2.5	4	0	0/0	1	0	4	4.3	
UMES	11/19/19	12	1-3	.333	0-0	.000	0-0	.000	1/1/2	2.4	2	0	0/1	0	0	2	3.8	
WILLIAM & MARY	11/21/19	8	1-2	.500	0-0	.000	1-3	.333	0/1/1	2.2	1	0	0/0	0	0	3	3.7	
vs Oklahoma	11/25/19	11	0-2	.000	0-0	.000	0-0	.000	1/6/7	2.9	1	0	1/1	0	1	0	3.1	
vs Butler	11/26/19	9	1-1	1.000	0-0	.000	0-1	.000	0/3/3	2.9	0	0	0/0	0	0	2	3.0	
UNC WILMINGTON	12/01/19	8	2-3	.667	0-0	.000	0-0	.000	0/1/1	2.7	0	0	0/0	0	0	4	3.1	
at San Jose St.	12/14/19	15	3-4	.750	0-0	.000	0-2	.000	0/4/4	2.8	3	0	0/0	0	1	6	3.4	
SAN FRANCISCO	12/17/19	18	0-2	.000	0-0	.000	4-7	.571	1/3/4	2.9	3	0	0/1	1	1	4	3.5	
vs San Diego	12/21/19	8	0-0	.000	0-0	.000	0-2	.000	0/1/1	2.8	2	0	0/1	0	0	0	3.2	
KANSAS	12/29/19	5	0-0	.000	0-0	.000	0-0	.000	0/0/0	2.5	2	0	0/0	0	0	0	2.9	
CALIFORNIA	01/02/20																	
WASHINGTON	01/09/20																	
WASHINGTON ST	01/11/20																	
at UCLA	01/15/20																	
at USC	01/18/20																	
at California	01/26/20																	
OREGON ST	01/30/20																	
OREGON	02/01/20																	
at Utah	02/06/20																	
at Colorado	02/08/20																	
ARIZONA ST	02/13/20																	
ARIZONA	02/15/20																	
at Washington	02/20/20																	
at Washington St	02/23/20																	
UTAH	02/26/20																	
COLORADO	03/01/20																	
at Oregon St	03/05/20																	
at Oregon	03/07/20																	

CAREER STATS

YEAR	GP	GS	MIN	AVG	FG	FGA	PCT	3-POINT			FT	FTA	PCT	REBOUNDING					PF	FO	AST	TO	BLK	STL	PTS	AVG
								FG	FGA	PCT				OFF	DEF	TOT	AVG									
2019-20	13	0	147	11.3	15	28	.536	0	0	.000	8	18	.444	4	29	33	2.5	21	0	1	5	4	3	38	2.9	
TOTAL	13	0	147	11.3	15	28	.536	0	0	.000	8	18	.444	4	29	33	2.5	21	0	1	5	4	3	38	2.9	



#23 NEAL BEGOVICH

Freshman | Forward | 6-9 | 220

San Francisco, Calif. | St. Ignatius College Prep | Undeclared

Three things to know...

- 1: Redshirting 2019-20 season
- 2: Two brothers at Stanford, including Daniel, a junior on the men's basketball team
- 3: Can play either forward position, excellent shooter

FAST FIVE

Favorite class at Stanford: Math 51

Favorite TV show: Power

Significance behind jersey number: 21 is the same number worn by my late father, Dan, who played at California in the late 1970's.

Most people might not know: Played doubles in tennis with brother in high school and won a state championship.

BEGOVIČ'S CAREER HIGHS

Points
FG
FGA
3FG
3FGA
FT
FTA
Rebounds
Assists
Blocks
Steals
Minutes

BEGOVIČ'S SEASON HIGHS

Points
FG
FGA
3FG
3FGA
FT
FTA
Rebounds
Assists
Blocks
Steals
Minutes

2019-20 GAME-BY-GAME

Opponent	Date	GS	Min	FG-FGA	Pct	3FG-FGA	Pct	FT-FTA	Pct	O/D/T	Avg	PF	FO	A/T	B	S	P	Avg	
MONTANA	11/06/19	DNP																	
CS FULLERTON	11/09/19	DNP																	
LBSU	11/12/19	DNP																	
SANTA CLARA	11/16/19	DNP																	
UMES	11/19/19	DNP																	
WILLIAM & MARY	11/21/19	DNP																	
vs Oklahoma	11/25/19	DNP																	
vs Butler	11/26/19	DNP																	
UNC WILMINGTON	12/01/19	DNP																	
at San Jose St.	12/14/19	DNP																	
SAN FRANCISCO	12/17/19	DNP																	
vs San Diego	12/21/19	DNP																	
KANSAS	12/29/19	DNP																	
CALIFORNIA	01/02/20																		
WASHINGTON	01/09/20																		
WASHINGTON ST	01/11/20																		
at UCLA	01/15/20																		
at USC	01/18/20																		
at California	01/26/20																		
OREGON ST	01/30/20																		
OREGON	02/01/20																		
at Utah	02/06/20																		
at Colorado	02/08/20																		
ARIZONA ST	02/13/20																		
ARIZONA	02/15/20																		
at Washington	02/20/20																		
at Washington St	02/23/20																		
UTAH	02/26/20																		
COLORADO	03/01/20																		
at Oregon St	03/05/20																		
at Oregon	03/07/20																		

CAREER STATS

YEAR	GP	GS	MIN	AVG	FG	FGA	PCT	3-POINT			FT	FTA	PCT	REBOUNDING				PF	FO	AST	TO	BLK	STL	PTS	AVG	
								FG	FGA	PCT				OFF	DEF	TOT	AVG									
2019-20	0	0	0	0.0	0	0	.000	0	0	.000	0	0	.000	0	0	0	0.0	0	0	0	0	0	0	0	0	0.0
TOTAL	0	0	0	0.0	0	0	.000	0	0	.000	0	0	.000	0	0	0	0.0	0	0	0	0	0	0	0	0.0	



#24 SAM BESKIND

Redshirt Freshman | Guard | 6-4 | 193

Tuscon, Ariz. | Catalina Foothills | Communication

Three things to know...

- 1: Former walk-on, earned scholarship on team's foreign trip to Italy
- 2: Off-ball guard, tough, hard-nosed shooter.
- 3: Completed internship over the summer with Home Court, working with basketball shot tracking

FAST FIVE

Favorite class at Stanford: Perspectives on the Good Life

Most people might not know: Favorite sport to watch on TV is tennis.

Who/what inspires you: My mom, who was a walk-on at the University of Washington. She still holds the high jump record and is a member of their Hall of Fame. She is also the kindest person I know.

Teammate fun fact: Isaac gets 5+ sample cups every time at Yogurtland.

BESKIND'S CAREER HIGHS

Points3, vs. Long Beach St. 11/12/19
 FG1, vs. Long Beach St. 11/12/19
 FGA1, three times
 3FG1, vs. Long Beach St. 11/12/19
 3FGA1, three times
 FT-
 FTA-
 Rebounds ... 2, vs. Maryland Eastern Shore 11/19/19
 Assists 1, vs. Long Beach St. 11/12/19
 Blocks 1, vs. William & Mary 11/21/19
 Steals-
 Minutes 5, vs. Maryland Eastern Shore 11/19/19

BESKIND'S SEASON HIGHS

Points3, vs. Long Beach St. 11/12/19
 FG1, vs. Long Beach St. 11/12/19
 FGA1, three times
 3FG1, vs. Long Beach St. 11/12/19
 3FGA1, three times
 FT-
 FTA-
 Rebounds ... 2, vs. Maryland Eastern Shore 11/19/19
 Assists 1, vs. Long Beach St. 11/12/19
 Blocks 1, vs. William & Mary 11/21/19
 Steals-
 Minutes 5, vs. Maryland Eastern Shore 11/19/19

2019-20 GAME-BY-GAME

Opponent	Date	GS	Min	FG-FGA	Pct	3FG-FGA	Pct	FT-FTA	Pct	O/D/T	Avg	PF	FO	A/T	B	S	P	Avg	
MONTANA	11/06/19	DNP																	
CS FULLERTON	11/09/19		1	0-0	.000	0-0	.000	0-0	.000	0/0/0	0.0	0	0	0/0	0	0	0	0.0	
LONG BEACH ST.	11/12/19		3	1-1	1.000	1-1	1.000	0-0	.000	0/0/0	0.0	0	0	1/0	0	0	3	1.5	
SANTA CLARA	11/16/19		1	0-0	.000	0-0	.000	0-0	.000	0/0/0	0.0	0	0	0/0	0	0	0	1.0	
UMES	11/19/19		5	0-0	.000	0-0	.000	0-0	.000	0/2/2	0.5	2	0	0/0	0	0	0	0.8	
WILLIAM & MARY	11/21/19		4	0-0	.000	0-0	.000	0-0	.000	0/0/0	0.4	0	0	0/0	1	0	0	0.6	
vs Oklahoma	11/25/19		2	0-1	.000	0-1	.000	0-0	.000	0/0/0	0.3	0	0	0/0	0	0	0	0.5	
vs Butler	11/26/19	DNP																	
UNC WILMINGTON	12/01/19		2	0-1	.000	0-1	.000	0-0	.000	0/0/0	0.3	0	0	0/0	0	0	0	0.4	
at San Jose St.	12/14/19		2	0-0	.000	0-0	.000	0-0	.000	0/0/0	0.3	0	0	0/0	0	0	0	0.4	
SAN FRANCISCO	12/17/19	DNP																	
vs San Diego	12/21/19		1	0-0	.000	0-0	.000	0-0	.000	0/0/0	0.2	0	0	0/1	0	0	0	0.3	
KANSAS	12/29/19	DNP																	
CALIFORNIA	01/02/20																		
WASHINGTON	01/09/20																		
WASHINGTON ST	01/11/20																		
at UCLA	01/15/20																		
at USC	01/18/20																		
at California	01/26/20																		
OREGON ST	01/30/20																		
OREGON	02/01/20																		
at Utah	02/06/20																		
at Colorado	02/08/20																		
ARIZONA ST	02/13/20																		
ARIZONA	02/15/20																		
at Washington	02/20/20																		
at Washington St	02/23/20																		
UTAH	02/26/20																		
COLORADO	03/01/20																		
at Oregon St	03/05/20																		
at Oregon	03/07/20																		

CAREER STATS

YEAR	GP	GS	MIN	AVG	FG	FGA	PCT	3-POINT			FT	FTA	PCT	REBOUNDING					PTS	AVG					
								FG	FGA	PCT				OFF	DEF	TOT	AVG	PF			FO	AST	TO	BLK	STL
2018-19	1	0	1	1.0	0	0	.000	0	0	.000	0	0	.000	0	0	0	0.0	0	0	0	0	0	0	0	0.0
2019-20	9	0	21	2.3	1	3	.333	1	3	.333	0	0	.000	0	2	2	0.2	2	0	1	1	1	0	3	0.3
TOTAL	10	0	22	2.2	1	3	.333	1	3	.333	0	0	.000	0	2	2	0.2	2	0	1	1	1	0	3	0.3



#32 LUKAS KISUNAS

Sophomore | Forward | 6-10 | 245

Vilnius, Lithuania | Brewster Academy (N.H.) | Undeclared

Three things to know...

- 1: Hard-nosed forward/center, terrific rebounder
- 2: Competed at 2017 FIBA U18 European Championships in Slovakia, helping Lithuania to a third-place finish
- 3: Chose Stanford over Arizona and UConn

Trending: Leads the team in offensive rebounds

FAST FIVE

Nickname: As a freshman, assistant coach Jesse Pruitt named me "Lucash"

Favorite class at Stanford: Psychology 1

Most people might not know: Award-winning photographer

Languages: Speaks Lithuanian and English, in addition to some Russian

Who/what inspires you: The chance to grow and get better as a person and as a player. I love progressing in life and taking a step forward every day.

Stranded on an island, can listen to one album: Until Death Call My Name by NBA YoungBoy

KISUNAS' CAREER HIGHS

Points 8, vs. Santa Clara 11/16/19
 FG 4, vs. Santa Clara 11/16/19
 FGA 7, vs. Santa Clara 11/16/19
 3FG
 3FGA
 FT 2, eight times
 FTA 4, at San Jose St. 12/14/19
 Rebounds 10, vs. Santa Clara 11/16/19
 Assists 2, twice
 Blocks 2, vs. Portland St. 11/28/18
 Steals 3, vs. UNC Wilmington 12/1/19
 Minutes 20, vs. Santa Clara 11/16/19

KISUNAS' SEASON HIGHS

Points 8, vs. Santa Clara 11/16/19
 FG 4, vs. Santa Clara 11/16/19
 FGA 7, vs. Santa Clara 11/16/19
 3FG
 3FGA
 FT 2, three times
 FTA 4, at San Jose St. 12/14/19
 Rebounds 10, vs. Santa Clara 11/16/19
 Assists 2, twice
 Blocks 1, three times
 Steals 3, vs. UNC Wilmington 12/1/19
 Minutes 20, vs. Santa Clara 11/16/19

2019-20 GAME-BY-GAME

Opponent	Date	GS	Min	FG-FGA	Pct	3FG-FGA	Pct	FT-FTA	Pct	O/D/T	Avg	PF	FO	A/T	B	S	P	Avg
MONTANA	11/06/19	*	16	1-2	.500	0-0	.000	1-1	1.000	1/2/3	3.0	0	0	0/0	1	0	3	3.0
CS FULLERTON	11/09/19		7	1-2	.500	0-0	.000	0-0	.000	2/0/2	2.5	3	0	0/1	0	0	2	2.5
LONG BEACH ST.	11/12/19		10	2-4	.500	0-0	.000	0-0	.000	4/3/7	4.0	1	0	0/2	0	0	4	3.0
SANTA CLARA	11/16/19		20	4-7	.571	0-0	.000	0-2	.000	3/7/10	5.5	3	0	1/2	0	0	8	4.3
UMES	11/19/19		11	1-2	.500	0-0	.000	0-0	.000	1/1/2	4.8	3	0	2/3	0	0	2	3.8
WILLIAM & MARY	11/21/19		13	0-1	.000	0-0	.000	0-1	.000	0/2/2	4.3	1	0	1/1	0	0	0	3.2
vs Oklahoma	11/25/19		5	1-1	1.000	0-0	.000	0-0	.000	2/0/2	4.0	3	0	0/0	0	0	2	3.0
vs Butler	11/26/19		8	0-2	.000	0-0	.000	0-0	.000	1/1/2	3.8	0	0	0/0	0	0	0	2.6
UNC WILMINGTON	12/01/19		15	0-0	.000	0-0	.000	2-2	1.000	2/3/5	3.9	1	0	2/1	1	3	2	2.6
at San Jose St.	12/14/19		8	2-5	.400	0-0	.000	2-4	.500	3/1/4	3.9	3	0	0/2	0	0	6	2.9
SAN FRANCISCO	12/17/19	*	10	0-0	.000	0-0	.000	0-0	.000	1/2/3	3.8	0	0	0/2	0	0	0	2.6
vs San Diego	12/21/19		7	0-0	.000	0-0	.000	0-1	.000	0/1/1	3.6	1	0	0/0	0	0	0	2.4
KANSAS	12/29/19		14	1-2	.500	0-0	.000	2-3	.667	1/3/4	3.6	1	0	1/1	1	1	4	2.5
CALIFORNIA	01/02/20																	
WASHINGTON	01/09/20																	
WASHINGTON ST	01/11/20																	
at UCLA	01/15/20																	
at USC	01/18/20																	
at California	01/26/20																	
OREGON ST	01/30/20																	
OREGON	02/01/20																	
at Utah	02/06/20																	
at Colorado	02/08/20																	
ARIZONA ST	02/13/20																	
ARIZONA	02/15/20																	
at Washington	02/20/20																	
at Washington St	02/23/20																	
UTAH	02/26/20																	
COLORADO	03/01/20																	
at Oregon St	03/05/20																	
at Oregon	03/07/20																	

CAREER STATS

YEAR	GP	GS	MIN	AVG	FG	FGA	PCT	3-POINT			FT	FTA	PCT	REBOUNDING					PF	FO	AST	TO	BLK	STL	PTS	AVG
								FG	FGA	PCT				OFF	DEF	TOT	AVG									
2018-19	28	0	172	6.1	17	33	.515	0	0	.000	11	18	.611	16	33	49	1.8	30	0	4	10	7	1	45	1.6	
2019-20	13	2	144	11.1	13	28	.464	0	0	.000	7	14	.500	21	26	47	3.6	20	0	7	15	3	4	33	2.5	
TOTAL	41	2	316	7.7	30	61	.492	0	0	.000	18	32	.563	37	59	96	2.3	50	0	11	25	10	5	78	1.9	

Official Basketball Box Score -- Game Totals -- Final Statistics
Montana vs Stanford
 11/06/19 7:00 pm at Stanford, Calif. (Maples Pavilion)

Montana 62 • 0-1

#	Player	Total			Rebounds			PF	TP	A	TO	Blk	Stl	Min
		FG-FGA	FG-FGA	FT-FTA	Off	Def	Tot							
00	Kyle Owens	1-3	0-2	1-2	0	0	0	3	3	0	0	0	0	18
23	Mack Anderson	0-3	0-0	0-0	0	1	1	3	0	0	0	1	0	13
02	Kendal Manuel	2-8	2-5	1-2	2	3	5	1	7	0	4	0	0	27
03	Josh Vazquez	4-11	2-7	1-2	0	5	5	1	11	1	3	0	1	37
04	Sayed Pridgett	8-13	0-1	1-1	0	10	10	1	17	6	6	2	3	39
10	Timmy Falls	0-2	0-1	0-0	0	3	3	0	0	2	3	0	0	19
01	Eddy Egun	3-6	2-3	1-2	0	1	1	1	9	0	0	0	1	19
35	Derrick Carter-Holli	5-6	1-1	4-5	3	3	6	3	15	0	1	1	1	28
	Team				0	0	0							
Totals		23-52	7-20	9-14	5	26	31	13	62	9	17	4	6	200

FG % 1st Half: 11-25 44.0% 2nd half: 12-27 44.4% Game: 23-52 44.2%
 3FG % 1st Half: 3-10 30.0% 2nd half: 4-10 40.0% Game: 7-20 35.0%
 FT % 1st Half: 3-5 60.0% 2nd half: 6-9 66.7% Game: 9-14 64.3%

Stanford 73 • 1-0

#	Player	Total			Rebounds			PF	TP	A	TO	Blk	Stl	Min
		FG-FGA	FG-FGA	FT-FTA	Off	Def	Tot							
13	da Silva, Oscar	1-7	1-2	6-6	0	4	4	2	21	1	3	1	3	24
32	Kisunas, Lukas	1-2	0-0	1-1	1	2	3	0	3	0	0	1	0	16
01	Davis, Daejon	1-5	0-0	0-0	0	2	2	2	2	4	1	0	5	33
02	Wills, Bryce	4-6	0-0	3-4	0	3	3	4	11	4	2	1	1	31
03	Terry, Tyrell	5-12	1-3	2-2	0	4	4	2	13	4	1	0	3	28
04	White, Isaac	2-4	2-4	0-0	0	1	1	0	6	0	0	0	0	12
11	Delaire, Jaiden	3-5	0-2	0-0	0	2	2	0	6	0	1	0	1	19
12	Fitzmorris, Keenan	0-0	0-0	0-0	0	1	1	0	0	0	0	0	0	0+
14	Jones, Spencer	3-7	3-6	0-0	0	3	3	1	9	0	1	1	0	23
15	Herenton, Rodney	0-0	0-0	0-0	0	0	0	1	0	0	0	0	0	3
22	Keefe, James	1-3	0-0	0-0	0	1	1	0	2	0	0	1	0	11
	Team				0	4	4							
Totals		27-54	7-17	12-13	1	27	28	12	73	13	10	5	13	200

FG % 1st Half: 10-22 45.5% 2nd half: 17-32 53.1% Game: 27-54 50.0%
 3FG % 1st Half: 3-6 50.0% 2nd half: 4-11 36.4% Game: 7-17 41.2%
 FT % 1st Half: 7-8 87.5% 2nd half: 5-5 100.0% Game: 12-13 92.3%

Officials: Kelly Pfeifer, David Hall, Randy McCall
 Technical fouls: Montana-None. Stanford-None.
 Attendance: 2930

Score by periods	1st	2nd	Total
Montana	28	34	62
Stanford	30	43	73

Points	In	Off	2nd	Fast	Bench
MONT	16	8	4	4	24
STAN	30	21	3	10	23

Last FG - MONT 2nd-00:45, STAN 2nd-03:44.
 Largest lead - MONT by 6 1st-05:19, STAN by 26 2nd-07:30.
 MONT led for 14:55, STAN led for 21:38, Game was tied for 03:27.

Official Basketball Box Score -- Game Totals -- Final Statistics
Long Beach St. vs Stanford
 11/12/19 6:00 pm at Stanford, Calif. (Maples Pavilion)

Long Beach St. 58 • 1-2

#	Player	Total			Rebounds			PF	TP	A	TO	Blk	Stl	Min
		FG-FGA	FG-FGA	FT-FTA	Off	Def	Tot							
24	Joshua Morgan	2-2	0-0	2-4	1	1	2	2	6	3	1	3	1	25
01	Michael Carter III	0-9	0-6	2-2	0	4	4	3	2	2	5	0	1	27
02	Jordan Roberts	0-2	0-0	0-0	1	1	2	2	0	0	2	0	0	13
14	Colin Slater	3-11	1-6	0-1	0	1	1	3	7	2	1	0	1	24
31	Chance Hunter	2-4	1-1	0-0	0	1	1	2	5	0	2	0	1	15
03	Drew Cobb	2-4	0-0	1-1	2	4	6	0	5	1	0	1	0	23
10	Max De Geest	5-9	3-7	0-0	2	0	2	0	13	1	1	0	1	20
11	Jordan Griffin	5-6	2-3	0-0	0	0	0	0	12	0	2	0	1	14
12	Breyon Jackson	0-0	0-0	1-2	0	0	0	1	1	0	2	0	0	9
13	Romelle Mansel	0-1	0-0	0-0	0	6	6	2	0	0	2	2	0	15
32	Trevar Irish	3-6	0-0	0-0	1	2	3	2	6	0	1	1	0	12
40	Jeffrey Yan	0-0	0-0	1-2	0	1	1	0	1	0	0	0	0	3
	Team				2	0	2							
Totals		22-54	7-23	7-12	9	21	30	17	58	9	19	7	6	200

FG % 1st Half: 9-27 33.3% 2nd half: 13-27 48.1% Game: 22-54 40.7%
 3FG % 1st Half: 2-9 22.2% 2nd half: 5-14 35.7% Game: 7-23 30.4%
 FT % 1st Half: 2-4 50.0% 2nd half: 5-8 62.5% Game: 7-12 58.3%

Stanford 86 • 3-0

#	Player	Total			Rebounds			PF	TP	A	TO	Blk	Stl	Min
		FG-FGA	FG-FGA	FT-FTA	Off	Def	Tot							
13	da Silva, Oscar	4-8	0-0	4-4	1	6	7	3	12	4	2	0	2	24
14	Jones, Spencer	3-7	3-6	0-0	2	3	5	2	9	2	1	0	0	25
01	Davis, Daejon	3-3	2-2	0-0	0	2	2	4	8	3	2	0	1	23
02	Wills, Bryce	3-7	1-4	0-0	0	3	3	0	7	1	2	1	2	26
03	Terry, Tyrell	6-9	1-3	1-2	0	3	3	0	14	6	1	0	2	30
04	White, Isaac	3-7	2-5	1-1	1	2	3	0	9	3	0	0	1	13
11	Delaire, Jaiden	7-11	0-0	0-0	1	1	2	1	14	3	0	1	1	25
12	Fitzmorris, Keenan	0-4	0-2	0-0	1	1	2	1	0	0	0	0	0	5
15	Herenton, Rodney	0-0	0-0	0-0	0	0	0	0	0	0	0	0	0	4
22	Keefe, James	3-4	0-0	0-0	0	1	1	0	6	0	1	0	0	12
24	Beskind, Sam	1-1	1-1	0-0	0	0	0	0	3	1	0	0	0	3
32	Kisunas, Lukas	2-4	0-0	0-0	4	3	7	1	4	0	2	0	0	10
	Team				0	3	3							
Totals		35-65	10-23	6-7	10	28	38	12	86	23	12	1	9	200

FG % 1st Half: 20-32 62.5% 2nd half: 15-33 45.5% Game: 35-65 53.8%
 3FG % 1st Half: 5-13 38.5% 2nd half: 5-10 50.0% Game: 10-23 43.5%
 FT % 1st Half: 2-3 66.7% 2nd half: 4-4 100.0% Game: 6-7 85.7%

Officials: D.G. Nelson, Michael Irving, Mike Reed
 Technical fouls: Long Beach St.-None. Stanford-None.
 Attendance: 2558

Score by periods	1st	2nd	Total
Long Beach St.	22	36	58
Stanford	47	39	86

Points	In	Off	2nd	Fast	Bench
LBSU	14	7	8	2	38
STAN	50	27	8	16	36

Official Basketball Box Score -- Game Totals -- Final Statistics
Cal St. Fullerton vs Stanford
 11/09/19 8:00 pm at Stanford, Calif. (Maples Pavilion)

Cal St. Fullerton 54 • 0-2

#	Player	Total			Rebounds			PF	TP	A	TO	Blk	Stl	Min
		FG-FGA	FG-FGA	FT-FTA	Off	Def	Tot							
05	Davon Clare	1-7	0-3	2-2	2	13	15	4	4	0	2	1	0	32
33	Johnny Wang	2-4	0-0	0-0	3	1	4	2	4	0	0	0	0	21
02	Daniel Venzant	3-4	1-1	2-2	1	1	2	1	9	1	2	0	1	29
10	Austen Awosika	2-13	0-3	5-8	2	5	7	2	9	2	3	0	1	36
11	Wayne Arnold	6-15	2-10	0-0	0	3	3	2	14	0	2	0	2	30
01	Brandon Kamga	4-13	1-4	1-4	2	5	7	4	10	2	3	0	2	27
12	Mojus Mojus	0-1	0-1	0-0	0	0	0	0	0	1	0	0	0	6
15	Emmanuel Taban	0-0	0-0	0-0	0	0	0	1	0	0	0	0	0	3
24	Josh Pitts	2-2	0-0	0-3	3	1	4	3	4	0	4	0	0	16
	Team				1	1	2							
Totals		20-59	4-22	10-19	14	30	44	19	54	6	16	1	6	200

FG % 1st Half: 8-29 27.6% 2nd half: 12-30 40.0% Game: 20-59 33.9%
 3FG % 1st Half: 2-9 22.2% 2nd half: 2-13 15.4% Game: 4-22 18.2%
 FT % 1st Half: 1-4 25.0% 2nd half: 9-15 60.0% Game: 10-19 52.6%

Stanford 70 • 2-0

#	Player	Total			Rebounds			PF	TP	A	TO	Blk	Stl	Min
		FG-FGA	FG-FGA	FT-FTA	Off	Def	Tot							
13	da Silva, Oscar	5-8	0-2	4-7	1	2	3	4	14	0	2	0	0	26
14	Jones, Spencer	4-11	4-8	0-0	0	5	5	1	12	0	1	1	0	29
01	Davis, Daejon	6-7	1-1	1-5	0	5	5	1	14	2	3	1	3	33
02	Wills, Bryce	0-3	0-1	4-7	0	7	7	1	4	5	3	1	0	35
03	Terry, Tyrell	5-12	0-4	2-2	0	3	3	1	12	3	4	0	3	35
04	White, Isaac	0-1	0-1	0-0	0	0	0	0	0	0	1	0	0	4
11	Delaire, Jaiden	2-2	0-0	1-2	0	1	1	2	5	0	0	0	1	10
12	Fitzmorris, Keenan	1-2	0-0	0-0	1	0	1	0	2	0	0	0	0	1
15	Herenton, Rodney	0-0	0-0	0-0	0	0	0	1	0	0	0	0	0	1
22	Keefe, James	1-												

Official Basketball Box Score -- Game Totals -- Final Statistics
Maryland Eastern Shore vs Stanford
11/19/19 7:00 pm at Stanford, Calif. (Maples Pavilion)

Maryland Eastern Shore 55 - 0-5

#	Player	Total			3-Ptr			Rebounds			PF	TP	A	TO	Blk	Stl	Min
		FG-FGA	FG-FGA	FT-FTA	FG-FGA	FG-FGA	FT-FTA	Off	Def	Tot							
22	Gabriel Gyamfi	f	3-5	0-1	0-0	2	3	5	3	6	0	1	2	3	24		
02	Ty Gibson	g	2-6	0-3	3-3	0	1	1	3	7	3	4	0	1	20		
03	Canaan Bartley	g	3-7	2-2	2-2	1	2	3	1	10	1	1	0	1	25		
10	Glen Anderson	g	3-4	1-1	1-2	1	2	3	2	8	2	6	0	1	30		
11	Ahmad Frost	g	2-4	2-3	0-0	0	4	4	2	6	2	1	0	1	22		
04	Kevon Voyles		1-4	0-1	0-1	0	1	1	2	2	0	0	0	10			
05	Da'Shawn Phillip		3-12	2-8	0-0	1	2	3	3	8	1	0	0	1	21		
14	Bruce Guy		2-6	0-0	0-0	2	1	3	2	4	1	1	0	2	21		
24	Walter Prevost		1-4	0-0	2-4	2	0	2	4	4	1	3	2	0	27		
	Team					1	1	2			1						
	Totals		20-52	7-19	8-12	10	17	27	22	55	11	18	5	9	200		

FG % 1st Half: 5-20 25.0% 2nd half: 15-32 46.9% Game: 20-52 38.5%
 3FG % 1st Half: 1-4 25.0% 2nd half: 6-15 40.0% Game: 7-19 36.8%
 FT % 1st Half: 5-9 55.6% 2nd half: 3-3 100.0% Game: 8-12 66.7%

Stanford 76 - 5-0

#	Player	Total			3-Ptr			Rebounds			PF	TP	A	TO	Blk	Stl	Min
		FG-FGA	FG-FGA	FT-FTA	FG-FGA	FG-FGA	FT-FTA	Off	Def	Tot							
13	da Silva, Oscar	f	5-8	0-1	6-6	1	3	4	0	16	3	2	0	0	17		
14	Jones, Spencer	f	4-5	4-5	0-0	1	2	3	1	12	1	0	1	2	22		
01	Davis, Daejon	g	2-5	1-1	0-0	0	2	2	0	5	4	3	0	1	24		
02	Wills, Bryce	g	0-2	0-1	0-0	0	6	6	1	0	2	2	0	0	27		
03	Terry, Tyrell	g	4-7	2-3	0-0	0	3	3	0	10	2	0	0	3	24		
04	White, Isaac		2-5	1-3	0-0	1	3	4	1	5	1	0	0	0	24		
11	Delaire, Jaiden		7-10	1-1	6-9	2	2	2	2	21	1	3	2	2	25		
12	Fitzmorris, Keenan		1-3	0-2	0-1	0	0	0	0	2	0	2	0	0	5		
15	Herenton, Rodney		0-0	0-0	1-2	0	0	0	0	1	0	3	0	0	4		
22	Keefe, James		1-3	0-0	0-0	1	1	2	2	2	0	1	0	0	12		
24	Beskind, Sam		0-0	0-0	0-0	0	2	2	2	0	0	0	0	0	5		
32	Kisunas, Lukas		1-2	0-0	0-0	1	1	2	3	2	2	3	0	0	11		
	Team					2	2	4									
	Totals		27-50	9-17	13-18	9	25	34	12	76	16	19	3	8	200		

FG % 1st Half: 16-26 61.5% 2nd half: 11-24 45.8% Game: 27-50 54.0%
 3FG % 1st Half: 6-7 85.7% 2nd half: 3-10 30.0% Game: 9-17 52.9%
 FT % 1st Half: 6-10 60.0% 2nd half: 5-8 62.5% Game: 13-18 72.2%

Officials: Glen Mayberry, Nate Harris, Verne Harris
 Technical fouls: Maryland Eastern Shore-None. Stanford-None.
 Attendance: 2173

Score by periods	1st	2nd	Total
Maryland Eastern Shore	16	39	55
Stanford	46	30	76

	Points	In Paint	Off T/O	2nd Chance	Fast Break	Bench
UMES	24	18	8	8	18	18
STAN	36	23	12	12	33	33

Official Basketball Box Score -- Game Totals -- Final Statistics
William & Mary vs Stanford
11/21/19 7:00 pm at Stanford, Calif. (Maples Pavilion)

William & Mary 50 - 4-2

#	Player	Total			3-Ptr			Rebounds			PF	TP	A	TO	Blk	Stl	Min
		FG-FGA	FG-FGA	FT-FTA	FG-FGA	FG-FGA	FT-FTA	Off	Def	Tot							
11	Andy Van Vliet	f	4-11	3-6	0-1	0	5	5	2	11	2	2	0	2	30		
13	Nathan Knight	c	2-4	1-2	2-3	0	5	5	5	7	1	6	1	1	21		
02	Tyler Hamilton	g	0-2	0-0	2-2	0	2	2	3	2	0	0	0	0	22		
05	Bryce Barnes	g	3-12	0-3	0-0	1	1	2	4	6	1	3	0	0	23		
12	Luke Loewe	g	4-9	0-1	1-3	0	2	2	1	9	3	1	0	1	30		
10	Rainers Hermanovskis		0-2	0-0	0-0	2	0	2	1	0	1	0	0	1	19		
15	Miguel Ayesa		2-4	0-2	0-0	1	0	1	2	4	0	1	0	0	20		
21	Quinn Blair		3-5	2-3	0-0	0	1	1	2	10	0	2	0	0	24		
20	Thatcher Stone		0-1	0-0	0-0	0	0	0	0	0	0	1	0	0	2		
30	Mehkel Harvey		0-0	0-0	1-4	0	0	0	1	1	0	1	0	0	9		
	Team					1	4	5									
	Totals		18-50	6-17	8-16	5	20	25	21	50	8	17	1	5	200		

FG % 1st Half: 10-24 41.7% 2nd half: 8-26 30.8% Game: 18-50 36.0%
 3FG % 1st Half: 4-8 50.0% 2nd half: 2-9 22.2% Game: 6-17 35.3%
 FT % 1st Half: 1-5 20.0% 2nd half: 7-11 63.6% Game: 8-16 50.0%

Stanford 81 - 6-0

#	Player	Total			3-Ptr			Rebounds			PF	TP	A	TO	Blk	Stl	Min
		FG-FGA	FG-FGA	FT-FTA	FG-FGA	FG-FGA	FT-FTA	Off	Def	Tot							
13	da Silva, Oscar	f	5-8	0-1	4-4	0	2	2	3	14	1	2	1	0	23		
14	Jones, Spencer	f	2-3	1-2	4-6	2	1	3	2	9	0	1	0	0	25		
01	Davis, Daejon	g	4-8	2-2	4-4	0	2	2	3	14	4	3	1	3	29		
02	Wills, Bryce	g	2-6	0-2	1-1	0	7	7	3	5	1	2	1	0	29		
03	Terry, Tyrell	g	8-11	5-7	0-2	0	10	10	0	21	3	3	0	3	29		
04	White, Isaac		1-4	0-2	2-3	0	3	3	0	4	0	0	0	0	13		
11	Delaire, Jaiden		2-3	0-0	5-6	1	3	4	3	9	1	0	1	1	21		
12	Fitzmorris, Keenan		1-1	0-0	0-0	1	0	1	3	2	0	2	0	0	3		
15	Herenton, Rodney		0-0	0-0	0-0	0	0	0	0	0	0	0	0	1	3		
22	Keefe, James		1-2	0-0	1-3	0	1	1	1	3	0	0	0	0	8		
24	Beskind, Sam		0-0	0-0	0-0	0	0	0	0	0	0	0	1	0	4		
32	Kisunas, Lukas		0-1	0-0	0-1	0	2	2	1	0	1	1	0	0	13		
	Team					1	3	4									
	Totals		26-47	8-16	21-30	5	34	39	19	81	11	15	6	8	200		

FG % 1st Half: 14-25 56.0% 2nd half: 12-22 54.5% Game: 26-47 55.3%
 3FG % 1st Half: 4-6 66.7% 2nd half: 4-10 40.0% Game: 8-16 50.0%
 FT % 1st Half: 7-10 70.0% 2nd half: 14-20 70.0% Game: 21-30 70.0%

Officials: Tom Spitznagel, Gregory Nixon, Deron White
 Technical fouls: William & Mary-None. Stanford-Davis, Daejon.
 Attendance: 2502

Score by periods	1st	2nd	Total
William & Mary	25	25	50
Stanford	39	42	81

	Points	In Paint	Off T/O	2nd Chance	Fast Break	Bench
W&M	18	9	2	3	15	18
STAN	34	24	9	10	18	18

Last FG - W&M 2nd-02:51, STAN 2nd-02:16.
 Largest lead - W&M by 1 1st-16:38, STAN by 32 2nd-03:25.
 W&M led for 00:41. STAN led for 38:14. Game was tied for 01:05.

Official Basketball Box Score -- Game Totals -- Final Statistics
Stanford vs Oklahoma
11/25/19 8:30 pm at Kansas City, Mo. (Sprint Center)

Stanford 73 - 7-0

#	Player	Total			3-Ptr			Rebounds			PF	TP	A	TO	Blk	Stl	Min
		FG-FGA	FG-FGA	FT-FTA	FG-FGA	FG-FGA	FT-FTA	Off	Def	Tot							
13	da Silva, Oscar	f	4-11	1-2	0-0	2	9	11	2	9	1	4	0	2	30		
14	Jones, Spencer	f	5-10	4-8	1-2	3	4	7	1	15	0	0	3	2	30		
01	Davis, Daejon	g	3-9	2-5	0-0	0	2	2	1	8	4	3	1	1	32		
02	Wills, Bryce	g	4-7	0-1	2-7	1	2	3	3	10	2	1	0	0	30		
03	Terry, Tyrell	g	7-17	2-7	4-4	1	10	11	1	20	3	0	2	3	30		
04	White, Isaac		1-1	1-1	2-2	1	0	1	0	5	0	0	0	0	5		
11	Delaire, Jaiden		0-5	0-0	4-4	0	2	2	2	4	0	2	0	2	21		
12	Fitzmorris, Keenan		0-0	0-0	0-0	0	0	0	1	0	0	1	0	0	2		
15	Herenton, Rodney		0-1	0-0	0-0	0	1	1	0	0	1	0	0	0	1		
21	Begovich, Daniel		0-0	0-0	0-0	1	0	1	0	0	0	0	0	0	1		
22	Keefe, James		0-2	0-0	0-0	1	6	7	1	0	1	1	0	1	11		
24	Beskind, Sam		0-1	0-1	0-0	0	0	0	0	0	0	0	0	0	2		
32	Kisunas, Lukas		1-1	0-0	0-0	2	0	2	3	2	0	0	0	0	5		
	Team					3	0	3									
	Totals		25-65	10-25	13-19	15	36	51	15	73	12	14	4	10	200		

FG % 1st Half: 13-36 36.1% 2nd half: 12-29 41.4% Game: 25-65 38.5%
 3FG % 1st Half: 5-11 45.5% 2nd half: 5-14 35.7% Game: 10-25 40.0%
 FT % 1st Half: 2-4 50.0% 2nd half: 11-15 73.3% Game: 13-19 68.4%

Oklahoma 54 - 5-1

#	Player	Total			3-Ptr			Rebounds			PF	TP	A	TO	Blk	Stl	Min

Official Basketball Box Score -- Game Totals -- Final Statistics
UNC Wilmington vs Stanford
12/01/19 1:00 pm at Stanford, Calif. (Maples Pavilion)

UNC Wilmington 54 - 5-5

#	Player	Total			3-Ptr			Rebounds			PF	TP	A	TO	Blk	Stl	Min
		FG-FGA	FG-FGA	FT-FTA	FG-FGA	FG-FGA	FT-FTA	Off	Def	Tot							
23	Marten Linssen	f	6-9	0-0	0-0	2	2	4	2	12	0	2	0	0	0	17	
04	Mike Okauru	f	2-8	1-1	0-0	0	4	4	3	5	5	2	0	1	33		
05	Jake Boggs	g	3-6	3-5	0-0	1	1	2	2	9	1	1	0	0	13		
10	Kai Toews	g	0-5	0-2	0-0	0	5	5	2	0	5	3	0	0	23		
30	Jaylen Sims	g	4-11	4-8	0-0	0	5	5	2	12	1	2	0	0	36		
01	Brian Tolefree	g	4-5	1-2	0-0	0	1	1	1	9	0	3	0	0	23		
02	Shykeim Phillips	g	1-6	0-0	0-0	1	0	1	1	2	1	1	0	0	22		
22	Brent Jenkins	g	0-0	0-0	0-0	0	0	0	0	0	0	0	0	0	1		
24	Imajae Dodd	g	1-1	0-0	0-2	0	2	2	2	2	1	1	0	0	20		
32	John Bowen	g	1-4	1-3	0-0	0	2	2	0	3	0	0	0	0	12		
Team						3	1	4									
Totals			22-55	10-21	0-2	7	23	30	15	54	14	15	0	2	200		
FG % 1st Half:			8-25	32.0%	2nd half:	14-30	46.7%	Game:	22-55	40.0%						Deadball	
3FG % 1st Half:			3-8	37.5%	2nd half:	7-13	53.8%	Game:	10-21	47.6%						Rebounds	
FT % 1st Half:			0-2	0.0%	2nd half:	0-0	0.0%	Game:	0-2	0.0%						1	

Stanford 72 - 8-1

#	Player	Total			3-Ptr			Rebounds			PF	TP	A	TO	Blk	Stl	Min
		FG-FGA	FG-FGA	FT-FTA	FG-FGA	FG-FGA	FT-FTA	Off	Def	Tot							
13	da Silva, Oscar	f	11-14	1-2	3-4	1	4	5	0	26	0	0	1	1	29		
14	Jones, Spencer	f	5-9	5-8	2-2	0	7	7	0	17	0	0	2	0	22		
01	Davis, Daejon	g	2-4	0-1	0-1	0	2	2	1	4	5	3	0	1	34		
02	Wills, Bryce	g	2-5	0-2	0-0	0	5	5	2	4	4	2	1	1	30		
03	Terry, Tyrell	g	4-10	1-5	0-0	2	2	4	3	9	5	4	0	0	28		
04	White, Isaac	g	2-5	1-4	0-0	1	0	1	0	5	1	0	0	0	13		
11	Delaire, Jaiden	g	0-3	0-2	1-2	0	1	1	1	1	0	0	0	0	15		
12	Fitzmorris, Keenan	g	0-0	0-0	0-0	0	0	0	0	0	0	0	0	0	2		
15	Herenton, Rodney	g	0-0	0-0	0-0	0	0	0	0	0	0	0	0	0	1		
21	Begovich, Daniel	g	0-0	0-0	0-0	0	0	0	0	0	0	0	0	0	1		
22	Keefe, James	g	2-3	0-0	0-0	0	1	1	0	4	0	0	0	0	8		
24	Beskind, Sam	g	0-1	0-1	0-0	0	0	0	0	0	0	0	0	0	2		
32	Kisunas, Lukas	g	0-0	0-0	2-2	2	3	5	1	2	2	1	1	3	15		
Team						0	2	2									
Totals			28-54	8-25	8-11	6	27	33	8	72	17	10	5	6	200		
FG % 1st Half:			16-33	48.5%	2nd half:	12-21	57.1%	Game:	28-54	51.9%						Deadball	
3FG % 1st Half:			6-16	37.5%	2nd half:	2-9	22.2%	Game:	8-25	32.0%						Rebounds	
FT % 1st Half:			0-1	0.0%	2nd half:	8-10	80.0%	Game:	8-11	72.7%						0	

Officials: Larry Sciroto,Deldre Carr,Randy McCall
 Technical fouls: UNC Wilmington-None. Stanford-None.
 Attendance: 3298

Score by periods	1st	2nd	Total
UNC Wilmington	19	35	54
Stanford	38	34	72

In	Off	2nd	Fast	Bench
Paint	T/O	Chance	Break	
UNCW	22	2	2	4
STAN	38	18	6	12

Last FG - UNCW 2nd-01:09, STAN 2nd-00:35.
 Largest lead - UNCW None, STAN by 25 2nd-08:44.
 UNCW led for 00:00. STAN led for 39:45. Game was tied for 00:15.

Score tied - 0 times.
 Lead changed - 0 times.

Official Basketball Box Score -- Game Totals -- Final Statistics
San Francisco vs Stanford
12/17/19 6:00 pm at Stanford, Calif. (Maples Pavilion)

San Francisco 56 - 9-3

#	Player	Total			3-Ptr			Rebounds			PF	TP	A	TO	Blk	Stl	Min
		FG-FGA	FG-FGA	FT-FTA	FG-FGA	FG-FGA	FT-FTA	Off	Def	Tot							
10	Josh Kunen	f	0-5	0-1	0-0	2	4	6	3	0	0	6	0	1	19		
05	Jimbo Lull	c	1-2	0-1	0-0	0	3	3	4	2	1	1	1	1	30		
01	Jamaree Bouyea	g	7-11	1-4	0-0	1	1	2	2	15	4	3	0	3	33		
14	Charles Minlend	g	7-14	3-6	1-4	2	5	7	1	18	3	3	0	0	30		
25	Jordan Ratinho	g	2-6	1-4	1-2	1	0	1	1	6	0	2	0	0	29		
00	Khalil Shabazz	g	2-8	0-4	1-2	0	2	2	4	5	0	4	0	4	12		
11	Remu Raitanen	g	1-4	1-4	0-0	0	5	5	2	3	1	2	0	1	26		
12	Trevante Anderson	g	0-2	0-1	0-0	0	1	1	0	0	0	0	0	0	7		
22	Dzmitry Ryuny	g	2-5	2-5	1-1	0	1	1	1	7	1	1	0	0	14		
Team						5	1	6									
Totals			22-57	8-30	4-9	11	23	34	18	56	10	22	1	10	200		
FG % 1st Half:			10-27	37.0%	2nd half:	12-30	40.0%	Game:	22-57	38.6%						Deadball	
3FG % 1st Half:			3-12	25.0%	2nd half:	5-18	27.8%	Game:	8-30	26.7%						Rebounds	
FT % 1st Half:			1-4	25.0%	2nd half:	3-5	60.0%	Game:	4-9	44.4%						3	

Stanford 64 - 10-1

#	Player	Total			3-Ptr			Rebounds			PF	TP	A	TO	Blk	Stl	Min
		FG-FGA	FG-FGA	FT-FTA	FG-FGA	FG-FGA	FT-FTA	Off	Def	Tot							
13	da Silva, Oscar	f	7-13	0-1	4-4	2	3	5	2	18	0	4	2	0	36		
14	Jones, Spencer	f	3-8	3-7	1-1	0	5	5	0	10	1	0	0	0	37		
32	Kisunas, Lukas	f	0-0	0-0	0-0	1	2	3	0	0	0	2	0	0	10		
01	Davis, Daejon	g	8-11	0-0	2-3	0	3	3	3	18	4	5	2	3	39		
02	Wills, Bryce	g	5-11	1-2	1-2	1	4	5	0	12	1	4	0	2	38		
04	White, Isaac	g	0-0	0-0	2-2	0	2	2	1	2	0	2	0	0	9		
11	Delaire, Jaiden	g	0-3	0-1	0-0	0	3	3	2	0	0	1	0	0	13		
22	Keefe, James	g	0-2	0-0	4-7	1	3	4	3	4	0	1	1	1	18		
Team						0	1	1									
Totals			23-48	4-11	14-19	5	26	31	11	64	6	19	5	6	200		
FG % 1st Half:			8-26	30.8%	2nd half:	15-22	68.2%	Game:	23-48	47.9%						Deadball	
3FG % 1st Half:			2-8	25.0%	2nd half:	2-3	66.7%	Game:	4-11	36.4%						Rebounds	
FT % 1st Half:			0-1	0.0%	2nd half:	14-18	77.8%	Game:	14-19	73.7%						2	

Officials: Crystal Hogan,Chris Rastatter,David Hall
 Technical fouls: San Francisco-Remu Raitanen. Stanford-None.
 Attendance: 3303

Score by periods	1st	2nd	Total
San Francisco	24	32	56
Stanford	18	46	64

In	Off	2nd	Fast	Bench
Paint	T/O	Chance	Break	
USF	26	12	7	5
STAN	38	17	2	11

Last FG - USF 2nd-00:18, STAN 2nd-00:37.
 Largest lead - USF by 11 2nd-19:05, STAN by 9 2nd-00:37.
 USF led for 27:22. STAN led for 07:48. Game was tied for 04:50.

Score tied - 5 times.
 Lead changed - 2 times.

Official Basketball Box Score -- Game Totals -- Final Statistics
Stanford vs San Jose St.
12/14/19 4:00 pm at San Jose, Calif. (SJSU Event Center)

Stanford 78 - 9-1

#	Player	Total			3-Ptr			Rebounds			PF	TP	A	TO	Blk	Stl	Min
		FG-FGA	FG-FGA	FT-FTA	FG-FGA	FG-FGA	FT-FTA	Off	Def	Tot							
13	da Silva, Oscar	f	11-17	0-0	3-5	3	5	8	1	25	2	2	2	2	30		
14	Jones, Spencer	f	2-8	0-6	0-0	1	4	5	3	4	0	0	1	0	29		
01	Davis, Daejon	g	1-1	0-0	0-0	0	0	0	0	4	2	0	2	0	14		
02	Wills, Bryce	g	2-6	1-1	0-0	0	7	7	2	5	1	1	1	1	26		
03	Terry, Tyrell	g	3-10	0-3	5-6	1	7	8	2	11	5	3	0	2	32		
04	White, Isaac	g	3-4	3-4	3-4	1	2	3	0	12	1	4	0	0	18		
11	Delaire, Jaiden	g	3-5	0-2	0-0	1	3	4	0	6	1	3	0	0	20		
12	Fitzmorris, Keenan	g	0-0	0-0	0-0	0	0	0	0	0	0	0	0	0	2		
15	Herenton, Rodney	g	0-0	0-0	1-2	0	0	0	0	0	1	1	0	0	2		
21	Begovich, Daniel	g	0-0	0-0	0-0	0	0	0	0	1	0	1	0	0	2		
22	Keefe, James	g	3-4	0-0	0-2	0	4	4	3	6	0	0	0	1	15		
24	Beskind, Sam	g	0-0	0-0	0-0	0	0	0	0	0	0	0	0	0	2		
32	Kisunas, Lukas	g	2-5	0-0	2-4	3	1	4	3	6	0	2					

Official Basketball Box Score -- Game Totals -- Final Statistics
#5/5 Kansas vs Stanford
12/29/19 12:00 pm at

#5/5 Kansas 72 • 10-2,0-0 Big 12

#	Player	Total			3-Ptr			Rebounds			PF	TP	A	TO	Blk	Stl	Min
		FG-FGA	FG-FGA	FT-FTA	FG-FGA	FG-FGA	FT-FTA	Off	Def	Tot							
33	David McCormack	f	0-1	0-0	0-0	1	1	2	2	0	0	3	0	1	11		
35	Udoka Azubuike	c	1-2	0-0	0-5	7	6	13	4	2	1	5	0	0	27		
00	Marcus Garrett	g	5-8	0-1	2-2	0	5	5	4	12	4	3	1	1	30		
01	Devon Dotson	g	5-15	0-4	4-4	1	3	4	2	14	3	2	0	4	33		
30	Ochai Agbaji	g	5-11	2-6	2-4	0	3	3	3	14	2	3	0	2	33		
02	Christian Braun		3-6	3-4	0-1	2	0	2	1	9	1	0	0	0	19		
04	Isaiah Moss		6-12	4-7	1-1	1	2	3	0	17	1	1	0	1	27		
13	Tristan Enaruna		1-1	0-0	0-1	0	3	3	0	2	1	2	0	0	11		
20	Michael Jankovich		0-0	0-0	0-0	0	0	0	0	0	0	0	0	0	1		
22	Silvio DeSousa		1-2	0-0	0-0	0	2	2	2	2	0	1	0	0	8		
	Team					3	4	7				1					
	Totals		27-58	9-22	9-18	15	29	44	18	72	13	21	1	9	200		

FG % 1st Half: 12-32 37.5% 2nd half: 15-26 57.7% Game: 27-58 46.6% Deadball Rebounds 4
 3FG % 1st Half: 3-14 21.4% 2nd half: 6-8 75.0% Game: 9-22 40.9%
 FT % 1st Half: 1-3 33.3% 2nd half: 8-15 53.3% Game: 9-18 50.0%

Stanford 56 • 11-2,0-0 Pac-12

#	Player	Total			3-Ptr			Rebounds			PF	TP	A	TO	Blk	Stl	Min
		FG-FGA	FG-FGA	FT-FTA	FG-FGA	FG-FGA	FT-FTA	Off	Def	Tot							
13	da Silva, Oscar	f	5-7	1-1	8-10	1	3	4	3	19	1	8	0	2	32		
14	Jones, Spencer	f	2-6	2-6	0-0	0	2	2	1	6	0	0	1	2	33		
01	Davis, Daejon	g	3-11	1-5	1-2	0	2	2	4	8	3	2	1	0	38		
02	Wills, Bryce	g	2-8	0-1	0-0	0	3	3	1	4	2	2	0	3	31		
03	Terry, Tyrell	g	4-13	1-6	1-1	0	4	4	3	10	3	4	0	2	30		
04	White, Isaac		1-1	0-0	0-0	1	0	1	0	2	0	0	0	0	6		
11	Delaire, Jaiden		1-2	1-1	0-0	0	1	1	1	3	0	1	0	0	11		
22	Keefe, James		0-0	0-0	0-0	0	0	0	2	0	0	0	0	0	5		
32	Kisunas, Lukas		1-2	0-0	2-3	1	3	4	1	4	1	1	1	1	14		
	Team					1	3	4				1					
	Totals		19-50	6-20	12-16	4	21	25	16	56	10	19	3	10	200		

FG % 1st Half: 5-23 21.7% 2nd half: 14-27 51.9% Game: 19-50 38.0% Deadball Rebounds 2
 3FG % 1st Half: 1-9 11.1% 2nd half: 5-11 45.5% Game: 6-20 30.0%
 FT % 1st Half: 7-9 77.8% 2nd half: 5-7 71.4% Game: 12-16 75.0%

Officials: Chris Raastatter, John Higgins, Tony Padilla
 Technical fouls: #5/5 Kansas-None. Stanford-None.
 Attendance: 6582
 2019-20 Men's Basketball. Round: 0. Kansas vs Stanford. Played at Maples Pavil

Score by periods	1st	2nd	Total
#5/5 Kansas	28	44	72
Stanford	18	38	56

Points	In Paint	Off T/O	2nd Chance	Fast Break	Bench
KU	32	18	12	10	30
STAN	24	14	4	13	9

Last FG - KU 2nd-02:27. STAN 2nd-00:46.
 Largest lead - KU by 22 2nd-05:38. STAN None.
 KU led for 39:27. STAN led for 00:00. Game was tied for 00:33.

Score tied - 0 times.
 Lead changed - 0 times.

2019-20 Stanford Men's Basketball
Stanford Combined Team Statistics (as of Dec 29, 2019)
All games

RECORD:	OVERALL	HOME	AWAY	NEUTRAL
ALL GAMES	11-2	8-1	1-0	2-1
CONFERENCE	0-0	0-0	0-0	0-0
NON-CONFERENCE	11-2	8-1	1-0	2-1

##	Player	gp-gs	min	avg	Total		3-Point		F-Throw		Rebounds				pf	dq	a	to	blk	stl	pts	avg
					fg-fga	fg%	3fg-fga	3fg%	ft-fa	ft%	off	def	tot	avg								
13	da Silva, Oscar	13-13	367	28.2	84-136	.618	6-16	.375	56-67	.836	19	57	76	5.8	27	0	23	38	9	19	230	17.7
03	Terry, Tyrell	12-12	369	30.8	65-141	.461	22-58	.379	30-34	.882	6	57	63	5.3	17	0	40	30	0	24	182	15.2
14	Jones, Spencer	13-12	365	28.1	42-94	.447	36-78	.462	9-13	.692	11	43	54	4.2	16	0	8	7	12	9	129	9.9
01	Davis, Daejon	13-13	413	31.8	43-90	.478	10-23	.435	12-22	.545	2	36	38	2.9	29	0	45	34	8	24	108	8.3
02	Wills, Bryce	13-13	390	30.0	31-76	.408	4-19	.211	14-29	.483	4	53	57	4.4	23	0	31	30	8	13	80	6.2
11	Delaire, Jaiden	13-0	217	16.7	28-56	.500	3-12	.250	20-27	.741	6	20	26	2.0	16	0	6	16	5	8	79	6.1
04	White, Isaac	12-0	123	10.3	15-34	.441	10-25	.400	10-12	.833	7	13	20	1.7	2	0	7	7	0	1	50	4.2
22	Keefe, James	13-0	147	11.3	15-28	.536	0-0	.000	8-18	.444	4	29	33	2.5	21	0	1	5	4	3	38	2.9
32	Kisunas, Lukas	13-2	144	11.1	13-28	.464	0-0	.000	7-14	.500	21	26	47	3.6	20	0	7	15	3	4	33	2.5
12	Fitzmorris, Keenan	9-0	20	2.2	3-10	.300	0-4	.000	0-1	.000	3	2	5	0.6	5	0	0	5	0	0	6	0.7
24	Beskind, Sam	9-0	21	2.3	1-3	.333	1-3	.333	0-0	.000	0	2	2	0.2	2	0	1	1	1	0	3	0.3
15	Herenton, Rodney	9-0	20	2.2	0-1	.000	0-0	.000	2-4	.500	0	1	1	0.1	2	0	2	3	0	1	2	0.2
21	Begovich, Daniel	3-0	4	1.3	0-0	.000	0-0	.000	0-0	.000	1	0	1	0.3	1	0	0	1	0	0	0	0.0
Team											11	27	38				9					
Total.....		13	2600		340-697	.488	92-238	.387	168-241	.697	95	366	461	35.5	181	0	171	201	50	106	940	72.3
Opponents.....		13	2600		286-731	.391	86-286	.301	106-179	.592	121	307	428	32.9	240	-	132	220	41	82	764	58.8

TEAM STATISTICS	STAN	OPP	Date	Opponent	Score	Att.
SCORING	940	764	11/06/19	MONTANA	w 73-62	2930
Points per game	72.3	58.8	11/09/19	CAL ST. FULLERTON	w 70-54	2756
Scoring margin	+13.5	-	11/12/19	LONG BEACH ST.	w 86-58	2558
FIELD GOALS-ATT	340-697	286-731	11/16/19	SANTA CLARA	w 82-64	3491
Field goal pct	.488	.391	11/19/19	MARYLAND EASTERN SHORE	w 76-55	2173
3 POINT FG-ATT	92-238	86-286	11/21/19	WILLIAM & MARY	w 81-50	2502
3-point FG pct	.387	.301	# 11/25/19	vs Oklahoma	w 73-54	8963
3-pt FG made per game	7.1	6.6	# 11/26/19	vs Butler	L 67-68	8506
FREE THROWS-ATT	168-241	106-179	12/01/19	UNC WILMINGTON	w 72-54	3298
Free throw pct	.697	.592	12/14/19	at San Jose St.	w 78-58	2898
F-Throws made per game	12.9	8.2	12/17/19	SAN FRANCISCO	w 64-56	3303
REBOUNDS	461	428	\$ 12/21/19	vs San Diego	w 62-59	3586
Rebounds per game	35.5	32.9	12/29/19	#5/5 KANSAS	L 56-72	6582
Rebounding margin	+2.5	-				
ASSISTS	171	132				
Assists per game	13.2	10.2	* = Pac-12			
TURNOVERS	201	220	# = Hall of Fame Classic; Kansas City, Mo.			
Turnovers per game	15.5	16.9	\$ = Al Attles Classic; San Francisco, Calif.			
Turnover margin	+1.5	-				
Assist/turnover ratio	0.9	0.6				
STEALS	106	82				
Steals per game	8.2	6.3				
BLOCKS	50	41				
Blocks per game	3.8	3.2				
ATTENDANCE	29593	23953				
Home games-Avg/Game	9-3288	1-2898				
Neutral site-Avg/Game	-	3-7018				

Score by Periods	1st	2nd	Totals
Stanford	436	504	940
Opponents	314	450	764



1 Daejon Davis

G • 6-3 • 185 • Jr.
Seattle, Wash.
Garfield HS



2 Bryce Wills

G • 6-6 • 195 • So.
White Plains, N.Y.
Iona Preparatory School




3 Tyrell Terry

G • 6-2 • 160 • Fr.
Minneapolis, Minn.
DeLaSalle HS



4 Isaac White

G • 6-2 • 180 • Jr.
Adelaide, Australia
Sacred Heart College HS




5 Kodye Pugh

F • 6-8 • 205 • R-Jr.
Baltimore, Md.
Blair Academy (N.J.)



11 Jaiden Delaire

F • 6-9 • 200 • So.
North Granby, Conn.
Granby Memorial




12 Keenan Fitzmorris

C • 7-0 • 210 • R-Fr.
Overland Park, Kan.
New Hampton School (N.H.)



13 Oscar da Silva

F • 6-9 • 225 • Jr.
Munich, Germany
Ludwig Gymnasium



14 Spencer Jones

F • 6-7 • 195 • Fr.
Roeland Park, Kan.
Bishop Medge HS



15 Rodney Herenton

G • 6-1 • 185 • Sr.
Chicago, Ill.
Stevenson HS



21 Daniel Begovich

G • 6-5 • 200 • Jr.
San Francisco, Calif.
St. Ignatius College Prep



22 James Keefe

F • 6-9 • 220 • Fr.
Los Angeles, Calif.
Loyola HS



23 Neal Begovich

F • 6-9 • 220 • Fr.
San Francisco, Calif.
St. Ignatius College Prep



24 Sam Beskind

G • 6-4 • 193 • R-Fr.
Tucson, Ariz.
Catalina Foothills HS



32 Lukas Kisunas

F • 6-10 • 245 • So.
Vilnius, Lithuania
Brewster Academy (N.H.)



Jerod Haase

Anne and Tony
Joseph Director of
Men's Basketball



Jeff Wulbrun

James C. Gaither
Associate Head Coach
of Men's Basketball




Adam Cohen

Associate
Head Coach



Jesse Pruitt

Assistant
Coach



David Berkun

Director of
Operations



Tom Orlich

Assistant to the
Head Coach




Mike Chatman

Sports Performance
Coach



Jack Frost

Program
Assistant



Trevor Stanback

Student
Assistant Coach