

2019-20 GAME NOTES



STANFORD MEN'S BASKETBALL



@STANFORDMBB

CONTACT: Zach Reynolds (Assistant Director, Communications) | 541-419-0615 | zreynold@stanford.edu

2019-20 SCHEDULE AND RESULTS

NOVEMBER

6 (Wed.)	Montana	W, 73-62	P12NET
9 (Sat.)	Cal State Fullerton	W, 70-54	P12NET
12 (Tue.)	Long Beach State	W, 86-58	P12NET
16 (Sat.)	Santa Clara	W, 82-64	P12NET
19 (Tue.)	Maryland Eastern Shore	W, 76-55	P12NET
21 (Thu.)	William & Mary	W, 81-50	P12NET
25 (Mon.)	Oklahoma (1)	W, 73-54	ESPN2
26 (Tue.)	Butler (1)	L, 68-67	ESPN2

DECEMBER

1 (Sun.)	UNC Wilmington	W, 72-54	P12NET
14 (Sat.)	at San Jose State	W, 78-58	CBSSN
17 (Tue.)	San Francisco	W, 64-56	P12NET
21 (Sat.)	San Diego (2)	W, 62-59	P12NET
29 (Sun.)	No. 5/5 Kansas	L, 72-56	ABC

JANUARY

2 (Thu.)	• California	W, 68-52	ESPN2
9 (Thu.)	• Washington	W, 61-55	FS1
11 (Sat.)	• Washington State	W, 88-62	P12NET
15 (Wed.)	• at UCLA	W, 74-59	P12NET
18 (Sat.)	• at USC	3:30 p.m.	P12NET
26 (Sun.)	• at California	3 p.m.	ESPNU
30 (Thu.)	• Oregon State	8 p.m.	P12NET

FEBRUARY

1 (Sat.)	• Oregon	3 p.m.	P12NET
6 (Thu.)	• at Utah	7 p.m.	P12NET
8 (Sat.)	• at Colorado	3 p.m.	P12NET
13 (Thu.)	• Arizona State	8 p.m.	ESPN2/U
15 (Sat.)	• Arizona	7:30 p.m.	P12NET
20 (Thu.)	• at Washington	7 p.m.	P12NET
23 (Sun.)	• at Washington State	5 p.m.	ESPNU
26 (Wed.)	• Utah	7 p.m.	P12NET

MARCH

1 (Sun.)	• Colorado	3 p.m.	ESPNU
5 (Thu.)	• at Oregon State	6 p.m.	P12NET
7 (Sat.)	• at Oregon	8 p.m.	FS1
11 (Wed.)	Pac-12 Tournament (3)	-	-
12 (Thu.)	Pac-12 Tournament (3)	-	-
13 (Fri.)	Pac-12 Tournament (3)	-	-
14 (Sat.)	Pac-12 Tournament (3)	-	-

• Pac-12 game

Bold indicates home game

- (1) Hall of Fame Classic at Kansas City, Mo.
- (2) Al Attles Classic at San Francisco, Calif.
- (3) Pac-12 Tournament at Las Vegas, Nev.



#RV/25 STANFORD

15-2, 4-0 Pac-12



USC

14-3, 3-1 Pac-12

VS.

GAME INFORMATION

Date.....	Jan. 18, 2020
Tip-Off Time.....	3:30 p.m.
Venue	Galen Center (10,258)
TV	Pac-12 Network
Talent	JB Long, Don MacLean
Stanford Radio.....	GoStanford.com/TuneIn
Talent	Scott Reiss, John Platz
All-Time Series.....	Stanford leads, 127-126
Last Meeting	W, 79-76 (Feb. 13, 2019)
Streak.....	W1

SETTING THE SCENE

No. RV/25 Stanford (15-2, 4-0 Pac-12) continues its three-game Pac-12 road trip on Saturday, Jan. 18 when it travels to the Galen Center to face USC (14-3, 3-1 Pac-12). The contest will air on Pac-12 Networks at 3:30 p.m.

THE OPENING TIP

- Stanford sits alone atop the Pac-12 table as the only undefeated team in conference play (4-0). The Cardinal's .882 overall winning percentage paces the conference, and is sixth-best nationally.
- Junior Oscar da Silva leads the team with 15.9 points per game, a mark which ranks 11th in the conference. He also holds the 20th-best national mark in field goal percentage (61.0).
- Stanford held 12 of its 13 non-conference opponents below 70 points and limited its first three Pac-12 foes to an average of 57.0 points per game. The program boasts the best overall scoring defense in the Pac-12 (58.4), and the seventh-best nationally.
- The Cardinal is 4-0 in Pac-12 play for the first time since 2003-04. The 2003-04 team, which went 30-2 (17-1 Pac-10), won its first 17 conference games.
- Stanford is looking for its first win in the Galen Center since 2014-15, while the programs split a pair a year ago. The Cardinal is 7-3 against the Trojans in the past 10 meetings.

BACK IN THE RANKINGS

Stanford climbed into the national rankings for the first time since Jan. 19, 2015 with a No. 25 ranking in the USA Today coaches' poll, which was also where the Cardinal sat in 2015. The program sits 20 votes shy of a top-25 rank in the AP poll as the second team out.

WEEKLY HONORS

Point guard Tyrell Terry was named the Pac-12 Freshman of the Week on Jan. 13 after his impressive weekend against the Washington schools. Terry averaged 16.5 points per game, including a career-best 22 against the Cougars and 11 vs. the Huskies, including the go-ahead 3-pointer with 1:37 to go.

PROBABLE STARTERS

No.	Player	Pos.	Ht.	Wt.	Yr.	PPG	RPG	APG
1	Daejon Davis	G	6-3	185	Jr.	8.9	3.3	3.8
2	Bryce Wills	G	6-6	195	So.	6.5	4.2	2.5
3	Tyrell Terry	G	6-2	160	Fr.	15.8	5.4	3.4
13	Oscar da Silva	F	6-9	225	Jr.	15.9	5.5	1.6
14	Spencer Jones	F	6-7	195	Fr.	9.7	3.8	0.7

OFF THE BENCH

4	Isaac White	G	6-2	180	Jr.	4.5	1.6	0.6
5	Kodye Pugh (OUT FOR SEASON - INJURY)	F	6-8	205	R-Jr.	---	---	---
11	Jaiden Delaire	F	6-9	200	So.	5.8	1.9	0.6
12	Keenan Fitzmorris	C	7-0	210	R-Fr.	0.5	0.6	0.0
15	Rodney Herenton	G	6-1	185	Sr.	0.2	0.1	0.3
21	Daniel Begovich	G	6-5	200	Jr.	0.0	0.3	0.0
22	James Keefe	F	6-9	220	Fr.	3.1	2.4	0.1
23	Neal Begovich (REDSHIRTING)	F	6-9	220	Fr.	---	---	---
24	Sam Beskind	G	6-4	193	R-Fr.	0.3	0.3	0.1
32	Lukas Kisunas	F	6-10	245	So.	2.7	3.4	0.8

**ANNE AND TONY JOSEPH
DIRECTOR OF MEN'S BASKETBALL
JEROD HAASE**



In three seasons as Stanford's Anne and Tony Joseph Director of Men's Basketball, Jerod Haase has instilled an invested, tough and selfless attitude into the program.

Since arriving on The Farm, the Cardinal has won 63 games, recorded its best conference finish and most league wins in a decade and earned a postseason berth for the first time in three years.

Fueled by back-to-back top-25 recruiting classes, Haase's 2018-19 squad featured freshmen and sophomores accounting for 80 percent of the scoring and rebounding. With one of the youngest rosters in the nation, Stanford won 15 games facing one of the toughest road schedules in Division I.

In 2017-18, Haase guided Stanford to a third-place finish in the Pac-12 with 11 conference wins, the program's highest finish and most league victories in 10 seasons. Competing without two starters for half the season, Stanford won 19 games overall and earned a postseason berth for the first time in three years with a second-round appearance in the NIT.

Several players have flourished under Haase's tutelage. KZ Okpala became Stanford's latest NBA Draft pick in 2019. Along with Okpala's first team all-conference selection and Josh Sharma's All-Pac-12 nod, Reid Travis was a two-time First Team All-Pac-12 selection in 2018 and a two-time NABC All-District pick. Dorian Pickens was named an all-conference player for his performance on the court and the Pac-12 Scholar-Athlete of the Year for his efforts in the classroom in 2018. Daejon Davis was named to the five-member Pac-12 All-Freshman Team in 2018.

During Haase's first season in 2016-17, Stanford posted 14 wins against a challenging schedule and finished among the nation's top-10 percent in the classroom. Haase was appointed Stanford's 18th head coach in school history on March 25, 2016.

At UAB, Haase led the Blazers to the 2016 regular-season Conference USA championship and the program's 15th all-time NCAA Tournament berth in 2015. Haase was 80-53 overall in four seasons while improving the Blazers' win total every year.

Prior to UAB, Haase played for Roy Williams at Kansas and spent 13 years on Williams' staff with the Jayhawks and Tar Heels. Haase is a 1997 graduate of Kansas with a degree in business administration.

YEAR	SCHOOL	OVERALL	POSTSEASON
2012-13	UAB	16-17	-
2013-14	UAB	18-13	-
2014-15	UAB	20-16	NCAA Third Round
2015-16	UAB	26-7	NIT First Round
2016-17	Stanford	14-17	-
2017-18	Stanford	19-16	NIT Second Round
2018-19	Stanford	15-16	-
2019-20	Stanford	15-2	-
OVR		143-104	3 appearances
at Stanford		63-51	1 appearance
at UAB		80-53	2 appearances

LAST TIME OUT

Tyrell Terry scored a career-high 24 points and Pac-12-leading No. RV/25 Stanford defeated UCLA, 74-59, on Wednesday night for the Cardinal's first victory at Pauley Pavilion since the 2004-05 season.

Stanford has won three in a row and eight of nine. Fellow freshman Spencer Jones added 14 points for Stanford, which was playing its first Pac-12 road game of the conference slate.

BEST START SINCE 2003-04

Stanford (15-2) is off to its best start since 2003-04, when the Cardinal was led by Josh Childress and won its first 26 games. The Cardinal has already matched its win total (15) from a year ago.

AMONG THE NATION'S BEST

The Cardinal paces the Pac-12 in scoring defense at 58.4 points per game - a mark that ranks seventh nationally. On the opposite end of the floor, Stanford holds the country's 10th-best field goal percentage (48.9) and 11th-best 3-point percentage (39.0), while limiting foes to just 30.4 percent from downtown, which leads the Pac-12.

THE NET RESULT

Stanford debuted at No. 9 in the first edition of the NCAA's NET rankings released on Dec. 16. Almost a month later, the Cardinal has circled back to No. 9. Stanford is the highest ranked among Pac-12 programs, while four teams check in among the top-25, five in the top 50 and nine in the top 100. The four in the top-25 is second most of any conference, one behind the Big Ten, while 11 conferences boast at least one top-25 team.

TURN IT OVER

Forcing its opponents to cough up the ball, Stanford has goaded its opponents into turnovers on 24.7 percent of possessions, which ranks 11th-best nationally per KenPom. Cardinal opponents are averaging 17.2 turnover per game, which jumps to 18.0 during Pac-12 play. Stanford limited its first 12 foes to less than 70 points, representing the first time the Cardinal accomplished the feat since a 13-game stretch from Nov. 12, 1999-Jan. 13, 2000.

BASKETBALL'S BIG GAME

Stanford moved to 5-3 in the Jerod Haase era against rival California with a 68-52 win Jan. 2 The teams have split each of the season series since his appointment in 2016, with the Cardinal also picking up an 18-point victory in the 2018 Pac-12 Tournament over the Bears. Cal leads the all-time series, 148-125, with the first meeting dating back to 1913-14. Stanford is 28-15 in the series since the turn of the millennium.

TERRY MAKES IMMEDIATE IMPACT

Freshman Tyrell Terry has been dynamic while running the offense, scoring in double figures in 15 games. Included in that stretch were back-to-back double-doubles against William & Mary (Nov. 21) and Oklahoma (Nov. 25), becoming the first Cardinal freshman with consecutive double-doubles since Michael Humphrey in 2015. Terry, who has produced seven 20-point games, is averaging 15.8 points to go along with 5.4 rebounds and 3.4 assists. Terry is shooting 47.5 percent overall, 42.9 percent from three-point range and 87.8 percent from the foul line.

2019-20 ROSTER

No.	Player	Pos.	Ht.	Wt.	Yr.	Major	Hometown (High School)
1	Daejon Davis	G	6-3	185	Jr.	Communication	Seattle, Wash. (Garfield HS)
2	Bryce Wills	G	6-6	195	So.	Undeclared	White Plains, N.Y. (Iona Prep)
3	Tyrell Terry	G	6-2	160	Fr.	Undeclared	Minneapolis, Minn. (DeLaSalle HS)
4	Isaac White	G	6-2	180	Jr.	Sociology	Adelaide, Australia (Sacred Heart College HS)
5	Kodye Pugh	F	6-8	205	R-Jr.	Film and Media Studies	Baltimore, Md. (Blair Academy - N.J.)
11	Jaiden Delaire	F	6-9	200	So.	Undeclared	North Granby, Conn. (Granby Memorial)
12	Keenan Fitzmorris	C	7-0	210	R-Fr.	Undeclared	Overland Park, Kan. (New Hampton School - N.H.)
13	Oscar da Silva	F	6-9	225	Jr.	Biology	Munich, Germany (Ludwig Gymnasium)
14	Spencer Jones	F	6-7	195	Fr.	Undeclared	Roeland Park, Kan. (Bishop Medge HS)
15	Rodney Herenton	G	6-1	185	Sr.	International Relations	Chicago, Ill. (Stevenson HS)
21	Daniel Begovich	F	6-5	200	Jr.	Undeclared	San Francisco, Calif. (St. Ignatius College Prep)
22	James Keefe	F	6-9	220	Fr.	Undeclared	Los Angeles, Calif. (Loyola HS)
23	Neal Begovich	F	6-9	220	Fr.	Undeclared	San Francisco, Calif. (St. Ignatius College Prep)
24	Sam Beskind	G	6-4	193	R-Fr.	Undeclared	Tucson, Ariz. (Catalina Foothills HS)
32	Lukas Kisunas	F	6-10	245	So.	Undeclared	Vilnius, Lithuania (Brewster Academy - N.H.)
Jerod HAASE rhymes with pass							
DAEJON Davis DAY-jhon							
KODYE PUGH Cody Pew							
Lukas KISUNAS kah-SOON-us							
ISAAC White EYE-zack							

TROJAN WAR

Stanford is searching for its first win at the Galen Center since Jan. 11, 2015, when Anthony Brown scored 21 to lead the Cardinal to victory. Stanford boasts a slim 127-126 margin in the all-time series. Daejon Davis had 14 points and nine assists in his one contest vs. USC a year ago, and averages 9.7 points per game over his career against the Trojans.

EUROPEAN ADVENTURE

Stanford embarked on a 10-day European tour from Aug. 18-28, visiting Italy, Germany and Switzerland as part of an educational and cultural experience that included four exhibition games. In addition to its 11 returnees, the Cardinal's four-member freshman class joined the tour. Other highlights: a team visit to Oscar da Silva's hometown of Munich and walk-ons Sam Beskind and Rodney Herenton being presented with scholarships in a surprise ceremony on Lake Como.

LEAVING NO DOUBT

12 of Stanford's 15 victories have come by double digits, including five 20-point wins and a season-best 31-point rout of William & Mary on Nov. 21. Stanford produced 10 double-digit wins overall in 2018-19. Meanwhile, the Cardinal's plus-14.1 scoring margin ranks second in the Pac-12 and 14th in the nation.

TEST THE STOCK MARKET

Stanford has registered double digit steals (steals + blocks) in 15 of 17 contests this season, and averages 12.0 per game this season. Four Stanford players average north of a steal per game: Daejon Davis (1.8), Tyrell Terry (1.6), Oscar da Silva (1.4) and Bryce Wills (1.1). Additionally, Spencer Jones paces the team with 1.0 blocks per game.

EARLY BUZZ

Steering Stanford to a 15-2 start, and an early first-place standing in the Pac-12, Jerod Haase was included in Jeff Goodman's ranking of Coach of the Year candidates. Haase slotted in at No. 15 in the list.

LAST TO NO. 2

The Jan. 15 contest with the Bruins marked Stanford's second true road game this season, with the Cardinal joining Kentucky as the last two programs in the country to play their second road game.

da SILVA's STRONG START

Picking up where he left off in 2018-19, Oscar da Silva has emerged as Stanford's top scorer (15.9 ppg) and rebounder (5.5 rpg). Reaching double-figure scoring in 14 of 17 games, da Silva is shooting 61.0 percent overall and has been the Cardinal's most frequent visitor to the foul line, making 63-for-77 for 81.8 percent. Against UNC Wilmington on Dec. 1, da Silva poured in a career-high 26 points after making 11-14 from the field, while the Munich, Germany native scored a career-best eight points from the free throw line against Kansas Dec. 29.

JONES' SHARP-SHOOTING FROM DEEP

Since being inserted into the starting lineup following the season opener, freshman Spencer Jones (9.7 ppg) has provided a spark. Of Jones' 55 field goals, 46 have come from three-point territory, including his first 17 buckets to begin the season. Jones, who has reached double figures in scoring eight times, has made a team-best 45.1 percent (46-for-102) from long range while his size and athleticism have presented matchup issues for opponents.

ANOTHER TOP-25 RECRUITING CLASS

Stanford announced the signings of Max Murrell (Omaha, Nebraska), Noah Taitz (Las Vegas, Nevada) and Brandon Angel (San Diego, California) to National Letters of Intent for the 2020-21 campaign. The Cardinal's three-member class is ranked No. 19 in the nation and second in the Pac-12 by 247Sports.

The highly-touted recruiting classes have become a fixture during Haase's tenure, with this year's group comprising the third top-25 class since the fourth-year head coach arrived on The Farm in 2016.

FLOOR BURNS

During his playing career at Kansas, Jerod Haase was known for his energy and passion on the court. Whether it be diving for loose balls or taking charges, Haase's trademark hustle was always on display. During his time with the Jayhawks, the "floor burns" statistic was created in his honor and is still tracked by the program. Haase totaled 167 floor burns during the 1996-97 season. Stanford's individual 2019-20 totals (123 combined) are as follows:

Daejon Davis.....	24	Jaiden Delaire.....	6
Oscar da Silva	21	Isaac White.....	2
Bryce Wills	21	Keenan Fitzmorris	2
Tyrell Terry.....	15	Rodney Herenton	1
James Keefe	13	Sam Beskind	1
Spencer Jones	10		
Lukas Kisunas	7		

2019-20 PAC-12 STANDINGS

TEAM	CONFERENCE			OVERALL		
	W	L	PCT.	W	L	PCT.
1.....Stanford	4	0	1.00	15	2	.875
2.....Colorado	3	1	.750	14	3	.824
.....USC.....	3	1	.750	14	3	.824
4.....Oregon	3	2	.600	14	4	.778
5.....Arizona	2	2	.500	12	5	.706
.....California	2	2	.500	8	9	.471
7.....Oregon St.....	2	3	.400	12	5	.706
.....Washington.....	2	3	.400	12	6	.667
.....Washington St..	2	3	.400	11	7	.611
10.....Utah.....	1	3	.250	10	6	.624
.....Arizona St.....	1	3	.250	10	7	.588
.....UCLA.....	1	3	.250	8	9	.471

*Through Jan. 16

IN THE SERIES - US

Series History.....	Stanford leads, 127-126
Streak.....	W1
Last 5 Meetings.....	Stanford trails, 2-3
Last 10 Meetings.....	Stanford leads, 7-3
Under Jerod Haase.....	Stanford trails, 2-3
Biggest Win.....	43 (111-68), 1999-00
Biggest Loss.....	37 (56-93), 1952-53
Most Points Scored.....	111 (1999-00)
Most Points Allowed.....	105 (1976-77)

STANFORD QUICK FACTS

Home Arena	Maples Pavilion
Opened	1968
Capacity	7,223
Record at Maples	550-219 (.715)
Conference Record at Maples	275-167 (.622)

Anne and Tony Joseph Director of

Men's Basketball	Jerod Haase
Alma Mater.....	Kansas '97
Record at Stanford.....	63-51 (4th year)
Overall	143-104 (8th year)

James C. Gaither Associate Head Coach of

Men's Basketball	Jeff Wilbrun (4th year)
Associate Head Coach	Adam Cohen (4th year)
Assistant Coach	Jesse Pruitt (4th year)
Assistant to the Head Coach	Tom Orlich (4th year)
Director of Operations	David Berkun (4th year)
Player Development	Camryn Crocker (1st year)
Athletic Trainer	Dominic Vincentini (4th year)
Sports Performance	Mike Chatman (1st year)
Program Assistant	Jack Frost (1st year)
Asst. Dir. of Operations	Caleb Feist (1st year)
Student Assistant Coach	Trevor Stanback (1st year)
Captains	Daejon Davis, Oscar da Silva
First Season	1913-14 (105th season)
All-Time Record	1,547 ⁺ -1,163 (.571)
NCAA Championships	1 (1942)
NCAA Final Four	2 (1942, 1998)
NCAA Appearances	17 (1942, '89, '92, '95, '96, '97, '98, '99, '00, '01, '02, '03, '04, '05, '07, '08, '14)
NIT Championships	3 (1991, '12, '15)
NIT Appearances	9 (1988, '90, '91, '94, '06, '12, '13, '15, '18)
Conference Championships	7 (1920 (PCC), '21(PCC), '63 (co-AAWU), 1999, '00, '01, '04)
Pac-12 Championships	4 (1999, '00, '01, '04)

2019-20 STANFORD TEAM HIGHS

Points	88, vs. Washington State (1-11-20)
FG made	36, vs. Washington State (1-11-20)
FG att.	65, 2x, last vs. Oklahoma (11-25-19)
FG%	61.0, vs. Washington State (1-11-20)
3-pt. FG made	11, vs. Washington (1-9-20)
3-pt. FG att.	30, vs. Washington (1-9-20)
FT made	26, vs. Santa Clara (11-16-19)
FT att.	35, vs. Santa Clara (11-16-19)
Rebounds	51, vs. Oklahoma (11-25-19)
Assists	23, 2x, last vs. Washington State (1-11-20)
Steals	13, vs. Montana (11-6-19)
Blocks	6, vs. William & Mary (11-21-19)
Fewest Turnovers	9, vs. Washington State (1-11-20)
Fewest Fouls	8, vs. UNC Wilmington (12-1-19)
First Half pts.	47, vs. Long Beach State (11-12-19)
Second Half pts.	46, 2x, last vs. San Francisco (12-17-19)

2019-20 STANFORD TEAM LOWS

Points	56, vs. Kansas (12-29-19)
FG made	19, vs. Kansas (12-29-19)
FG att.	47, 2x, last vs. UCLA (1-15-20)
FG%	38.0, vs. Kansas (12-29-19)
3-pt. FG made	4, 3x, last vs. San Francisco (12-17-19)
3-pt. FG att.	10, vs. Santa Clara (11-16-19)
FT made	6, 3x, last vs. Washington (1-9-20)
FT att.	7, vs. Long Beach State (11-12-19)
Rebounds	23, vs. Butler (11-26-19)
Assists	6, vs. San Francisco (12-17-19)
Steals	2, vs. UCLA (1-15-20)
Blocks	1, vs. Long Beach State (11-12-19)
Most Turnovers	20, vs. San Diego (12-21-19)
Most Fouls	23, vs. Washington (1-9-20)
First Half pts.	18, 2x, last vs. Kansas (12-29-19)
Second Half pts.	30, vs. Md. East. Shore (11-19-19)

2019-20 OPPONENT TEAM HIGHS

Points	72, vs. Kansas (12-29-19)
FG made	28, vs. Butler (11-26-19)
FG att.	63, vs. San Diego (12-21-19)
FG%	48.3, vs. Butler (11-26-19)
3-pt. FG made	12, vs. Washington State (1-11-20)
3-pt. FG att.	31, at San Jose State (12-14-19)
FT made	17, at San Jose State (12-14-19)
FT att.	25, vs. Washington (1-9-20)
Rebounds	46, vs. Washington (1-9-20)
Assists	15, 2x, last vs. UCLA (1-15-20)
Steals	10, 2x, last vs. San Diego (12-21-19)
Blocks	8, at San Jose State (12-14-19)
Fewest Turnovers	11, vs. Butler (11-26-19)
Fewest Fouls	12, vs. California (1-2-20)
First Half pts.	32, vs. Santa Clara (11-16-19)
Second Half pts.	44, 2x, last vs. Washington State (1-11-20)

2019-20 OPPONENT TEAM LOWS

Points	50, vs. William & Mary (11-21-19)
FG made	17, 2x, last vs. California (1-2-20)
FG att.	50, vs. William & Mary (11-21-19)
FG%	29.8, at San Jose State (12-14-19)
3-pt. FG made	3, vs. Washington (1-2-20)
3-pt. FG att.	15, vs. California (1-2-20)
FT made	0, vs. UNC Wilmington (12-1-19)
FT att.	2, vs. UNC Wilmington (12-1-19)
Rebounds	25, vs. William & Mary (11-21-19)
Assists	3, vs. California (1-2-20)
Steals	2, vs. UNC Wilmington (12-1-19)
Blocks	0, vs. UNC Wilmington (12-1-19)
Most Turnovers	22, vs. San Francisco (12-17-19)
Most Fouls	26, vs. Santa Clara (11-16-19)
First Half pts.	16, vs. Maryland Eastern Shore (11-19-19)
Second Half pts.	25, vs. William & Mary (11-21-19)

GAME-BY-GAME STARTERS

Opponent	Guard	Guard	Guard/Forward	Forward	Forward/Center
Montana	Terry	Davis	Wills	da Silva	Kisunas
Cal State Fullerton	Terry	Davis	Wills	Jones	da Silva
Long Beach State	Terry	Davis	Wills	Jones	da Silva
Santa Clara	Terry	Davis	Wills	Jones	da Silva
Maryland Eastern Shore	Terry	Davis	Wills	Jones	da Silva
William & Mary	Terry	Davis	Wills	Jones	da Silva
vs. Oklahoma	Terry	Davis	Wills	Jones	da Silva
vs. Butler	Terry	Davis	Wills	Jones	da Silva
UNC Wilmington	Terry	Davis	Wills	Jones	da Silva
at San Jose State	Terry	Davis	Wills	Jones	da Silva
San Francisco	Davis	Wills	Jones	da Silva	Kisunas
vs. San Diego	Terry	Davis	Wills	Jones	da Silva
Kansas	Terry	Davis	Wills	Jones	da Silva
California	Terry	Davis	Wills	Jones	da Silva
Washington	Terry	Davis	Wills	Jones	da Silva
Washington State	Terry	Davis	Wills	Jones	da Silva
at UCLA	Terry	Davis	Wills	Jones	da Silva
at USC					
at California					
Oregon State					
Oregon					
at Utah					
at Colorado					
Arizona State					
Arizona					
at Washington					
at Washington State					
Utah					
Colorado					
at Oregon State					
at Oregon					

BY THE NUMBERS

	2019-20	CAREER
DOUBLE-DOUBLES		
Tyrell Terry	2	2
Oscar da Silva	1	5
Daejon Davis	-	3
20+ POINT GAMES		
Tyrell Terry	7	7
Oscar da Silva	3	7
Daejon Davis	1	5
Jaiden Delaire	1	1
Isaac White	-	1
DOUBLE-DIGIT POINTS		
Tyrell Terry	14	14
Oscar da Silva	13	33
Spencer Jones	8	8
Bryce Wills	7	16
Daejon Davis	6	41
Isaac White	2	10
Jaiden Delaire	2	4
DOUBLE-DIGIT REBOUNDS		
Oscar da Silva	2	9
Tyrell Terry	2	2
Lukas Kisunas	1	1
Daejon Davis	-	2
DOUBLE-DIGIT ASSISTS		
Daejon Davis	-	2

BY THE NUMBERS

	2019-20	CAREER
LED TEAM IN SCORING (includes ties)		
Tyrell Terry	7	7
Oscar da Silva	6	10
Daejon Davis	3	12
Jaiden Delaire	2	2
Spencer Jones	1	1
Bryce Wills	-	1
LED TEAM IN REBOUNDING (includes ties)		
Tyrell Terry	8	8
Oscar da Silva	7	17
Bryce Wills	4	6
Lukas Kisunas	3	3
Daejon Davis	2	6
Spencer Jones	2	2
LED IN ASSISTS (includes ties)		
Daejon Davis	11	51
Tyrell Terry	6	6
Bryce Wills	3	10
Oscar da Silva	1	7
Isaac White	-	2
Jaiden Delaire	-	1
Kodye Pugh	-	1

THE LAST TIME - TEAM**Scored 100 points**

Stanford 104, vs. UCLA (2-16-19)
 Opponent 108, Florida (11-23-17)

Scored less than 50 points

Stanford 46, at Oregon (2-10-19)
 Opponent 46, at Oregon State (1-19-17)

Scored less than 40 points

Stanford 39, at Washington State (2-25-06)
 Opponent 38, vs. Carroll College (12-27-15)

Overtime game

Stanford win vs. UCLA (107-99 on 1-4-18)
 Stanford loss at Kansas (90-84 on 12-1-18)

Double Overtime game

Stanford win vs. UCLA (107-99 in 2OT on 1-4-18)
 Stanford loss at UCLA (86-61 in 2OT on 1-8-15)

40-point win

Stanford Stanford 98, Washington State 50 (2-28-19)
 Opponent Oregon State 81, Stanford 38 (1-11-82)

50-point win

Stanford Stanford 111, Harvard 56 (11-9-07)
 Opponent never

60 points in a half

Stanford 63 (1st half), vs. Harvard (11-9-07)
 Opponent 60 (2nd half), at USC (1-26-02)

Between 16-20 points in a half

Stanford 20 (1st half), vs. Washington (1-9-20)
 Opponent 18 (1st half), vs. Washington State (1-11-20)

15 points or less in a half

Stanford 13 (1st half), vs. Florida (11-22-18)
 Opponent 15 (1st half), Washington State (2-28-19)

50 rebounds by a team

Stanford 51, vs. Oklahoma (11-25-19)
 Opponent 51, Portland State (11-28-18)

12 or more three-pointers in a game

Stanford 13, vs. Washington State (2-28-19)
 Opponent 12, Washington State (1-11-20)

10 or more steals in a game

Stanford 10, vs. Washington (1-9-20)
 Opponent 10, vs. San Francisco (12-17-19)

25 turnovers in a game

Stanford 28, vs. Portland State (11-26-17)
 Opponent 25, vs. Arkansas-Pine Bluff (12-29-14)

Five players scoring in double digits

Stanford 5, vs. Washington State (2-28-19)
 Opponent 5, Arizona (1-9-19)

More than five players scoring in double digits

Stanford 6, vs. Green Bay (11-13-15)
 Opponent 6, at Colorado (3-2-17)

THE LAST TIME - INDIVIDUAL**Player recorded a double-double**

Stanford Tyrell Terry (20 pts/11 rebs), vs. Oklahoma (11-25-19)
 Opponent Jaden Hill (14 pts/12 rebs), UCLA (1-15-20)

Two players recorded a double-double

Stanford Sharma (16 pts., 14 rebs.)/da Silva (15 pts./10 rebs.), vs. Washington (3-3-19)
 Opponent Steadman (17 pts./11 rebs.)/ Barry (15 pts., 10 rebs.), San Jose State (12-18-18)

Player recorded a triple-double

Stanford Brook Lopez (18 pts/11 reb/12 blk), vs. USC (1-25-07)
 Opponent Kyle Weaver (14 pts/13 reb/10 ast), vs. Washington State (1-13-07)

Game decided by buzzer-beater

Stanford win Daejon Davis, vs. USC (1-7-18)
 Stanford loss Lamont Jones, vs. Arizona (2-27-10)

30 points

Stanford KZ Okpala (30), at California (2-3-19)
 Opponent Aaron Holiday (34), UCLA (3-8-18)

40 points

Stanford Casey Jacobsen (41), vs. Oregon (2-7-02)
 Opponent Damon Stoudamire (45), Arizona (1-14-95)

Two players with 20 or more points

Stanford Josh Sharma (22)/KZ Okpala (20), vs. UCLA (2-16-19)
 Opponent Nick Rakocevic (23)/Bennie Boatwright (22), USC (12-29-18)

Three players with 20 or more points

Stanford Brown (21)/Randle (21)/Nastic (20), vs. Arizona State (1-24-15)
 Opponent Moore (25)/Brown (23)/Carmichael (21), vs. Illinois State (3-19-12)

No double digit scorer

Stanford at USC (1-20-11)
 Opponent vs. Carroll College (12-27-15)

12 field goals

Stanford Michael Humphrey (12), vs. UCLA (2-27-16)
 Opponent Aaron Holiday (12), UCLA (3-8-18)

7 three-pointers

Stanford Dorian Pickens (7) at Washington State (1-11-18)
 Opponent Legerald Vick (7), Kansas (12-1-18)

15 free throws

Stanford Reid Travis (19), at Kansas (12-3-16)
 Opponent Jared Cunningham (15), vs. Oregon State (3-9-11)

15 rebounds

Stanford Josh Sharma (18), vs. Long Beach State (12-29-18)
 Opponent Jaden McDaniels (15), Washington (1-9-20)

20 rebounds

Stanford Michael Humphrey (20), at Oklahoma State (3-19-18)
 Opponent Andre Roberson (20), at Colorado (1-24-13)

Three players with 10 or more rebounds

Stanford Travis (12)/R. Allen (10)/Pickens (10), vs. Villanova (11-26-15)
 Opponent Johnson (13)/Scott (10), at Colorado (2-15-15)

10 assists

Stanford Daejon Davis (11), vs. UCLA (2-16-19)
 Opponent Chris Chiozza (11), Florida (11-23-17)



#1 DAEJON DAVIS

Junior | Guard | 6-3 | 185

Seattle, Wash. | Garfield | Communication

Three things to know...

- 1: Elite defender and playmaker - consensus top-60 recruit in 2017
- 2: Holds Stanford's freshman record for assists (160), topping the mark set by Brevin Knight in 1993-94
- 3: Team captain as a junior, along with Oscar da Silva

Career Accolades: 2019-20 Preseason All-Pac-12 second team ... 2018 Pac-12 All-Freshman Team ... Pac-12 Player of the Week (Jan. 15, 2018)

Trending: Ranks 11th in program history with 339 career assists, 15th in career steals with 110 ... Averaging 11.0 points and 5.0 assists per game to start Pac-12 play.

DAVIS' CAREER HIGHS

Points 23, at UCLA 1/27/18
 FG 9, at UCLA 1/27/18
 FGA 19, at UCLA, 1/27/18
 3FG 3, three times
 3FGA 6, six times
 FT 8, vs. Oregon State 2/1/18
 FTA 12, vs. Oregon State 2/1/18
 Rebounds 10, twice
 Assists 11, vs. UCLA 2/6/19
 Blocks 2, twice
 Steals 5, three times
 Minutes 45, vs. UCLA 1/4/18

DAVIS' SEASON HIGHS

Points 20, vs. California 1/2/20
 FG 8, vs. San Francisco 12/17/19
 FGA 15, vs. California 1/2/20
 3FG 3, vs. California 1/2/20
 3FGA 6, twice
 FT 4, twice
 FTA 5, three times
 Rebounds 9, vs. San Diego 12/21/19
 Assists 6, vs. Butler 11/26/19
 Blocks 2, vs. San Francisco 12/17/19
 Steals 5, vs. Montana 11/6/19
 Minutes 39, three times

FAST FIVE

Nicknames: Zoc, Dae, Swaggy D, Jon Jon

Most people might not know: If I could be one animal, I would be a wolf, just to be a part of the pack.

Favorite class at Stanford: Drawing 1

Significance behind jersey number: Mentor, Mitch Johnson, wore No. 1 when he played at Stanford (2006-09)

First basketball interest: Mom surprised him one day with tickets to a Seattle Sonics game against LeBron James and the Cleveland Cavaliers

2019-20 GAME-BY-GAME

Opponent	Date	GS	Min	FG-FGA	Pct	3FG-FGA	Pct	FT-FTA	Pct	O/D/T	Avg	PF	FO	A/T	B	S	P	Avg
MONTANA	11/06/19	*	33	1-5	.200	0-0	.000	0-0	.000	0/2/2	2.0	2	0	4/1	0	5	2	2.0
CS FULLERTON	11/09/19	*	33	6-7	.857	1-1	1.000	1-5	.200	0/5/5	3.5	1	0	2/3	1	3	14	8.0
LONG BEACH ST.	11/12/19	*	23	3-3	1.000	2-2	1.000	0-0	.000	0/2/2	3.0	4	0	3/2	0	1	8	8.0
SANTA CLARA	11/16/19	*	36	5-8	.625	1-2	.500	4-5	.800	1/3/4	3.3	2	0	2/2	0	2	15	9.8
UMES	11/19/19	*	24	2-5	.400	1-1	1.000	0-0	.000	0/2/2	3.0	0	0	4/3	0	1	5	8.8
WILLIAM & MARY	11/21/19	*	29	4-8	.500	2-2	1.000	4-4	1.000	0/2/2	2.8	3	0	4/3	1	3	14	9.7
vs Oklahoma	11/25/19	*	32	3-9	.333	2-5	.400	0-0	.000	0/2/2	2.7	1	0	4/3	1	1	8	9.4
vs Butler	11/26/19	*	39	1-6	.167	0-3	.000	0-0	.000	0/3/3	2.8	2	0	6/3	1	2	2	8.5
UNC WILMINGTON	12/01/19	*	34	2-4	.500	0-1	.000	0-1	.000	0/2/2	2.7	1	0	5/3	0	1	4	8.0
at San Jose St.	12/14/19	*	14	1-1	1.000	0-0	.000	0-0	.000	0/0/0	2.4	4	0	0/2	0	1	2	7.4
SAN FRANCISCO	12/17/19	*	39	8-11	.727	0-0	.000	2-3	.667	0/3/3	2.5	3	0	4/5	2	3	18	8.4
vs San Diego	12/21/19	*	39	4-12	.333	0-1	.000	0-2	.000	1/8/9	3.0	2	0	4/2	1	1	8	8.3
KANSAS	12/29/19	*	38	3-11	.273	1-5	.200	1-2	.500	0/2/2	2.9	4	0	3/2	1	0	8	8.3
CALIFORNIA	01/02/20	*	35	7-15	.467	3-6	.500	3-3	1.000	0/6/6	3.1	4	0	5/1	0	3	20	9.1
WASHINGTON	01/09/20	*	27	4-11	.364	2-6	.333	2-5	.400	1/2/3	3.1	2	0	5/2	0	2	12	9.3
WASHINGTON ST	01/11/20	*	28	2-4	.500	1-3	.333	1-2	.500	1/2/3	3.1	2	0	5/3	0	1	6	9.1
at UCLA	01/15/20	*	33	2-8	.250	0-2	.000	2-3	.667	1/5/6	3.3	0	0	5/2	1	1	6	8.9
at USC	01/18/20	*																
at California	01/26/20	*																
OREGON ST	01/30/20	*																
OREGON	02/01/20	*																
at Utah	02/06/20	*																
at Colorado	02/08/20	*																
ARIZONA ST	02/13/20	*																
ARIZONA	02/15/20	*																
at Washington	02/20/20	*																
at Washington St	02/23/20	*																
UTAH	02/26/20	*																
COLORADO	03/01/20	*																
at Oregon St	03/05/20	*																
at Oregon	03/07/20	*																

CAREER STATS

YEAR	GP	GS	MIN	AVG	FG	FGA	PCT	3-POINT			FT	FTA	PCT	REBOUNDING				PF	FO	AST	TO	BLK	STL	PTS	AVG
								FG	FGA	PCT				OFF	DEF	TOT	AVG								
2017-18	33	33	1013	30.7	117	249	.470	25	62	.403	93	138	.674	24	120	144	4.4	82	3	160	132	6	40	352	10.7
2018-19	26	25	787	30.3	98	230	.426	28	82	.341	72	95	.758	15	63	78	3.0	69	1	114	82	7	39	296	11.4
2019-20	17	17	536	31.5	58	128	.453	16	40	.400	20	35	.571	5	51	56	3.3	37	0	65	42	9	31	152	8.9
TOTAL	76	75	2336	30.7	273	607	.450	69	184	.375	185	268	.690	44	234	278	3.7	188	4	339	256	22	110	800	10.5



#2 BRYCE WILLS

Sophomore | Guard | 6-6 | 195

White Plains, N.Y. | Iona Prep | Undeclared

Three things to know...

1: Versatile guard - can play & defend 1-4

2: One of the top defensive players in the country

3: Four-star recruit, competed with Tyrell Terry for USA Select team in the Albert Schweitzer Tournament at the Under-18 FIBA World Cup in Germany in 2018

Trending: Has a steal or block in 15 of 17 contests this season ... Scored in double figures in three of four Pac-12 contests.

FAST FIVE

Nickname: B-Wills, Beasty

Favorite class at Stanford: Introduction to Finance and Investment

Working on specific area of his game: Gaining weight and my body, along with the consistency of my jumper.

Most people might not know: In elementary school, I played the violin, saxophone and piano.

Favorite TV show: If Game of Thrones is ruled out because it ended, I would choose Power or The 100.

WILLS' CAREER HIGHS

Points 16, at California 2/3/19
 FG 6, twice
 FGA 11, vs. San Francisco 12/17/19
 3FG 2, three times
 3FGA 4, vs. Long Beach St. 11/12/19
 FT 4, five times
 FTA 9, at Oregon 2/10/19
 Rebounds 9, vs. California 3/7/19
 Assists 5, five times
 Blocks 2, twice
 Steals 4, vs. Middle Tennessee 11/23/18
 Minutes 38, vs. San Francisco 12/17/19

WILLS' SEASON HIGHS

Points 12, twice
 FG 5, three times
 FGA 11, vs. San Francisco 12/17/19
 3FG 1, four times
 3FGA 4, vs. Long Beach St. 11/12/19
 FT 4, vs. Cal St. Fullerton 11/9/19
 FTA 7, vs. Cal St. Fullerton 11/9/19
 Rebounds 7, three times
 Assists 5, twice
 Blocks 2, vs. San Diego 12/21/19
 Steals 3, vs. Kansas 12/29/19
 Minutes 38, vs. San Francisco 12/17/19

2019-20 GAME-BY-GAME

Opponent	Date	GS	Min	FG-FGA	Pct	3FG-FGA	Pct	FT-FTA	Pct	O/D/T	Avg	PF	FO	A/T	B	S	P	Avg
MONTANA	11/06/19	*	31	4-6	.667	0-0	.000	3-4	.750	0/3/3	3.0	4	0	4/2	1	1	11	11.0
CS FULLERTON	11/09/19	*	35	0-3	.000	0-1	.000	4-7	.571	0/7/7	5.0	1	0	5/3	1	0	4	7.5
LONG BEACH ST.	11/12/19	*	26	3-7	.429	1-4	.250	0-0	.000	0/3/3	4.3	0	0	1/2	1	2	7	7.3
SANTA CLARA	11/16/19	*	25	0-1	.000	0-0	.000	1-2	.500	0/3/3	4.0	3	0	3/3	0	1	1	5.8
UMES	11/19/19	*	27	0-2	.000	0-1	.000	0-0	.000	0/6/6	4.4	1	0	2/2	0	0	0	4.6
WILLIAM & MARY	11/21/19	*	29	2-6	.333	0-2	.000	1-1	1.000	0/7/7	4.8	3	0	1/2	1	0	5	4.7
vs Oklahoma	11/25/19	*	30	4-7	.571	0-1	.000	2-7	.286	1/2/3	4.6	3	0	2/1	0	0	10	5.4
vs Butler	11/26/19	*	31	5-7	.714	0-1	.000	2-4	.500	1/2/3	4.4	2	0	4/1	0	1	12	6.3
UNC WILMINGTON	12/01/19	*	30	2-5	.400	0-2	.000	0-0	.000	0/5/5	4.4	2	0	4/2	1	1	4	6.0
at San Jose St.	12/14/19	*	26	2-6	.333	1-1	1.000	0-1	.000	0/7/7	4.7	2	0	1/1	1	1	5	5.9
SAN FRANCISCO	12/17/19	*	38	5-11	.455	1-2	.500	1-2	.500	1/4/5	4.7	0	0	1/4	0	2	12	6.5
vs San Diego	12/21/19	*	31	2-7	.286	1-3	.333	0-1	.000	1/1/2	4.5	1	0	1/5	2	1	5	6.3
KANSAS	12/29/19	*	31	2-8	.250	0-1	.000	0-0	.000	0/3/3	4.4	1	0	2/2	0	3	4	6.2
CALIFORNIA	01/02/20	*	24	5-10	.500	0-2	.000	0-0	.000	0/2/2	4.2	0	0	2/1	0	1	10	6.4
WASHINGTON	01/09/20	*	25	0-2	.000	0-1	.000	0-0	.000	0/3/3	4.1	2	0	2/3	0	2	0	6.0
WASHINGTON ST	01/11/20	*	32	4-4	1.000	0-0	.000	2-4	.500	0/4/4	4.1	1	0	5/0	1	2	10	6.3
at UCLA	01/15/20	*	29	4-5	.800	0-0	.000	2-3	.667	0/6/6	4.2	4	0	2/2	1	0	10	6.5
at USC	01/18/20	*																
at California	01/26/20	*																
OREGON ST	01/30/20	*																
OREGON	02/01/20	*																
at Utah	02/06/20	*																
at Colorado	02/08/20	*																
ARIZONA ST	02/13/20	*																
ARIZONA	02/15/20	*																
at Washington	02/20/20	*																
at Washington St	02/23/20	*																
UTAH	02/26/20	*																
COLORADO	03/01/20	*																
at Oregon St	03/05/20	*																
at Oregon	03/07/20	*																

CAREER STATS

YEAR	GP	GS	MIN	AVG	FG	FGA	PCT	3-POINT			FT	FTA	PCT	REBOUNDING				PF	FO	AST	TO	BLK	STL	PTS	AVG
								FG	FGA	PCT				OFF	DEF	TOT	AVG								
2018-19	30	23	753	25.1	66	155	.426	8	30	.267	40	72	.556	23	83	106	3.5	56	1	60	65	17	29	180	6.0
2019-20	17	17	500	29.4	44	97	.454	4	22	.182	18	36	.500	4	68	72	4.2	30	0	42	36	10	18	110	6.5
TOTAL	47	40	1253	26.7	110	252	.437	12	52	.231	58	108	.537	27	151	178	3.8	86	1	102	101	27	47	290	6.2



#3 TYRELL TERRY

Freshman | Guard | 6-2 | 160

Minneapolis, Minn. | DeLaSalle | Undeclared

Three things to know...

- 1: Excellent shooter and passer, makes teammates better. Top-10 PG recruit nationally
- 2: Won three state high school championships, played with Bryce Wills on USA Select team in the Albert Schweitzer Tournament at the Under-18 FIBA World Cup in Germany in 2018
- 3: According to head coach Jerod Haase, "All of Ty's teams take his personality"

Career Accolades: Pac-12 Freshman of the Week (Jan. 13).

Trending: On pace for the second-highest scoring average in Stanford history for a freshman student-athlete ... Shooting .524/.538/.867 in Pac-12 play ... Averaging 19.2 points per game away from Maples Pavilion ... Leads Pac-12 in free throw percentage (.878).

TERRY'S CAREER HIGHS

Points	24, at UCLA 1/15/20
FG	8, twice
FGA	17, vs. Oklahoma 11/25/19
3FG	5, twice
3FGA	9, vs. Butler 11/26/19
FT	11, vs. Santa Clara 11/16/19
FTA	11, vs. Santa Clara 11/16/19
Rebounds	11, vs. Oklahoma 11/25/19
Assists	6, twice
Blocks	-
Steals	3, four times
Minutes	37, vs. Washington 1/9/20

TERRY'S SEASON HIGHS

Points	24, at UCLA 1/15/20
FG	8, twice
FGA	17, vs. Oklahoma 11/25/19
3FG	5, twice
3FGA	9, vs. Butler 11/26/19
FT	11, vs. Santa Clara 11/16/19
FTA	11, vs. Santa Clara 11/16/19
Rebounds	11, vs. Oklahoma 11/25/19
Assists	6, twice
Blocks	-
Steals	3, four times
Minutes	37, vs. Washington 1/9/20

FAST FIVE

Nickname: Ty

Most people might not know: I'm a huge soccer fan

Favorite class at Stanford: Communication 1

Who/what inspires you: My brother who passed away. I do it for him.

Favorite TV show: How I Met Your Mother

Working on specific area of his game: My strength

Stranded on an island, can listen to one album: Views by Drake

Teammate fun fact: I'm older than Bryce

2019-20 GAME-BY-GAME

Opponent	Date	GS	Min	FG-FGA	Pct	3FG-FGA	Pct	FT-FTA	Pct	O/D/T	Avg	PF	FO	A/T	B	S	P	Avg
MONTANA	11/06/19	*	28	5-12	.417	1-3	.333	2-2	1.000	0/4/4	4.0	2	0	4/1	0	3	13	13.0
CS FULLERTON	11/09/19	*	35	5-12	.417	0-4	.000	2-2	1.000	0/3/3	3.5	1	0	3/4	0	3	12	12.5
LONG BEACH ST.	11/12/19	*	30	6-9	.667	1-3	.333	1-2	.500	0/3/3	3.3	0	0	6/1	0	2	14	13.0
SANTA CLARA	11/16/19	*	31	5-12	.417	0-0	.000	11-11	1.000	0/2/2	3.0	1	0	2/2	0	2	21	15.0
UMES	11/19/19	*	24	4-7	.571	2-3	.667	0-0	.000	0/3/3	3.0	0	0	2/0	0	3	10	14.0
WILLIAM & MARY	11/21/19	*	29	8-11	.727	5-7	.714	0-2	.000	0/10/10	4.2	0	0	3/3	0	3	21	15.2
vs Oklahoma	11/25/19	*	30	7-17	.412	2-7	.286	4-4	1.000	1/10/11	5.1	1	0	3/0	0	2	20	15.9
vs Butler	11/26/19	*	36	7-15	.467	5-9	.556	2-2	1.000	1/3/4	5.0	3	0	1/3	0	1	21	16.5
UNC WILMINGTON	12/01/19	*	28	4-10	.400	1-5	.200	0-0	.000	2/2/4	4.9	3	0	5/4	0	0	9	15.7
at San Jose St.	12/14/19	*	32	3-10	.300	0-3	.000	5-6	.833	1/7/8	5.2	2	0	5/3	0	2	11	15.2
SAN FRANCISCO	12/17/19	DNP																
vs San Diego	12/21/19	*	36	7-13	.538	4-8	.500	2-2	1.000	1/6/7	5.4	1	0	3/5	0	1	20	15.6
KANSAS	12/29/19	*	30	4-13	.308	1-6	.167	1-1	1.000	0/4/4	5.3	3	0	3/4	0	2	10	15.2
CALIFORNIA	01/02/20	*	30	4-6	.667	3-4	.750	3-3	1.000	0/5/5	5.2	1	0	3/4	0	1	14	15.1
WASHINGTON	01/09/20	*	37	4-11	.364	3-8	.375	0-0	.000	1/8/9	5.5	4	0	6/4	0	0	11	14.8
WASHINGTON ST	01/11/20	*	23	8-12	.667	4-7	.571	2-2	1.000	0/6/6	5.5	4	0	3/1	0	0	22	15.3
at UCLA	01/15/20	*	36	6-13	.462	4-7	.571	8-10	.800	0/4/4	5.4	2	0	3/2	0	1	24	15.8
at USC	01/18/20																	
at California	01/26/20																	
OREGON ST	01/30/20																	
OREGON	02/01/20																	
at Utah	02/06/20																	
at Colorado	02/08/20																	
ARIZONA ST	02/13/20																	
ARIZONA	02/15/20																	
at Washington	02/20/20																	
at Washington St	02/23/20																	
UTAH	02/26/20																	
COLORADO	03/01/20																	
at Oregon St	03/05/20																	
at Oregon	03/07/20																	

CAREER STATS

YEAR	GP	GS	MIN	AVG	FG	FGA	PCT	3-POINT			FT	FTA	PCT	REBOUNDING				PF	FO	AST	TO	BLK	STL	PTS	AVG
								FG	FGA	PCT				OFF	DEF	TOT	AVG								
2019-20	16	16	495	30.9	87	183	.475	36	84	.429	43	49	.878	7	80	87	5.4	28	0	55	41	0	26	253	15.8
TOTAL	16	16	495	30.9	87	183	.475	36	84	.429	43	49	.878	7	80	87	5.4	28	0	55	41	0	26	253	15.8



#4 ISAAC WHITE

Junior | Guard | 6-2 | 180

Adelaide, Australia | Sacred Heart College HS | Sociology

Three things to know...

- 1: Shooter with deep range, tireless worker
- 2: 2019 Pac-12 All-Academic first team honoree
- 3: Came to Stanford regarded as one of Australia's top prospects in the class of 2017

Career Accolades: 2019 Pac-12 All-Academic first team

Trending: Averaged 8.5 points per game against the Washington schools, with back-to-back outings with multiple triples.

FAST FIVE

Nickname: Zay, Zaytoven, Zaytiggy

Most people might not know: I'm a romantic

Favorite class at Stanford: Sport, Competition & Society (SOC 8)

Significance behind jersey number: 13 was taken by Oscar. And 1 + 3 = 4. So, it was a no-brainer.

Stranded on an island, can listen to one album: Scorpion by Drake

His journey home: 17 hours, flying from San Francisco to Sydney, and then another two-hour flight to Adelaide.

WHITE'S CAREER HIGHS

Points 20, vs. North Carolina 11/20/17
 FG 7, vs. North Carolina 11/20/17
 FGA 14, vs. Denver 12/15/17
 3FG 5, three times
 3FGA 12, vs. Denver 12/15/17
 FT 4, twice
 FTA 4, seven times
 Rebounds 5, vs. San Francisco 12/17/17
 Assists 3, three times
 Blocks -
 Steals 2, twice
 Minutes 38, at Long Beach St. 12/3/17

WHITE'S SEASON HIGHS


Points 12, at San Jose St. 12/14/19
 FG 4, vs. Washington St. 1/11/20
 FGA 8, vs. Washington St. 1/11/20
 3FG 3, at San Jose St. 12/14/19
 3FGA 6, vs. Washington St. 1/11/20
 FT 3, at San Jose St. 12/14/19
 FTA 4, at San Jose St. 12/14/19
 Rebounds .. 4, vs. Maryland Eastern Shore, 11/19/19
 Assists 3, vs. Long Beach St. 11/12/19
 Blocks -
 Steals 2, vs. Washington St. 1/11/20
 Minutes 27, vs. Washington 1/9/20

2019-20 GAME-BY-GAME

Opponent	Date	GS	Min	FG-FGA	Pct	3FG-FGA	Pct	FT-FTA	Pct	O/D/T	Avg	PF	FO	A/T	B	S	P	Avg
MONTANA	11/06/19	12	2-4	.500	2-4	.500	0-0	.000	0/1/1	1.0	0	0	0/0	0	0	6	6.0	
CS FULLERTON	11/09/19	4	0-1	.000	0-1	.000	0-0	.000	0/0/0	0.5	0	0	0/1	0	0	0	3.0	
LONG BEACH ST.	11/12/19	13	3-7	.429	2-5	.400	1-1	1.000	1/2/3	1.3	0	0	3/0	0	1	9	5.0	
SANTA CLARA	11/16/19	4	0-2	.000	0-1	.000	0-0	.000	1/0/1	1.3	0	0	0/0	0	0	0	3.8	
UMES	11/19/19	24	2-5	.400	1-3	.333	0-0	.000	1/3/4	1.8	1	0	1/0	0	0	5	4.0	
WILLIAM & MARY	11/21/19	13	1-4	.250	0-2	.000	2-3	.667	0/3/3	2.0	0	0	0/0	0	0	4	4.0	
vs Oklahoma	11/25/19	5	1-1	1.000	1-1	1.000	2-2	1.000	1/0/1	1.9	0	0	0/0	0	0	5	4.1	
vs Butler	11/26/19	DNP																
UNC WILMINGTON	12/01/19	13	2-5	.400	1-4	.250	0-0	.000	1/0/1	1.8	0	0	1/0	0	0	5	4.3	
at San Jose St.	12/14/19	18	3-4	.750	3-4	.750	3-4	.750	1/2/3	1.9	0	0	1/4	0	0	12	5.1	
SAN FRANCISCO	12/17/19	9	0-0	.000	0-0	.000	2-2	1.000	0/2/2	1.9	1	0	0/2	0	0	2	4.8	
vs San Diego	12/21/19	2	0-0	.000	0-0	.000	0-0	.000	0/0/0	1.7	0	0	1/0	0	0	0	4.4	
KANSAS	12/29/19	6	1-1	1.000	0-0	.000	0-0	.000	1/0/1	1.7	0	0	0/0	0	0	2	4.2	
CALIFORNIA	01/02/20	12	1-3	.333	1-2	.500	0-0	.000	0/2/2	1.7	0	0	0/0	0	0	3	4.1	
WASHINGTON	01/09/20	27	2-5	.400	2-5	.400	0-0	.000	0/0/0	1.6	1	0	1/0	0	1	6	4.2	
WASHINGTON ST	01/11/20	23	4-8	.500	2-6	.333	1-1	1.000	0/2/2	1.6	0	0	1/0	0	2	11	4.7	
at UCLA	01/15/20	8	0-2	.000	0-1	.000	2-3	.667	0/1/1	1.6	1	0	0/0	0	0	2	4.5	
at USC	01/18/20																	
at California	01/26/20																	
OREGON ST	01/30/20																	
OREGON	02/01/20																	
at Utah	02/06/20																	
at Colorado	02/08/20																	
ARIZONA ST	02/13/20																	
ARIZONA	02/15/20																	
at Washington	02/20/20																	
at Washington St	02/23/20																	
UTAH	02/26/20																	
COLORADO	03/01/20																	
at Oregon St	03/05/20																	
at Oregon	03/07/20																	

CAREER STATS

YEAR	GP	GS	MIN	AVG	FG	FGA	PCT	3-POINT			FT	FTA	PCT	REBOUNDING					PF	FO	AST	TO	BLK	STL	PTS	AVG
								FG	FGA	PCT				OFF	DEF	TOT	AVG									
2017-18	33	9	550	16.7	56	152	.368	38	112	.339	30	40	.750	1	40	41	1.2	22	0	25	28	0	6	180	5.5	
2018-19	30	4	257	8.6	29	68	.426	22	56	.393	12	18	.667	5	24	29	1.0	22	0	8	16	0	5	92	3.1	
2019-20	16	0	193	12.1	22	52	.423	15	39	.385	13	16	.813	7	18	25	1.6	4	0	9	7	0	4	72	4.5	
TOTAL	79	13	1000	12.7	107	272	.393	75	207	.362	55	74	.743	13	82	95	1.2	48	0	42	51	0	15	344	4.4	



#5 KODYE PUGH

Redshirt Junior | Forward | 6-8 | 205

Baltimore, Md. | Blair Academy (N.J.) | Film and Media Studies

Three things to know...

- 1: Talented artist in a plethora of styles
- 2: Left-handed slasher, can play both forward positions
- 3: Out for the season due to injury

Career Accolades: 2019 NABC Honors Court ... Two-time Pac-12 All-Academic selection (2018, 2019)

FAST FIVE

Nickname: Some people actually believe KP is my real name

Favorite class at Stanford: Controlling the Narrative, a six-week pop-out course taught by Grammy Award winning hip-hop artist Lecrae.

Most people might not know: Member on the board of an animation group at Stanford and working on his own animated movie.

Significance behind jersey number: Wore No. 10 in high school but it was taken when I arrived at Stanford. My sister wore No. 5 and then had to change to No. 10. So, I changed to No. 5.

PUGH'S CAREER HIGHS

Points 7, vs. Portland St. 11/28/18
 FG 3, vs. Portland St. 11/28/18
 FGA 6, vs. Portland St. 11/28/18
 3FG 1, four times
 3FGA 3, vs. North Carolina 11/20/17
 FT 2, three times
 FTA 4, vs. Washington St. 2/28/19
 Rebounds 3, at Utah 2/8/18
 Assists 3, vs. Ohio St. 11/24/17
 Blocks 1, at Utah 2/8/18
 Steals 1, five times
 Minutes 16, twice

PUGH'S SEASON HIGHS

Points -
 FG -
 FGA -
 3FG -
 3FGA -
 FT -
 FTA -
 Rebounds -
 Assists -
 Blocks -
 Steals -
 Minutes -

2019-20 GAME-BY-GAME

Opponent	Date	GS	Min	FG-FGA	Pct	3FG-FGA	Pct	FT-FTA	Pct	O/D/T	Avg	PF	FO	A/T	B	S	P	Avg	
MONTANA	11/06/19	DNP																	
CS FULLERTON	11/09/19	DNP																	
LBSU	11/12/19	DNP																	
SANTA CLARA	11/16/19	DNP																	
UMES	11/19/19	DNP																	
WILLIAM & MARY	11/21/19	DNP																	
vs Oklahoma	11/25/19	DNP																	
vs Butler	11/26/19	DNP																	
UNC WILMINGTON	12/01/19	DNP																	
at San Jose St.	12/14/19	DNP																	
SAN FRANCISCO	12/17/19	DNP																	
vs San Diego	12/21/19	DNP																	
KANSAS	12/29/19	DNP																	
CALIFORNIA	01/02/20	DNP																	
WASHINGTON	01/09/20	DNP																	
WASHINGTON ST	01/11/20	DNP																	
at UCLA	01/15/20	DNP																	
at USC	01/18/20																		
at California	01/26/20																		
OREGON ST	01/30/20																		
OREGON	02/01/20																		
at Utah	02/06/20																		
at Colorado	02/08/20																		
ARIZONA ST	02/13/20																		
ARIZONA	02/15/20																		
at Washington	02/20/20																		
at Washington St	02/23/20																		
UTAH	02/26/20																		
COLORADO	03/01/20																		
at Oregon St	03/05/20																		
at Oregon	03/07/20																		

CAREER STATS

YEAR	GP	GS	MIN	AVG	FG	FGA	PCT	3-POINT			FT	FTA	PCT	REBOUNDING					PF	FO	AST	TO	BLK	STL	PTS	AVG
								FG	FGA	PCT				OFF	DEF	TOT	AVG									
2017-18	17	1	106	6.2	6	19	.316	1	9	.111	5	10	.500	5	4	9	0.5	10	0	6	11	1	3	18	1.1	
2018-19	21	0	132	6.3	17	33	.515	3	9	.333	6	10	.600	8	11	19	0.9	8	0	9	14	0	2	43	2.0	
2019-20	0	0	0	0.0	0	0	.000	0	0	.000	0	0	.000	0	0	0	0.0	0	0	0	0	0	0	0	0.0	
TOTAL	38	1	238	6.3	23	52	.442	4	18	.222	11	20	.550	13	15	28	0.7	18	0	15	25	1	5	61	1.6	



#11 JAIDEN DELAIRE

Sophomore | Forward | 6-9 | 200

North Granby, Conn. | Granby Memorial | Undeclared

Three things to know...

- 1: Can play both forward positions, athletic driver with a 7-2 wingspan
- 2: Was a consensus top-100 prospect before reclassifying to 2018
- 3: Picked Stanford over UCLA and Georgetown

FAST FIVE

Nickname: Quis (middle name is Marquis)

Favorite class at Stanford: Frosh 101

Significance behind jersey number: Grandfather, Frank Mingel, ran track in high school wearing No. 11. Frank ran a 49-second 400 meters in high school.

Most people might not know: Really good in ceramics, pottery, sculpting

Stranded on an island, can listen to one album: Views by Drake

Who/what inspires you: Parents because of how hard they work to support my family and how much they believe in me.

DELAIRE'S CAREER HIGHS

Points 21, vs. Maryland Eastern Shore 11/19/19
 FG 7, twice
 FGA 11, five times
 3FG 2, vs. Seattle 11/6/18
 3FGA 4, vs. California 1/2/20
 FT 6, vs. Maryland Eastern Shore 11/19/19
 FTA 9, vs. Maryland Eastern Shore 11/19/19
 Rebounds 6, twice
 Assists 3, vs. Long Beach St. 11/12/19
 Blocks 2, four times
 Steals 2, three times
 Minutes 27, vs. Long Beach St. 12/29/18

DELAIRE'S SEASON HIGHS


Points 21, vs. Maryland Eastern Shore 11/19/19
 FG 7, twice
 FGA 11, vs. Long Beach St. 11/12/19
 3FG 1, four times
 3FGA 4, vs. California 1/2/20
 FT 6, vs. Maryland Eastern Shore 11/19/19
 FTA 9, vs. Maryland Eastern Shore 11/19/19
 Rebounds 4, twice
 Assists 3, vs. Long Beach St. 11/12/19
 Blocks 2, twice
 Steals 2, three times
 Minutes 25, twice

2019-20 GAME-BY-GAME

Opponent	Date	GS	Min	FG-FGA	Pct	3FG-FGA	Pct	FT-FTA	Pct	O/D/T	Avg	PF	FO	A/T	B	S	P	Avg
MONTANA	11/06/19	19	3-5	.600	0-2	.000	0-0	.000	0/2/2	2.0	0	0	0/1	0	1	6	6.0	
CS FULLERTON	11/09/19	10	2-2	1.000	0-0	.000	1-2	.500	0/1/1	1.5	2	0	0/0	0	1	5	5.5	
LONG BEACH ST.	11/12/19	25	7-11	.636	0-0	.000	0-0	.000	1/1/2	1.7	1	0	3/0	0	1	14	8.3	
SANTA CLARA	11/16/19	15	2-3	.667	1-1	1.000	3-4	.750	0/1/1	1.5	2	0	0/1	0	0	8	8.3	
UMES	11/19/19	25	7-10	.700	1-1	1.000	6-9	.667	2/0/2	1.6	2	0	1/3	2	2	21	10.8	
WILLIAM & MARY	11/21/19	21	2-3	.667	0-0	.000	5-6	.833	1/3/4	2.0	3	0	1/0	1	1	9	10.5	
vs Oklahoma	11/25/19	21	0-5	.000	0-0	.000	4-4	1.000	0/2/2	2.0	2	0	0/2	0	2	4	9.6	
vs Butler	11/26/19	13	0-2	.000	0-1	.000	0-0	.000	1/1/2	2.0	0	0	0/1	2	0	0	8.4	
UNC WILMINGTON	12/01/19	15	0-3	.000	0-2	.000	1-2	.500	0/1/1	1.9	1	0	0/0	0	0	1	7.6	
at San Jose St.	12/14/19	20	3-5	.600	0-2	.000	0-0	.000	1/3/4	2.1	0	0	1/3	0	0	6	7.4	
SAN FRANCISCO	12/17/19	13	0-3	.000	0-1	.000	0-0	.000	0/3/3	2.2	2	0	0/1	0	0	0	6.7	
vs San Diego	12/21/19	9	1-2	.500	0-1	.000	0-0	.000	0/1/1	2.1	0	0	0/3	0	0	2	6.3	
KANSAS	12/29/19	11	1-2	.500	1-1	1.000	0-0	.000	0/1/1	2.0	1	0	0/1	0	0	3	6.1	
CALIFORNIA	01/02/20	16	3-7	.429	1-4	.250	1-2	.500	1/0/1	1.9	1	0	2/0	0	2	8	6.2	
WASHINGTON	01/09/20	6	0-2	.000	0-0	.000	0-0	.000	1/0/1	1.9	2	0	0/2	0	0	0	5.8	
WASHINGTON ST	01/11/20	17	3-5	.600	0-0	.000	0-2	.000	0/3/3	1.9	1	0	1/2	1	0	6	5.8	
at UCLA	01/15/20	17	2-4	.500	0-0	.000	2-5	.400	0/1/1	1.9	3	0	1/1	0	0	6	5.8	
at USC	01/18/20																	
at California	01/26/20																	
OREGON ST	01/30/20																	
OREGON	02/01/20																	
at Utah	02/06/20																	
at Colorado	02/08/20																	
ARIZONA ST	02/13/20																	
ARIZONA	02/15/20																	
at Washington	02/20/20																	
at Washington St	02/23/20																	
UTAH	02/26/20																	
COLORADO	03/01/20																	
at Oregon St	03/05/20																	
at Oregon	03/07/20																	

CAREER STATS

YEAR	GP	GS	MIN	AVG	FG	FGA	PCT	3-POINT			FT	FTA	PCT	REBOUNDING				PF	FO	AST	TO	BLK	STL	PTS	AVG
								FG	FGA	PCT				OFF	DEF	TOT	AVG								
2018-19	31	2	393	12.7	41	118	.347	6	34	.176	29	48	.604	14	47	61	2.0	43	1	12	20	9	7	117	3.8
2019-20	17	0	273	16.1	36	74	.486	4	16	.250	23	36	.639	8	24	32	1.9	23	0	10	21	6	10	99	5.8
TOTAL	48	2	666	13.9	77	192	.401	10	50	.200	52	84	.619	22	71	93	1.9	66	1	22	41	15	17	216	4.5



#12 KEENAN FITZMORRIS

Redshirt Freshman | Center | 7-0 | 210

Overland Park, Kan. | New Hampton School (N.H.) | Undeclared

Three things to know...

1: Stretch five, redshirted 2018-19 season. Top-15 recruit at center by 247 Sports and Rivals

2: Plays the tuba

3: Sister, Audriana, plays for Stanford's women's volleyball team, where she has earned multiple All-America nods

FAST FIVE

Most people might not know: Has family in Peru and speaks some Spanish.

Favorite class at Stanford: Genes, Memes and Behavior, or Public Speaking

Who/what inspires you: I'm inspired by my family, and by people who have stood up for their beliefs and values despite adversity, such as Muhammad Ali, Mahatma Gandhi and Martin Luther King Jr.

Significance behind jersey number: In honor of his sister, Audriana Fitzmorris, an All-American on the Stanford women's volleyball team.

FITZMORRIS' CAREER HIGHS

Points 2, three times
 FG 1, three times
 FGA 4, vs. Long Beach St. 11/12/19
 3FG
 3FGA 2, twice
 FT
 FTA 1, vs. Maryland Eastern Shore 11/19/19
 Rebounds 2, twice
 Assists
 Blocks
 Steals
 Minutes 5, twice

FITZMORRIS' SEASON HIGHS

Points 2, three times
 FG 1, three times
 FGA 4, vs. Long Beach St. 11/12/19
 3FG
 3FGA 2, twice
 FT
 FTA 1, vs. Maryland Eastern Shore 11/19/19
 Rebounds 2, twice
 Assists
 Blocks
 Steals
 Minutes 5, twice

2019-20 GAME-BY-GAME

Opponent	Date	GS	Min	FG-FGA	Pct	3FG-FGA	Pct	FT-FTA	Pct	O/D/T	Avg	PF	FO	A/T	B	S	P	Avg
MONTANA	11/06/19		0	0-0	.000	0-0	.000	0-0	.000	0/1/1	1.0	0	0	0/0	0	0	0	0.0
CS FULLERTON	11/09/19		1	1-2	.500	0-0	.000	0-0	.000	1/0/1	1.0	0	0	0/0	0	0	2	1.0
LONG BEACH ST.	11/12/19		5	0-4	.000	0-2	.000	0-0	.000	1/1/2	1.3	1	0	0/0	0	0	0	0.7
SANTA CLARA	11/16/19		0	0-0	.000	0-0	.000	0-0	.000	0/0/0	1.0	0	0	0/0	0	0	0	0.5
UMES	11/19/19		5	1-3	.333	0-2	.000	0-1	.000	0/0/0	0.8	0	0	0/2	0	0	2	0.8
WILLIAM & MARY	11/21/19		3	1-1	1.000	0-0	.000	0-0	.000	1/0/1	0.8	3	0	0/2	0	0	2	1.0
vs Oklahoma	11/25/19		2	0-0	.000	0-0	.000	0-0	.000	0/0/0	0.7	1	0	0/1	0	0	0	0.9
vs Butler	11/26/19	DNP																
UNC WILMINGTON	12/01/19		2	0-0	.000	0-0	.000	0-0	.000	0/0/0	0.6	0	0	0/0	0	0	0	0.8
at San Jose St.	12/14/19		2	0-0	.000	0-0	.000	0-0	.000	0/0/0	0.6	0	0	0/0	0	0	0	0.7
SAN FRANCISCO	12/17/19	DNP																
vs San Diego	12/21/19	DNP																
KANSAS	12/29/19	DNP																
CALIFORNIA	01/02/20		1	0-0	.000	0-0	.000	0-0	.000	0/0/0	0.5	0	0	0/0	0	0	0	0.6
WASHINGTON	01/09/20	DNP																
WASHINGTON ST	01/11/20		3	0-1	.000	0-0	.000	0-0	.000	0/2/2	0.6	2	0	0/0	0	0	0	0.5
at UCLA	01/15/20		0	0-0	.000	0-0	.000	0-0	.000	0/0/0	0.6	0	0	0/0	0	0	0	0.5
at USC	01/18/20																	
at California	01/26/20																	
OREGON ST	01/30/20																	
OREGON	02/01/20																	
at Utah	02/06/20																	
at Colorado	02/08/20																	
ARIZONA ST	02/13/20																	
ARIZONA	02/15/20																	
at Washington	02/20/20																	
at Washington St	02/23/20																	
UTAH	02/26/20																	
COLORADO	03/01/20																	
at Oregon St	03/05/20																	
at Oregon	03/07/20																	

CAREER STATS

YEAR	GP	GS	MIN	AVG	FG	FGA	PCT	3-POINT			FT	FTA	PCT	REBOUNDING				PF	FO	AST	TO	BLK	STL	PTS	AVG
								FG	FGA	PCT				OFF	DEF	TOT	AVG								
2019-20	12	0	24	2.0	3	11	.273	0	4	.000	0	1	.000	3	4	7	0.6	7	0	0	5	0	0	6	0.5
TOTAL	12	0	24	2.0	3	11	.273	0	4	.000	0	1	.000	3	4	7	0.6	7	0	0	5	0	0	6	0.5



#13 OSCAR DA SILVA

Junior | Forward | 6-9 | 225

Munich, Germany | Ludwig Gymnasium | Biology

Three things to know...

- 1: Skilled forward who can defend multiple positions and stretch range to 3-point line
- 2: Studying in stem cell research lab with Dr. Michael Longaker, presented research at a conference
- 3: Team captain as a junior, along with Daejon Davis

Career Accolades: 2019 Pac-12 All-Academic honorable mention

Trending: Stanford's leading scorer, scored 18 or more in six straight games from Nov. 26-Dec. 29 ... Ranks 11th in Pac-12 in scoring, fourth in field goal percentage, sixth in free throw percentage.

FAST FIVE

Nicknames: O, Big O, Occy

Most people might not know: Fluent in six languages: English, German, French, Portuguese, Spanish and Latin.

Favorite class at Stanford: Chemical Principles of Life I&II (Chem 141 & 143)

Family: Father is from Brazil and mother is from Germany. Father moved to Germany after a boxing career in Brazil.

Published Author: Listed as published author in a research paper: "A Clearing Technique to Enhance Endogenous Fluorophores in Skin and Soft Tissue"

DA SILVA'S CAREER HIGHS

Points26, vs. UNC Wilmington 12/1/19
 FG 11, twice
 FGA 17, at San Jose St. 12/14/19
 3FG 6, vs. San Jose St. 12/18/18
 3FGA 11, vs. San Jose St. 12/18/18
 FT 8, vs. Kansas 12/29/19
 FTA 10, vs. Kansas 12/29/19
 Rebounds 17, vs. Eastern Washington 11/14/17
 Assists 7, at Oregon St. 2/7/19
 Blocks 4, twice
 Steals 5, vs. San Diego 12/21/19
 Minutes 38, three times

DA SILVA'S SEASON HIGHS

Points26, vs. UNC Wilmington 12/1/19
 FG 11, twice
 FGA 17, at San Jose St. 12/14/19
 3FG 1, seven times
 3FGA 2, six times
 FT 8, vs. Kansas 12/29/19
 FTA 10, vs. Kansas 12/29/19
 Rebounds 11, twice
 Assists 5, vs. Butler 11/26/19
 Blocks 3, vs. California 1/2/20
 Steals 5, vs. San Diego 12/21/19
 Minutes 36, vs. San Francisco 12/17/19

2019-20 GAME-BY-GAME

Opponent	Date	GS	Min	FG-FGA	Pct	3FG-FGA	Pct	FT-FTA	Pct	O/D/T	Avg	PF	FO	A/T	B	S	P	Avg
MONTANA	11/06/19	*	24	7-10	.700	1-2	.500	6-6	1.000	0/4/4	4.0	2	0	1/3	1	3	21	21.0
CS FULLERTON	11/09/19	*	26	5-8	.625	0-2	.000	4-7	.571	1/2/3	3.5	4	0	0/2	0	0	14	17.5
LONG BEACH ST.	11/12/19	*	24	4-8	.500	0-0	.000	4-4	1.000	1/6/7	4.7	3	0	4/2	0	2	12	15.7
SANTA CLARA	11/16/19	*	32	6-12	.500	0-1	.000	6-9	.667	3/7/10	6.0	3	0	4/2	1	0	18	16.3
UMES	11/19/19	*	17	5-8	.625	0-1	.000	6-6	1.000	1/3/4	5.6	0	0	3/2	0	0	16	16.2
WILLIAM & MARY	11/21/19	*	23	5-8	.625	0-1	.000	4-4	1.000	0/2/2	5.0	3	0	1/2	1	0	14	15.8
vs Oklahoma	11/25/19	*	30	4-11	.364	1-2	.500	0-0	.000	2/9/11	5.9	2	0	1/4	0	2	9	14.9
vs Butler	11/26/19	*	29	8-9	.889	1-1	1.000	2-2	1.000	1/1/2	5.4	1	0	5/5	0	2	19	15.4
UNC WILMINGTON	12/01/19	*	29	11-14	.786	1-2	.500	3-4	.750	1/4/5	5.3	0	0	0/0	1	1	26	16.6
at San Jose St.	12/14/19	*	30	11-17	.647	0-0	.000	3-5	.600	3/5/8	5.6	1	0	2/2	2	2	25	17.4
SAN FRANCISCO	12/17/19	*	36	7-13	.538	0-1	.000	4-4	1.000	2/3/5	5.5	2	0	0/4	2	0	18	17.5
vs San Diego	12/21/19	*	35	6-11	.545	1-2	.500	6-6	1.000	3/8/11	6.0	3	0	1/2	1	5	19	17.6
KANSAS	12/29/19	*	32	5-7	.714	1-1	1.000	8-10	.800	1/3/4	5.8	3	0	1/8	0	2	19	17.7
CALIFORNIA	01/02/20	*	32	3-8	.375	0-2	.000	2-4	.500	1/2/3	5.6	1	0	1/4	3	1	8	17.0
WASHINGTON	01/09/20	*	26	4-7	.571	0-1	.000	3-4	.750	0/7/7	5.7	3	0	2/1	0	3	11	16.6
WASHINGTON ST	01/11/20	*	13	7-8	.875	1-1	1.000	0-0	.000	0/3/3	5.6	4	0	1/1	2	0	15	16.5
at UCLA	01/15/20	*	18	2-5	.400	0-1	.000	2-2	1.000	2/2/4	5.5	4	0	1/2	0	0	6	15.9
at USC	01/18/20	*																
at California	01/26/20	*																
OREGON ST	01/30/20	*																
OREGON	02/01/20	*																
at Utah	02/06/20	*																
at Colorado	02/08/20	*																
ARIZONA ST	02/13/20	*																
ARIZONA	02/15/20	*																
at Washington	02/20/20	*																
at Washington St	02/23/20	*																
UTAH	02/26/20	*																
COLORADO	03/01/20	*																
at Oregon St	03/05/20	*																
at Oregon	03/07/20	*																

CAREER STATS

YEAR	GP	GS	MIN	AVG	FG	FGA	PCT	3-POINT			FT	FTA	PCT	REBOUNDING				PF	FO	AST	TO	BLK	STL	PTS	AVG
								FG	FGA	PCT				OFF	DEF	TOT	AVG								
2017-18	35	11	844	24.1	77	149	.517	29	52	.558	35	55	.636	53	110	163	4.7	96	6	40	54	30	15	218	6.2
2018-19	31	31	877	28.3	113	242	.467	29	113	.257	41	60	.683	47	140	187	6.0	81	1	56	62	40	21	296	9.5
2019-20	17	17	456	26.8	100	164	.610	7	21	.333	63	77	.818	22	71	93	5.5	39	0	28	46	14	23	270	15.9
TOTAL	83	59	2177	26.2	290	555	.523	65	186	.349	139	192	.724	122	321	443	5.3	216	7	124	162	84	59	784	9.4



#14 SPENCER JONES

Freshman | Forward | 6-7 | 195

Roeland Park, Kan. | Bishop Miege | Undeclared

Three things to know...

- 1: Elite shooter on the wing, great defender
- 2: Committed to Stanford two weeks after first recruiting call
- 3: Led Bishop Miege to three state titles

Trending: Pac-12's leading marksman with 46 made triples (2.71 per game), has fifth-best percentage ... Already fifth in program history for made 3s by a freshman ... Leads Cardinal with 17 blocks ... 10 games this season with at least three triples.

FAST FIVE

Nickname: Jonesy

Working on specific area of his game: Shooting, defense and physicality. Being able to contribute efficiently on both sides of the ball.

Favorite class at Stanford: My Thinking Matters class about the definition of love.

Most people might not know: I was a Boy Scout for about 10 years

Stranded on an island, can listen to one album: 2014 Forest Hills Drive by J. Cole

JONES' CAREER HIGHS

Points17, vs. UNC Wilmington 12/1/19
 FG 5, four times
 FGA 14, vs. Washington 1/9/20
 3FG5, vs. UNC Wilmington 12/1/19
 3FGA 9, vs. Washington 1/9/20
 FT 4, vs. William & Mary 11/21/19
 FTA 6, vs. William & Mary 11/21/19
 Rebounds 7, twice
 Assists 2, three times
 Blocks 3, vs. Oklahoma 11/25/19
 Steals3, vs. Santa Clara 11/16/19
 Minutes37, vs. San Francisco 12/17/19

JONES' SEASON HIGHS

Points17, vs. UNC Wilmington 12/1/19
 FG 5, four times
 FGA 14, vs. Washington 1/9/20
 3FG5, vs. UNC Wilmington 12/1/19
 3FGA 9, vs. Washington 1/9/20
 FT 4, vs. William & Mary 11/21/19
 FTA 6, vs. William & Mary 11/21/19
 Rebounds 7, twice
 Assists 2, three times
 Blocks 3, vs. Oklahoma 11/25/19
 Steals3, vs. Santa Clara 11/16/19
 Minutes37, vs. San Francisco 12/17/19

2019-20 GAME-BY-GAME

Opponent	Date	GS	Min	FG-FGA	Pct	3FG-FGA	Pct	FT-FTA	Pct	O/D/T	Avg	PF	FO	A/T	B	S	P	Avg
MONTANA	11/06/19	*	23	3-7	.429	3-6	.500	0-0	.000	0/3/3	3.0	1	0	0/1	1	0	9	9.0
CS FULLERTON	11/09/19	*	29	4-11	.364	4-8	.500	0-0	.000	0/5/5	4.0	1	0	0/1	1	0	12	10.5
LONG BEACH ST.	11/12/19	*	25	3-7	.429	3-6	.500	0-0	.000	2/3/5	4.3	2	0	2/1	0	0	9	10.0
SANTA CLARA	11/16/19	*	23	2-5	.400	2-5	.400	1-2	.500	0/1/1	3.5	2	0	1/0	0	3	7	9.3
UMES	11/19/19	*	22	4-5	.800	4-5	.800	0-0	.000	1/2/3	3.4	1	0	1/0	1	2	12	9.8
WILLIAM & MARY	11/21/19	*	25	2-3	.667	1-2	.500	4-6	.667	2/1/3	3.3	2	0	0/1	1	0	9	9.7
vs Oklahoma	11/25/19	*	30	5-10	.500	4-8	.500	1-2	.500	3/4/7	3.9	1	0	0/0	3	2	15	10.4
vs Butler	11/26/19	*	35	4-7	.571	3-5	.600	0-0	.000	1/2/3	3.8	2	0	2/2	0	0	11	10.5
UNC WILMINGTON	12/01/19	*	22	5-9	.556	5-8	.625	2-2	1.000	0/7/7	4.1	0	0	0/0	2	0	17	11.2
at San Jose St.	12/14/19	*	29	2-8	.250	0-6	.000	0-0	.000	1/4/5	4.2	3	0	0/0	1	0	4	10.5
SAN FRANCISCO	12/17/19	*	37	3-8	.375	3-7	.429	1-1	1.000	0/5/5	4.3	0	0	1/0	0	0	10	10.5
vs San Diego	12/21/19	*	32	3-8	.375	2-6	.333	0-0	.000	1/4/5	4.3	0	0	1/1	1	0	8	10.3
KANSAS	12/29/19	*	33	2-6	.333	2-6	.333	0-0	.000	0/2/2	4.2	1	0	0/0	1	2	6	9.9
CALIFORNIA	01/02/20	*	30	1-3	.333	1-3	.333	0-0	.000	0/3/3	4.1	3	0	0/0	2	0	3	9.4
WASHINGTON	01/09/20	*	31	5-14	.357	4-9	.444	0-0	.000	0/1/1	3.9	4	0	0/2	1	1	14	9.7
WASHINGTON ST	01/11/20	*	31	2-10	.200	1-6	.167	0-0	.000	0/2/2	3.8	2	0	2/0	0	2	5	9.4
at UCLA	01/15/20	*	31	5-7	.714	4-6	.667	0-0	.000	1/3/4	3.8	2	0	2/2	2	0	14	9.7
at USC	01/18/20	*																
at California	01/26/20	*																
OREGON ST	01/30/20	*																
OREGON	02/01/20	*																
at Utah	02/06/20	*																
at Colorado	02/08/20	*																
ARIZONA ST	02/13/20	*																
ARIZONA	02/15/20	*																
at Washington	02/20/20	*																
at Washington St	02/23/20	*																
UTAH	02/26/20	*																
COLORADO	03/01/20	*																
at Oregon St	03/05/20	*																
at Oregon	03/07/20	*																

CAREER STATS

YEAR	GP	GS	MIN	AVG	FG	FGA	PCT	3-POINT			FT	FTA	PCT	REBOUNDING				PF	FO	AST	TO	BLK	STL	PTS	AVG
								FG	FGA	PCT				OFF	DEF	TOT	AVG								
2019-20	17	16	488	28.7	55	128	.430	46	102	.451	9	13	.692	12	52	64	3.8	27	0	12	11	17	12	165	9.7
TOTAL	17	16	488	28.7	55	128	.430	46	102	.451	9	13	.692	12	52	64	3.8	27	0	12	11	17	12	165	9.7



#15 RODNEY HERENTON

Senior | Guard | 6-1 | 185

Chicago, Ill. | Stevenson | International Relations

Three things to know...

- 1: Former walk-on, earned scholarship on team's foreign trip to Italy
- 2: All-around point guard, great teammate
- 3: Brother, Willie, plays basketball at Miami, other brother, Samuel, runs track at UCLA

FAST FIVE

Most people might not know: I taught myself how to play the piano.

Favorite class at Stanford: Real Estate Development and Finance

World Traveler: Traveled to India in the summer of 2017 as part of the Rubenstein-Bing Student-Athlete Civic Engagement program.

Stranded on an island, can listen to one album: Views by Drake

HERENTON'S CAREER HIGHS

Points 4, vs. Washington St. 2/28/19
 FG 2, vs. Washington St. 2/28/19
 FGA 2, three times
 3FG
 3FGA 1, twice
 FT 2, vs. Florida 11/23/17
 FTA 2, four times
 Rebounds 1, three times
 Assists 1, three times
 Blocks
 Steals 1, twice
 Minutes 4, three times

HERENTON'S SEASON HIGHS

Points 1, twice
 FG
 FGA 1, vs. Oklahoma 11/25/19
 3FG
 3FGA
 FT 1, twice
 FTA 2, twice
 Rebounds 1, vs. Oklahoma 11/25/19
 Assists 1, three times
 Blocks
 Steals 1, vs. William & Mary 11/21/19
 Minutes 4, twice

2019-20 GAME-BY-GAME

Opponent	Date	GS	Min	FG-FGA	Pct	3FG-FGA	Pct	FT-FTA	Pct	O/D/T	Avg	PF	FO	A/T	B	S	P	Avg
MONTANA	11/06/19		3	0-0	.000	0-0	.000	0-0	.000	0/0/0	0.0	1	0	0/0	0	0	0	0.0
CS FULLERTON	11/09/19		1	0-0	.000	0-0	.000	0-0	.000	0/0/0	0.0	1	0	0/0	0	0	0	0.0
LONG BEACH ST.	11/12/19		4	0-0	.000	0-0	.000	0-0	.000	0/0/0	0.0	0	0	0/0	0	0	0	0.0
SANTA CLARA	11/16/19		1	0-0	.000	0-0	.000	0-0	.000	0/0/0	0.0	0	0	0/0	0	0	0	0.0
UMES	11/19/19		4	0-0	.000	0-0	.000	1-2	.500	0/0/0	0.0	0	0	0/3	0	0	1	0.2
WILLIAM & MARY	11/21/19		3	0-0	.000	0-0	.000	0-0	.000	0/0/0	0.0	0	0	0/0	0	1	0	0.2
vs Oklahoma	11/25/19		1	0-1	.000	0-0	.000	0-0	.000	0/1/1	0.1	0	0	1/0	0	0	0	0.1
vs Butler	11/26/19	DNP																
UNC WILMINGTON	12/01/19		1	0-0	.000	0-0	.000	0-0	.000	0/0/0	0.1	0	0	0/0	0	0	0	0.1
at San Jose St.	12/14/19		2	0-0	.000	0-0	.000	1-2	.500	0/0/0	0.1	0	0	1/0	0	0	1	0.2
SAN FRANCISCO	12/17/19	DNP																
vs San Diego	12/21/19	DNP																
KANSAS	12/29/19	DNP																
CALIFORNIA	01/02/20		1	0-0	.000	0-0	.000	0-0	.000	0/0/0	0.1	0	0	0/0	0	0	0	0.2
WASHINGTON	01/09/20	DNP																
WASHINGTON ST	01/11/20		3	0-0	.000	0-0	.000	0-0	.000	0/0/0	0.1	0	0	1/0	0	0	0	0.2
at UCLA	01/15/20	DNP																
at USC	01/18/20																	
at California	01/26/20																	
OREGON ST	01/30/20																	
OREGON	02/01/20																	
at Utah	02/06/20																	
at Colorado	02/08/20																	
ARIZONA ST	02/13/20																	
ARIZONA	02/15/20																	
at Washington	02/20/20																	
at Washington St	02/23/20																	
UTAH	02/26/20																	
COLORADO	03/01/20																	
at Oregon St	03/05/20																	
at Oregon	03/07/20																	

CAREER STATS

YEAR	GP	GS	MIN	AVG	FG	FGA	PCT	3-POINT			FT	FTA	PCT	REBOUNDING				PF	FO	AST	TO	BLK	STL	PTS	AVG
								FG	FGA	PCT				OFF	DEF	TOT	AVG								
2016-17	5	0	5	1.0	1	4	.250	0	1	.000	0	2	.000	0	0	0	0.0	0	0	0	2	0	0	2	0.4
2017-18	6	0	10	1.7	1	2	.500	0	0	.000	2	2	1.000	0	1	1	0.2	0	0	0	0	0	0	4	0.7
2018-19	6	0	11	1.8	3	6	.500	0	1	.000	0	0	.000	0	1	1	0.2	0	0	0	0	0	1	6	1.0
2019-20	11	0	24	2.2	0	1	.000	0	0	.000	2	4	.500	0	1	1	0.1	2	0	3	3	0	1	2	0.2
TOTAL	28	0	50	1.8	5	13	.385	0	2	.000	4	8	.500	0	3	3	0.1	2	0	3	5	0	2	14	0.5



#21 DANIEL BEGOVICH

Junior | Forward | 6-5 | 200

San Francisco, Calif. | St. Ignatius College Prep | Undeclared

Three things to know...

- 1: Manager for first two seasons, earned spot on the team for 2019-20
- 2: Two brothers at Stanford, including Neal, a freshman on the men's basketball team
- 3: Can line up at guard or forward

FAST FIVE

Favorite class at Stanford: Experimental Economics

Stranded on an island, can listen to one album: This One's For You by Luke Combs

Most people might not know: I played tennis in high school and our team won the Nor-Cal State Championship twice.

First basketball interest: Going to games at Maples and playing in the front yard with my brothers

Who/what inspires you: The love for my dad and living on his legacy

Favorite TV show: Chicago Fire

BEGOVIČ'S CAREER HIGHS

Points
FG
FGA
3FG
3FGA
FT
FTA
Rebounds1, vs. Oklahoma 11/25/19
Assists
Blocks
Steals
Minutes2, at San Jose St. 12/14/19

BEGOVIČ'S SEASON HIGHS

Points
FG
FGA
3FG
3FGA
FT
FTA
Rebounds1, vs. Oklahoma 11/25/19
Assists
Blocks
Steals
Minutes2, at San Jose St. 12/14/19

2019-20 GAME-BY-GAME

Opponent	Date	GS	Min	FG-FGA	Pct	3FG-FGA	Pct	FT-FTA	Pct	O/D/T	Avg	PF	FO	A/T	B	S	P	Avg	
MONTANA	11/06/19	DNP																	
CS FULLERTON	11/09/19	DNP																	
LBSU	11/12/19	DNP																	
SANTA CLARA	11/16/19	DNP																	
UMES	11/19/19	DNP																	
WILLIAM & MARY	11/21/19	DNP																	
vs Oklahoma	11/25/19		1	0-0	.000	0-0	.000	0-0	.000	1/0/1	1.0	0	0	0/0	0	0	0	0.0	
vs Butler	11/26/19	DNP																	
UNC WILMINGTON	12/01/19		1	0-0	.000	0-0	.000	0-0	.000	0/0/0	0.5	0	0	0/0	0	0	0	0.0	
at San Jose St.	12/14/19		2	0-0	.000	0-0	.000	0-0	.000	0/0/0	0.3	1	0	0/1	0	0	0	0.0	
SAN FRANCISCO	12/17/19	DNP																	
vs San Diego	12/21/19	DNP																	
KANSAS	12/29/19	DNP																	
CALIFORNIA	01/02/20		1	0-0	.000	0-0	.000	0-0	.000	0/0/0	0.3	0	0	0/0	0	0	0	0.0	
WASHINGTON	01/09/20	DNP																	
WASHINGTON ST	01/11/20	DNP																	
at UCLA	01/15/20	DNP																	
at USC	01/18/20																		
at California	01/26/20																		
OREGON ST	01/30/20																		
OREGON	02/01/20																		
at Utah	02/06/20																		
at Colorado	02/08/20																		
ARIZONA ST	02/13/20																		
ARIZONA	02/15/20																		
at Washington	02/20/20																		
at Washington St	02/23/20																		
UTAH	02/26/20																		
COLORADO	03/01/20																		
at Oregon St	03/05/20																		
at Oregon	03/07/20																		

CAREER STATS

YEAR	GP	GS	MIN	AVG	FG	FGA	PCT	3-POINT			FT	FTA	PCT	REBOUNDING				PF	FO	AST	TO	BLK	STL	PTS	AVG	
								FG	FGA	PCT				OFF	DEF	TOT	AVG									
2019-20	4	0	5	1.3	0	0	.000	0	0	.000	0	0	.000	1	0	1	0.3	1	0	0	1	0	0	0	0	0.0
TOTAL	4	0	5	1.3	0	0	.000	0	0	.000	0	0	.000	1	0	1	0.3	1	0	0	1	0	0	0	0.0	



#22 JAMES KEEFE

Freshman | Forward | 6-9 | 220
Los Angeles, Calif. | Loyola | Undeclared

Three things to know...

- 1: Physical forward, tireless worker. Can defend both post positions.
- 2: Son of Adam Keefe, a nine-year NBA veteran and Stanford's all-time leading rebounder (1,119) and third-leading scorer (2,319), and Kristin Klein Keefe, an Olympian and four-time All-American on the Stanford volleyball team. Sisters Caitlin and Michaela play for Stanford's volleyball team.
- 3: Averged a double double as a senior, chose Stanford over Princeton, San Francisco and UC Irvine.

FAST FIVE

Nickname: None

Favorite class at Stanford: Principles of Economics

Part of game worked most on during offseason: I worked most on my body and especially spent a lot of time in the weight room.

Most people might not know: I was born in Oakland, Calif., and lived in Spain for two years.

Significance of jersey number: I idolize TJ Leaf who wears 22.

KEEFE'S CAREER HIGHS

Points 7, vs. Washington 1/9/20
FG 3, three times
FGA 5, vs. Washington 1/9/20
3FG
3FGA
FT 4, vs. San Francisco
FTA 7, vs. San Francisco
Rebounds 7, vs. Oklahoma 11/25/19
Assists 1, twice
Blocks 2, vs. Washington 1/9/20
Steals 1, four times
Minutes 18, twice

KEEFE'S SEASON HIGHS

Points 7, vs. Washington 1/9/20
FG 3, three times
FGA 5, vs. Washington 1/9/20
3FG
3FGA
FT 4, vs. San Francisco
FTA 7, vs. San Francisco
Rebounds 7, vs. Oklahoma 11/25/19
Assists 1, twice
Blocks 2, vs. Washington 1/9/20
Steals 1, four times
Minutes 18, twice

2019-20 GAME-BY-GAME

Opponent	Date	GS	Min	FG-FGA	Pct	3FG-FGA	Pct	FT-FTA	Pct	O/D/T	Avg	PF	FO	A/T	B	S	P	Avg
MONTANA	11/06/19	11	1-3	.333	0-0	.000	0-0	.000	0/1/1	1.0	0	0	0/0	1	0	2	2.0	
CS FULLERTON	11/09/19	18	1-2	.500	0-0	.000	3-3	1.000	0/4/4	2.5	3	0	0/0	1	0	5	3.5	
LONG BEACH ST.	11/12/19	12	3-4	.750	0-0	.000	0-0	.000	0/1/1	2.0	0	0	0/1	0	0	6	4.3	
SANTA CLARA	11/16/19	12	2-2	1.000	0-0	.000	0-0	.000	1/3/4	2.5	4	0	0/0	1	0	4	4.3	
UMES	11/19/19	12	1-3	.333	0-0	.000	0-0	.000	1/1/2	2.4	2	0	0/1	0	0	2	3.8	
WILLIAM & MARY	11/21/19	8	1-2	.500	0-0	.000	1-3	.333	0/1/1	2.2	1	0	0/0	0	0	3	3.7	
vs Oklahoma	11/25/19	11	0-2	.000	0-0	.000	0-0	.000	1/6/7	2.9	1	0	1/1	0	1	0	3.1	
vs Butler	11/26/19	9	1-1	1.000	0-0	.000	0-1	.000	0/3/3	2.9	0	0	0/0	0	0	2	3.0	
UNC WILMINGTON	12/01/19	8	2-3	.667	0-0	.000	0-0	.000	0/1/1	2.7	0	0	0/0	0	0	4	3.1	
at San Jose St.	12/14/19	15	3-4	.750	0-0	.000	0-2	.000	0/4/4	2.8	3	0	0/0	0	1	6	3.4	
SAN FRANCISCO	12/17/19	18	0-2	.000	0-0	.000	4-7	.571	1/3/4	2.9	3	0	0/1	1	1	4	3.5	
vs San Diego	12/21/19	8	0-0	.000	0-0	.000	0-2	.000	0/1/1	2.8	2	0	0/1	0	0	0	3.2	
KANSAS	12/29/19	5	0-0	.000	0-0	.000	0-0	.000	0/0/0	2.5	2	0	0/0	0	0	0	2.9	
CALIFORNIA	01/02/20	5	1-2	.500	0-0	.000	0-0	.000	2/1/3	2.6	2	0	0/0	0	0	2	2.9	
WASHINGTON	01/09/20	17	3-5	.600	0-0	.000	1-3	.333	4/1/5	2.7	3	0	0/0	2	1	7	3.1	
WASHINGTON ST	01/11/20	10	2-3	.667	0-0	.000	0-0	.000	0/0/0	2.6	0	0	1/0	0	0	4	3.2	
at UCLA	01/15/20	9	1-1	1.000	0-0	.000	0-0	.000	0/0/0	2.4	2	0	0/0	0	0	2	3.1	
at USC	01/18/20																	
at California	01/26/20																	
OREGON ST	01/30/20																	
OREGON	02/01/20																	
at Utah	02/06/20																	
at Colorado	02/08/20																	
ARIZONA ST	02/13/20																	
ARIZONA	02/15/20																	
at Washington	02/20/20																	
at Washington St	02/23/20																	
UTAH	02/26/20																	
COLORADO	03/01/20																	
at Oregon St	03/05/20																	
at Oregon	03/07/20																	

CAREER STATS

YEAR	GP	GS	MIN	AVG	FG	FGA	PCT	3-POINT			FT	FTA	PCT	REBOUNDING				PF	FO	AST	TO	BLK	STL	PTS	AVG
								FG	FGA	PCT				OFF	DEF	TOT	AVG								
2019-20	17	0	188	11.1	22	39	.564	0	0	.000	9	21	.429	10	31	41	2.4	28	0	2	5	6	4	53	3.1
TOTAL	17	0	188	11.1	22	39	.564	0	0	.000	9	21	.429	10	31	41	2.4	28	0	2	5	6	4	53	3.1



#23 NEAL BEGOVICH

Freshman | Forward | 6-9 | 220

San Francisco, Calif. | St. Ignatius College Prep | Undeclared

Three things to know...

- 1: Redshirting 2019-20 season
- 2: Two brothers at Stanford, including Daniel, a junior on the men's basketball team
- 3: Can play either forward position, excellent shooter

FAST FIVE

Favorite class at Stanford: Math 51

Favorite TV show: Power

Significance behind jersey number: 21 is the same number worn by my late father, Dan, who played at California in the late 1970's.

Most people might not know: Played doubles in tennis with brother in high school and won a state championship.

BEGOVIČ'S CAREER HIGHS

Points
FG
FGA
3FG
3FGA
FT
FTA
Rebounds
Assists
Blocks
Steals
Minutes

BEGOVIČ'S SEASON HIGHS

Points
FG
FGA
3FG
3FGA
FT
FTA
Rebounds
Assists
Blocks
Steals
Minutes

2019-20 GAME-BY-GAME

Opponent	Date	GS	Min	FG-FGA	Pct	3FG-FGA	Pct	FT-FTA	Pct	O/D/T	Avg	PF	FO	A/T	B	S	P	Avg	
MONTANA	11/06/19	DNP																	
CS FULLERTON	11/09/19	DNP																	
LBSU	11/12/19	DNP																	
SANTA CLARA	11/16/19	DNP																	
UMES	11/19/19	DNP																	
WILLIAM & MARY	11/21/19	DNP																	
vs Oklahoma	11/25/19	DNP																	
vs Butler	11/26/19	DNP																	
UNC WILMINGTON	12/01/19	DNP																	
at San Jose St.	12/14/19	DNP																	
SAN FRANCISCO	12/17/19	DNP																	
vs San Diego	12/21/19	DNP																	
KANSAS	12/29/19	DNP																	
CALIFORNIA	01/02/20	DNP																	
WASHINGTON	01/09/20	DNP																	
WASHINGTON ST	01/11/20	DNP																	
at UCLA	01/15/20	DNP																	
at USC	01/18/20																		
at California	01/26/20																		
OREGON ST	01/30/20																		
OREGON	02/01/20																		
at Utah	02/06/20																		
at Colorado	02/08/20																		
ARIZONA ST	02/13/20																		
ARIZONA	02/15/20																		
at Washington	02/20/20																		
at Washington St	02/23/20																		
UTAH	02/26/20																		
COLORADO	03/01/20																		
at Oregon St	03/05/20																		
at Oregon	03/07/20																		

CAREER STATS

YEAR	GP	GS	MIN	AVG	FG	FGA	PCT	3-POINT			FT	FTA	PCT	REBOUNDING					PF	FO	AST	TO	BLK	STL	PTS	AVG		
								FG	FGA	PCT				OFF	DEF	TOT	AVG											
2019-20	0	0	0	0.0	0	0	.000	0	0	.000	0	0	.000	0	0	0	0.0	0	0	0	0	0	0	0	0	0	0	0.0
TOTAL	0	0	0	0.0	0	0	.000	0	0	.000	0	0	.000	0	0	0	0.0	0	0	0	0	0	0	0	0	0	0.0	



#24 SAM BESKIND

Redshirt Freshman | Guard | 6-4 | 193

Tuscon, Ariz. | Catalina Foothills | Communication

Three things to know...

- 1: Former walk-on, earned scholarship on team's foreign trip to Italy
- 2: Off-ball guard, tough, hard-nosed shooter.
- 3: Completed internship over the summer with Home Court, working with basketball shot tracking

FAST FIVE

Favorite class at Stanford: Perspectives on the Good Life

Most people might not know: Favorite sport to watch on TV is tennis.

Who/what inspires you: My mom, who was a walk-on at the University of Washington. She still holds the high jump record and is a member of their Hall of Fame. She is also the kindest person I know.

Teammate fun fact: Isaac gets 5+ sample cups every time at Yogurtland.

BESKIND'S CAREER HIGHS

Points3, vs. Long Beach St. 11/12/19
 FG1, vs. Long Beach St. 11/12/19
 FGA1, three times
 3FG1, vs. Long Beach St. 11/12/19
 3FGA1, three times
 FT-
 FTA-
 Rebounds ... 2, vs. Maryland Eastern Shore 11/19/19
 Assists 1, vs. Long Beach St. 11/12/19
 Blocks 1, vs. William & Mary 11/21/19
 Steals-
 Minutes 5, vs. Maryland Eastern Shore 11/19/19

BESKIND'S SEASON HIGHS

Points3, vs. Long Beach St. 11/12/19
 FG1, vs. Long Beach St. 11/12/19
 FGA1, three times
 3FG1, vs. Long Beach St. 11/12/19
 3FGA1, three times
 FT-
 FTA-
 Rebounds ... 2, vs. Maryland Eastern Shore 11/19/19
 Assists 1, vs. Long Beach St. 11/12/19
 Blocks 1, vs. William & Mary 11/21/19
 Steals-
 Minutes 5, vs. Maryland Eastern Shore 11/19/19

2019-20 GAME-BY-GAME

Opponent	Date	GS	Min	FG-FGA	Pct	3FG-FGA	Pct	FT-FTA	Pct	O/D/T	Avg	PF	FO	A/T	B	S	P	Avg	
MONTANA	11/06/19	DNP																	
CS FULLERTON	11/09/19		1	0-0	.000	0-0	.000	0-0	.000	0/0/0	0.0	0	0	0/0	0	0	0	0.0	
LONG BEACH ST.	11/12/19		3	1-1	1.000	1-1	1.000	0-0	.000	0/0/0	0.0	0	0	1/0	0	0	3	1.5	
SANTA CLARA	11/16/19		1	0-0	.000	0-0	.000	0-0	.000	0/0/0	0.0	0	0	0/0	0	0	0	1.0	
UMES	11/19/19		5	0-0	.000	0-0	.000	0-0	.000	0/2/2	0.5	2	0	0/0	0	0	0	0.8	
WILLIAM & MARY	11/21/19		4	0-0	.000	0-0	.000	0/0/0	.000	0/0/0	0.4	0	0	0/0	1	0	0	0.6	
vs Oklahoma	11/25/19		2	0-1	.000	0-1	.000	0-0	.000	0/0/0	0.3	0	0	0/0	0	0	0	0.5	
vs Butler	11/26/19	DNP																	
UNC WILMINGTON	12/01/19		2	0-1	.000	0-1	.000	0-0	.000	0/0/0	0.3	0	0	0/0	0	0	0	0.4	
at San Jose St.	12/14/19		2	0-0	.000	0-0	.000	0-0	.000	0/0/0	0.3	0	0	0/0	0	0	0	0.4	
SAN FRANCISCO	12/17/19	DNP																	
vs San Diego	12/21/19		1	0-0	.000	0-0	.000	0-0	.000	0/0/0	0.2	0	0	0/1	0	0	0	0.3	
KANSAS	12/29/19	DNP																	
CALIFORNIA	01/02/20		1	0-0	.000	0-0	.000	0-0	.000	0/0/0	0.2	0	0	0/0	0	0	0	0.3	
WASHINGTON	01/09/20	DNP																	
WASHINGTON ST	01/11/20		3	0-0	.000	0-0	.000	0-0	.000	0/1/1	0.3	0	0	0/0	0	0	0	0.3	
at UCLA	01/15/20		1	0-0	.000	0-0	.000	0-0	.000	0/0/0	0.3	0	0	0/0	0	0	0	0.3	
at USC	01/18/20																		
at California	01/26/20																		
OREGON ST	01/30/20																		
OREGON	02/01/20																		
at Utah	02/06/20																		
at Colorado	02/08/20																		
ARIZONA ST	02/13/20																		
ARIZONA	02/15/20																		
at Washington	02/20/20																		
at Washington St	02/23/20																		
UTAH	02/26/20																		
COLORADO	03/01/20																		
at Oregon St	03/05/20																		
at Oregon	03/07/20																		

CAREER STATS

YEAR	GP	GS	MIN	AVG	FG	FGA	PCT	3-POINT			FT	FTA	PCT	REBOUNDING				PF	FO	AST	TO	BLK	STL	PTS	AVG	
								FG	FGA	PCT				OFF	DEF	TOT	AVG									
2018-19	1	0	1	1.0	0	0	.000	0	0	.000	0	0	.000	0	0	0	0.0	0	0	0	0	0	0	0	0	0.0
2019-20	12	0	26	2.2	1	3	.333	1	3	.333	0	0	.000	0	3	3	0.3	2	0	1	1	1	0	3	0.3	
TOTAL	13	0	27	2.1	1	3	.333	1	3	.333	0	0	.000	0	3	3	0.2	2	0	1	1	1	0	3	0.2	



#32 LUKAS KISUNAS

Sophomore | Forward | 6-10 | 245

Vilnius, Lithuania | Brewster Academy (N.H.) | Undeclared

Three things to know...

- 1: Hard-nosed forward/center, terrific rebounder
- 2: Competed at 2017 FIBA U18 European Championships in Slovakia, helping Lithuania to a third-place finish
- 3: Chose Stanford over Arizona and UConn

Trending: Leads the team in offensive rebounds.

FAST FIVE

Nickname: As a freshman, assistant coach Jesse Pruitt named me "Lucash"

Favorite class at Stanford: Psychology 1

Most people might not know: Award-winning photographer

Languages: Speaks Lithuanian and English, in addition to some Russian

Who/what inspires you: The chance to grow and get better as a person and as a player. I love progressing in life and taking a step forward every day.

Stranded on an island, can listen to one album: Until Death Call My Name by NBA YoungBoy

KISUNAS' CAREER HIGHS

Points 9, vs. Washington St. 1/11/20
 FG 4, twice
 FGA 7, vs. Santa Clara 11/16/19
 3FG
 3FGA
 FT 2, eight times
 FTA 4, at San Jose St. 12/14/19
 Rebounds 10, vs. Santa Clara 11/16/19
 Assists 3, vs. Washington St. 1/11/20
 Blocks 2, twice
 Steals 3, vs. UNC Wilmington 12/1/19
 Minutes 20, vs. Santa Clara 11/16/19

KISUNAS' SEASON HIGHS

Points 9, vs. Washington St. 1/11/20
 FG 4, twice
 FGA 7, vs. Santa Clara 11/16/19
 3FG
 3FGA
 FT 2, three times
 FTA 4, at San Jose St. 12/14/19
 Rebounds 10, vs. Santa Clara 11/16/19
 Assists 3, vs. Washington St. 1/11/20
 Blocks 2, vs. Washington St. 1/11/20
 Steals 3, vs. UNC Wilmington 12/1/19
 Minutes 20, vs. Santa Clara 11/16/19

2019-20 GAME-BY-GAME

Opponent	Date	GS	Min	FG-FGA	Pct	3FG-FGA	Pct	FT-FTA	Pct	O/D/T	Avg	PF	FO	A/T	B	S	P	Avg
MONTANA	11/06/19	*	16	1-2	.500	0-0	.000	1-1	1.000	1/2/3	3.0	0	0	0/0	1	0	3	3.0
CS FULLERTON	11/09/19		7	1-2	.500	0-0	.000	0-0	.000	2/0/2	2.5	3	0	0/1	0	0	2	2.5
LONG BEACH ST.	11/12/19		10	2-4	.500	0-0	.000	0-0	.000	4/3/7	4.0	1	0	0/2	0	0	4	3.0
SANTA CLARA	11/16/19		20	4-7	.571	0-0	.000	0-2	.000	3/7/10	5.5	3	0	1/2	0	0	8	4.3
UMES	11/19/19		11	1-2	.500	0-0	.000	0-0	.000	1/1/2	4.8	3	0	2/3	0	0	2	3.8
WILLIAM & MARY	11/21/19		13	0-1	.000	0-0	.000	0-1	.000	0/2/2	4.3	1	0	1/1	0	0	0	3.2
vs Oklahoma	11/25/19		5	1-1	1.000	0-0	.000	0-0	.000	2/0/2	4.0	3	0	0/0	0	0	2	3.0
vs Butler	11/26/19		8	0-2	.000	0-0	.000	0-0	.000	1/1/2	3.8	0	0	0/0	0	0	0	2.6
UNC WILMINGTON	12/01/19		15	0-0	.000	0-0	.000	2-2	1.000	2/3/5	3.9	1	0	2/1	1	3	2	2.6
at San Jose St.	12/14/19		8	2-5	.400	0-0	.000	2-4	.500	3/1/4	3.9	3	0	0/2	0	0	6	2.9
SAN FRANCISCO	12/17/19	*	10	0-0	.000	0-0	.000	0-0	.000	1/2/3	3.8	0	0	0/2	0	0	0	2.6
vs San Diego	12/21/19		7	0-0	.000	0-0	.000	0-1	.000	0/1/1	3.6	1	0	0/0	0	0	0	2.4
KANSAS	12/29/19		14	1-2	.500	0-0	.000	2-3	.667	1/3/4	3.6	1	0	1/1	1	1	4	2.5
CALIFORNIA	01/02/20		12	0-0	.000	0-0	.000	0-2	.000	0/3/3	3.6	1	0	1/0	0	0	0	2.4
WASHINGTON	01/09/20		4	0-0	.000	0-0	.000	0-0	.000	0/0/0	3.3	2	0	1/1	0	0	0	2.2
WASHINGTON ST	01/11/20		14	4-4	1.000	0-0	.000	1-2	.500	1/3/4	3.4	2	0	3/2	2	1	9	2.6
at UCLA	01/15/20		18	2-2	1.000	0-0	.000	0-0	.000	2/1/3	3.4	1	0	1/0	1	0	4	2.7
at USC	01/18/20																	
at California	01/26/20																	
OREGON ST	01/30/20																	
OREGON	02/01/20																	
at Utah	02/06/20																	
at Colorado	02/08/20																	
ARIZONA ST	02/13/20																	
ARIZONA	02/15/20																	
at Washington	02/20/20																	
at Washington St	02/23/20																	
UTAH	02/26/20																	
COLORADO	03/01/20																	
at Oregon St	03/05/20																	
at Oregon	03/07/20																	

CAREER STATS

YEAR	GP	GS	MIN	AVG	FG	FGA	PCT	3-POINT			FT	FTA	PCT	REBOUNDING					PF	FO	AST	TO	BLK	STL	PTS	AVG
								FG	FGA	PCT				OFF	DEF	TOT	AVG									
2018-19	28	0	172	6.1	17	33	.515	0	0	.000	11	18	.611	16	33	49	1.8	30	0	4	10	7	1	45	1.6	
2019-20	17	2	192	11.3	19	34	.559	0	0	.000	8	18	.444	24	33	57	3.4	26	0	13	18	6	5	46	2.7	
TOTAL	45	2	364	8.1	36	67	.537	0	0	.000	19	36	.528	40	66	106	2.4	56	0	17	28	13	6	91	2.0	

Official Basketball Box Score -- Game Totals -- Final Statistics

#5/5 Kansas vs Stanford

12/29/19 12:00 pm at

#5/5 Kansas 72 - 10-2,0-0 Big 12

Table with columns: # Player, FG-FGA, 3-Ptr, FT-FTA, Rebounds (Off, Def, Tot), PF, TP, A TO, Blk, Stl, Min. Includes player stats for David McCormack, Udoka Azubuike, etc.

FG % 1st Half: 12-32 37.5% 2nd half: 15-26 57.7% Game: 27-58 46.6% Deadball Rebounds 4
3FG % 1st Half: 3-14 21.4% 2nd half: 6-8 75.0% Game: 9-22 40.9%
FT % 1st Half: 1-3 33.3% 2nd half: 8-15 53.3% Game: 9-18 50.0%

Stanford 56 - 11-2,0-0 Pac-12

Table with columns: # Player, FG-FGA, 3-Ptr, FT-FTA, Rebounds (Off, Def, Tot), PF, TP, A TO, Blk, Stl, Min. Includes player stats for da Silva, Oscar, Jones, Spencer, etc.

FG % 1st Half: 5-23 21.7% 2nd half: 14-27 51.9% Game: 19-50 38.0% Deadball Rebounds 2
3FG % 1st Half: 1-9 11.1% 2nd half: 5-11 45.5% Game: 6-20 30.0%
FT % 1st Half: 1-9 77.8% 2nd half: 5-7 71.4% Game: 12-16 75.0%

Officials: Chris Rastatter,John Higgins,Tony Padilla

Technical fouls: #5/5 Kansas-None, Stanford-None.

Attendance: 6582

2019-20 Men's Basketball. Round: 0. Kansas vs Stanford. Played at Maples Pavilion

Score by periods table with columns: #5/5 Kansas, Stanford and rows for 1st, 2nd, Total.

Points in Paint, Off T/O, 2nd Chance, Fast Break, Bench table for KU and STAN.

Last FG - KU 2nd-02:27, STAN 2nd-00:46. Largest lead - KU by 22 2nd-05:38, STAN None. KU led for 39:27, STAN led for 00:00. Game was tied for 00:33.

Score tied - 0 times. Lead changed - 0 times.

Official Basketball Box Score -- Game Totals -- Final Statistics

California vs Stanford

01/02/20 8:00 pm at

California 52 - 6-8,0-1 Pac-12

Table with columns: # Player, FG-FGA, 3-Ptr, FT-FTA, Rebounds (Off, Def, Tot), PF, TP, A TO, Blk, Stl, Min. Includes player stats for Grant Anticevich, Andre Kelly, etc.

FG % 1st Half: 8-29 27.6% 2nd half: 9-27 33.3% Game: 17-56 30.4% Deadball Rebounds 2
3FG % 1st Half: 2-8 25.0% 2nd half: 2-7 28.6% Game: 4-15 26.7%
FT % 1st Half: 3-4 75.0% 2nd half: 11-13 84.6% Game: 14-17 82.4%

Stanford 68 - 12-2,1-0 Pac-12

Table with columns: # Player, FG-FGA, 3-Ptr, FT-FTA, Rebounds (Off, Def, Tot), PF, TP, A TO, Blk, Stl, Min. Includes player stats for da Silva, Oscar, Jones, Spencer, etc.

FG % 1st Half: 13-31 41.9% 2nd half: 12-23 52.2% Game: 25-54 46.3% Deadball Rebounds 3
3FG % 1st Half: 4-12 33.3% 2nd half: 5-11 45.5% Game: 9-23 39.1%
FT % 1st Half: 2-4 50.0% 2nd half: 7-10 70.0% Game: 9-14 64.3%

Officials: Anthony Jordan, Frank Harvey III, Kevin Brill

Technical fouls: California-None, Stanford-None.

Attendance: 3691

2019-20 Men's Basketball. Round: 0. California vs Stanford. Played at Maples Pavilion

Score by periods table with columns: California, Stanford and rows for 1st, 2nd, Total.

Points in Paint, Off T/O, 2nd Chance, Fast Break, Bench table for CAL and STAN.

Last FG - CAL 2nd-02:44, STAN 2nd-04:17. Largest lead - CAL by 5 1st-14:45, STAN by 21 2nd-04:17. CAL led for 06:25, STAN led for 30:39. Game was tied for 02:56.

Score tied - 2 times. Lead changed - 1 time.

Official Basketball Box Score -- Game Totals -- Final Statistics

Washington vs Stanford

01/09/20 6:00 pm at

Washington 55 - 11-5,1-2 Pac-12

Table with columns: # Player, FG-FGA, 3-Ptr, FT-FTA, Rebounds (Off, Def, Tot), PF, TP, A TO, Blk, Stl, Min. Includes player stats for Jaden McDaniels, Nahziah Carter, etc.

FG % 1st Half: 11-28 39.3% 2nd half: 9-24 37.5% Game: 20-52 38.5% Deadball Rebounds 6
3FG % 1st Half: 0-6 0.0% 2nd half: 3-11 27.3% Game: 3-17 17.6%
FT % 1st Half: 6-11 54.5% 2nd half: 6-14 42.9% Game: 12-25 48.0%

Stanford 61 - 13-2,2-0 Pac-12

Table with columns: # Player, FG-FGA, 3-Ptr, FT-FTA, Rebounds (Off, Def, Tot), PF, TP, A TO, Blk, Stl, Min. Includes player stats for da Silva, Oscar, Jones, Spencer, etc.

FG % 1st Half: 8-29 27.6% 2nd half: 14-28 50.0% Game: 22-57 38.6% Deadball Rebounds 2
3FG % 1st Half: 3-14 21.4% 2nd half: 8-16 50.0% Game: 11-30 36.7%
FT % 1st Half: 1-3 33.3% 2nd half: 5-9 55.6% Game: 6-12 50.0%

Officials: Scott Brown,Bob Staffen,Chris Rastatter

Technical fouls: Washington-None, Stanford-None.

Attendance: 5328

2019-20 Men's Basketball. Round: 0. Stanford vs Washington. Played at Maples Pavilion

Score by periods table with columns: Washington, Stanford and rows for 1st, 2nd, Total.

Points in Paint, Off T/O, 2nd Chance, Fast Break, Bench table for UW and STAN.

Last FG - UW 2nd-04:28, STAN 2nd-01:37. Largest lead - UW by 12 1st-01:49, STAN by 6 2nd-00:24. UW led for 31:27, STAN led for 05:05. Game was tied for 03:28.

Score tied - 3 times. Lead changed - 4 times.

Official Basketball Box Score -- Game Totals -- Final Statistics

Washington St. vs Stanford

01/11/20 3:00 pm at

Washington St. 62 - 10-7,1-3 Pac-12

Table with columns: # Player, FG-FGA, 3-Ptr, FT-FTA, Rebounds (Off, Def, Tot), PF, TP, A TO, Blk, Stl, Min. Includes player stats for Aljaz Kunc, Jeff Pollard, etc.

FG % 1st Half: 7-29 24.1% 2nd half: 15-27 55.6% Game: 22-56 39.3% Deadball Rebounds 1
3FG % 1st Half: 3-14 21.4% 2nd half: 9-13 69.2% Game: 12-27 44.4%
FT % 1st Half: 1-5 20.0% 2nd half: 5-7 71.4% Game: 6-12 50.0%

Stanford 88 - 14-2,3-0 Pac-12

Table with columns: # Player, FG-FGA, 3-Ptr, FT-FTA, Rebounds (Off, Def, Tot), PF, TP, A TO, Blk, Stl, Min. Includes player stats for da Silva, Oscar, Jones, Spencer, etc.

FG % 1st Half: 18-27 66.7% 2nd half: 18-32 56.3% Game: 36-59 61.0% Deadball Rebounds 3
3FG % 1st Half: 4-10 40.0% 2nd half: 5-13 38.5% Game: 9-23 39.1%
FT % 1st Half: 6-12 50.0% 2nd half: 1-1 100.0% Game: 7-13 53.8%

Officials: Ryan McDaniel,Jeff Wooten,Randy McCall

Technical fouls: Washington St.-None, Stanford-None.

Attendance: 3526

2019-20 Men's Basketball. Round: 0. Stanford vs Washington St.. Played at Maples Pavilion

Score by periods table with columns: Washington St., Stanford and rows for 1st, 2nd, Total.

Points in Paint, Off T/O, 2nd Chance, Fast Break, Bench table for WSU and STAN.

Last FG - WSU 2nd-00:41, STAN 2nd-02:11. Largest lead - WSU None, STAN by 33 2nd-19:17. WSU led for 00:00, STAN led for 37:49. Game was tied for 02:11.

Score tied - 1 time. Lead changed - 0 times.

Official Basketball Box Score -- Game Totals -- Final Statistics
Stanford vs UCLA
01/15/20 7:00 pm at

Stanford 74 • 15-2,4-0 Pac-12

#	Player	Total			3-Ptr			Rebounds			PF	TP	A	TO	Blk	Stl	Min
		FG-FGA	FG-FGA	FT-FTA	FG-FGA	FG-FGA	FT-FTA	Off	Def	Tot							
13	da Silva, Oscar	f	2-5	0-1	2-2	2	2	4	4	6	1	2	0	0	18		
14	Jones, Spencer	f	5-7	4-6	0-0	1	3	4	2	14	2	2	2	0	31		
01	Davis, Daejon	g	2-8	0-2	2-3	1	5	6	0	6	5	2	1	1	33		
02	Wills, Bryce	g	4-5	0-0	2-3	0	6	6	4	10	2	2	1	0	29		
03	Terry, Tyrell	g	6-13	4-7	8-10	0	4	4	2	24	3	2	0	1	36		
04	White, Isaac		0-2	0-1	2-3	0	1	1	1	2	0	0	0	0	8		
11	Delaire, Jaiden		2-4	0-0	2-5	0	1	1	3	6	1	1	0	0	17		
12	Fitzmorris, Keenan		0-0	0-0	0-0	0	0	0	0	0	0	0	0	0	0+		
22	Keefe, James		1-1	0-0	0-0	0	0	0	2	2	0	0	0	0	9		
24	Beskind, Sam		0-0	0-0	0-0	0	0	0	0	0	0	0	0	0	1		
32	Kisunas, Lukas		2-2	0-0	0-0	2	1	3	1	4	1	0	1	0	18		
	Team					1	1	2							1		
	Totals		24-47	8-17	18-26	7	24	31	19	74	15	12	5	2	200		
	FG % 1st Half:	13-24	54.2%	2nd half:	11-23	47.8%	Game:	24-47	51.1%						Deadball		
	3FG % 1st Half:	4-9	44.4%	2nd half:	4-8	50.0%	Game:	8-17	47.1%						Rebounds		
	FT % 1st Half:	3-6	50.0%	2nd half:	15-20	75.0%	Game:	18-26	69.2%						1		

UCLA 59 • 8-9,1-3 Pac-12

#	Player	Total			3-Ptr			Rebounds			PF	TP	A	TO	Blk	Stl	Min
		FG-FGA	FG-FGA	FT-FTA	FG-FGA	FG-FGA	FT-FTA	Off	Def	Tot							
24	Jalen Hill	c	5-11	0-0	4-4	5	7	12	2	14	2	4	3	2	31		
04	Jaime Jaquez Jr.	g	6-8	1-1	2-3	0	3	3	4	15	2	2	0	1	27		
05	Chris Smith	g	1-4	0-1	4-4	2	4	6	2	6	1	4	0	0	25		
10	Tyger Campbell	g	1-5	1-2	1-2	0	0	0	1	4	5	0	0	2	20		
34	David Singleton	g	4-9	3-6	0-0	0	2	2	3	11	2	0	1	0	32		
00	Alex Olesinski		1-2	0-1	0-0	1	1	2	1	2	1	0	1	0	10		
02	Cody Riley		1-1	0-0	0-0	0	1	1	0	2	1	1	1	0	9		
03	Jules Bernard		0-0	0-0	0-0	0	0	0	0	0	0	3	0	0	8		
13	Jake Kyman		2-11	0-5	0-0	0	3	3	4	4	0	1	0	0	29		
22	Shareef O'Neal		0-1	0-0	1-3	1	2	3	2	1	0	0	0	0	7		
23	Prince Ali		0-1	0-0	0-0	0	0	0	0	0	1	0	0	0	2		
	Team					2	0	2							2		
	Totals		21-53	5-16	12-16	11	23	34	19	59	15	15	6	5	200		
	FG % 1st Half:	13-30	43.3%	2nd half:	8-23	34.8%	Game:	21-53	39.6%						Deadball		
	3FG % 1st Half:	3-9	33.3%	2nd half:	2-7	28.6%	Game:	5-16	31.3%						Rebounds		
	FT % 1st Half:	2-3	66.7%	2nd half:	10-13	76.9%	Game:	12-16	75.0%						1		

Officials: Tommy Nunez, Nate Harris, Gregory Nixon
 Technical fouls: Stanford-None. UCLA-TEAM.
 Attendance: 5148
 2019-20 Men's Basketball. Round: 0. Stanford vs UCLA. Played at Pauley Pavilio

Score by periods	1st	2nd	Total	Points	In	Off	2nd	Fast	Bench
Stanford	33	41	74	Stanford	30	21	8	13	14
UCLA	31	28	59	UCLA	26	10	11	5	9

Last FG - STAN 2nd-02:16, UCLA 2nd-00:45. Score tied - 3 times.
 Largest lead - STAN by 19 2nd-01:42, UCLA by 7 1st-04:55. Lead changed - 2 times.
 STAN led for 32:40. UCLA led for 05:27. Game was tied for 01:53.

2019-20 Stanford Men's Basketball
Stanford Team Game-by-Game (as of Jan 15, 2020)
All games

TEAM STATISTICS

Opponent	Date	Score	W	Total		3-Pointers		Free throws		Rebounds				pf	a	t/o	blk	stl	pts	avg
				fg-fga	pct	3fg-fga	pct	ft-fa	pct	off	def	tot	avg							
MONTANA	11/06/19	73-62	W	27-54	.500	7-17	.412	12-13	.923	1	27	28	28.0	12	13	10	5	13	73	73.0
CAL ST. FULLERTON	11/09/19	70-54	W	25-50	.500	5-17	.294	15-26	.577	4	30	34	31.0	17	10	16	4	7	70	71.5
LONG BEACH ST.	11/12/19	86-58	W	35-65	.538	10-23	.435	6-7	.857	10	28	38	33.3	12	23	12	1	9	86	76.3
SANTA CLARA	11/16/19	82-64	W	26-52	.500	4-10	.400	26-35	.743	9	29	38	34.5	20	13	13	2	8	82	77.8
MARYLAND EASTERN SH	11/19/19	76-55	W	27-50	.540	9-17	.529	13-18	.722	9	25	34	34.4	12	16	19	3	8	76	77.4
WILLIAM & MARY	11/21/19	81-50	W	26-47	.553	8-16	.500	21-30	.700	5	34	39	35.2	19	11	15	6	8	81	78.0
vs Oklahoma	11/25/19	73-54	W	25-65	.385	10-25	.400	13-19	.684	15	36	51	37.4	15	12	14	4	10	73	77.3
vs Butler	11/26/19	67-68	L	26-49	.531	9-20	.450	6-9	.667	6	17	23	35.6	10	18	15	3	6	67	76.0
UNC WILMINGTON	12/01/19	72-54	W	28-54	.519	8-25	.320	8-11	.727	6	27	33	35.3	8	17	10	5	6	72	75.6
at San Jose St.	12/14/19	78-58	W	30-60	.500	4-16	.250	14-24	.583	13	35	48	36.6	19	11	19	4	7	78	75.8
SAN FRANCISCO	12/17/19	64-56	W	23-48	.479	4-11	.364	14-19	.737	5	26	31	36.1	11	6	19	5	6	64	74.7
vs San Diego	12/21/19	62-59	W	23-53	.434	8-21	.381	8-14	.571	8	31	39	36.3	10	11	20	5	8	62	73.7
#5/5 KANSAS	12/29/19	56-72	L	19-50	.380	6-20	.300	12-16	.750	4	21	25	35.5	16	10	19	3	10	56	72.3
CALIFORNIA	01/02/20	68-52	W	25-54	.463	9-23	.391	9-14	.643	4	26	30	35.1	13	14	11	5	8	68	72.0
WASHINGTON	01/09/20	61-55	W	22-57	.386	11-30	.367	6-12	.500	9	23	32	34.9	23	17	16	3	10	61	71.3
WASHINGTON ST.	01/11/20	88-62	W	36-59	.610	9-23	.391	7-13	.538	4	28	32	34.7	18	23	9	6	8	88	72.3
at UCLA	01/15/20	74-59	W	24-47	.511	8-17	.471	18-26	.692	7	24	31	34.5	19	15	12	5	2	74	72.4
Stanford		1231		447-914	.489	129-331	.390	208-306	.680	119	467	586	34.5	254	240	249	69	134	1231	72.4
Opponents		992		366-948	.386	110-361	.305	150-249	.602	173	409	582	34.2	306	168	292	55	104	992	58.4

Games played: 17
Points/game: 72.4
FG Pct: 48.9
3FG Pct: 39.0
FT Pct: 68.0

Rebounds/game: 34.5
Assists/game: 14.1
Turnovers/game: 14.6
Assist/turnover ratio: 1.0
Steals/game: 7.9
Blocks/game: 4.1

2019-20 Stanford Men's Basketball
Stanford Combined Team Statistics (as of Jan 15, 2020)
All games

RECORD:	OVERALL	HOME	AWAY	NEUTRAL
ALL GAMES	15-2	11-1	2-0	2-1
CONFERENCE	4-0	3-0	1-0	0-0
NON-CONFERENCE	11-2	8-1	1-0	2-1

##	Player	gp-gs	min	avg	Total		3-Point		F-Throw		Rebounds				pf	dq	a	to	blk	stl	pts	avg
					fg-fga	fg%	3fg-fga	3fg%	ft-fa	ft%	off	def	tot	avg								
13	da Silva, Oscar	17-17	456	26.8	100-164	.610	7-21	.333	63-77	.818	22	71	93	5.5	39	0	28	46	14	23	270	15.9
03	Terry, Tyrell	16-16	495	30.9	87-183	.475	36-84	.429	43-49	.878	7	80	87	5.4	28	0	55	41	0	26	253	15.8
14	Jones, Spencer	17-16	488	28.7	55-128	.430	46-102	.451	9-13	.692	12	52	64	3.8	27	0	12	11	17	12	165	9.7
01	Davis, Daejon	17-17	536	31.5	58-128	.453	16-40	.400	20-35	.571	5	51	56	3.3	37	0	65	42	9	31	152	8.9
02	Wills, Bryce	17-17	500	29.4	44-97	.454	4-22	.182	18-36	.500	4	68	72	4.2	30	0	42	36	10	18	110	6.5
11	Delaire, Jaiden	17-0	273	16.1	36-74	.486	4-16	.250	23-36	.639	8	24	32	1.9	23	0	10	21	6	10	99	5.8
04	White, Isaac	16-0	193	12.1	22-52	.423	15-39	.385	13-16	.813	7	18	25	1.6	4	0	9	7	0	4	72	4.5
22	Keefe, James	17-0	188	11.1	22-39	.564	0-0	.000	9-21	.429	10	31	41	2.4	28	0	2	5	6	4	53	3.1
32	Kisunas, Lukas	17-2	192	11.3	19-34	.559	0-0	.000	8-18	.444	24	33	57	3.4	26	0	13	18	6	5	46	2.7
12	Fitzmorris, Keenan	12-0	24	2.0	3-11	.273	0-4	.000	0-1	.000	3	4	7	0.6	7	0	0	5	0	0	6	0.5
24	Beskind, Sam	12-0	26	2.2	1-3	.333	1-3	.333	0-0	.000	0	3	3	0.3	2	0	1	1	1	0	3	0.3
15	Herenton, Rodney	11-0	24	2.2	0-1	.000	0-0	.000	2-4	.500	0	1	1	0.1	2	0	3	3	0	1	2	0.2
21	Begovich, Daniel	4-0	5	1.3	0-0	.000	0-0	.000	0-0	.000	1	0	1	0.3	1	0	0	1	0	0	0	0.0
Team											16	31	47				12					
Total.....		17	3400		447-914	.489	129-331	.390	208-306	.680	119	467	586	34.5	254	0	240	249	69	134	1231	72.4
Opponents.....		17	3400		366-948	.386	110-361	.305	150-249	.602	173	409	582	34.2	306	-	168	292	55	104	992	58.4

TEAM STATISTICS	STAN	OPP	Date	Opponent	Score	Att.
SCORING	1231	992	11/06/19	MONTANA	w 73-62	2930
Points per game	72.4	58.4	11/09/19	CAL ST. FULLERTON	w 70-54	2756
Scoring margin	+14.1	-	11/12/19	LONG BEACH ST.	w 86-58	2558
FIELD GOALS-ATT	447-914	366-948	11/16/19	SANTA CLARA	w 82-64	3491
Field goal pct	.489	.386	11/19/19	MARYLAND EASTERN SHORE	w 76-55	2173
3 POINT FG-ATT	129-331	110-361	11/21/19	WILLIAM & MARY	w 81-50	2502
3-point FG pct	.390	.305	# 11/25/19	vs Oklahoma	w 73-54	8963
3-pt FG made per game	7.6	6.5	# 11/26/19	vs Butler	L 67-68	8506
FREE THROWS-ATT	208-306	150-249	12/01/19	UNC WILMINGTON	w 72-54	3298
Free throw pct	.680	.602	12/14/19	at San Jose St.	w 78-58	2898
F-Throws made per game	12.2	8.8	12/17/19	SAN FRANCISCO	w 64-56	3303
REBOUNDS	586	582	\$ 12/21/19	vs San Diego	w 62-59	3586
Rebounds per game	34.5	34.2	12/29/19	#5/5 KANSAS	L 56-72	6582
Rebounding margin	+0.2	-	* 01/02/20	CALIFORNIA	w 68-52	3691
ASSISTS	240	168	* 01/09/20	WASHINGTON	w 61-55	5328
Assists per game	14.1	9.9	* 01/11/20	WASHINGTON ST.	w 88-62	3526
TURNOVERS	249	292	* 01/15/20	at UCLA	w 74-59	5148
Turnovers per game	14.6	17.2				
Turnover margin	+2.5	-				
Assist/turnover ratio	1.0	0.6				
STEALS	134	104				
Steals per game	7.9	6.1				
BLOCKS	69	55				
Blocks per game	4.1	3.2				
ATTENDANCE	42138	29101				
Home games-Avg/Game	12-3512	2-4023				
Neutral site-Avg/Game	-	3-7018				

Score by Periods	1st	2nd	Totals
Stanford	567	664	1231
Opponents	412	580	992

2019-20 Stanford Men's Basketball
Stanford Combined Team Statistics (as of Jan 15, 2020)
Conference games only

RECORD:	OVERALL	HOME	AWAY	NEUTRAL
ALL GAMES	4-0	3-0	1-0	0-0
CONFERENCE	4-0	3-0	1-0	0-0
NON-CONFERENCE	0-0	0-0	0-0	0-0

##	Player	gp-gs	min	avg	Total		3-Point		F-Throw		Rebounds				pf	dq	a	to	blk	stl	pts	avg
					fg-fga	fg%	3fg-fga	3fg%	ft-fa	ft%	off	def	tot	avg								
03	Terry, Tyrell	4-4	126	31.5	22-42	.524	14-26	.538	13-15	.867	1	23	24	6.0	11	0	15	11	0	2	71	17.8
01	Davis, Daejon	4-4	123	30.8	15-38	.395	6-17	.353	8-13	.615	3	15	18	4.5	8	0	20	8	1	7	44	11.0
13	da Silva, Oscar	4-4	89	22.3	16-28	.571	1-5	.200	7-10	.700	3	14	17	4.3	12	0	5	8	5	4	40	10.0
14	Jones, Spencer	4-4	123	30.8	13-34	.382	10-24	.417	0-0	.000	1	9	10	2.5	11	0	4	4	5	3	36	9.0
02	Wills, Bryce	4-4	110	27.5	13-21	.619	0-3	.000	4-7	.571	0	15	15	3.8	7	0	11	6	2	5	30	7.5
04	White, Isaac	4-0	70	17.5	7-18	.389	5-14	.357	3-4	.750	0	5	5	1.3	2	0	2	0	0	3	22	5.5
11	Delaire, Jaiden	4-0	56	14.0	8-18	.444	1-4	.250	3-9	.333	2	4	6	1.5	7	0	4	5	1	2	20	5.0
22	Keefe, James	4-0	41	10.3	7-11	.636	0-0	.000	1-3	.333	6	2	8	2.0	7	0	1	0	2	1	15	3.8
32	Kisunas, Lukas	4-0	48	12.0	6-6	1.000	0-0	.000	1-4	.250	3	7	10	2.5	6	0	6	3	3	1	13	3.3
24	Beskind, Sam	3-0	5	1.7	0-0	.000	0-0	.000	0-0	.000	0	1	1	0.3	0	0	0	0	0	0	0	0.0
15	Herenton, Rodney	2-0	4	2.0	0-0	.000	0-0	.000	0-0	.000	0	0	0	0.0	0	0	1	0	0	0	0	0.0
12	Fitzmorris, Keenan	3-0	4	1.3	0-1	.000	0-0	.000	0-0	.000	0	2	2	0.7	2	0	0	0	0	0	0	0.0
21	Begovich, Daniel	1-0	1	1.0	0-0	.000	0-0	.000	0-0	.000	0	0	0	0.0	0	0	0	0	0	0	0	0.0
Team											5	4	9				3					
Total.....		4	800		107-217	.493	37-93	.398	40-65	.615	24	101	125	31.3	73	0	69	48	19	28	291	72.8
Opponents.....		4	800		80-217	.369	24-75	.320	44-70	.629	52	102	154	38.5	66	-	36	72	14	22	228	57.0

TEAM STATISTICS	STAN	OPP	Date	Opponent	Score	Att.
SCORING	291	228	* 01/02/20	CALIFORNIA	w 68-52	3691
Points per game	72.8	57.0	* 01/09/20	WASHINGTON	w 61-55	5328
Scoring margin	+15.8	-	* 01/11/20	WASHINGTON ST.	w 88-62	3526
FIELD GOALS-ATT	107-217	80-217	* 01/15/20	at UCLA	w 74-59	5148
Field goal pct	.493	.369				
3 POINT FG-ATT	37-93	24-75				
3-point FG pct	.398	.320				
3-pt FG made per game	9.3	6.0				
FREE THROWS-ATT	40-65	44-70				
Free throw pct	.615	.629				
F-Throws made per game	10.0	11.0				
REBOUNDS	125	154				
Rebounds per game	31.3	38.5				
Rebounding margin	-7.2	-				
ASSISTS	69	36				
Assists per game	17.3	9.0				
TURNOVERS	48	72				
Turnovers per game	12.0	18.0				
Turnover margin	+6.0	-				
Assist/turnover ratio	1.4	0.5				
STEALS	28	22				
Steals per game	7.0	5.5				
BLOCKS	19	14				
Blocks per game	4.8	3.5				
ATTENDANCE	12545	5148				
Home games-Avg/Game	3-4182	1-5148				
Neutral site-Avg/Game	-	0-0				

Score by Periods	1st	2nd	Totals
Stanford	131	160	291
Opponents	98	130	228



1 Daejon Davis

G • 6-3 • 185 • Jr.
Seattle, Wash.
Garfield HS



2 Bryce Wills

G • 6-6 • 195 • So.
White Plains, N.Y.
Iona Preparatory School



3 Tyrell Terry

G • 6-2 • 160 • Fr.
Minneapolis, Minn.
DeLaSalle HS



4 Isaac White

G • 6-2 • 180 • Jr.
Adelaide, Australia
Sacred Heart College HS




5 Kodye Pugh

F • 6-8 • 205 • R-Jr.
Baltimore, Md.
Blair Academy (N.J.)



11 Jaiden Delaire

F • 6-9 • 200 • So.
North Granby, Conn.
Granby Memorial




12 Keenan Fitzmorris

C • 7-0 • 210 • R-Fr.
Overland Park, Kan.
New Hampton School (N.H.)



13 Oscar da Silva

F • 6-9 • 225 • Jr.
Munich, Germany
Ludwig Gymnasium



14 Spencer Jones

F • 6-7 • 195 • Fr.
Roeland Park, Kan.
Bishop Medge HS



15 Rodney Herenton

G • 6-1 • 185 • Sr.
Chicago, Ill.
Stevenson HS



21 Daniel Begovich

G • 6-5 • 200 • Jr.
San Francisco, Calif.
St. Ignatius College Prep



22 James Keefe

F • 6-9 • 220 • Fr.
Los Angeles, Calif.
Loyola HS



23 Neal Begovich

F • 6-9 • 220 • Fr.
San Francisco, Calif.
St. Ignatius College Prep



24 Sam Beskind

G • 6-4 • 193 • R-Fr.
Tucson, Ariz.
Catalina Foothills HS



32 Lukas Kisunas

F • 6-10 • 245 • So.
Vilnius, Lithuania
Brewster Academy (N.H.)



Jerod Haase

Anne and Tony
Joseph Director of
Men's Basketball



Jeff Wulbrun

James C. Gaither
Associate Head Coach
of Men's Basketball




Adam Cohen

Associate
Head Coach



Jesse Pruitt

Assistant
Coach



David Berkun

Director of
Operations



Tom Orlich

Assistant to the
Head Coach



Camryn Crocker

Director of Player
Development



Mike Chatman

Sports Performance
Coach



Jack Frost

Program
Assistant