



STANFORD BASEBALL



@STANFORDBSB



@STANFORDBASEBALL

CONTACT: Tyler Geivett > 650.313.9338 > tgeivett@stanford.edu

2021 SCHEDULE

 OVERALL: 12-3 | PAC-12: 2-1
 H: 9-2 | A: 3-1 | N: 0-0

FEBRUARY (3-1)

Thu.	25	Santa Clara	W, 10-7
Fri.	26	at Santa Clara	W, 8-0
Sat.	27	Santa Clara	W, 10-6
Sun.	28	at Santa Clara	L, 13-0

MARCH (9-2)

Thu.	4	San Francisco	W, 7-6 (10)
Fri.	5	San Francisco	W, 3-2
Sat.	6	at San Francisco	W, 10-6
Sun.	7	at San Francisco	W, 15-13
Fri.	12	UC Irvine	W, 4-1
Sat.	13	UC Irvine (1)	W, 6-1
		UC Irvine (2)	L, 5-1
Sun.	14	UC Irvine	W, 8-6
Fri.	19	Utah *	W, 4-2
Sat.	20	Utah *	L, 8-4
Sun.	21	Utah *	W, 4-1
Sat.	27	Fresno State	2:05 p.m.
Sun.	28	Fresno State	1:05 p.m.
Mon.	29	at Sacramento State	3:00 p.m.

APRIL (0-0)

Thu.	1	at Washington State *	4:00 p.m.
Fri.	2	at Washington State *	5:00 p.m.
Sat.	3	at Washington State *	12:00 p.m.
Tue.	6	California	6:05 p.m.
Fri.	9	UCLA *	2:05 p.m.
Sat.	10	UCLA *	2:05 p.m.
Sun.	11	UCLA *	1:05 p.m.
Wed.	14	Pacific	6:05 p.m.
Fri.	16	at Arizona State *	6:35 p.m.
Sat.	17	at Arizona State *	6:35 p.m.
Sun.	18	at Arizona State *	12:35 p.m.
Wed.	21	at Pacific	6:00 p.m.
Fri.	23	Washington *	6:05 p.m.
Sat.	24	Washington *	2:05 p.m.
Sun.	25	Washington *	1:05 p.m.
Wed.	28	Pacific	6:05 p.m.
Fri.	30	at USC *	6:00 p.m.

MAY (0-0)

Sat.	1	at USC *	2:00 p.m.
Sun.	2	at USC *	1:00 p.m.
Fri.	7	Arizona *	6:05 p.m.
Sat.	8	Arizona *	2:05 p.m.
Sun.	9	Arizona *	1:05 p.m.
Fri.	14	at California *	6:00 p.m.
Sat.	15	at California *	3:00 p.m.
Sun.	16	at California *	1:00 p.m.
Mon.	17	California	6:05 p.m.
Fri.	21	at Oregon *	6:00 p.m.
Sat.	22	at Oregon *	2:00 p.m.
Sun.	23	at Oregon *	12:00 p.m.
Thu.	27	Oregon State *	6:05 p.m.
Fri.	28	Oregon State *	6:05 p.m.
Sat.	29	Oregon State *	2:05 p.m.

JUNE (0-0)

Fri.-Mon.	4-7	NCAA Regionals	TBD
Fri.-Mon.	11-14	NCAA Super Regionals	TBD
Sat.-Wed.	19-30	NCAA College World Series	TBD

All times Pacific | Home Games in Bold

* Pac-12 Conference game | Pac-12 Networks

STANFORD CARDINAL (12-3) vs. FRESNO STATE BULLDOGS (7-8)

Klein Field at Sunken Diamond / Stanford, Calif.

TV: None | RADIO: KZSU 90.1 FM | LIVE STREAM: Stanford Live Stream

PROBABLE PITCHING MATCHUPS

Sophomore LHP Quinn Mathews (2-0 2.45 ERA)	SATURDAY	Senior RHP Jamison Hill (2-0 3.38 ERA)
TBA	SUNDAY	Sophomore LHP Jake Dixon (2-1 4.50 ERA)
TBA	MONDAY	TBA (Sacramento State)

SERIES HISTORY (SINCE 1959)

All-Time: 86-46-1 (.652)	Current Streak: W2	Notable: Stanford defeated Fresno State in the Regional round in 2019 to advance in the NCAA Tournament.
First Meeting: 3/25/59 (L, 2-1)	Last 5: 4-1 WWLWW	
Last Meeting: 6/3/19 (W, 9-7)	Last 10: 9-1 WWLWWWWWWW	

LEADING OFF

» **STANFORD** is currently ranked No. 26 according to Collegiate Baseball, No. 28 in the NCBWA poll and is receiving votes in the USA Today Coaches Poll ... is hitting .306 with 20 doubles and 13 home runs over the last 10 games ... hit seven home runs in the first three games of the season, and has launched 21 through 15 games, after connecting for just two in 16 games a year ago ... is 20-10 in the month of February, 35-10 in March and 27-7 in April under the Clarke and Elizabeth Nelson Director of Baseball David Esquer ... welcomed the seventh-ranked recruiting class according to Perfect Game and Baseball America (11th according to D1Baseball) ... returned to campus on Jan. 23 to begin its mandatory 10-day travel quarantine and medical onboarding process in preparation for the 2021 season.

» **NICK BRUESER** has hit safely in eight straight games (.483, 6 R, 2B, 2 HR, 8 RBIs) ... is hitting .529 (9 for 17) with a double, a home run and three RBIs over the last five games ... has driven in eight runs while hitting .424 (14 for 33) over the last 10 games ... has amassed a team-best six multi-hit games.

» **DAVID ESQUER** won his 100th game at the helm of the program on March 4 as Stanford walked off with a 7-6 victory over San Francisco in 10 innings ... now in his fourth season, he has amassed a 108-40 overall record at Stanford and owns a 633-507-2 record as a Division I head coach (18 seasons at California).

» **ZACH GRECH** has made a team-best nine appearances and has factored into the decisions in all nine games - compiling a 2-0 record and a national-best seven saves ... has allowed just two unearned runs on seven hits with 17 strikeouts over 16 innings of work while compiling a .44 WHIP to rank third nationally and first in the Pac-12 ... has allowed just three baserunners over his last five outings - a span of seven innings.

» **KODY HUFF** hit safely in each of the first nine games to start the season (.361, 7 R, 2 2B, HR, 6 RBIs), and has a hit in 11 of the 15 so far ... has reached safely in all but three games ... three-run home run vs. Santa Clara on Feb. 27 was the first of his career and came in the eighth inning to add insurance in a 10-6 victory.

» **BROCK JONES** was named *Collegiate Baseball* national player of the week on March 8 after going 8 for 18 (.444) with four runs scored, two doubles, a triple and three homers to the tune of 12 RBIs and a 1.167 slugging percentage in a series sweep over San Francisco ... hit a pair of home runs in the opening weekend series with Santa Clara before adding three more, including his first career multi-homer game on March 7, in the series vs. San Francisco... has reached safely in all 15 games this year and is hitting .309 with a team-best seven home runs (first in Pac-12), 19 RBIs and 13 runs scored ... has amassed 11 extra-base hits, including three doubles and a triple, while compiling a .782 slugging percentage ... has recorded five multi-hit and four multi-RBI games ... batting .353 (12 for 34) with two doubles, five home runs and 14 RBIs over the last 10 games.

» **VINCENT MARTINEZ** homered in three straight games beginning on March 7 at San Francisco and ending with game one of a doubleheader against UC Irvine on March 13 ... hit safely in eight straight games from March 6 to March 20 (.452, 9 R, 3 HR, 5 RBIs) ... is hitting .353 (6 for 17) with three runs scored over the last five games ... batting .400 (14 for 35) with nine runs scored and three homers over the last 10 games ... has amassed five multi-hit games.

» **CHRISTIAN ROBINSON** has driven in 15 runs to rank second on the team ... has a hit in all but four games this year and has compiled four multi-hit games ... 5 of 5 in stolen base attempts to place second on the team (Tawa: 8 of 8) ... contributed walk-off single in the 10th to beat San Francisco 7-6 on March 4 ... 4 for 4 with a double, a home run, two runs scored and three RBIs vs. San Francisco on March 6 ... has four multi-RBI games.

» **TIM TAWA** hit safely in nine straight games from March 4 to March 20 (.464, 8 R, 5 2B, 3 RBIs) ... has hit safely in all but three games this year ... is hitting .429 (12 for 28) with seven runs scored and five doubles over the last 10 games ... has amassed five multi-hit games.

THIS WEEKEND

After a three-game series with CSU Bakersfield was canceled due to the Roadrunners pausing all baseball operations as a result of university and department wide health and safety protocols, Stanford added two games against Fresno State. The Cardinal will host the Bulldogs on Saturday at 2:05 p.m. before closing the two-game set on Sunday with a 1:05 p.m. first pitch. Stanford also added a Monday game against Sacramento State. That road contest is set to begin at 3 p.m.

BY THE NUMBERS

19

Brendan Beck owns a 2-0 record and a 1.26 ERA with 19 strikeouts over his last two starts.

11.32

Austin Weiermiller is averaging 11.32 strikeouts per nine innings while managing a 6.5 K/BB ratio.

7

Brock Jones' seven homers are the most through 15 games for Stanford since Jed Lowrie's seven in 2005.

6

Stanford is one of just six programs to win consecutive CWS titles, earning the Trophy in 1987 and 1988.

A LOOK BACK

Stanford opened Pac-12 play with a three-game series win over Utah last weekend, claiming 4-2 and 4-1 victories to bookend the series. The Cardinal took the opener behind a strong start from senior Brendan Beck. Beck matched career highs in innings pitched (8.0) and strikeouts (11) in the victory to move to 3-0 on the season. Friday marked the third time in Beck's career that he has gone eight innings, including the first since February 28, 2020 vs. Grand Canyon. He also reached 11 strikeouts for the third time in his career, including the first time since striking out 11 against Kansas State on March 6, 2020. The native of Corona, Calif. did not allow a baserunner until the sixth inning. Offensively, Stanford was paced by freshman Drew Bowser and senior Nick Brueser. Bowser hit .545 (6 for 11) with three RBIs, while Brueser batted .500 (6 for 12) with a homer and two driven in. Brueser's fifth-inning Sunday home run broke a 1-1 tie and handed Stanford a lead it would not relinquish en route to taking the series.

ON TOP EARLY

The Cardinal is 9-1 when scoring first in a game this season, including 4-0 when scoring in the first inning. Stanford is outscoring opponents 30-8 in the first two innings of games this season – 16-6 in the first and 14-2 in the second.

OFFENSIVE UPTICK

Stanford's offensive output has been impressive through 15 games this year, as the Cardinal has batted .278 with 94 runs scored on 142 hits – including 26 doubles, a triple and 21 home runs. In 16 games played in 2020, the Cardinal hit .207 with 47 runs scored, 29 doubles, two triples and two home runs. Stanford is averaging 6.27 runs per game this year after averaging 2.94 runs per game a year ago. The Cardinal has scored 10-plus runs in four of the 15 games, and six-plus in eight of 15, this year after finishing with eight or fewer in each of the 16 contests a year ago. Through 15 games last year, Stanford was 5-10 and hit .207 with 46 runs scored, 27 doubles, two triples and two home runs.

EARLY SEASON LONG BALLS

Stanford hit just two home runs over 16 games played in 2020, but connected for seven in the first three games this season – including four on Opening Day vs. Santa Clara. Held homerless just five times this year, the Cardinal has launched 21 through 15 games this season to rank first in the conference and 21st in the nation for home runs per game (1.40 per game). The 21 round-trippers are the most for the Cardinal through 15 games since at least 2000, as Stanford's previous high-water mark over that span was 17 in 2002. Stanford's game high for home runs this season is four – managing the feat twice (Feb. 25 vs. Santa Clara; March 7 at San Francisco).

THIEVES ON THE BASES

Stanford has swiped 24 bases in 26 attempts this year to rank second in the Pac-12 for stolen bases (Washington, 27). Senior Tim Tawa is a perfect 8 for 8 in steal attempts to lead the way for the Cardinal. Christian Robinson is 5 for 5, Brock Jones is 4 for 6, and Tommy Troy is 2 for 2 to round out the Cardinal with multiple steals. The Cardinal was successful on its first 14 attempts this year.

CASHING IN ON OPPORTUNITIES

The Cardinal is hitting .317 (44 for 139) with six doubles, six home runs and 66 RBIs with runners in scoring position this season. Seniors Tim Tawa and Christian Robinson have shown the most success, with Tawa hitting .571 (4 for 7) and Robinson .471 (8 for 17). Robinson has delivered 14 RBIs in the situation, highlighted by a grand slam on February 25. Sophomore Brock Jones has also cashed in, hitting .444 (8 for 18) with two doubles, three homers and 14 RBIs in run-producing situations. The trend doesn't dip too much with two outs, as the Cardinal is hitting .279 (17 for 61) with three home runs while batting with two away and runners in scoring position. Overall, Stanford has produced 30 two-out RBIs – guided by eight from Robinson and six from sophomore Kody Huff.

NATIONAL PLAYER OF THE WEEK

Sophomore Brock Jones was selected as one of *Collegiate Baseball's* national players of the week on March 8 after leading Stanford to a four-game sweep of San Francisco from March 4-7. Jones was 8 for 18 (.444) with four runs scored, two doubles, a triple and three homers to the tune of 12 RBIs and a 1.167 slugging percentage over the four games against the Dons. The native of Fresno, Calif. managed a pair of homers in the series finale on Sunday – the first multi-homer game of his career.

WELCOME TO THE FARM

Stanford's freshman class arrived on The Farm as the seventh-ranked recruiting class in the nation according to Perfect Game and Baseball America. The class features three of the top seven recruits in the Pac-12 according to Perfect Game, as Ryan Bruno, Drew Bowser and Tommy Troy enter ranked No. 2, No. 3 and No. 7, respectively. Eddie Park, Joey Dixon and Drew Dowd are also ranked in Perfect Game's Top 20. D1Baseball tabbed the class, which did not lose a player to the shortened 2020 MLB Draft, 11th overall and second in the Pac-12. The 2020 class is the first top-10 class under David Esquer at Stanford after taking over the program in 2018.

CARDINAL PICKED FIFTH IN PRESEASON POLL

Stanford was picked to finish fifth in the conference according to the Pac-12 Baseball Preseason Coaches Poll. UCLA, which opened the season ranked No. 2 nationally, emerged as the preseason favorite after receiving all 10 available first-place votes and totaling 100 points. Arizona was picked to finish second in the preseason poll with a total of 85 points. The Wildcats narrowly edged Arizona State (83 points) for the runner-up position. Oregon State came in fourth place with 59 points, closely followed by the Cardinal (58 points) in fifth and USC (55 points) in sixth. Oregon (47 points), Washington (45), California (39), Washington State (20) and Utah (14) rounded out the poll.

2021 PAC-12 STANDINGS (AS OF 3/24)							PAC-12 PRESEASON POLL		
SCHOOL	PAC-12	%	GB	OVERALL	%	STRK	NO	SCHOOL (1ST)	PTS
USC	3-0	1.000	-	9-7	.563	L1	1.	UCLA (10)	100
Stanford	2-1	.667	1	12-3	.800	W1	2.	Arizona	85
Oregon	2-1	.667	1	11-4	.733	W3	3.	Arizona State	83
Oregon State	2-1	.667	1	13-5	.722	L1	4.	Oregon State	59
UCLA	2-1	.667	1	13-6	.684	W2	5.	Stanford	58
Washington State	1-2	.333	2	12-4	.750	W1	6.	USC	55
Arizona State	1-2	.333	2	12-5	.706	L2	7.	Oregon	47
Arizona	1-2	.333	2	14-6	.700	W1	8.	Washington	45
Utah	1-2	.333	2	4-11	.267	L2	9.	California	39
California	0-0	.000	1.5	12-7	.632	W2	10.	Washington State	20
Washington	0-3	.000	3	8-10	.444	L4	11.	Utah	14

STANFORD QUICK FACTS

UNIVERSITY INFORMATION	
Location	Stanford, Calif.
Founded	1891
Enrollment	16,384 (6,994 undergraduate)
Nickname	Cardinal
Colors	Cardinal and White
Conference	Pac-12
President	Marc Tessier-Lavigne
Provost	Persis Drell
Director of Athletics	Bernard Muir
Faculty Representative	Jeff Koseff
Ticket Office Phone	1-800-STANFORD
Home Field	Klein Field at Sunken Diamond
Capacity	2,113 Seats 4,000 Total
Dimensions	335-400-335
Web Site	www.gostanford.com

BASEBALL STAFF

Clarke & Elizabeth Nelson Director of Baseball	David Esquer
Seasons	Fourth at Stanford, 22nd overall
Alma Mater	Stanford '87
Stanford Overall Record	108-40
Stanford Pac-12 Record	46-16
Career Record	633-507-2
Career Pac-12 Record	264-274
Assistant Coach	Thomas Eager (fourth season)
Assistant Coach	Tommy Nicholson (fourth season)
Assistant Coach	Steve Rodriguez (second season)
Director of Operations	Jeanette Morganti
Video Coordinator	Sky Valenzuela

TEAM FACTS

2020 Record	5-11
2020 Pac-12 Record Finish	0-0 --
Position Starters Returning Lost	7 2
Starting Pitchers Returning Lost	4 0
Letterwinners Returning Lost	28 7
Newcomers	11

BASEBALL HISTORY

NCAA Championships (2)1987 1988
Pac-12 Conference Championships (18)1924 1925 (Southern Division)
.....1927 (Southern Division)	1931 (Southern Division)
.....1950 1953	1966 (Southern Division)
.....1967	1983 (Southern Division)
.....1985 (Southern Division)	1987 (Southern Division)
.....1990 (Southern Division)	1994 (Southern Division)
.....1999 2000 2003 2004 2018	
CWS Appearances (16) 40-29 Record1953 1967 1982 1983 1985 1987 1988
.....1990 1995 1997 1999 2000 2001 20022003 2008
NCAA Super Regional Appearances (11) 13-12 Record1999 2000 2001 2002 2003 2006 2008
.....2011 2012 2014 2019	
NCAA Regional Appearances (32) 90-34 Record1981 1982 1983 1984 1985 1986 1987
.....1988 1990 1991 1992 1994 1995 19961997 1998 1999 2000 2001 2002 2003
.....2004 2005 2006 2008 2010 2011 20122014 2017 2018 2019
NCAA District-8 Appearances (3) 4-4 Record1953 1965 1967

ATHLETIC COMMUNICATIONS

Baseball Contact	Tyler Geivett
Cell Phone	650-313-9338
Email	tgeivett@stanford.edu
Mailing Address	Stanford Athletics Media Relations
.....	641 East Campus Drive
.....	Arrillaga Family Sports Center
.....	Stanford, CA, 94305

CARDINAL RANKINGS

	BA	CB	D1	NCBWA	USA
Preseason	--	50	--	RV	--
Feb. 22	--	--	--	RV	--
Mar. 1	--	--	--	RV	--
Mar. 8	--	--	--	30	RV
Mar. 15	--	--	--	29	RV
Mar. 22	--	26	--	28	RV
Mar. 29					
Apr. 5					
Apr. 12					
Apr. 19					
Apr. 26					
May 3					
May 10					
May 17					
May 24					
May 31					

BA - Baseball America
CB - Collegiate Baseball
D1 - D1Baseball.com
NCBWA - National Collegiate Baseball Writers Association
USA - USA Today Coaches Poll

CARDINAL HONORS

COLLEGIATE BASEBALL NATIONAL PLAYER OF THE WEEK	DATE
Brock Jones	March 8

A STACKED PAC

Perennially one of the top conferences in the nation, the Pac-12 boasted three teams in the Top 25 rankings to open the season. UCLA, which won the most recent Pac-12 regular-season title in 2019, entered the year ranked No. 2 nationally, while Arizona was tabbed a top 10 team according to Collegiate Baseball's preseason poll. Arizona State also found a spot in the Collegiate Baseball preseason poll, checking in at No. 15. UCLA earned the national top seed in 2019, headlining five NCAA Tournament participants from the Conference (No. 11 seed Stanford, No. 16 seed Oregon State, Arizona State and California). UCLA and Stanford each reached Super Regional play, with the Cardinal's berth into the Supers serving as its 11th trip.

'PALISCH'ED PROSPECT

Senior left-handed pitcher Jacob Palisch is listed among Baseball America's top college draft prospects entering the 2021 season. The native of Richardson, Texas checks in at No. 97 on the list despite not taking the hill for the Cardinal in 2020. Palisch posted a 1.29 ERA over 35 innings with 38 strikeouts as a starter in the Cape Code League in 2019 after logging 56 1/3 innings over 26 appearances (seven starts) for the Cardinal that year. Palisch burst onto the scene as a reliever in 2018, pitching to a 3-1 record and a 1.72 ERA with four saves over 26 appearances and 47 innings of work to earn Freshman All-America honors.

THE 2020 SEASON

Stanford finished the 2020 campaign at 5-11 overall, completing nearly one month of nonconference play before the season was shortened by the COVID-19 global pandemic. The Cardinal maintained a top-25 ranking for the first two weeks of the season despite underclassmen accounting for 60 percent of its overall roster. Stanford took two of three against Grand Canyon for its lone series win, while its signature victory was a 5-4 upset of No. 16 Michigan on March 3 at Sunken Diamond. Stanford's season was then canceled prior to the Pac-12 opener against California following its annual break for final exams.

YOUTH MOVEMENT

There was a youth movement on The Farm in 2020, as 11 freshmen made their collegiate debuts, including six position players who made at least six starts. The group was led by Brock Jones, who was the only Cardinal player to start all 16 games. Jones finished with a share of the team lead in hits (13) and ranked second in total bases (18) while contributing one of two Cardinal home runs a year ago. Cole Hinkelman also enjoyed offensive success in his first season, finishing second on the team in average at .269 while contributing four doubles.

STARTING ROTATION

Stanford's pitching staff showed well in 2020, as the group combined for a 3.50 ERA to rank fourth in the Pac-12. The Cardinal boasted a consistent weekend rotation of right-hander Brendan Beck (3 GS, 2.82 ERA, 22 1/3 IP, 18 H, 6 BB, 25 K), left-hander Quinn Mathews (4 GS, 4.71 ERA, 21 IP, 4 BB, 14 K) and righty Alex Williams (3 GS, 0.51 ERA, 17 2/3 IP, 11 H, 4 BB, 18 K). Prior to being sidelined for the remainder of the season due to injury, Williams' 0.51 ERA led the Pac-12 and ranked 20th in the nation. After producing a quality start in a 2-1 victory over Cal State Fullerton during the season's opening weekend, Williams was named Pac-12 Pitcher of the Week. Working primarily as a midweek starter, Max Meier finished his inaugural campaign with a 3.07 ERA over six appearances (four starts) and 14 2/3 innings of work. The Cardinal returns 80% of its innings from 2020 (119 1/3 of 149) and all 16 starts.

DEPENDABLE BULLPEN

The Cardinal showcased a dependable bullpen in 2020, as five different relievers compiled sub-4.00 ERAs over the shortened 16-game season. Leading the pack were Nathan Fleischli (1.29 ERA, 14 IP, 9 H, 8 K) and Jackson Parthasarathy (1.69 ERA, 10 2/3 IP, 10 K), who both finished with ERAs below 2.00. Zach Grech (4.15 ERA, 13 IP, 11 K) led the Cardinal in appearances (9) and saves (2).

ACADEMIC HONOR ROLL

Eleven Stanford baseball players earned a spot on the Pac-12 Spring Academic Honor Roll after maintaining a cumulative grade-point average of 3.30 or above. Current Cardinal Brendan Beck, Zach Grech, Austin Kretzschmar, Justin Moore, Jacob Palisch, Zach Sehgal, Tim Tawa, Alex Williams and Jonathan Worley were among the group lauded.

NO PLACE LIKE HOME

Often called the most beautiful college baseball facility in the country, Klein Field at Sunken Diamond is the home to Stanford baseball. The "Sunken Diamond" name comes from the excavation to provide fill for the earthen berm within which Stanford Stadium was built in 1921, leaving a large, sunken field. The fixed seating capacity of Klein Field at Sunken Diamond is 2,113. With the addition of disabled seating and general admission lawn seating, the total capacity of the facility is 4,000. The original dimensions were 360 feet to left field, 350 to right, and 500 feet to center. In 1978, a new seven-foot high fence was installed, bringing the dimensions to the current 335 to both left and right field, and 400 to center. The outfield fence height was increased to 10 feet in 1995.

PAC-12 RANKINGS THIS WEEK											
Poll	ARIZ	ASU	CAL	ORE	OSU	STAN	UCLA	USC	UTAH	WASH	WSU
Baseball America	21	--	--	13	--	--	17	--	--	--	--
Collegiate Baseball	23	16	--	15	20	26	11	--	--	--	--
D1Baseball	--	--	--	16	21	--	10	--	--	--	--
NCBWA	25	RV	RV	15	14	28	11	--	--	--	RV
USA Today	RV	RV	--	15	20	RV	11	--	--	--	RV



BRENDAN BECK

3-0 | 3.51 ERA

RHP | 6-2 | 205 | R/R | SR

CORONA, CALIF. / CORONA

20

BECK NOTES

- » Start will be his fifth of the season and 36th of his career
- » Averaging 11.57 strikeouts per nine innings and a 4.1 strikeout-to-walk ratio this year ... 8+ strikeouts in three of his four starts this season
- » Owns a 2-0 record with a 1.26 ERA and 19 strikeouts over his last two starts (2 ER, 14.1 IP)
- » Has logged 5+ innings in 24 of his 35 career starts
- » Has made the Opening Day start in each of the last three seasons

CAREER ACCOLADES

- » *Stanford Regional All-Tournament team (2019)*
- » *Pac-12 Pitcher of the Week (April 8, 2019)*
- » *D1 Baseball Freshman All-America second team (2018)*
- » *Collegiate Baseball Freshman All-America first team (2018)*
- » *NCBWA Freshman All-America first team (2018)*
- » *Perfect Game Freshman All-America first team (2018)*
- » *All-Pac-12 honorable mention (2018)*
- » *Pac-12 Academic Honor Roll (2020)*
- » *Pac-12 All-Academic second team (2019)*

AS A SENIOR (2021)

- » Picked up the victory over Santa Clara after allowing four runs (three earned) on four hits with nine strikeouts (Feb. 25)
- » Allowed just two hits with eight strikeouts over 6 1/3 scoreless innings in a victory over UC Irvine (March 12)
- » Matched career highs in innings pitched (8.0) and strikeouts (11), and did not allow a baserunner until the sixth inning, in a 4-2 victory over Utah (March 19)

AS A JUNIOR (2020)

- » Made four appearances, including three starts, finishing 0-3 with a 2.82 earned-run average in 22.1 innings pitched and a 25-6 strikeout-to-walk ratio and a .212 batting average against
- » Struck out seven and allowed three hits in 8.0 innings against Grand Canyon (Feb. 28)
- » Tied a career high with 11 strikeouts against Kansas State, allowing one earned run in 6.0 IP (March 6)

AS A SOPHOMORE (2019)

- » Struck out a career-high 11 in 6.1 IP against Ball State (Feb. 15)
- » Struck out five and allowed two runs against UNLV (Feb. 23)
- » 5 K and 2 ER in 6.2 IP on a career-high 101 pitches at Cal State Fullerton (3/1/19)
- » Struck out five while allowing two runs in 8.0 IP against Texas (March 7)
- » Struck out five in 5.1 innings to earn the win against Utah (March 22)
- » 7.1 shutout innings against UCLA with five strikeouts and five hits (April 5)
- » Six strikeouts in 6.0 innings while allowing one run on three hits against Washington (April 12)
- » Earned the win in 5.0 innings at Oregon (April 18)
- » Earned the win in 5.0 IP at USC (May 3)
- » 7.0 shutout innings with five strikeouts and three hits against Sacramento State (May 31)
- » 3.1 perfect relief innings against Fresno State (June 3)

AS A FRESHMAN (2018)

- » Finished 8-0 in 17 appearances, including 12 starts, with a 2.43 ERA in 66.2 innings
- » Held opponents to a .225 batting average, issuing just 12 walks compared to 36 strikeouts
- » Allowed two runs on four hits, earning the win in 6.2 innings against Baylor (June 3)
- » Earned the win with one relief inning in Stanford's 4-3 win over Wright State (June 1)
- » Earned the win in a 9-0 win against Santa Clara, throwing 5.0 shutout innings (May 8)
- » Struck out five in 3.0 shutout relief innings against San Francisco (May 1)
- » First career save in Stanford's comeback, 8-7 win at Arizona (April 20)
- » Had a career-high six strikeouts while allowing three hits and no runs in a win over UC Davis (April 10)
- » Allowed two runs on four hits in 6.0 innings at Santa Clara (April 3)
- » Allowed two hits and no runs in 5.0 innings against San Diego (March 27)
- » Took a perfect game into the sixth inning of Stanford's 11-1 win at Texas, finishing 6.0+ IP with 5 K, 2 H and 0 ER.
- » Got the win in his collegiate debut, a 3-2 win at UC Davis. Finished. 5.2 IP with 3 K, 5 H and 2 ER

PRIOR TO STANFORD

- » Two-time first-team all-league (2016, 2017)
- » 2017 Co-League MVP
- » 2017 third-team all-state
- » 2017 first-team all-section
- » 2017 Corona High School Athlete of the Year
- » Set school record for most saves in a season (8)
- » 6-0 record with 0.35 ERA and eight saves in 16 appearances as a senior
- » Team won 2017 league title and was sectional runner-up
- » Two-time team captain
- » Four-time first-team all-academic (2014-17)
- » Three-time team Top Scholar (2015-17)

PERSONAL

- » Son of Lucy and Ryan Beck
- » Has two older siblings, Megan and Tristan
- » Brother, Tristan, pitched for Stanford from 2016-18 before being drafted in the 4th Round of the MLB Draft by the Atlanta Braves
- » Mother (1984) and sister, Megan (2010), graduated from Stanford
- » Grandfather, Donald Piper, Welsh Cap for rugby (equivalent to national All-American)

CAREER STATS

Year	era	w-l	app	gs	cg	sho	sv	ip	h	r	er	bb	so
2018	2.43	8-0	17	12	0	0/3	1	66.2	56	19	18	12	38
2019	3.63	5-4	17	16	0	0/1	0	91.2	102	41	37	25	83
2020	2.82	0-3	4	3	0	0/0	0	22.1	18	18	7	6	25
2021	3.51	3-0	4	4	0	0/0	0	25.2	14	11	10	8	33
TOTAL	3.14	16-7	42	35	0	0/4	1	206.1	190	89	72	51	179

BECK'S SEASON / CAREER HIGHS

SEASON	CAREER
3 - 2/25 - Present	Win Streak
8.0 - Utah, 3/19	Innings Pitched
5 - San Francisco, 3/4	Hits Allowed
5 - San Francisco, 3/4	Runs Allowed
5 - San Francisco, 3/4	Earned Runs Allowed
1 - 2x, last: Utah, 3/19	Home Runs Allowed
6 - UC Irvine, 3/12	Walks Allowed
11 - Utah, 3/19	Strikeouts
28 - Utah, 3/19	Batters Faced
104 - 2x, last: Utah, 3/19	Number of Pitches
--	Complete Games

BECK'S 2021 RUN SUPPORT

RUNS SCORED	0	1	2	3	4	5	6	7	8	9	10+
GAMES					2			1			1
BECK W-L					2-0			0-0			1-0
TEAM W-L					2-0			1-0			1-0

2021 GAME LOG

DATE	OPPONENT	DEC	IP	H	R	ER	HR	BB	K	BF	NP	ERA	QS
2/25	*Santa Clara	W	6.1	4	4	3	1	0	9	25	85	4.26	\$
3/4	*San Francisco	ND	5.0	5	5	5	0	1	5	21	87	6.35	
3/12	*UC Irvine	W	6.1	2	0	0	0	6	8	27	104	4.08	\$
3/19	*Utah	W	8.0	3	2	2	1	1	11	28	104	3.51	\$
4 APP / 4 GS			3-0	25.2	14	11	10	2	8	33	101	3.51	3

* - Game Started

2020 GAME LOG

DATE	OPPONENT	DEC	IP	H	R	ER	HR	BB	K	BF	NP	ERA	QS
2/14	*Cal State Fullerton	L	4.2	2	3	1	0	2	3	19	78	1.93	
2/21	*vs. Houston	L	3.2	7	8	3	0	0	4	21	81	4.32	
2/28	*Grand Canyon	ND	8.0	3	2	2	1	2	7	29	106	3.31	\$
3/6	Kansas State	L	6.0	6	5	1	0	2	11	28	108	2.82	
4 APP / 3 GS			0-3	22.1	18	18	7	1	6	25	97	3.73	1

* - Game Started

2019 GAME LOG

DATE	OPPONENT	DEC	IP	H	R	ER	HR	BB	K	BF	NP	ERA	QS	
2/15	*vs. Ball State	ND	6.1	4	1	1	0	0	11	22	87	1.42	\$	
2/23	*UNLV	L	6.0	6	2	2	0	1	5	25	99	2.19	\$	
3/1	*at #24 Cal State Fullerton	ND	6.2	9	3	2	0	0	7	28	101	2.37	\$	
3/7	*#12 Texas	L	8.0	7	2	2	0	1	5	29	104	2.33	\$	
3/22	*Utah	W	5.1	7	3	2	0	1	5	27	99	2.51		
3/29	*at Washington State	ND	4.1	8	1	1	0	0	3	20	83	2.45		
4/5	*#1 UCLA	ND	7.1	5	0	0	0	2	5	27	87	2.05	\$	
4/12	*Washington	W	6.0	3	1	1	1	1	6	24	97	1.98	\$	
4/18	*at Oregon	W	5.0	9	3	3	1	1	1	22	83	2.29		
4/26	*Arizona	L	5.2	6	4	3	1	2	6	26	96	2.52		
5/3	*at USC	W	5.0	6	3	3	0	2	6	23	98	2.74		
5/10	*at California	ND	4.0	9	6	5	2	2	4	23	93	3.23		
5/17	*#11 Oregon State	ND	4.1	6	5	5	1	3	4	21	85	3.65		
5/23	*at Arizona State	ND	4.1	7	2	2	0	3	5	24	108	3.68		
5/31	*Sacramento State	W	7.0	3	0	0	0	3	5	26	101	3.38	\$	
6/3	Fresno State	ND	3.1	0	0	0	0	0	3	10	36	3.25		
6/8	*at #5 Mississippi State	L	3.0	7	5	5	0	3	2	18	69	3.63		
17 APP / 16 GS			5-4	91.2	102	41	37	6	25	83	395	1526	3.63	7

* - Game Started

2018 GAME LOG

DATE	OPPONENT	DEC	IP	H	R	ER	HR	BB	K	BF	NP	ERA	QS
2/19	*at UC Davis	W	5.2	5	2	2	1	2	3	25	89	3.18	
2/25	*Rice	ND	3.0	5	0	0	0	3	3	16	61	2.08	
3/4	*Michigan	ND	2.0	3	1	1	1	0	1	9	35	2.53	
3/11	*at #23 Texas	W	6.0	2	1	0	0	0	5	20	77	1.62	\$
3/27	*San Diego	W	5.0	2	0	0	0	0	0	17	51	1.25	
4/3	*at Santa Clara	W	6.0	4	2	2	0	1	2	23	77	1.63	\$
4/10	*UC Davis	W	6.0	3	0	0	0	0	6	21	85	1.34	\$
4/21	at Arizona	ND	1.0	0	0	0	0	0	0	3	11	1.30	
4/22	at Arizona	ND	2.2	3	0	0	0	0	2	11	38	1.21	
4/26	*California	ND	5.1	4	3	3	2	2	3	22	88	1.69	
5/1	San Francisco	ND	3.0	1	0	0	0	0	5	10	35	1.58	
5/8	*Santa Clara	W	5.0	6	0	0	0	0	2	21	73	1.42	
5/13	*at #3 Oregon State	ND	3.0	7	6	6	0	2	2	18	57	2.35	
5/20	*Washington State	ND	4.1	6	2	2	0	0	2	18	64	2.48	
5/25	at Washington	ND	1.0	1	0	0	0	2	1	6	25	2.44	
6/1	Wright State	W	1.0	0	0	0	0	0	0	3	14	2.40	
6/3	*Baylor	W	6.2	4	2	2	2	0	1	23	71	2.43	\$
17 APP / 12 GS		8-0	66.2	56	19	18	6	12	38	266	951	2.43	4

* - Game Started



QUINN MATHEWS
2-0 | 2.45 ERA
LHP | 6-4 | 185 | L/L | SO
ALISO VIEJO, CALIF. / ALISO NIGUEL

26

MATHEWS NOTES

- » Start will be his fifth of the season and ninth of his career
- » Has lasted 5+ innings in six of his eight career starts
- » 3.40 strikeout-to-walk ratio this season

AS A SOPHOMORE (2021)

- » Picked up the victory over Santa Clara after tossing five hitless innings while striking out a career-best eight batters as Stanford combined on a two-hit shutout (Feb. 26)
- » Tossed a career-high eight innings while allowing just one run on four hits with six strikeouts to beat UC Irvine (March 13)

AS A FRESHMAN (2020)

- » Finished 1-2 with a 4.71 earned-run average in four starts, striking out 14 in 21.0 innings pitched
- » Collegiate debut against Cal State Fullerton (Feb. 15)
- » Career-high 7.0 innings pitched with a career-high six strikeouts against Kansas State (March 7)

PRIOR TO STANFORD

- » Prepped at Aliso Niguel High School in Aliso Viejo, California
- » Team captain (2019)
- » 2018 CIF State Champions
- » 2019 Team MVP
- » 2019 All-League, All-County and Orange County South All-Star team
- » Represented Saddleback Cowboys (2015-19) at the club level

PERSONAL

- » Born in Mission Viejo, California
- » Son of Susan and Robert Mathews
- » Has an older sister, Remy

CAREER STATS

Year	era	w-l	app	gs	cg	sho	sv	ip	h	r	er	bb	so
2020	4.71	1-2	4	4	0	0/0	0	21.0	29	12	11	4	14
2021	2.45	2-0	4	4	0	0/1	0	25.2	15	7	7	8	27
TOTAL	3.47	3-2	8	8	0	0/1	0	46.2	44	19	18	12	41

MATHEWS' SEASON / CAREER HIGHS

SEASON

2 - 2/26 - Present	Win Streak
8.0 - UC Irvine, 3/13	Innings Pitched
6 - Utah, 3/20	Hits Allowed
4 - Utah, 3/20	Runs Allowed
4 - Utah, 3/20	Earned Runs Allowed
1 - 2x, last: UC Irvine, 3/13	Home Runs Allowed
4 - Utah, 3/20	Walks Allowed
9 - Utah, 3/20	Strikeouts
28 - 2x,last: Utah, 3/20	Batters Faced
106 - UC Irvine, 3/13	Number of Pitches
--	Complete Games

CAREER

3 - 3/17/20 - Present
8.0 - UC Irvine, 3/13/21
11 - Cal State Fullerton, 2/15/20
4 - 3x, last: Utah, 3/20/21
4 - 3x, last: Utah, 3/20/21
1 - 3x, last: UC Irvine, 3/13/21
4 - Utah, 3/20/21
9 - Utah, 3/20/21
29 - Kansas State, 3/7/20
106 - UC Irvine, 3/13/21
--

MATHEWS' 2021 RUN SUPPORT

RUNS SCORED	0	1	2	3	4	5	6	7	8	9	10+
GAMES				1	1		1		1		
MATHEWS W-L			0-0	0-0		1-0			1-0		
TEAM W-L			1-0	0-1		1-0			1-0		

2021 GAME LOG

DATE	OPPONENT	DEC	IP	H	R	ER	HR	BB	K	BF	NP	ERA	QS
2/26	*at Santa Clara	W	5.0	0	0	0	0	3	8	19	85	0.00	
3/5	*San Francisco	ND	6.1	5	2	2	1	0	4	23	92	1.59	\$
3/13	*UC Irvine (1)	W	8.0	4	1	1	1	1	6	28	106	1.40	\$
3/20	*Utah	ND	6.1	6	4	4	0	4	9	28	102	2.45	
4 APP / 4 GS			2-0	25.2	15	7	7	2	8	27	98	385	2.45 2

* - Game Started

2020 GAME LOG

DATE	OPPONENT	DEC	IP	H	R	ER	HR	BB	K	BF	NP	ERA	QS
2/15	*Cal State Fullerton	L	4.1	11	4	4	0	0	3	24	87	8.31	
2/22	*vs. #6 Texas Tech	L	4.0	3	3	2	1	2	2	18	74	6.48	
2/29	*Grand Canyon	ND	5.2	8	1	1	0	1	3	27	88	4.50	
3/7	*Kansas State	W	7.0	7	4	4	0	1	6	29	94	4.71	
4 APP / 4 GS			1-2	21.0	29	12	11	1	4	14	98	343	4.71 0

* - Game Started

Multiple Hit Games	2	3	4	5+	Total	Multiple RBI Games	2	3	4	5+	Total
24 Bruesser, Nick	4	2	-	-	6	7 Jones, Brock	2	-	1	1	4
21 Tawa, Tim	4	1	-	-	5	44 Robinson, Christian	1	2	1	-	4
16 Martinez, Vincent	4	-	1	-	5	24 Bruesser, Nick	1	1	1	-	3
7 Jones, Brock	4	1	-	-	5	25 Huff, Kody	2	1	-	-	3
25 Huff, Kody	4	-	-	-	4	10 Crampton, Adam	1	1	-	-	2
44 Robinson, Christian	2	1	1	-	4	21 Tawa, Tim	2	-	-	-	2
2 Bowser, Drew	2	1	-	-	3	33 Barrera, Brett	1	-	-	-	1
33 Barrera, Brett	2	-	-	-	2	16 Martinez, Vincent	1	-	-	-	1
10 Crampton, Adam	2	-	-	-	2	2 Bowser, Drew	-	1	-	-	1
19 Gargus, Henry	-	1	-	-	1	TEAM	11	6	3	1	21
12 Troy, Tommy	-	1	-	-	1						
TEAM	28	8	2	0	38						

Hitting Streaks	Longest	Current	Current Streak Notes	Reached Base Streaks	Longest	Current
21 Tawa, Tim	9	-		7 Jones, Brock	15	15
25 Huff, Kody	9	-		25 Huff, Kody	10	-
24 Bruesser, Nick	8	8	483 (14x29), 6 R, 28, 2 HR, 8 RBIs	21 Tawa, Tim	9	-
16 Martinez, Vincent	8	-		10 Crampton, Adam	8	-
7 Jones, Brock	5	1		16 Martinez, Vincent	8	-
10 Crampton, Adam	4	-		24 Bruesser, Nick	8	8
12 Troy, Tommy	4	-		44 Robinson, Christian	6	4
19 Gargus, Henry	4	-		12 Troy, Tommy	4	-
44 Robinson, Christian	4	2		19 Gargus, Henry	4	1
2 Bowser, Drew	3	3	545 (6x11), 28, 3 RBIs	2 Bowser, Drew	3	3
33 Barrera, Brett	2	-		1 Cobb, Owen	2	-
1 Cobb, Owen	1	-		33 Barrera, Brett	2	-
				29 Hinkelman, Cole	1	-
				15 Burton, Grant	1	-

STARTERS SUMMARY

Player	GS	Position										Batting Order									
		p	c	1b	2b	3b	ss	lf	cf	rf	of	dh	1st	2nd	3rd	4th	5th	6th	7th	8th	9th
25 Huff, Kody	15	.	12	3	.	.	.	15
44 Robinson, Christian	15	3	12	.	.	1	5	9	.	.
7 Jones, Brock	15	15	15
21 Tawa, Tim	14	.	.	.	2	.	.	.	12	.	.	2	12
24 Bruesser, Nick	13	.	.	13	1	8	4	.	.	.
10 Crampton, Adam	13	13	6	7	.
16 Martinez, Vincent	11	.	3	8	11
2 Bowser, Drew	10	9	1	1	8	1
12 Troy, Tommy	10	9	1	10
33 Barrera, Brett	8	.	.	2	.	.	5	.	.	.	1	1	1	1	5
1 Cobb, Owen	5	4	.	1	.	.	.	3	2
20 Beck, Brendan	4	.	4
26 Mathews, Quinn	4
49 Dowd, Drew	3	.	3
29 Hinkelman, Cole	3	3	3
19 Gargus, Henry	3	3	.	.	2	1	.	.	.
23 Dixon, Joey	2	.	2
34 Bruno, Ryan	1	.	1
43 Pancer, Brandt	1	.	1

Score by innings	1	2	3	4	5	6	7	8	9	EX	Total
Stanford	16	14	9	8	11	12	8	12	3	1	94
Opponents	6	2	12	24	4	6	15	8	0	0	77
Record when ...											
Overall	12-3				After 6 leading		8-0			Current Streak	W1
Conference	2-1			 trailing		1-2			Longest Win Streak	6
Non-Conference	10-2			 tied		3-1			Longest Losing Streak	1
Home games	9-2				After 7 leading		8-0			Last 5 / Last 10	3-2 / 8-2
Away games	3-1			 trailing		0-3				
Neutral site	0-0			 tied		4-0			When ranked	0-0
Day games	10-3				After 8 leading		11-0			vs. ranked	0-0
Night games	2-0			 trailing		1-3			vs. unranked	12-3
vs Left starter	3-1			 tied		0-0				
vs Right starter	9-2										
1-Run games	2-0				Hit 0 home runs		2-3			Midweek games	0-0
2-Run games	3-0				... 1 home run		3-0			Weekend series	4-0
5+Run games	2-1				... 2+ home runs		7-0			Sweeps / Swept	1 / 0
Extra innings	1-0										
Shutouts	1-1				Opponent 0 home runs		7-0			Monday	0-0
				 1 home run		3-3			Tuesday	0-0
Scoring 0-2 runs	0-2			 2+ HRs		2-0			Wednesday	0-0
..... 3-5 runs	4-1									Thursday	2-0
..... 6-9 runs	4-0				Made 0 errors		8-1			Friday	4-0
..... 10+ runs	4-0			 1 error		3-2			Saturday	3-2
				 2+ errors		1-0			Sunday	3-1
Opponent 0-2 runs	6-0										
..... 3-5 runs	0-1				Opp. made 0 errors		3-3				
..... 6-9 runs	5-1			 1 error		7-0				
..... 10+ runs	1-1			 2+ errors		2-0			February	3-1
										March	9-2
Scored in 1st inning	4-0				Out-hit opponent		10-0			April	0-0
Opp. scored in 1st	2-1				Out-hit by opponent		0-3			May	0-0
Scores first	9-1				Hits are tied		2-0			June	0-0
Opp. scores first	3-2										

Record when team scores:											
Runs	0	1	2	3	4	5	6	7	8	9	10+
W-L	0-1	0-1	0-0	1-0	3-1	0-0	1-0	1-0	2-0	0-0	4-0

Record when opponent scores:											
Runs	0	1	2	3	4	5	6	7	8	9	10+
W-L	1-0	3-0	2-0	0-0	0-0	0-1	4-0	1-0	0-1	0-0	1-1

Record when leading after:											
Inn.	1	2	3	4	5	6	7	8			
W-L	3-0	8-0	10-1	7-0	8-0	8-0	8-0	11-0			

Record when trailing after:											
Inn.	1	2	3	4	5	6	7	8			
W-L	0-1	0-1	1-2	2-3	1-3	1-2	0-3	1-3			

Record when tied after:											
Inn.	1	2	3	4	5	6	7	8			
W-L	9-2	4-2	1-0	3-0	3-0	3-1	4-0	0-0			

NCAA Statistics

Stanford - 2020-21 Baseball Ranking Summary thru games 03/23/2021

Statistic	National Rank	Conference Rank	Value	National Leader	Value	Conference leader	Value
Base on Balls (280 ranked)		190	9	53 TCU	138	Arizona	130
Batting Average (280 ranked)		67	6	0.278UMBC	0.341	Arizona	0.310
Double Plays (280 ranked)		160	8	9 Texas Tech	22	California Oregon	16
Double Plays Per Game (280 ranked)		147	7	0.60Holy Cross	1.25	Oregon	1.07
Doubles (279 ranked)		121	7	26 San Diego	53	Arizona	43
Doubles Per Game (279 ranked)		104	5	1.73 San Diego	2.94	Arizona	2.15
Earned Run Average (280 ranked)		118	10	4.60Rider	2.03	Oregon St.	2.72
Finding Percentage (280 ranked)		7	2	0.985Oregon	0.985	Oregon	0.995
Hit Batters (280 ranked)		173	7	15 Texas Southern	47	Washington St.	25
Hit by Pitch (279 ranked)		153	8	16 Southeastern La.	48	Arizona	34
Hits (280 ranked)		126	7	142Baylor	229	Arizona	217
Hits Allowed Per Nine Innings (280 ranked)		44	4	7.53Indiana	4.50	Arizona St.	6.91
Home Runs (271 ranked)		38	2	21 LSU	37	Arizona	22
Home Runs Per Game (273 ranked)		21	1	1.40Fairfield	2.25	Stanford	1.40
On Base Percentage (280 ranked)		136	6	0.361UMBC	0.466	Arizona	0.435
Runs (280 ranked)		119	6	94 Arizona	179	Arizona	179
Sacrifice Bunts (257 ranked)		257	10	1 Central Ark.	21	UCLA	13
Sacrifice Files (258 ranked)		135	9	5 Cal Poly	16	Arizona	12
Scoring (280 ranked)		100	4	6.3UMBC	11.9	Arizona	8.9
Shutouts (69 ranked)		69	4	1 Mississippi St.	5	Oregon	3
Slugging Percentage (280 ranked)		39	3	0.457Fairfield	0.603	Arizona	0.491
Stolen Bases (277 ranked)		45	2	24 Louisville	56	Washington	27
Stolen Bases Per Game (280 ranked)		38	1	1.60UMBC	3.33	Stanford	1.60
Strikeout-to-Walk Ratio (280 ranked)		103	8	2.31 Southern Miss.	5.42	Oregon	3.30
Strikeouts Per Nine Innings (280 ranked)		108	6	9.4 South Carolina	13.4	UCLA	10.7
Triple Plays (1 ranked)				Davidson	1		
Triples (225 ranked)		225	8	1 New Mexico St.	11	Arizona	9
Triples Per Game (259 ranked)		240	8	0.07Monmouth	1.00	Arizona	0.45
WHIP (280 ranked)		55	7	1.29Indiana	0.83	Oregon	1.12
WL Pct (277 ranked)		10	1	0.800Fairfield Navy	1.000	Stanford	0.800
Walks Allowed Per Nine Innings (280 ranked)		105	9	4.07UNLV	1.86	Southern California	2.68

Statistic	Player	National Rank	Conference Rank	Value	National Leader	Value	Conference Leader	Value
Base on Balls (124 ranked)					Nick Fajardo, N.C. Central Elihan Nunez, TCU	22	22	Kobe Kato, Arizona
Base on Balls Per Game (137 ranked)					Austin Gauthier, Hofstra	1.58	Jack Filby, UCLA	1.27
Batting Average (249 ranked)	Vincent Martinez	111	5	0.386	Mike Caruso, Fairfield	0.625	Aaron Zavala, Oregon	0.440
Complete Games (12 ranked)					11 players tied	2		
Doubles (89 ranked)					5 players tied	10	Michael Curtiale, UCLA	9
Doubles Per Game (148 ranked)					Anthony Calarco, Northwestern Eric Ochocki, Lehigh	0.64	Tristan Peterson, Washington St.	0.50
Earned Run Average (198 ranked)	Zach Grech Brandt Pancer Quinn Mathews	1 97 193	1 4 11	0.00 1.69 2.45	13 players tied	0.00	Zach Grech, Stanford	0.00
Games Started (2 ranked)					Nathan Light, VMI	6	19 players tied	5
Hit Batters (128 ranked)					Robert Gasser, Houston Jacob Marcus, Richmond Brian Williams, Texas Southern	9 9 9	Kevin Abel, Oregon St.	7
Hit By Pitch Per Game (128 ranked)					Dixon Black, Monmouth Ian Diaz, UMBC	0.75	Jacob Blas, Arizona	0.55
Hit by Pitch (89 ranked)					Waldy Arias, Campbell	13	Jacob Blas, Arizona	11
Hits (113 ranked)					Connor Norby, East Carolina	37	Brandon Boissiere, Arizona Kevin Kendall, UCLA	30
Hits Allowed Per Nine Innings (147 ranked)	Zach Grech Brendan Beck Quinn Mathews	31 72 93	1 5 6	3.94 4.91 5.26	Jack DiLauro, Holy Cross Dakota Herman, Quinnipiac	0.00 0.00	Zach Grech, Stanford	3.94
Hits Per Game (150 ranked)					Jaden Fein, San Diego St.	2.12	Kevin Kendall, UCLA	1.58
Home Runs (117 ranked)	Brock Jones	20	1	7	Wes Clarke, South Carolina	11	Dylan Beavers, California Brock Jones, Stanford	7
Home Runs Per Game (143 ranked)	Brock Jones	16	1	0.47	Justin Guerrera, Fairfield	1.00	Brock Jones, Stanford	0.47
On Base Percentage (150 ranked)					Mike Caruso, Fairfield	0.700	Aaron Zavala, Oregon	0.582
Pitching Appearances (131 ranked)	Zach Grech	55	8	9	6 players tied	12	Kyle Mora, UCLA Michael Townsend, UCLA	12
Runs (116 ranked)					Jared McKenzie, Auburn	31	Brandon Boissiere, Arizona	30
Runs Batted In (130 ranked)	Brock Jones	86	6	10	Tyler Miller, Baylor	30	Jacob Berry, Arizona	26
Runs Scored In Per Game (148 ranked)	Brock Jones	61	3	1.27	Justin Guerrera, Fairfield	2.25	Kyle Manzardo, Washington St.	1.38
Runs Per Game (145 ranked)					Justin Guerrera, Fairfield	1.75	Brandon Boissiere, Arizona	1.50
Sacrifice Bunts (132 ranked)					Kyle Cullen, SFA Ryder Giles, East Carolina Pyne Stanley, N.C. A&T	6 6 6	Kyle Karros, UCLA Jack Smith, Washington St. Rhylan Thomas, Southern California	5 5 5
Sacrifice Bunts Per Game (140 ranked)					Josh Glenn, Monmouth	0.67	Jack Smith, Washington St. Rhylan Thomas, Southern California	0.31
Sacrifice Flies (78 ranked)	Adam Crompton Kody Huff	78 7	6 2	2	Josh Glenn, Northern Colo.	6	Joe Lampe, Arizona St.	4
Saves (82 ranked)	Zach Grech	1	1	7	Garrett Ramsey, Southern Miss. Zach Grech, Stanford	7 7	Zach Grech, Stanford	7
Slugging Percentage (250 ranked)	Brock Jones Vincent Martinez	29 238	2 10	0.782 0.591	Justin Guerrera, Fairfield	1.400	Jacob Berry, Arizona	0.846
Stolen Bases (142 ranked)	Tim Tawa Christian Robinson	142 142	6 5	6	8 Levi Usher, Louisville	18	Braden Ward, Washington	12
Stolen Bases Per Game (146 ranked)	Tim Tawa	32	2	0.57	6 players tied	10	Braden Ward, Washington	0.67
Strikeout-to-Walk Ratio (149 ranked)					Zach Keenan, Middle Tenn.	37.00	Robert Ahlstrom, Oregon	9.00
Strikeouts (140 ranked)	Brendan Beck	94	6	33	Gunner Hoglund, Ole Miss	55	Kevin Abel, Oregon St.	41
Strikeouts Per Nine Innings (149 ranked)	Brendan Beck	144	6	11.57	Trey Brathwaite, Navy Ryan Bryggman, Binghamton Joe Papco, Rider	20.25 20.25 20.25	Kevin Abel, Oregon St.	14.96
Total Bases (150 ranked)	Brock Jones	85	5	43	Maxon McWhorter, Ga. Southern	52	Jacob Berry, Arizona	55
Toughest to Strike Out (150 ranked)	Tim Tawa	100	4	10.04	6 players tied	0	Hunter Haas, Arizona St.	13.4
Triples (28 ranked)					Nathan Church, UC Irvine	3	Preston Jones, Oregon St. Shea Kramer, Utah Tanner Smith, Oregon	3 3 3
Triples Per Game (145 ranked)					Joe Simourian, Navy	0.75	Shea Kramer, Utah	0.23
Victories (32 ranked)	Brendan Beck Brandt Pancer	32 32	2 2	2	34 players tied	5	Sean Mullen, UCLA	4
WHIP (149 ranked)	Zach Grech Brendan Beck Quinn Mathews	3 6 90	3 3 5	0.44 0.86 0.90	Pete Soporowski, Rider	0.25	Zach Grech, Stanford	0.44
Walks Allowed Per Nine Innings (150 ranked)	Zach Grech	1	1	0.00	13 players tied	0.00	Zach Grech, Stanford	0.00

TEAM GAME HIGHS

Batting

At bats:	44	-	at San Francisco (Mar 07, 2021)
Runs scored:	15	-	at San Francisco (Mar 07, 2021)
Hits:	20	-	at San Francisco (Mar 07, 2021)
RBIs:	15	-	at San Francisco (Mar 07, 2021)
Doubles:	5	-	vs San Francisco (Mar 05, 2021)
Triples:	1	-	vs San Francisco (Mar 04, 2021)
Home runs:	4	-	vs Santa Clara (Feb 25, 2021)
	4	-	at San Francisco (Mar 07, 2021)
Total bases:	33	-	at San Francisco (Mar 07, 2021)
Walks:	11	-	at San Francisco (Mar 07, 2021)
Strikeouts:	15	-	vs San Francisco (Mar 04, 2021)
Sac hits:	1	-	vs Santa Clara (Feb 27, 2021)
Sac flies:	2	-	at San Francisco (Mar 07, 2021)
	2	-	vs Utah (Mar 20, 2021)
Stolen bases:	4	-	at Santa Clara (Feb 26, 2021)
Hit by pitch:	3	-	at Santa Clara (Feb 28, 2021)
Caught stealing:	1	-	at San Francisco (Mar 06, 2021)
	1	-	at San Francisco (Mar 07, 2021)
Runners LOB:	17	-	at San Francisco (Mar 07, 2021)
Hit into DP:	2	-	(4 times)

Fielding

Putouts:	30	-	vs San Francisco (Mar 04, 2021)
Assists:	12	-	at San Francisco (Mar 06, 2021)
	12	-	vs UC Irvine (Mar 13, 2021)
Errors:	3	-	vs Santa Clara (Feb 25, 2021)
Passed balls:	1	-	(4 times)
DPs turned:	3	-	at San Francisco (Mar 06, 2021)

Pitching

Innings pitched:	10.0	-	vs San Francisco (Mar 04, 2021)
Runs allowed:	13	-	at Santa Clara (Feb 28, 2021)
	13	-	at San Francisco (Mar 07, 2021)
Earned runs:	13	-	at Santa Clara (Feb 28, 2021)
	13	-	at San Francisco (Mar 07, 2021)
Walks allowed:	10	-	at San Francisco (Mar 07, 2021)
Strikeouts:	13	-	vs Santa Clara (Feb 25, 2021)
	13	-	at Santa Clara (Feb 26, 2021)
Hits allowed:	14	-	at San Francisco (Mar 06, 2021)
Doubles allowed:	4	-	at San Francisco (Mar 06, 2021)
	4	-	vs UC Irvine (Mar 14, 2021)
Triples allowed:	1	-	(4 times)
Homers allowed:	2	-	vs Santa Clara (Feb 25, 2021)
	2	-	at San Francisco (Mar 07, 2021)
Wild pitches:	3	-	vs Santa Clara (Feb 27, 2021)
Hit batters:	3	-	at Santa Clara (Feb 26, 2021)
	3	-	at San Francisco (Mar 07, 2021)

INDIVIDUAL GAME HIGHS

Batting

At bats:	7	-	Martinez, Vincent at San Francisco (Mar 07, 2021)
Runs scored:	3	-	(4 times)
Hits:	4	-	Robinson, Christian at San Francisco (Mar 06, 2021)
	4	-	Martinez, Vincent at San Francisco (Mar 07, 2021)
RBIs:	5	-	Jones, Brock at San Francisco (Mar 06, 2021)
Doubles:	2	-	Troy, Tommy vs San Francisco (Mar 05, 2021)
	2	-	Tawa, Tim vs San Francisco (Mar 05, 2021)
	2	-	Tawa, Tim vs Utah (Mar 20, 2021)
Triples:	1	-	Jones, Brock vs San Francisco (Mar 04, 2021)
Home runs:	2	-	Jones, Brock at San Francisco (Mar 07, 2021)
Total bases:	9	-	Jones, Brock at San Francisco (Mar 07, 2021)
Walks:	2	-	(8 times)
Strikeouts:	3	-	(8 times)
Sac hits:	1	-	Barrera, Brett vs Santa Clara (Feb 27, 2021)
Sac flies:	2	-	Crampton, Adam at San Francisco (Mar 07, 2021)
	2	-	Huff, Kody vs Utah (Mar 20, 2021)
Stolen bases:	2	-	Jones, Brock at Santa Clara (Feb 26, 2021)
	2	-	Tawa, Tim vs Santa Clara (Feb 27, 2021)
	2	-	Tawa, Tim vs San Francisco (Mar 04, 2021)
Hit by pitch:	1	-	(16 times)
Caught stealing:	1	-	Jones, Brock at San Francisco (Mar 06, 2021)
	1	-	Jones, Brock at San Francisco (Mar 07, 2021)
Runners LOB:	6	-	Martinez, Vincent at San Francisco (Mar 07, 2021)

Fielding

Putouts:	13	-	Huff, Kody at Santa Clara (Feb 26, 2021)
Assists:	6	-	Troy, Tommy at San Francisco (Mar 07, 2021)
Errors:	2	-	Crampton, Adam vs Santa Clara (Feb 25, 2021)
Passed balls:	1	-	(4 times)

Pitching

Innings pitched:	8.0	-	Mathews, Quinn vs UC Irvine (Mar 13, 2021)
	8.0	-	Beck, Brendan vs Utah (Mar 19, 2021)
Runs allowed:	6	-	Dowd, Drew at Santa Clara (Feb 28, 2021)
Earned runs:	6	-	Dowd, Drew at Santa Clara (Feb 28, 2021)
Walks allowed:	6	-	Beck, Brendan vs UC Irvine (Mar 12, 2021)
Strikeouts:	11	-	Beck, Brendan vs Utah (Mar 19, 2021)
Hits allowed:	9	-	Meier, Max at San Francisco (Mar 06, 2021)
Doubles allowed:	4	-	Meier, Max at San Francisco (Mar 06, 2021)
Triples allowed:	1	-	(4 times)
Homers allowed:	2	-	Worley, Jonathan at San Francisco (Mar 07, 2021)
Wild pitches:	2	-	Grech, Zach vs Santa Clara (Feb 27, 2021)
Hit batters:	2	-	Mathews, Quinn at Santa Clara (Feb 26, 2021)

STANFORD HOME RUNS

#	PLAYER	DATE	OPPONENT / PITCHER	ON	INN	OUT	COUNT
1	Christian Robinson (1)	2/25	Santa Clara / Grant (L)	3	1	2	2-2
2	Brett Barrera (1)	2/25	Santa Clara / Kitchen (R)	1	4	0	1-1
3	Tim Tawa (1)	2/25	Santa Clara / Kitchen (R)	1	4	0	0-1
4	Brock Jones (1)	2/25	Santa Clara / Waldsmith (R)	0	6	1	0-0
5	Nick Brueser (1)	2/26	at Santa Clara / Erlandson (R)	1	2	1	2-1
6	Brock Jones (2)	2/27	Santa Clara / McGarry (R)	1	2	2	1-0
7	Kody Huff (1)	2/27	Santa Clara / Howard (R)	2	8	2	1-0
8	Brett Barrera (2)	3/4	San Francisco / Pham (R)	0	7	0	0-0
9	Brock Jones (3)	3/6	at San Francisco / Reyzelman (R)	2	1	0	1-1
10	Christian Robinson (2)	3/6	at San Francisco / Stevenson (R)	0	5	2	1-1
11	Tommy Troy (1)*	3/7	at San Francisco / Nechak (R)	0	1	0	0-1
12	Brock Jones (4)	3/7	at San Francisco / Nechak (R)	1	1	0	2-1
13	Vincent Martinez (1)	3/7	at San Francisco / Young (L)	0	2	1	2-1
14	Brock Jones (5)	3/7	at San Francisco / Jelinek (R)	1	3	1	1-1
15	Vincent Martinez (2)	3/12	UC Irvine / Denholm (R)	0	2	0	0-0
16	Nick Brueser (2)	3/12	UC Irvine / Denholm (R)	0	6	1	2-0
17	Vincent Martinez (3)	3/13	UC Irvine / Ibarra (R)	0	7	0	3-1
18	Drew Bowser (1)	3/13	UC Irvine / Ibarra (R)	2	7	0	0-0
19	Brock Jones (6)	3/19	Utah / Kelly (R)	0	6	1	3-2
20	Nick Brueser (3)	3/21	Utah / Watson (R)	0	5	0	1-0
21	Brock Jones (7)	3/21	Utah / McCleve (R)	0	8	1	0-1

* - Leadoff Home Run

Total: 21	Home: 14	Road: 7	Neutral: 0
Solo: 11	2-Run: 6	3-Run: 3	Grand Slam: 1
vs. LHP: 2	vs. RHP: 19	Pac-12: 3	Non-Conference: 18

LAST AT-BAT WINS (4) | WALK-OFF WINS (1)

DATE/OPP.	BATTER	GAME-WINNER	INN	SCORE
2/27 vs. Santa Clara	Tim Tawa	1B Scores Crampton	B-8th	10-6
3/4 vs. San Francisco	Christian Robinson	1B Scores Huff *	B-10th	7-6 (10)
3/5 vs. San Francisco	Tim Tawa	2B Scores Troy	B-8th	3-2
3/19 vs. Utah	Kody Huff	1B Scores Tawa	B-8th	4-2

* - Walk-Off Win

COMEBACKS IN THE 7TH INNING OR LATER TO WIN (1)

DATE/OPP.	INNING(S)	DEFICIT(S)	SCORE
3/4 vs. San Francisco	7th, 9th	5-4, 6-5	7-6 (10)

2021 Stanford Baseball
Team Game-by-Game for Stanford (as of Mar 22, 2021)
Batting (All games)

Date	Opponent	ab	r	h	rbi	2b	3b	hr	tb	lbb	sb	cs	hbp	sac	sf	gdp	k	po	a	e	lob	avg	
Feb 25	SANTA CLARA	34	10	9	9	2	0	4	23	5	0	0	2	0	0	0	10	27	7	3	7	.265	
Feb 26	at Santa Clara	38	8	9	6	2	0	1	14	1	1	4	0	2	0	0	6	27	6	0	6	.250	
Feb 27	SANTA CLARA	33	10	10	10	1	0	2	17	5	0	3	0	2	1	0	7	27	9	1	7	.267	
Feb 28	at Santa Clara	28	0	1	0	0	0	0	1	1	0	0	0	3	0	0	10	24	9	1	5	.218	
Mar 04	SAN FRANCISCO	40	7	10	7	1	1	1	16	2	0	3	0	1	0	0	15	30	11	1	8	.225	
Mar 05	SAN FRANCISCO	31	3	10	3	5	0	0	15	2	1	3	0	0	0	1	1	5	27	9	0	7	.240
Mar 06	at San Francisco	39	10	14	9	3	0	2	23	4	0	3	1	1	0	0	1	12	27	12	0	7	.259
Mar 07	at San Francisco	44	15	20	15	1	0	4	33	11	0	3	1	2	0	2	1	11	27	11	0	17	.289
Mar 12	UC IRVINE	33	4	9	4	1	0	2	16	2	0	1	0	0	0	0	7	27	6	0	7	.287	
Mar 13	UC IRVINE	29	6	8	5	1	0	2	15	6	0	0	0	0	0	0	2	6	27	10	0	5	.287
Mar 13	UC IRVINE	32	1	5	1	1	0	0	6	1	0	0	0	0	0	0	8	27	12	0	5	.276	
Mar 14	UC IRVINE	32	8	10	8	3	0	0	13	6	0	1	0	2	0	0	2	5	27	6	1	8	.278
*Mar 19	UTAH	31	4	10	4	1	0	1	14	4	0	0	0	1	0	0	2	2	27	10	0	8	.282
*Mar 20	UTAH	33	4	10	4	3	0	0	13	2	0	2	0	0	0	2	1	7	27	5	1	6	.283
*Mar 21	UTAH	33	4	7	3	1	0	2	14	1	0	1	0	0	0	0	5	27	8	0	6	.278	
Totals		510	94	142	88	26	1	21	233	53	2	24	2	16	1	5	10	116	405	131	8	109	.278

2021 Stanford Baseball
Team Game-by-Game for Stanford (as of Mar 22, 2021)
Pitching (All games)

Date	Opponent	ip	h	r	er	bb	so	2b	3b	hr	wp	bk	hbp	dp	lbb	score	w-l	sv	era
Feb 25	SANTA CLARA	9.0	7	7	4	0	13	1	0	2	0	0	0	0	0	10-7	1-0	1	4.00
Feb 26	at Santa Clara	9.0	2	0	0	7	13	0	0	0	0	0	3	0	0	8-0	2-0	1	2.00
Feb 27	SANTA CLARA	9.0	8	6	4	6	10	1	1	0	3	0	2	0	0	10-6	3-0	1	2.67
Feb 28	at Santa Clara	8.0	13	13	13	9	8	3	1	1	2	0	0	1	0	0-13	3-1	1	5.40
Mar 04	SAN FRANCISCO	10.0	9	6	5	1	12	1	1	0	2	0	2	0	0	7-6	4-1	1	5.20
Mar 05	SAN FRANCISCO	9.0	7	2	2	1	8	3	0	1	1	0	0	0	0	3-2	5-1	1	4.67
Mar 06	at San Francisco	9.0	14	6	6	5	6	4	0	0	0	0	2	3	0	10-6	6-1	2	4.86
Mar 07	at San Francisco	9.0	7	13	13	10	10	3	0	2	1	0	3	2	0	15-13	7-1	3	5.88
Mar 12	UC IRVINE	9.0	4	1	1	7	10	2	0	0	1	0	0	0	0	4-1	8-1	4	5.33
Mar 13	UC IRVINE	9.0	5	1	1	1	7	0	0	1	0	0	1	1	0	6-1	9-1	4	4.90
Mar 13	UC IRVINE	9.0	6	5	5	5	10	2	0	1	0	0	1	1	0	1-5	9-2	4	4.91
Mar 14	UC IRVINE	9.0	8	6	4	1	5	4	0	0	0	0	0	0	0	8-6	10-2	5	4.83
*Mar 19	UTAH	9.0	4	2	2	1	12	0	0	1	1	0	0	0	0	4-2	11-2	6	4.62
*Mar 20	UTAH	9.0	12	8	8	6	11	1	1	1	1	0	0	0	0	4-8	11-3	6	4.86
*Mar 21	UTAH	9.0	7	1	1	1	6	2	0	0	0	0	1	1	0	4-1	12-3	7	4.60
Totals		135.0	113	77	69	61	141	27	4	10	12	0	15	9	0	94-77	12-3	7	4.60

2021 Stanford Baseball
Opponent Game-by-Game for Stanford (as of Mar 22, 2021)
Batting (All games)

Date	Opponent	ab	r	h	rbi	2b	3b	hr	tb	bb	lbb	sb	cs	hbp	sac	sf	gdp	k	po	a	e	lob	avg
Feb 25	SANTA CLARA	36	7	7	6	1	0	2	14	0	0	0	0	0	0	0	0	13	24	3	0	2	.194
Feb 26	at Santa Clara	27	0	2	0	0	0	0	2	7	0	0	1	3	0	0	0	13	27	5	2	10	.143
Feb 27	SANTA CLARA	36	6	8	4	1	1	0	11	6	0	0	0	2	0	0	0	10	24	4	1	11	.172
Feb 28	at Santa Clara	33	13	13	11	3	1	1	21	9	0	1	0	0	1	3	1	8	27	6	0	9	.227
Mar 04	SAN FRANCISCO	37	6	9	5	1	1	0	12	1	0	3	0	2	1	1	0	12	28	5	1	6	.231
Mar 05	SAN FRANCISCO	33	2	7	2	3	0	1	13	1	0	1	1	0	0	0	0	8	24	9	0	5	.228
Mar 06	at San Francisco	37	6	14	6	4	0	0	18	5	0	0	1	2	0	0	3	6	27	7	1	11	.251
Mar 07	at San Francisco	30	13	7	13	3	0	2	16	10	0	0	0	3	0	2	2	10	27	10	1	5	.249
Mar 12	UC IRVINE	31	1	4	1	2	0	0	6	7	0	1	0	0	0	0	0	10	24	6	1	10	.237
Mar 13	UC IRVINE	30	1	5	1	0	0	1	8	1	0	1	1	1	0	0	1	7	24	13	0	4	.230
Mar 13	UC IRVINE	31	5	6	5	2	0	1	11	5	0	0	0	1	1	0	1	10	27	10	0	6	.227
Mar 14	UC IRVINE	32	6	8	5	4	0	0	12	1	0	0	0	0	1	2	0	5	24	10	1	3	.229
*Mar 19	UTAH	30	2	4	1	0	0	1	7	1	0	1	0	0	1	0	0	12	24	13	1	3	.222
*Mar 20	UTAH	37	8	12	8	1	1	1	18	6	0	2	1	0	0	1	0	11	27	8	0	9	.230
*Mar 21	UTAH	32	1	7	1	2	0	0	9	1	0	0	1	1	0	0	0	6	24	5	2	6	.230
Totals		492	77	113	69	27	4	10	178	61	0	10	6	15	5	9	8	141	382	114	11	100	.230

2021 Stanford Baseball
Opponent Game-by-Game for Stanford (as of Mar 22, 2021)
Pitching (All games)

Date	Opponent	ip	h	r	er	bb	so	2b	3b	hr	wp	bk	hbp	dp	lbb	score	w-l	sv	era	
Feb 25	Santa Clara	8.0	9	10	10	5	10	2	0	4	1	0	2	0	0	7-10	0-1	0	11.25	
Feb 26	at Santa Clara	9.0	9	8	4	1	6	2	0	1	0	0	2	0	1	0-8	0-2	0	7.41	
Feb 27	Santa Clara	8.0	10	10	10	5	7	1	0	2	1	0	2	0	0	6-10	0-3	0	8.64	
Feb 28	at Santa Clara	9.0	1	0	0	1	10	0	0	0	1	0	3	0	0	13-0	1-3	0	6.35	
Mar 04	San Francisco	9.1	10	7	7	2	15	1	1	1	1	0	1	0	0	6-7	1-4	0	6.44	
Mar 05	San Francisco	8.0	10	3	3	2	5	5	0	0	1	0	0	2	1	2-3	1-5	0	5.96	
Mar 06	at San Francisco	9.0	14	10	9	4	12	3	0	2	0	0	1	1	0	6-10	1-6	0	6.41	
Mar 07	at San Francisco	9.0	20	15	14	11	11	1	0	4	2	0	2	1	0	13-15	1-7	0	7.40	
Mar 12	UC Irvine	8.0	9	4	4	2	7	1	0	2	1	1	0	0	0	1-4	1-8	0	7.10	
Mar 13	UC Irvine	8.0	8	6	6	6	6	1	0	2	0	0	0	0	2	0	1-6	1-9	0	7.07
Mar 13	UC Irvine	9.0	5	1	1	1	8	1	0	0	0	0	0	0	0	0	5-1	2-9	0	6.49
Mar 14	UC Irvine	8.0	10	8	7	6	5	3	0	0	0	0	0	2	2	0	6-8	2-10	0	6.60
*Mar 19	Utah	8.0	10	4	4	4	2	1	0	1	1	0	1	2	0	2-4	2-11	0	6.44	
*Mar 20	Utah	9.0	10	4	4	2	7	3	0	0	0	0	0	1	0	8-4	3-11	0	6.26	
*Mar 21	Utah	8.0	7	4	3	1	5	1	0	2	0	0	0	0	0	1-4	3-12	0	6.08	
Totals		127.1	142	94	86	53	116	26	1	21	9	1	16	11	2	77-94	3-12	0	6.08	



2021 Stanford Baseball
Overall Statistics for Stanford (as of Mar 21, 2021)
(All games Sorted by Batting avg)



Record: 12-3 Home: 9-2 Away: 3-1 Pac-12: 2-1

Player	avg	gp-gs	ab	r	h	2b	3b	hr	rbi	tb	slg%	bb	hp	so	gdp	ob%	sf	sh	sb-att	po	a	e	fld%
16 Martinez, Vincent	.386	13-11	44	10	17	0	0	3	5	26	.591	5	1	14	0	.460	0	0	0-0	27	1	0	1.000
24 Brueser, Nick	.347	15-13	49	9	17	2	0	3	13	28	.571	4	1	13	1	.407	0	0	0-0	94	10	0	1.000
21 Tawa, Tim	.340	14-14	50	12	17	5	0	1	7	25	.500	6	1	5	0	.421	0	0	8-8	34	4	0	1.000
44 Robinson, Christian	.321	15-15	56	9	18	3	0	2	15	27	.482	7	0	10	2	.397	0	0	5-5	24	0	1	.960
2 Bowser, Drew	.314	11-10	35	3	11	2	0	1	7	16	.457	2	0	5	1	.351	0	0	0-0	6	10	1	.941
7 Jones, Brock	.309	15-15	55	13	17	3	1	7	19	43	.782	9	3	13	3	.426	1	0	4-6	33	1	0	1.000
25 Huff, Kody	.263	15-15	57	9	15	3	0	1	9	21	.368	7	2	12	1	.353	2	0	1-1	108	10	1	.992
12 Troy, Tommy	.214	13-10	42	9	9	2	0	1	3	14	.333	3	3	9	0	.313	0	0	3-3	19	19	0	1.000
10 Crampton, Adam	.205	14-13	44	5	9	3	0	0	6	12	.273	3	0	11	1	.245	2	0	2-2	22	39	3	.953
33 Barrera, Brett	.192	8-8	26	3	5	1	0	2	3	12	.462	2	0	5	1	.250	0	1	0-0	14	8	2	.917

19 Gargus, Henry	.333	9-3	18	4	6	2	0	0	1	8	.444	3	1	7	0	.455	0	0	1-1	4	0	0	1.000
1 Cobb, Owen	.059	7-5	17	2	1	0	0	0	0	1	.059	0	3	6	0	.200	0	0	0-0	7	7	0	1.000
29 Hinkelman, Cole	.000	3-3	10	2	0	0	0	0	0	0	.000	1	1	4	0	.167	0	0	0-0	0	0	0	.000
14 Park, Eddie	.000	4-0	2	2	0	0	0	0	0	0	.000	0	0	1	0	.000	0	0	0-0	2	0	0	1.000
5 Kretschmar, Austin	.000	2-0	2	0	0	0	0	0	0	0	.000	0	0	0	0	.000	0	0	0-0	1	3	0	1.000
31 Graham, Carter	.000	2-0	2	0	0	0	0	0	0	0	.000	0	0	0	0	.000	0	0	0-0	3	0	0	1.000
15 Burton, Grant	.000	6-0	1	2	0	0	0	0	0	0	.000	1	0	1	0	.500	0	0	0-0	4	0	0	1.000
Totals	.278	15	510	94	142	26	1	21	88	233	.457	53	16	116	10	.361	5	1	24-26	405	131	8	.985
Opponents	.230	15	492	77	113	27	4	10	69	178	.362	61	15	141	8	.328	9	5	10-16	382	114	11	.978

LOB - Team (109), Opp (100). DPs turned - Team (9), Opp (11). IBB - Team (2), Huff,K 1, Robinson,C 1. Picked off - Troy,T 1, Tawa,T 1.

(All games Sorted by Earned run avg)

Player	era	w-l	app	gs	cg	sho	sv	ip	h	r	er	bb	so	2b	3b	hr	b/avg	wp	hp	bk	sfa	sha
30 Grech, Zach	0.00	2-0	9	0	0	0/0	7	16.0	7	2	0	0	17	0	0	0	.127	3	2	0	0	1
43 Pancer, Brandt	1.69	3-1	7	1	0	0/1	0	16.0	14	3	3	4	13	5	0	0	.237	1	0	0	1	1
26 Mathews, Quinn	2.45	2-0	4	4	0	0/1	0	25.2	15	7	7	8	27	2	1	2	.172	0	3	0	0	0
20 Beck, Brendan	3.51	3-0	4	4	0	0/0	0	25.2	14	11	10	8	33	3	1	2	.154	3	0	0	1	1

42 Weiermiller, Austin	4.35	1-0	7	0	0	0/1	0	10.1	11	8	5	2	13	2	0	1	.282	0	2	0	2	0
37 O'Rourke, Tommy	6.75	0-0	3	0	0	0/0	0	2.2	2	2	2	2	2	0	0	0	.200	1	0	0	0	0
13 Moore, Justin	8.31	0-0	4	0	0	0/0	0	4.1	4	4	4	4	3	2	0	0	.250	0	2	0	0	0
49 Dowd, Drew	8.76	0-1	4	3	0	0/0	0	12.1	16	12	12	8	11	5	1	1	.348	1	3	0	1	2
34 Bruno, Ryan	9.00	0-1	2	1	0	0/1	0	1.0	1	1	1	4	1	0	0	0	.250	1	0	0	0	0
36 Worley, Jonathan	9.45	1-0	4	0	0	0/0	0	6.2	8	7	7	6	9	2	0	3	.308	0	0	0	2	0
38 Fleischli, Nathan	9.82	0-0	4	0	0	0/0	0	3.2	1	4	4	3	2	0	0	0	.091	1	1	0	1	0
23 Dixon, Joey	10.80	0-0	4	2	0	0/0	0	5.0	5	6	6	7	3	0	1	0	.263	1	1	0	0	0
45 Meier, Max	15.88	0-0	4	0	0	0/0	0	5.2	15	10	10	5	7	6	0	1	.517	0	1	0	1	0
Totals	4.60	12-3	15	15	0	1/1	7	135.0	113	77	69	61	141	27	4	10	.230	12	15	0	9	5
Opponents	6.08	3-12	15	15	0	1/1	0	127.1	142	94	86	53	116	26	1	21	.278	9	16	1	5	1

PB - Team (4), Huff,K 4, Opp (2). Pickoffs - Team (3), Mathews,Q 2, Dowd,D 1, Opp (2). SBA/ATT - Huff,K (9-13), Mathews,Q (3-6), Weiermiller (3-3), Beck,B (2-2), Dowd,D (1-2), Grech,Z (1-1), Pancer,B (0-1), Martinez,V (1-1), Meier,M (0-1).



2021 Stanford Baseball
Conference statistics for Stanford (as of Mar 21, 2021)
(Pac-12 games only Sorted by Batting avg)



Record: 2-1 Home: 2-1 Away: 0-0 Pac-12: 2-1

Player	avg	gp-gs	ab	r	h	2b	3b	hr	rbi	tb	slg%	bb	hp	so	gdp	ob%	sf	sh	sb-att	po	a	e	fld%
2 Bowser, Drew	.545	3-3	11	0	6	1	0	0	3	7	.636	0	0	2	0	.545	0	0	0-0	1	2	0	1.000
24 Brueser, Nick	.500	3-3	12	1	6	0	0	1	2	9	.750	0	0	2	0	.500	0	0	0-0	18	2	0	1.000
16 Martinez, Vincent	.364	3-3	11	1	4	0	0	0	0	4	.364	1	0	2	0	.417	0	0	0-0	0	0	0	.000
7 Jones, Brock	.333	3-3	9	3	3	0	0	2	3	9	1.000	3	0	1	1	.500	0	0	1-1	8	0	0	1.000
21 Tawa, Tim	.273	3-3	11	3	3	2	0	0	0	5	.455	1	0	0	0	.333	0	0	2-2	9	0	0	1.000
12 Troy, Tommy	.222	3-2	9	2	2	0	0	0	0	2	.222	0	1	1	0	.300	0	0	0-0	5	4	0	1.000
44 Robinson, Christian	.182	3-3	11	2	2	2	0	0	0	4	.364	1	0	1	1	.250	0	0	0-0	8	0	0	1.000
25 Huff, Kody	.100	3-3	10	0	1	0	0	0	3	1	.100	0	0	2	0	.083	2	0	0-0	29	2	0	1.000
10 Crampton, Adam	.000	3-3	10	0	0	0	0	0	0	0	.000	0	0	3	1	.000	0	0	0-0	3	8	1	.917

19 Gargus, Henry	.000	2-1	3	0	0	0	0	0	0	0	.000	1	0	0	0	.250	0	0	0-0	0	0	0	.000
Totals	.278	3	97	12	27	5	0	3	11	41	.423	7	1	14	3	.327	2	0	3-3	81	23	1	.990
Opponents	.232	3	99	11	23	3	1	2	10	34	.343	8	1	29	0	.294	1	1	3-5	75	26	3	.971

LOB - Team (20), Opp (18). DPs turned - Team (1), Opp (3). Picked off - Tawa,T 1.

(Pac-12 games only Sorted by Earned run avg)

Player	era	w-l	app	gs	cg	sho	sv	ip	h	r	er	bb	so	2b	3b	hr	b/avg	wp	hp	bk	sfa	sha
30 Grech, Zach	0.00	0-0	2	0	0	0/0	2	3.0	2	0	0	0	2	0	0	0	.182	0	0	0	0	0
20 Beck, Brendan	2.25	1-0	1	1	0	0/0	0	8.0	3	2	2	1	11	0	0	1	.115	1	0	0	0	1
43 Pancer, Brandt	3.60	1-1	2	0	0	0/0	0	5.0	4	2	2	1	5	1	0	0	.211	0	0	0	0	0
26 Mathews, Quinn	5.68	0-0	1	1	0	0/0	0	6.1	6	4	4	4	9	0	1	0	.250	0	0	0	0	0

49 Dowd, Drew	0.00	0-0	1	1	0	0/0	0	2.2	4	0	0	1	1	1	0	0	.400	0	1	0	0	0
37 O'Rourke, Tommy	0.00	0-0	1	0	0	0/0	0	1.1	1	0	0	1	1	0	0	0	.200	1	0	0	0	0
42 Weiermiller, Austin	40.50	0-0	1	0	0	0/0	0	0.2	3	3	3	0	0	1	0	1	.750	0	0	0	1	0
Totals	3.67	2-1	3	3	0	0/0	2	27.0	23	11	11	8	29	3	1	2	.232	2	1	0	1	1
Opponents	3.96	1-2	3	3	0	0/0	0	25.0	27	12	11	7	14	5	0	3	.278	1	1	0	2	0

PB - Team (1), Huff,K 1, Opp (1). Pickoffs - Team (1), Dowd,D 1, Opp (1). SBA/ATT - Huff,K (3-4), Mathews,Q (1-2), Beck,B (1-1), Dowd,D (0-1), Weiermiller (1-1).



Record: 12-3 Home: 9-2 Away: 3-1 Pac-12: 2-1

(All games Sorted by Earned run avg)

[illegible]




2021 Stanford Baseball
Game Results for Stanford (as of Mar 21, 2021)
(All games)



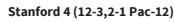
Date	Opponent		Score	Inns	Overall	Pac-12	Pitcher of record	Attend	Time
Feb 25, 2021	SANTA CLARA	w	10-7	9	1-0-0	0-0-0	Beck,B (W 1-0)	0	2:37
Feb 26, 2021	at Santa Clara	w	8-0	9	2-0-0	0-0-0	Mathews,Q (W 1-0)	0	2:50
Feb 27, 2021	SANTA CLARA	w	10-6	9	3-0-0	0-0-0	Grech,Z (W 1-0)	0	3:14
Feb 28, 2021	at Santa Clara	L	0-13	9	3-1-0	0-0-0	Bruno,R (L 0-1)	0	3:05
Mar 04, 2021	SAN FRANCISCO	w	7-6	(10)	4-1-0	0-0-0	Grech,Z (W 2-0)	0	3:09
Mar 05, 2021	SAN FRANCISCO	w	3-2	9	5-1-0	0-0-0	Weiermiller (W 1-0)	0	2:31
Mar 06, 2021	at San Francisco	w	10-6	9	6-1-0	0-0-0	Pancer,B (W 1-0)	0	3:14
Mar 07, 2021	at San Francisco	w	15-13	9	7-1-0	0-0-0	Worley,J (W 1-0)	0	4:26
Mar 12, 2021	UC IRVINE	w	4-1	9	8-1-0	0-0-0	Beck,B (W 2-0)	0	2:47
Mar 13, 2021	UC IRVINE-1	w	6-1	9	9-1-0	0-0-0	Mathews,Q (W 2-0)	-	2:20
Mar 13, 2021	UC IRVINE-2	L	1-5	9	9-2-0	0-0-0	Dowd,D (L 0-1)	-	2:36
Mar 14, 2021	UC IRVINE	w	8-6	9	10-2-0	0-0-0	Pancer,B (W 2-0)	0	2:48
* Mar 19, 2021	UTAH	w	4-2	9	11-2-0	1-0-0	Beck,B (W 3-0)	0	2:20
* Mar 20, 2021	UTAH	L	4-8	9	11-3-0	1-1-0	Pancer,B (L 2-1)	0	2:46
* Mar 21, 2021	UTAH	w	4-1	9	12-3-0	2-1-0	Pancer,B (W 3-1)	0	2:39

* = Conference game

() extra inning game



2021 Stanford Baseball
Utah at Stanford
Mar 20, 2021 at Stanford, Calif. (Sunken Diamond)



Player	ab	r	tbi	bb	so	a	lob
Tawa, Tim 2b/cf	4	0	0	0	0	3	2
Gargus, Henry rf	2	0	0	1	0	0	0
Troy, Tommy pr/pz	1	1	0	0	0	1	1
Jones, Brock lf	4	1	2	1	0	4	0
Huffi, Kody c	4	0	0	0	1	7	0
Martinez, Vincent dh	4	0	0	0	1	0	0
Brueser, Nick lb	4	1	2	1	0	6	1
Robinson, Christian cf/rf	4	1	1	0	0	3	2
Crampton, Adam ss	3	0	0	0	0	2	0
Bowser, Drew 3b	3	0	2	1	0	0	1
Dowd, Drew p	0	0	0	0	0	0	1
Pancer, Brandt p	0	0	0	0	0	0	1
Grech, Zach p	0	0	0	0	0	0	1

E - Rowan Jr., C(1); Richardson,(1). DP - STAN 1. LOB - UTAH 6; STAN 6. 2B - Kiernan, J.(4); Zavolta, V.(2); Robinson,C(3). HR - Jones,B(7); Brueser,N(3). HBP - Roberts, K.. SB - Tawa,T(8). CS - McLaughlin,(1).

Stanford	ip	h	r	er	bb	so	ab	bf	np
Dowd, Drew	2.2	4	0	0	1	1	10	12	56
Pancer, Brandt	4.1	2	1	1	0	4	15	15	56
Grech, Zach	2.0	1	0	0	0	1	7	7	24

Win - Pancer,B (3-1). Loss - Watson, D. (0-3). Save - Grech,Z (7).
HBP - by Dowd,D (Roberts, K.). PB - Kiernan, J.(1); Huff,K(4). Inherited runners/scored: Sox, M. 1/1; Pancer,B 2/0.
Pitches/strikes: Watson, D. 80/52; Sox, M. 35/23; McCleve, Z. 18/12; Dowd, D 56/35; Pancer,B 56/36; Grech, Z 24/15.

Umpires - HP: Angel Campos 1B: Alex Ortiz 2B: Joe Burleson 3B: Gary DiFabio
Start: 12:06 PM Time: 2:39 Attendance:
Weather: 57 Degrees, Clear Sky
Watson, D. faced 1 batter in the 6th.

Stanford 4 (11-3,1-1 Pac-12)


Player	5	1	r	h	bi	bo	so	po	a	lob
Troy, Tommy 2b	5	1	1	0	0	1	2	1	0	0
Tawa, Tim cf	4	2	2	0	0	0	1	2	0	0
Jones, Brock lf	2	0	0	1	2	0	2	0	0	0
Huff, Kody c	2	0	0	2	0	1	11	1	1	0
Martinez, Vincent dh	4	0	2	0	0	1	0	0	1	1
Brueser, Nick 1b	4	0	3	0	0	0	4	0	0	0
Robinson, Christian rf	4	1	1	1	0	1	4	0	1	1
Bowser, Drew 3b	4	0	1	1	0	2	0	1	0	0
Crampton, Adam ss	3	0	0	0	0	0	1	0	1	2
Gargus, Henry ph	1	0	0	0	0	0	0	0	0	0
Mathews, Quinn p	0	0	0	0	0	0	0	0	0	0
Pancer, Brandt p	0	0	0	0	0	0	0	0	0	0
Weiermiller, Austin p	0	0	0	0	0	0	0	0	0	0
O'Rourke, Tommy p	0	0	0	0	0	0	0	1	0	0
Totals	33	4	10	4	2	7	27	5	6	0

E - Crampton,A(3). DP - UTAH 1. LOB - UTAH 9; STAN 6. 2B - McLaughlin,(3); Tawa,T 2(5); Robinson,C(2). 3B - Kramer, S.(3). HR - Rowan Jr., C(1). SF - Kiernan, J.(2); Huff,K 2(2). SB - McLaughlin,(4); Roberts, K.(3); Tawa,T(7); Jones,B(4). CS - Richardson,(1).

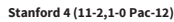
Stanford	ip	h	r	er	bb	so	ab	bf	np
Mathews, Quinn	6.1	6	4	4	4	9	24	28	102
Pancer, Brandt	0.2	2	1	1	1	1	4	5	25
Weiermiller, Austin	0.2	3	3	3	0	0	4	5	16
O'Rourke, Tommy	1.1	1	0	0	1	1	5	6	21

Win - Hostert, R. (1-0). Loss - Pancer,B (2-1). Save - None.
 WP - O'Rourke,T(1). Inherited runners/scored: Hostert, R. 1/0. Pitches/strikes: Robeniol, K. 85/62; Hostert, R. 40/29; Mathews,Q 102/64; Pancer, B 25/14; Weiermiller 16/11; O'Rourke,T 21/10.

Umpires - HP: Gary DiFabio 1B: Angel Campos 2B: Alex Ortiz 3B: Joe Burleson
Start: 2:06 PM Time: 2:46 Attendance:
Weather: 59 Degrees, Cloudy



2021 Stanford Baseball
UC Irvine at Stanford
Mar 14, 2021 at Stanford, Calif. (Sunken Diamond)



Player	ab	r	h	rbi	bb	so	2	a	lob
Troy, Tommy 2b	3	0	1	0	0	0	2	2	2
Tawa, Tim cf	3	1	1	0	1	0	2	0	0
Jones, Brock lf	3	2	1	1	1	0	2	0	1
Huff, Kody c	4	0	1	1	0	0	11	1	0
Martinez, Vincent dh	3	1	2	0	1	0	0	0	0
Robinson, Christian f	3	0	0	0	1	0	1	0	1
Brueser, Nick 1b	4	0	1	1	0	1	8	1	0
Bowser, Drew 3b	4	0	3	1	0	0	0	0	1
Crampton, Adam ss	4	0	0	0	0	1	1	5	3
Beck, Brendan p	0	0	0	0	0	0	0	1	0
Grech, Zach p	0	0	0	0	0	0	0	0	0
Totals	31	4	10	4	4	2	27	10	8

E - Kramer, S.(2). DP - UTAH 2. LOB - UTAH 3; STAN 8. 2B - Bowser,D(2). HR - Zavolta, V.(1); Jones,B(6). HBP - Troy,T. SH - Richardson,(2). SB - Richardson,(3).

Stanford	ip	h	r	er	bb	so	ab	bf	np
Beck, Brendan	8.0	3	2	2	1	11	26	28	104
Grech, Zach	1.0	1	0	0	0	1	4	4	11

Win - Beck,B (3-0). Loss - MacIver, I. (0-1). Save - Grech,Z (6).
WP - Kelly, J.(3); Beck,B(3). HBP - by Kelly, J. (Troy,T). Inherited runners/scored: Schramm, D. 2/1.
Pitches/strikes: Kelly, J. 84/49; MacIver, I. 15/5; Schramm, D. 21/12; Beck,B 104/70; Grech, Z 11/8.

Umpires - HP: Joe Burleson 1B: Gary DiFabio 2B: Angel Campos 3B: Alex Ortiz
Start: 6:07 PM Time: 2:20 Attendance:
Weather: 57 Degrees, Partly Cloudy
Machver, I. faced 3 batters in the 8th.

Stanford 8 (10-2)

Player	ab	r	h	rbt	bb	so	po	a	lob
Troy, Tommy 2b	4	0	1	0	1	1	1	0	0
Tawa, Tim cf	2	1	1	0	2	0	3	0	0
Burton, Grant cf	1	0	0	0	1	3	0	0	0
Jones, Brock lf	2	0	0	0	1	0	2	0	1
Park, Eddie pr/lf	1	0	0	0	0	0	0	0	0
Huff, Kody c	4	1	1	0	1	1	4	1	4
Martinez, Vincent dh	2	2	1	1	2	0	0	0	0
Bruesser, Nick lb	4	2	2	1	0	0	7	1	3
Robinson, Christian rf	1	4	2	3	0	0	3	0	0
Brewer, Drew 3b	4	1	0	0	0	1	3	2	0
Crompton, Adam ss	4	0	2	2	0	1	1	2	0
Pancer, Brandt p	0	0	0	0	0	0	0	0	0
O'Rourke, Tommy p	0	0	0	0	0	0	0	0	0
Weiermiller, Austin p	0	0	0	0	0	0	0	0	0
Grech, Zach p	0	0	0	0	0	0	0	0	0
Totals	32	8	10	8	6	5	27	6	8

E - Torres(2); Robinson,C. DP - UCI 2. LOB - UCI 3; STAN 8. 2B - Peabody(3); Spillane(3); Kendle(1); McCaffrey(2); Huff,K(3); Brueser,N(2); Crampton,A(3). HBP - Troy,T; Jones,B. SH - Hadeen(1). SF - Church(1); Tatum(1). SB - Troy,T(3).

Stanford	ip	h	r	er	bb	so	ab	bf	np
Pancer, Brandt	6.0	3	1	1	0	3	19	21	70
O'Rourke, Tommy	0.1	1	2	2	1	0	2	3	13
Weiermiller, Austin	0.2	4	3	1	0	0	5	6	16
Grech, Zach	2.0	0	0	0	0	2	6	6	22

Win - Pancer,B (2-0). Loss - Wentworth (0-1). Save - Grech,Z (5).
HBP - by Ibarra (Jones,B); by Brooks, T. (Troy,T). PB - Huff,K(3). Inherited runners/scored: Stanford 2/2;
vandenHelder 3/0; Ibarra 2/2; Wheeler 3/0; Weirmiller 2/2. Pitches/strikes: Wentworth 29/18; Stanford 22/13;
vandenHelder 31/19; Ibarra 21/7; Wheeler 5/3; Riddle 18/11; Brooks, T. 8/7; Pancer,B 70/49; O'Rourke, T 13/5;
Weirmiller 16/12; Grech, Z 22/17.

Umpires - HP: Mark Buchanan 1B: Patrick Riley 2B: Randy Sutton 3B: Sid Aguilar
Start: 1:06 PM Time: 2:48 Attendance:
Weather: 57 Degrees, Overcast
Wentworth faced 4 batters in the 2nd.

#1 OWEN COBB

INF | 6-1 | 183 | R/R | SO | SEATTLE, WASH. / SEATTLE ACADEMY

Year	avg	gp-gs	ab	r	h	2b	3b	hr	rbi	bb	so	sb-att
2020	.250	8-4	12	3	3	2	0	0	1	1	2	0-0
2021	.059	7-5	17	2	1	0	0	0	0	0	6	0-0
TOTAL	.138	15-9	29	5	4	2	0	0	1	1	8	0-0

SINGLE-GAME HIGHS [all-time ranking]:
Hits: 1, 4 times
Doubles: 1, GCU, Feb 28, 2020; GCU, Feb 29, 2020
Total bases: 2, GCU, Feb 28, 2020; GCU, Feb 29, 2020
RBI: 1, GCU, Feb 29, 2020
Runs scored: 1, 5 times
Walks: 1, vs Tennessee, Feb 23, 2020
Hit by pitch: 1, 4 times
Struck out: 3, at Santa Clara, Feb 26, 2021
At bats: 4, Santa Clara, Feb 25, 2021; at Santa Clara, Feb 26, 2021; GCU, Feb 29, 2020

#2 DREW BOWSER

INF | 6-4 | 212 | R/R | FR | LOS ANGELES, CALIF. / HARVARD-WESTLAKE

Year	avg	gp-gs	ab	r	h	2b	3b	hr	rbi	bb	so	sb-att
2021	.314	11-10	35	3	11	2	0	1	7	2	5	0-0
TOTAL	.314	11-10	35	3	11	2	0	1	7	2	5	0-0

SINGLE-GAME HIGHS [all-time ranking]:
Hits: 3, Utah, Mar 19, 2021
Doubles: 1, at San Francisco, Mar 07, 2021; Utah, Mar 19, 2021
Home runs: 1, UC Irvine, Mar 13, 2021
Total bases: 4, UC Irvine, Mar 13, 2021; Utah, Mar 19, 2021
RBI: 3, UC Irvine, Mar 13, 2021
Runs scored: 1, at San Francisco, Mar 07, 2021; UC Irvine, Mar 13, 2021; UC Irvine, Mar 14, 2021
Walks: 2, at San Francisco, Mar 07, 2021
Struck out: 1, at Santa Clara, Feb 28, 2021; at San Francisco, Mar 06, 2021; UC Irvine, Mar 14, 2021
At bats: 4, 4 times

#4 CARSON GREENE

INF | 5-11 | 183 | L/R | SO | SAN DIEGO, CALIF. / THE TAFT SCHOOL

Year	avg	gp-gs	ab	r	h	2b	3b	hr	rbi	bb	so	sb-att
2020	.217	7-7	23	3	5	1	0	0	2	7	5	0-0
TOTAL	.217	7-7	23	3	5	1	0	0	2	7	5	0-0

SINGLE-GAME HIGHS [all-time ranking]:
Hits: 2, Kansas State, Mar 07, 2020
Doubles: 1, Kansas State, Mar 07, 2020
Total bases: 3, Kansas State, Mar 07, 2020
RBI: 1, Kansas State, Mar 07, 2020; Kansas State, Mar 08, 2020
Runs scored: 1, GCU, Feb 28, 2020; GCU, Mar 01, 2020; Kansas State, Mar 07, 2020
Walks: 6 [1st], GCU, Feb 28, 2020
Hit by pitch: 1, GCU, Mar 01, 2020
Struck out: 2, Michigan, Mar 03, 2020; Kansas State, Mar 07, 2020
At bats: 4, Michigan, Mar 03, 2020; Kansas State, Mar 07, 2020

#5 AUSTIN KRETZSCHMAR

INF | 6-0 | 201 | R/R | JR | LA MESA, CALIF. / HELIX CHARTER

Year	avg	gp-gs	ab	r	h	2b	3b	hr	rbi	bb	so	sb-att
2019	.500	14-0	12	3	6	0	1	0	1	1	2	0-0
2020	.295	13-10	44	1	13	4	0	0	2	0	7	0-1
2021	.000	2-0	2	0	0	0	0	0	0	0	0	0-0
TOTAL	.328	29-10	58	4	19	4	1	0	3	1	9	0-1

SINGLE-GAME HIGHS [all-time ranking]:
Hits: 3, vs Tennessee, Feb 23, 2020; at California, Feb 25, 2020
Doubles: 2, Kansas State, Mar 08, 2020
Triples: 1 [t-6th], at California, May 11, 2019
Total bases: 4, 4 times
RBI: 1, vs Pepperdine, Feb 17, 2019; at California, Feb 25, 2020; Kansas State, Mar 07, 2020
Runs scored: 1, 4 times
Walks: 1, at Washington State, Mar 31, 2019
Hit by pitch: 1, GCU, Feb 28, 2020
Struck out: 2, Kansas State, Mar 06, 2020; Kansas State, Mar 08, 2020
Sac bunts: 1, Michigan, Mar 03, 2020; Kansas State, Mar 07, 2020
At bats: 7 [t-9th], GCU, Feb 28, 2020

#6 ZACH SEHGAL

INF | 6-2 | 209 | R/R | RS JR | LA JOLLA, CALIF. / LA JOLLA

Year	avg	gp-gs	ab	r	h	2b	3b	hr	rbi	bb	so	sb-att
2019	.000	2-0	1	0	0	0	0	0	0	0	0	0-0
2020	.188	9-5	16	1	3	1	0	0	0	1	3	0-0
TOTAL	.176	11-5	17	1	3	1	0	0	0	1	3	0-0

SINGLE-GAME HIGHS [all-time ranking]:
Hits: 2, GCU, Feb 28, 2020
Doubles: 1, GCU, Feb 28, 2020
Total bases: 3, GCU, Feb 28, 2020
Runs scored: 1, Kansas State, Mar 07, 2020
Walks: 1, Kansas State, Mar 07, 2020
Struck out: 1, GCU, Feb 29, 2020; GCU, Mar 01, 2020; Kansas State, Mar 07, 2020
At bats: 3, GCU, Feb 28, 2020; GCU, Feb 29, 2020

#7 BROCK JONES

OF | 6-0 | 203 | L/L | SO | FRESNO, CALIF. / BUCHANAN

Year	avg	gp-gs	ab	r	h	2b	3b	hr	rbi	bb	so	sb-att
2020	.228	16-16	57	5	13	2	0	1	4	6	21	3-5
2021	.309	15-15	55	13	17	3	1	7	19	9	13	4-6
TOTAL	.268	31-31	112	18	30	5	1	8	23	15	34	7-11

SINGLE-GAME HIGHS [all-time ranking]:
Hits: 3, at San Francisco, Mar 07, 2021
Doubles: 1, 5 times
Triples: 1 [t-6th], San Francisco, Mar 04, 2021
Home runs: 2 [t-2nd], at San Francisco, Mar 07, 2021
Total bases: 9, at San Francisco, Mar 07, 2021
RBI: 5, at San Francisco, Mar 06, 2021
Runs scored: 3, at Santa Clara, Feb 26, 2021
Walks: 2, at San Francisco, Mar 07, 2021; UC Irvine, Mar 13, 2021
Hit by pitch: 1, 5 times
Struck out: 4 [t-1st], GCU, Feb 28, 2020
Sac flies: 1, San Francisco, Mar 05, 2021
Sac bunts: 1, GCU, Feb 28, 2020
At bats: 7 [t-9th], GCU, Feb 28, 2020
Stolen bases: 2 [t-4th], at Santa Clara, Feb 26, 2021

#10 ADAM CRAMPTON

INF | 6-0 | 178 | R/R | SO | OAKLAND, CALIF. / OAKLAND TECH

Year	avg	gp-gs	ab	r	h	2b	3b	hr	rbi	bb	so	sb-att
2020	.200	11-9	25	3	5	0	0	0	1	1	4	0-0
2021	.205	14-13	44	5	9	3	0	0	6	3	11	2-2
TOTAL	.203	25-22	69	8	14	3	0	0	7	4	15	2-2

SINGLE-GAME HIGHS [all-time ranking]:
Hits: 2, GCU, Mar 01, 2020; at San Francisco, Mar 06, 2021; UC Irvine, Mar 14, 2021
Doubles: 1, Santa Clara, Feb 25, 2021; San Francisco, Mar 05, 2021; UC Irvine, Mar 14, 2021
Total bases: 3, UC Irvine, Mar 14, 2021
RBI: 3, at San Francisco, Mar 07, 2021
Runs scored: 2, Kansas State, Mar 07, 2020
Walks: 1, 4 times
Hit by pitch: 1, Kansas State, Mar 07, 2020
Struck out: 2, Michigan, Mar 03, 2020; UC Irvine, Mar 13, 2021
Sac flies: 2 [t-2nd], at San Francisco, Mar 07, 2021
Sac bunts: 2 [t-1st], vs Tennessee, Feb 23, 2020
At bats: 4, 8 times
Stolen bases: 1, at Santa Clara, Feb 26, 2021; at San Francisco, Mar 06, 2021

#11 ALBERTO RIOS

C | 5-10 | 191 | R/R | FR | BELLFLOWER, CALIF. / ST. JOHN BOSCO

#12 TOMMY TROY

INF/OF | 5-10 | 185 | R/R | FR | LOS GATOS, CALIF. / LOS GATOS

Year	avg	gp-gs	ab	r	h	2b	3b	hr	rbi	bb	so	sb-att
2021	.214	13-10	42	9	9	2	0	1	3	3	9	3-3
TOTAL	.214	13-10	42	9	9	2	0	1	3	3	9	3-3

SINGLE-GAME HIGHS [all-time ranking]:
Hits: 3, San Francisco, Mar 05, 2021
Doubles: 2, San Francisco, Mar 05, 2021
Home runs: 1, at San Francisco, Mar 07, 2021
Total bases: 5, San Francisco, Mar 05, 2021
RBI: 1, San Francisco, Mar 05, 2021; at San Francisco, Mar 07, 2021; UC Irvine, Mar 14, 2021
Runs scored: 2, San Francisco, Mar 05, 2021; at San Francisco, Mar 07, 2021
Walks: 2, at San Francisco, Mar 07, 2021
Hit by pitch: 1, at San Francisco, Mar 06, 2021; UC Irvine, Mar 14, 2021; Utah, Mar 19, 2021
Struck out: 2, at Santa Clara, Feb 28, 2021; at San Francisco, Mar 07, 2021
At bats: 5, Santa Clara, Feb 27, 2021; at San Francisco, Mar 07, 2021
Stolen bases: 1, Santa Clara, Feb 27, 2021; at San Francisco, Mar 07, 2021; UC Irvine, Mar 14, 2021

#13 JUSTIN MOORE

RHP | 6-5 | 238 | R/R | RS SO | AUSTIN, TEXAS / VANDEGRIFT

Year	era	w-l	app	gs	cg	sho	sv	ip	h	r	er	bb	so
2020	9.00	0-0	2	0	0	0/0	0	1.0	3	1	1	0	0
2021	8.31	0-0	4	0	0	0/0	0	4.1	4	4	4	4	3
TOTAL	8.44	0-0	6	0	0	0/0	0	5.1	7	5	5	4	3

SINGLE-GAME HIGHS [all-time ranking]:
Innings pitched: 1.2, Santa Clara, Feb 27, 2021; at San Francisco, Mar 06, 2021
Walks allowed: 3, at San Francisco, Mar 06, 2021
Strikeouts: 2, Santa Clara, Feb 27, 2021
Batters faced: 7, Santa Clara, Feb 27, 2021; at San Francisco, Mar 06, 2021

#14 EDDIE PARK

OF | 6-1 | 185 | L/L | FR | SAN JOSE, CALIF. / VALLEY CHRISTIAN

Year	avg	gp-gs	ab	r	h	2b	3b	hr	rbi	bb	so	sb-att
2021	.000	4-0	2	2	0	0	0	0	0	0	1	0-0
TOTAL	.000	4-0	2	2	0	0	0	0	0	0	1	0-0

SINGLE-GAME HIGHS [all-time ranking]:
Runs scored: 1, San Francisco, Mar 04, 2021; at San Francisco, Mar 06, 2021
Struck out: 1, at Santa Clara, Feb 28, 2021
At bats: 1, at Santa Clara, Feb 28, 2021; UC Irvine, Mar 14, 2021

#15 GRANT BURTON													
OF 6-1 212 R/L JR DANA POINT, CALIF. / MATER DEI													
Year	avg	gp-gs	ab	r	h	2b	3b	hr	rbi	bb	so	sb-att	
2019	.000	5-0	2	1	0	0	0	0	1	1	2	0-1	
2020	.143	10-2	7	0	1	0	0	0	0	2	6	0-1	
2021	.000	6-0	1	2	0	0	0	0	0	1	1	0-0	
TOTAL	.100	21-2	10	3	1	0	0	0	1	4	9	0-2	

SINGLE-GAME HIGHS [all-time ranking]:
Hits: 1, vs Houston, Feb 21, 2020
Total bases: 1, vs Houston, Feb 21, 2020
RBI: 1, at Washington State, Mar 31, 2019
Runs scored: 2, at San Francisco, Mar 06, 2021
Walks: 1, 4 times
Struck out: 3, Cal State Fullerton, Feb 16, 2020
Sac flies: 1, at Washington State, Mar 31, 2019
At bats: 3, Cal State Fullerton, Feb 16, 2020; vs Houston, Feb 21, 2020

#16 VINCENT MARTINEZ													
C 6-2 245 R/R JR SAN MARCOS, CALIF. / SAN MARCOS													
Year	avg	gp-gs	ab	r	h	2b	3b	hr	rbi	bb	so	sb-att	
2019	.250	7-1	8	0	2	0	0	0	0	0	2	0-0	
2020	.333	6-1	9	0	3	0	0	0	1	0	2	0-0	
2021	.386	13-11	44	10	17	0	0	3	5	5	14	0-0	
TOTAL	.361	26-13	61	10	22	0	0	3	6	5	18	0-0	

SINGLE-GAME HIGHS [all-time ranking]:
Hits: 4, at San Francisco, Mar 07, 2021
Home runs: 1, at San Francisco, Mar 07, 2021; UC Irvine, Mar 12, 2021; UC Irvine, Mar 13, 2021
Total bases: 7, at San Francisco, Mar 07, 2021
RBI: 2, at San Francisco, Mar 07, 2021
Runs scored: 3, at San Francisco, Mar 07, 2021
Walks: 2, UC Irvine, Mar 14, 2021
Hit by pitch: 1, at Santa Clara, Feb 28, 2021
Struck out: 2, 5 times
At bats: 7 [t-9th], at San Francisco, Mar 07, 2021

#18 CODY JENSEN													
RHP 6-3 189 R/R JR ROSEVILLE, CALIF. / JESUIT													
Year	era	w-l	app	gs	cg	sho	sv	ip	h	r	er	bb	so
2019	3.55	1-0	20	2	0	0/2	1	33.0	28	14	13	11	32
2020	12.60	0-1	7	0	0	0/0	1	5.0	6	14	7	9	4
TOTAL	4.74	1-1	27	2	0	0/2	2	38.0	34	28	20	20	36

SINGLE-GAME HIGHS [all-time ranking]:
Innings pitched: 3.1, Texas, Mar 09, 2019
Walks allowed: 3, at GCU, Feb 18, 2019; at California, Feb 25, 2020
Strikeouts: 5, at Mississippi State, Jun 08, 2019; Texas, Mar 09, 2019
Batters faced: 13, at California, May 11, 2019

#19 HENRY GARGUS													
INF/OF 6-0 211 L/L SO YAKIMA, WASH. / DAVIS													
Year	avg	gp-gs	ab	r	h	2b	3b	hr	rbi	bb	so	sb-att	
2020	.000	6-3	12	1	0	0	0	0	1	2	7	0-0	
2021	.333	9-3	18	4	6	2	0	0	1	3	7	1-1	
TOTAL	.200	15-6	30	5	6	2	0	0	2	5	14	1-1	

SINGLE-GAME HIGHS [all-time ranking]:
Hits: 3, at San Francisco, Mar 07, 2021
Doubles: 1, at San Francisco, Mar 06, 2021; UC Irvine, Mar 13, 2021
Total bases: 3, at San Francisco, Mar 07, 2021
RBI: 1, GCU, Feb 28, 2020; UC Irvine, Mar 13, 2021
Runs scored: 3, at San Francisco, Mar 07, 2021
Walks: 2, at San Francisco, Mar 07, 2021
Hit by pitch: 1, at San Francisco, Mar 07, 2021
Struck out: 3, at San Francisco, Mar 06, 2021
At bats: 4, at San Francisco, Mar 06, 2021; UC Irvine, Mar 13, 2021
Stolen bases: 1, at San Francisco, Mar 07, 2021

#20 BRENDAN BECK													
RHP 6-2 205 R/R SR CORONA, CALIF. / CORONA													
Year	era	w-l	app	gs	cg	sho	sv	ip	h	r	er	bb	so
2018	2.43	8-0	17	12	0	0/3	1	66.2	56	19	18	12	38
2019	3.63	5-4	17	16	0	0/1	0	91.2	102	41	37	25	83
2020	2.82	0-3	4	3	0	0/0	0	22.1	18	18	7	6	25
2021	3.51	3-0	4	4	0	0/0	0	25.2	14	11	10	8	33
TOTAL	3.14	16-7	42	35	0	0/4	1	206.1	190	89	72	51	179

SINGLE-GAME HIGHS [all-time ranking]:
Innings pitched: 8.0, GCU, Feb 28, 2020; Texas, Mar 07, 2019; Utah, Mar 19, 2021
Walks allowed: 6 [t-6th], UC Irvine, Mar 12, 2021
Strikeouts: 11, vs Ball State, Feb 15, 2019; Kansas State, Mar 06, 2020; Utah, Mar 19, 2021
Batters faced: 29, GCU, Feb 28, 2020; Texas, Mar 07, 2019

#21 TIM TAWA													
INF/OF 6-0 196 R/R SR WEST LINN, ORE. / WEST LINN													
Year	avg	gp-gs	ab	r	h	2b	3b	hr	rbi	bb	so	sb-att	
2018	.296	58-58	223	44	66	18	3	7	41	15	57	7-12	
2019	.253	58-58	217	35	55	10	0	8	37	9	51	6-6	
2020	.213	16-13	61	7	13	2	0	1	6	2	19	3-4	
2021	.340	14-14	50	12	17	5	0	1	7	6	5	8-8	
TOTAL	.274	146-143	551	98	151	35	3	17	91	32	132	24-30	

SINGLE-GAME HIGHS [all-time ranking]:
Hits: 4, at Utah, May 05, 2018
Doubles: 2, Wright State, Jun 01, 2018; San Francisco, Mar 05, 2021
Triples: 1 [t-6th], Rice, Feb 23, 2018; at Cal State Fullerton, Jun 02, 2018; Washington State, May 18, 2018
Home runs: 2 [t-2nd], UCLA, Apr 07, 2019
Total bases: 8, UCLA, Apr 07, 2019
RBI: 4, at Washington State, Mar 30, 2019
Runs scored: 4 [t-6th], at Utah, May 05, 2018
Walks: 2, Arizona State, Apr 13, 2018; UC Irvine, Mar 14, 2021
Hit by pitch: 1, 8 times
Struck out: 3, 13 times
Sac flies: 1, 10 times
Sac bunts: 1, 13 times
At bats: 8 [t-1st], GCU, Feb 28, 2020
Stolen bases: 2 [t-4th], 4 times

#23 JOEY DIXON													
RHP/INF 6-1 167 R/R FR SOUTH JORDAN, UTAH / BINGHAM													
Year	era	w-l	app	gs	cg	sho	sv	ip	h	r	er	bb	so
2021	10.80	0-0	4	2	0	0/0	0	5.0	5	6	6	7	3
TOTAL	10.80	0-0	4	2	0	0/0	0	5.0	5	6	6	7	3

SINGLE-GAME HIGHS [all-time ranking]:
Innings pitched: 2.1, Santa Clara, Feb 27, 2021
Walks allowed: 4, Santa Clara, Feb 27, 2021
Strikeouts: 2, Santa Clara, Feb 27, 2021
Batters faced: 14, Santa Clara, Feb 27, 2021

#24 NICK BRUESER													
INF 6-3 212 R/L SR CHANDLER, ARIZ. / HAMILTON													
Year	avg	gp-gs	ab	r	h	2b	3b	hr	rbi	bb	so	sb-att	
2018	.205	31-9	44	9	9	2	0	0	2	3	14	1-1	
2019	.224	37-27	85	11	19	6	0	2	16	18	25	2-3	
2020	.235	13-12	51	5	12	4	0	0	7	1	17	2-2	
2021	.347	15-13	49	9	17	2	0	3	13	4	13	0-0	
TOTAL	.249	96-61	229	34	57	14	0	5	38	26	69	5-6	

SINGLE-GAME HIGHS [all-time ranking]:
Hits: 3, 4 times
Doubles: 2, Kansas State, Mar 07, 2020
Home runs: 1, 5 times
Total bases: 7, at Santa Clara, Feb 26, 2021
RBI: 4, at Santa Clara, Feb 26, 2021
Runs scored: 3, at Washington State, Mar 31, 2019
Walks: 3 [t-7th], at San Francisco, Apr 09, 2019
Hit by pitch: 1, 6 times
Struck out: 4 [t-1st], GCU, Feb 28, 2020
Sac flies: 1, 4 times
Sac bunts: 1, Gonzaga, Apr 22, 2019
At bats: 7 [t-9th], GCU, Feb 28, 2020
Stolen bases: 1, 5 times

#25 KODY HUFF													
C/INF 5-10 191 R/R SO SCOTTSDALE, ARIZ. / HORIZON													
Year	avg	gp-gs	ab	r	h	2b	3b	hr	rbi	bb	so	sb-att	
2020	.160	10-7	25	2	4	0	0	0	0	3	6	0-0	
2021	.263	15-15	57	9	15	3	0	1	9	7	12	1-1	
TOTAL	.232	25-22	82	11	19	3	0	1	9	10	18	1-1	

SINGLE-GAME HIGHS [all-time ranking]:
Hits: 2, 4 times
Doubles: 1, Santa Clara, Feb 25, 2021; at Santa Clara, Feb 26, 2021; UC Irvine, Mar 14, 2021
Home runs: 1, Santa Clara, Feb 27, 2021
Total bases: 4, Santa Clara, Feb 27, 2021
RBI: 3, Santa Clara, Feb 27, 2021
Runs scored: 3, at Santa Clara, Feb 26, 2021
Walks: 1, 10 times
Hit by pitch: 1, Cal State Fullerton, Feb 14, 2020; at Santa Clara, Feb 26, 2021; at San Francisco, Mar 07, 2021
Struck out: 2, Santa Clara, Feb 27, 2021; at San Francisco, Mar 07, 2021
At bats: 5, San Francisco, Mar 04, 2021; at San Francisco, Mar 06, 2021; at San Francisco, Mar 07, 2021
Stolen bases: 1, San Francisco, Mar 05, 2021

#26 QUINN MATHEWS													
LHP 6-4 185 L/L SO ALISO VIEJO, CALIF. / ALISO NIGUEL													
Year	era	w-l	app	gs	cg	sho	sv	ip	h	r	er	bb	so
2020	4.71	1-2	4	4	0	0/0	0	21.0	29	12	11	4	14
2021	2.45	2-0	4	4	0	0/1	0	25.2	15	7	7	8	27
TOTAL	3.47	3-2	8	8	0	0/1	0	46.2	44	19	18	12	41

SINGLE-GAME HIGHS [all-time ranking]:
Innings pitched: 8.0, UC Irvine, Mar 13, 2021
Walks allowed: 3, at Santa Clara, Feb 26, 2021
Strikeouts: 8, at Santa Clara, Feb 26, 2021
Batters faced: 29, Kansas State, Mar 07, 2020

#28 ALEX WILLIAMS

RHP | 6-3 | 210 | L/R | JR | CASTRO VALLEY, CALIF. / REDWOOD CHRISTIAN

Year	era	w-l	app	gs	cg	sho	sv	ip	h	r	er	bb	so
2019	2.56	8-1	14	10	1	0/1	0	63.1	53	23	18	8	43
2020	0.51	2-1	3	3	0	0/0	0	17.2	11	5	1	4	18
TOTAL	2.11	10-2	17	13	1	0/1	0	81.0	64	28	19	12	61

SINGLE-GAME HIGHS [all-time ranking]:

Innings pitched: 9.0 [t-5th], at Sacramento State, Jun 02, 2019

Walks allowed: 2, 4 times

Strikeouts: 10, vs Tennessee, Feb 23, 2020

Batters faced: 36, at Sacramento State, Jun 02, 2019

#29 COLE HINKELMAN

OF/INF | 6-4 | 213 | L/R | SO | SAMMAMISH, WASH. / SKYLINE

Year	avg	gp-gs	ab	r	h	2b	3b	hr	rbi	bb	so	sb-att
2020	.269	10-8	26	4	7	4	0	0	2	2	7	1-1
2021	.000	3-3	10	2	0	0	0	0	0	1	4	0-0
TOTAL	.194	13-11	36	6	7	4	0	0	2	3	11	1-1

SINGLE-GAME HIGHS [all-time ranking]:

Hits: 2, vs Tennessee, Feb 23, 2020

Doubles: 2, vs Tennessee, Feb 23, 2020

Total bases: 4, vs Tennessee, Feb 23, 2020

RBI: 2, at Santa Clara, Feb 18, 2020

Runs scored: 1, 6 times

Walks: 1, vs Houston, Feb 21, 2020; Santa Clara, Feb 25, 2021; GCU, Mar 01, 2020

Hit by pitch: 1, Santa Clara, Feb 25, 2021

Struck out: 3, San Francisco, Mar 04, 2021

At bats: 4, 4 times

Stolen bases: 1, GCU, Feb 28, 2020

#30 ZACH GRECH

RHP | 6-0 | 182 | R/R | 5TH | LAS VEGAS, NEV. / BISHOP GORMAN

Year	era	w-l	app	gs	cg	sho	sv	ip	h	r	er	bb	so
2017	9.00	0-0	3	0	0	0/0	0	3.0	4	4	3	3	1
2018	2.65	3-0	28	1	0	0/2	1	34.0	29	15	10	11	22
2019	3.68	2-0	32	0	0	0/1	1	44.0	47	20	18	7	28
2020	4.15	0-1	9	0	0	0/0	2	13.0	18	8	6	2	11
2021	0.00	2-0	9	0	0	0/0	7	16.0	7	2	0	0	17
TOTAL	3.03	7-1	81	1	0	0/3	11	110.0	105	49	37	23	79

SINGLE-GAME HIGHS [all-time ranking]:

Innings pitched: 3.1, GCU, Feb 28, 2020

Walks allowed: 3, Texas, Mar 02, 2017

Strikeouts: 5, GCU, Feb 28, 2020

Batters faced: 14, San Francisco, Mar 04, 2021

#31 CARTER GRAHAM

INF | 6-1 | 207 | R/R | FR | CALABASAS, CALIF. / CHAMINADE COLLEGE PREP

Year	avg	gp-gs	ab	r	h	2b	3b	hr	rbi	bb	so	sb-att
2021	.000	2-0	2	0	0	0	0	0	0	0	0	0-0
TOTAL	.000	2-0	2	0	0	0	0	0	0	0	0	0-0

SINGLE-GAME HIGHS [all-time ranking]:

At bats: 1, at Santa Clara, Feb 26, 2021; at Santa Clara, Feb 28, 2021

#33 BRETT BARRERA

INF | 6-2 | 215 | R/R | SO | HUNTINGTON BEACH, CALIF. / HUNTINGTON BEACH

Year	avg	gp-gs	ab	r	h	2b	3b	hr	rbi	bb	so	sb-att
2020	.150	7-6	20	4	3	1	0	0	3	3	4	0-0
2021	.192	8-8	26	3	5	1	0	2	3	2	5	0-0
TOTAL	.174	15-14	46	7	8	2	0	2	6	5	9	0-0

SINGLE-GAME HIGHS [all-time ranking]:

Hits: 2, Santa Clara, Feb 25, 2021; San Francisco, Mar 04, 2021

Doubles: 1, Santa Clara, Feb 27, 2021; Michigan, Mar 03, 2020

Home runs: 1, Santa Clara, Feb 25, 2021; San Francisco, Mar 04, 2021

Total bases: 5, Santa Clara, Feb 25, 2021; San Francisco, Mar 04, 2021

RBI: 2, Santa Clara, Feb 25, 2021

Runs scored: 2, GCU, Mar 01, 2020

Walks: 1, 5 times

Struck out: 2, Kansas State, Mar 07, 2020

Sac bunts: 1, Santa Clara, Feb 27, 2021

At bats: 4, 4 times

#34 RYAN BRUNO

LHP | 6-3 | 209 | L/L | FR | WELLINGTON, FLA. / AMERICAN HERITAGE SCHOOL

Year	era	w-l	app	gs	cg	sho	sv	ip	h	r	er	bb	so
2021	9.00	0-1	2	1	0	0/1	0	1.0	1	1	1	4	1
TOTAL	9.00	0-1	2	1	0	0/1	0	1.0	1	1	1	4	1

SINGLE-GAME HIGHS [all-time ranking]:

Innings pitched: 1.0, at Santa Clara, Feb 28, 2021

Walks allowed: 3, at Santa Clara, Feb 28, 2021

Strikeouts: 1, at Santa Clara, Feb 28, 2021

Batters faced: 7, at Santa Clara, Feb 28, 2021

#36 JONATHAN WORLEY

RHP | 6-4 | 195 | R/R | RS SR | SAN DIEGO, CALIF. / HIGH TECH HIGH

Year	era	w-l	app	gs	cg	sho	sv	ip	h	r	er	bb	so
2020	3.00	0-0	3	0	0	0/0	0	3.0	3	1	1	2	1
2021	9.45	1-0	4	0	0	0/0	0	6.2	8	7	7	6	9
TOTAL	7.45	1-0	7	0	0	0/0	0	9.2	11	8	8	8	10

SINGLE-GAME HIGHS [all-time ranking]:

Innings pitched: 4.0, at San Francisco, Mar 07, 2021

Walks allowed: 2, at San Francisco, Mar 07, 2021; UC Irvine, Mar 13, 2021

Strikeouts: 8, at San Francisco, Mar 07, 2021

Batters faced: 18, at San Francisco, Mar 07, 2021

#37 TOMMY O'ROURKE

RHP | 6-1 | 199 | R/R | FR | MORRISTOWN, N.J. / SETON HALL PREP

Year	era	w-l	app	gs	cg	sho	sv	ip	h	r	er	bb	so
2021	6.75	0-0	3	0	0	0/0	0	2.2	2	2	2	2	2
TOTAL	6.75	0-0	3	0	0	0/0	0	2.2	2	2	2	2	2

SINGLE-GAME HIGHS [all-time ranking]:

Innings pitched: 1.0, UC Irvine, Mar 13, 2021

Walks allowed: 1, UC Irvine, Mar 14, 2021

Strikeouts: 1, UC Irvine, Mar 13, 2021

Batters faced: 3, UC Irvine, Mar 13, 2021; UC Irvine, Mar 14, 2021

#38 NATHAN FLEISCHLI

RHP | 6-5 | 213 | R/R | SO | ATHERTON, CALIF. / SACRED HEART PREP

Year	era	w-l	app	gs	cg	sho	sv	ip	h	r	er	bb	so
2020	1.29	0-0	8	2	0	0/0	0	14.0	9	4	2	6	8
2021	9.82	0-0	4	0	0	0/0	0	3.2	1	4	4	3	2
TOTAL	3.06	0-0	12	2	0	0/0	0	17.2	10	8	6	9	10

SINGLE-GAME HIGHS [all-time ranking]:

Innings pitched: 3.0, Cal State Fullerton, Feb 15, 2020; GCU, Feb 28, 2020

Walks allowed: 2, 4 times

Strikeouts: 2, vs Tennessee, Feb 23, 2020; GCU, Feb 28, 2020

Batters faced: 13, Cal State Fullerton, Feb 15, 2020

#39 JACOB PALISCH

LHP | 6-4 | 215 | L/L | SR | RICHARDSON, TEXAS / JESUIT COLLEGE PREP

Year	era	w-l	app	gs	cg	sho	sv	ip	h	r	er	bb	so
2018	1.72	4-1	26	0	0	0/4	4	47.0	33	11	9	12	36
2019	4.79	5-2	26	7	0	0/0	0	56.1	67	33	30	21	48
TOTAL	3.40	9-3	52	7	0	0/4	4	103.1	100	44	39	33	84

SINGLE-GAME HIGHS [all-time ranking]:

Innings pitched: 6.0, Texas, Mar 08, 2019

Walks allowed: 3, at Oregon State, May 13, 2018

Strikeouts: 7, vs Wichita State, Feb 16, 2019; Rice, Feb 25, 2018

Batters faced: 24, UNLV, Feb 23, 2019

#40 NICOLAS LOPEZ

LHP | 6-4 | 200 | R/L | JR | REDWOOD CITY, CALIF. / JUNIPERO SERRA

Year	era	w-l	app	gs	cg	sho	sv	ip	h	r	er	bb	so
2019	15.00	1-0	3	0	0	0/0	0	3.0	4	5	5	3	4
2020	6.75	0-0	6	0	0	0/0	0	6.2	6	5	5	8	7
TOTAL	9.31	1-0	9	0	0	0/0	0	9.2	10	10	10	11	11

SINGLE-GAME HIGHS [all-time ranking]:

Innings pitched: 2.0, Kansas State, Mar 07, 2020

Walks allowed: 3, Michigan, Mar 03, 2020; Kansas State, Mar 07, 2020

Strikeouts: 3, Kansas State, Mar 07, 2020

Batters faced: 13, Kansas State, Mar 07, 2020

#41 MATT SWARTZ

LHP | 6-4 | 247 | L/L | SO | HUNTINGTON BEACH, CALIF. / EDISON

#42 AUSTIN WEIERMILLER

LHP | 5-10 | 170 | L/L | SR | MILTON, GA. / CAMBRIDGE

Year	era	w-l	app	gs	cg	sho	sv	ip	h	r	er	bb	so
2018	3.29	5-1	23	2	0	0/2	0	38.1	31	16	14	15	27
2019	2.45	6-0	25	0	0	0/2	2	33.0	25	11	9	17	41
2020	9.00	0-0	2	0	0	0/0	0	1.0	1	1	1	1	1
2021	4.35	1-0	7	0	0	0/1	0	10.1	11	8	5	2	13
TOTAL	3.16	12-1	57	2	0	0/5	2	82.2	68	36	29	35	82

SINGLE-GAME HIGHS [all-time ranking]:

Innings pitched: 4.2, at Washington, May 24, 2018

Walks allowed: 3, Pacific, Apr 24, 2018

Strikeouts: 5, UNLV, Feb 23, 2019

Batters faced: 18, at Washington, May 24, 2018

#43 BRANDT PANCER

RHP | 6-0 | 190 | R/R | FR | SUWANEE, GA. / NORTH GWINETT

Year	era	w-l	app	gs	cg	sho	sv	ip	h	r	er	bb	so
2021	1.69	3-1	7	1	0	0/1	0	16.0	14	3	3	4	13
TOTAL	1.69	3-1	7	1	0	0/1	0	16.0	14	3	3	4	13

SINGLE-GAME HIGHS [all-time ranking]:

Innings pitched: 6.0, UC Irvine, Mar 14, 2021

Walks allowed: 2, at Santa Clara, Feb 26, 2021

Strikeouts: 4, Utah, Mar 21, 2021

Batters faced: 21, UC Irvine, Mar 14, 2021

#44 CHRISTIAN ROBINSON

OF | 6-2 | 211 | L/L | SR | MELBOURNE, FLA. / VIERA

Year	avg	gp-gs	ab	r	h	2b	3b	hr	rbi	bb	so	sb-att
2018	.250	34-23	88	14	22	9	2	0	17	8	30	1-2
2019	.287	49-26	108	16	31	9	0	0	15	15	24	8-11
2020	.167	13-8	36	1	6	2	0	0	3	1	13	1-1
2021	.321	15-15	56	9	18	3	0	2	15	7	10	5-5
TOTAL	.267	111-72	288	40	77	23	2	2	50	31	77	15-19

SINGLE-GAME HIGHS [all-time ranking]:
Hits: 4, at San Francisco, Mar 06, 2021; Santa Clara, May 07, 2019
Doubles: 2, at Utah, May 05, 2018
Triples: 1 [1-6th], at Arizona, Apr 20, 2018; California, Apr 27, 2018
Home runs: 1, Santa Clara, Feb 25, 2021; at San Francisco, Mar 06, 2021
Total bases: 8, at San Francisco, Mar 06, 2021
RBI: 4, Santa Clara, Feb 25, 2021; at Fresno State, Jun 03, 2019
Runs scored: 2, 10 times
Walks: 2, Arizona State, Apr 14, 2018; at GCU, Feb 18, 2019
Hit by pitch: 1, Fresno State, Jun 02, 2019; at Fresno State, Jun 03, 2019; Oregon State, May 17, 2019
Struck out: 3, at Arizona, Apr 21, 2018; Pacific, Apr 24, 2018; UC Irvine, Mar 12, 2021
Sac flies: 1, 4 times
At bats: 6, at San Francisco, Mar 07, 2021
Stolen bases: 1, 15 times

#45 MAX MEIER

RHP | 6-1 | 204 | L/R | SO | BELMONT, MASS. / LAWRENCE ACADEMY

Year	era	w-l	app	gs	cg	sho	sv	ip	h	r	er	bb	so
2020	3.07	1-2	6	4	0	0/0	0	14.2	12	6	5	8	11
2021	15.88	0-0	4	0	0	0/0	0	5.2	15	10	10	5	7
TOTAL	6.64	1-2	10	4	0	0/0	0	20.1	27	16	15	13	18

SINGLE-GAME HIGHS [all-time ranking]:
Innings pitched: 5.0, Kansas State, Mar 07, 2020
Walks allowed: 3, at Santa Clara, Feb 18, 2020
Strikeouts: 4, Kansas State, Mar 07, 2020
Batters faced: 20, Kansas State, Mar 07, 2020

#46 JADEN BRUNO

RHP | 6-3 | 207 | R/R | FR | WELLINGTON, FLA. / AMERICAN HERITAGE SCHOOL

#49 DREW DOWD

LHP | 6-2 | 195 | L/L | FR | BELMONT, CALIF. / JUNIPERO SERRA

Year	era	w-l	app	gs	cg	sho	sv	ip	h	r	er	bb	so
2021	8.76	0-1	4	3	0	0/0	0	12.1	16	12	12	8	11
TOTAL	8.76	0-1	4	3	0	0/0	0	12.1	16	12	12	8	11

SINGLE-GAME HIGHS [all-time ranking]:
Innings pitched: 5.0, UC Irvine, Mar 13, 2021
Walks allowed: 4, at San Francisco, Mar 07, 2021
Strikeouts: 7, UC Irvine, Mar 13, 2021
Batters faced: 21, UC Irvine, Mar 13, 2021

THE LAST TIME A CARDINAL HITTER HAD...

4+ Hits	4, Vincent Martinez at San Francisco (3/7/21)
5+ Hits	5, Beau Branton at Oregon State (5/13/18)
6+ Hits	6, Lonnie Kauppila at Washington State (4/2/11)
7+ Hits	None Since 2001
5+ RBIs	5, Brock Jones at San Francisco (3/6/21)
6+ RBIs	6, Brandon Wulff vs. USC (3/25/18)
7+ RBIs	7, Quinn Brodey at Rice (3/9/17)
8+ RBIs	None Since 2001
9+ RBIs	None Since 2001
10+ RBIs	None Since 2001

4+ Runs	4, Andrew Daschbach vs. Cal Poly (5/14/19)
5+ Runs	5, Austin Wilson at California (4/9/12)
6+ Runs	6, Carlos Quentin at Santa Clara (4/8/03)

3+ Doubles	3, Daniel Bakst vs. Washington (5/21/17)
4+ Doubles	None Since 2001

2+ Triples	2, Andrew Daschbach vs. Oregon State (5/17/19)
3+ Triples	3, Jed Lowrie at California (2/27/04)

2+ Home Runs	2, Brock Jones at San Francisco (3/7/21)
3+ Home Runs	4, Andrew Daschbach vs. Cal Poly (5/14/19)
4+ Home Runs	4, Andrew Daschbach vs. Cal Poly (5/14/19)

9+ Total Bases	9, Brock Jones at San Francisco (3/7/21)
10+ Total Bases	16, Andrew Daschbach vs. Cal Poly (5/14/19)
11+ Total Bases	16, Andrew Daschbach vs. Cal Poly (5/14/19)
12+ Total Bases	16, Andrew Daschbach vs. Cal Poly (5/14/19)
15+ Total Bases	16, Andrew Daschbach vs. Cal Poly (5/14/19)

7+ At Bats	7, Vincent Martinez at San Francisco (3/7/21)
8+ At Bats	8, Tim Tawa vs. GCU (2/28/20)

A Leadoff Home Run	Tommy Troy at San Francisco (3/7/21)
2 Home Runs in an Inning	Michael Taylor (4th) at USC (5/26/07)
A Grand Slam	Christian Robinson vs. Santa Clara (2/25/21)
An Inside-the-Park Grand Slam	Sean Ratliff at Arizona State (4/6/07)
A Pinch-Hit Home Run	Christian Molfetta at California (5/11/19)
An Inside-the-Park Home Run	Quinn Brodey vs. San Jose State (5/2/17)

A Walk-Off Home Run	Tim Tawa (3R, 89) 3-2 vs. Michigan (3/3/18)
Home Runs in Consecutive AB	2, Maverick Handley vs. Fresno State (6/3/19)

Home Runs in 3+ Consecutive AB	4, Andrew Daschbach vs. Cal Poly (5/14/19)
Home Runs in Consecutive Games	3, Vincent Martinez at San Francisco (3/7/21), vs. UC Irvine (3/12/21) & vs. UC Irvine (3/13/21)
Home Runs in 3+ Consecutive Games	3, Vincent Martinez at San Francisco (3/7/21), vs. UC Irvine (3/12/21) & vs. UC Irvine (3/13/21)

3+ Walks	6, Carson Greene vs. GCU (2/28/20)
4+ Walks	6, Carson Greene vs. GCU (2/28/20)
5+ Walks	6, Carson Greene vs. GCU (2/28/20)
6+ Walks	6, Carson Greene vs. GCU (2/28/20)

2+ Hit-by-Pitch	2, Andrew Daschbach at USC (5/3/19)
3+ Hit-by-Pitch	3, Toby Gerhart vs. UC Davis (5/22/07)
4+ Hit-by-Pitch	5, Carlos Quentin at Florida State (2/9/02)

3+ Stolen Bases	3, Kyle Stowers at Santa Clara (4/30/19)
4+ Stolen Bases	None Since 2001

2+ Hits in an Inning	2, Nick Brueser & Nick Bellafronto (3rd) at Washington State (3/31/19)
A Walk-Off Hit	Christian Robinson (RBI-1B) 7-6 (10) vs. San Francisco (3/4/21)

THE LAST TIME A CARDINAL PITCHER HAD...

A Complete Game (9+ IP)	Alex Williams (9 IP) vs. Sac State (6/2/19)
A Complete Game (7+ IP)	Alex Williams (9 IP) vs. Sac State (6/2/19)
A Shutout (9+ IP)	5-0, John Hochstatter (9 IP) at UCLA (5/3/14)
A Shutout (7+ IP)	5-0, John Hochstatter (9 IP) at UCLA (5/3/14)

A No-Hitter (5+ IP)	Chad Hutchinson (5 IP - Rain) at Fresno State (2/1/98)
A No-Hitter (9 IP)	Jason Middlebrook vs. UCLA (5/8/94; GM 2)

10+ Strikeouts	11, Brendan Beck vs. Utah (3/19/21)
11+ Strikeouts	11, Brendan Beck vs. Utah (3/19/21)
12+ Strikeouts	12, Erik Miller vs. Fresno State (6/2/19)
13+ Strikeouts	13, Mark Appel at Arizona State (5/3/13)
14+ Strikeouts	15, Mark Appel vs. UNLV (3/8/13)
15+ Strikeouts	15, Mark Appel vs. UNLV (3/8/13)
16+ Strikeouts	16, Jason Young vs. Arizona State (3/5/99)

>9 Innings Pitched	11, Greg Reynolds vs. Baylor (6/6/05)
10+ Innings Pitched	11, Greg Reynolds vs. Baylor (6/6/05)

11+ Innings Pitched	11, Greg Reynolds vs. Baylor (6/6/05)
12+ Innings Pitched	13, Jeremy Guthrie vs. Cal State Fullerton (5/31/02)

THE LAST TIME THE CARDINAL OFFENSE HAD...

20+ Hits	20 at San Francisco (3/7/21)
21+ Hits	24 at Oregon (4/19/19)
22+ Hits	24 at Oregon (4/19/19)
23+ Hits	24 at Oregon (4/19/19)
24+ Hits	24 at Oregon (4/19/19)
25+ Hits	28 at Utah (5/5/18)

15+ Runs	15 at San Francisco (3/7/21)
16+ Runs	20 at Oregon (4/19/19)
17+ Runs	20 at Oregon (4/19/19)
18+ Runs	20 at Oregon (4/19/19)
19+ Runs	20 at Oregon (4/19/19)
20+ Runs	20 at Oregon (4/19/19)
25+ Runs	25 at Utah (5/5/18)
26+ Runs	26 vs. USC (4/26/08)
27+ Runs	27 at Arizona (3/27/94)

10+ Runs in Inning	10, 4th Inning at Utah (5/5/18)
--------------------	---------------------------------

6+ Doubles	6 vs. San Jose State (4/23/19)
7+ Doubles	7 at Washington State (3/31/19)
8+ Doubles	8 at Utah (5/5/18)

2+ Triples	2 vs. Oregon State (5/17/19)
3+ Triples	3 at California (3/4/07)
4+ Triples	None Since 2001

2+ Home Runs in Inning	2, Vincent Martinez & Drew Bowser (7th) vs. UC Irvine (3/13/21)
3+ Home Runs in Inning	3, Ryan Garko, Jason Cooper & Carlos Quentin (7T) at California (3/8/02)

Back-to-Back Home Runs	Will Matthiessen & Andrew Daschbach (B7) vs. Sacramento State (5/31/19)
3+ Consecutive Home Runs	None Since 2001

4+ Home Runs in a Game	4 at San Francisco (3/7/21)
5+ Home Runs in a Game	5 at California (5/10/19)
6+ Home Runs in a Game	7 at Arizona (5/16/04)
7+ Home Runs in a Game	7 at Arizona (5/16/04)
8+ Home Runs in a Game	8 vs. Washington State (5/2/04)

10+ Walks	11 at San Francisco (3/7/21)
11+ Walks	11 at San Francisco (3/7/21)
12+ Walks	12 at San Francisco (4/9/19)
13+ Walks	13 at Cal Poly (1/21/01)
14+ Walks	None Since 2001
15+ Walks	None Since 2001

5+ Hit Batters	5 vs. USC (3/25/18)
6+ Hit Batters	6 vs. San Jose State (4/23/13)

5+ Stolen Bases	5 vs. San Francisco (5/1/18)
6+ Stolen Bases	6 at Arizona State (3/23/03)
7+ Stolen Bases	7 vs. California (3/7/03)

THE LAST TIME THE CARDINAL PITCHING STAFF HAD...

15+ Strikeouts	18 vs. GCU (2/28/20)
16+ Strikeouts	18 vs. GCU (2/28/20)
17+ Strikeouts	18 vs. GCU (2/28/20)
18+ Strikeouts	18 vs. GCU (2/28/20)
19+ Strikeouts	None Since 2001
20+ Strikeouts	None Since 2001

9+ Walks	10 at San Francisco (3/7/21)
10+ Walks	10 at San Francisco (3/7/21)
11+ Walks	11 at Oregon (5/1/15)
12+ Walks	12 at Cal State Fullerton (2/22/15)
13+ Walks	13 vs. Rice (2/20/10)
14+ Walks	None Since 2001
15+ Walks	None Since 2001

5+ Hit Batters	6 vs. USC (4/3/16)
6+ Hit Batters	6 vs. USC (4/3/16)

A Shutout (9+ IP)	Quinn Mathews (5 IP), Ryan Bruno (0 IP) Austin Weiermiller (2 IP) & Brandt Pancer (2 IP) 8-0 at Santa Clara (2/26/21)
A Shutout (7+ IP)	Quinn Mathews (5 IP), Ryan Bruno (0 IP) Austin Weiermiller (2 IP) & Brandt Pancer (2 IP) 8-0 at Santa Clara (2/26/21)

A No-Hitter (5+ IP)	Chad Hutchinson (5 IP - Rain) at Fresno State (2/1/98)
A No-Hitter (9 IP)	Jason Middlebrook vs. UCLA (5/8/94; GM 2)
A One-Hitter	Erik Miller & Carson Rudd (7 IP) vs. Texas (3/10/19)
A Two-Hitter	Quinn Mathews, Ryan Bruno Austin Weiermiller & Brandt Pancer at Santa Clara (2/26/21)

THE LAST TIME THE CARDINAL...

Won 1-0	at Texas (2/25/16)
Lost 1-0	at #8 Cal State Fullerton (2/16/17)

Had a Walk-Off Win	7-6 (10) vs. San Francisco (3/4/21)
Had a Walk-Off Loss	6-5 at Arizona State (5/23/19)

Turned 3+ Double Plays	3 at San Francisco (3/6/21)
Turned 4+ Double Plays	5 vs. USC (4/3/16)
Turned 5+ Double Plays	5 vs. USC (4/3/16)
Turned 6+ Double Plays	6 at Texas (3/9/08)
Turned a Triple Play	4-6-3, 1st Inning at Oregon State (5/11/13)

Played 12+ Innings	18 vs. GCU (2/28/20)
Played 13+ Innings	18 vs. GCU (2/28/20)
Played 14+ Innings	18 vs. GCU (2/28/20)
Played 15+ Innings	18 vs. GCU (2/28/20)
Played 16+ Innings	18 vs. GCU (2/28/20)
Played 17+ Innings	18 vs. GCU (2/28/20)
Played 18+ Innings	18 vs. GCU (2/28/20)

Won Both Games of a Doubleheader	4-3 & 8-1 at #24 Cal State Fullerton (3/1/19)
Lost Both Games of a Doubleheader	9-7 & 11-10 vs. Oregon State (4/9/05)

Won in Extra Innings	7-6 (10) vs. San Francisco (3/4/21)
Lost in Extra Innings	5-3 (18) vs. GCU (2/28/20)

Won a One-Run Game	3-2 vs. San Francisco (3/5/21)
Lost a One-Run Game	3-2 at Santa Clara (2/18/20)

Shut Out Opponent at Home	11-0 vs. Sacramento State (5/31/19)
Shut Out Opponent on the Road/Neutral	8-0 at Santa Clara (2/26/21)
Had Back-to-Back Shutouts	18-0 vs. USC (3/25/18) & 3-0 vs. San Diego (3/27/18)

Was Shut Out at Home	4-0 vs. #12 Texas (3/7/19)
Was Shut Out on the Road/Neutral	13-0 at Santa Clara (2/28/21)
Was Shut Out in Back-to-Back Games	1-0 (10) vs. Santa Clara (5/5/15) & 1-0 at USC (5/8/15)

Beat a Ranked Opponent	5-4 vs. #16 Michigan (3/3/20)
Beat a Ranked Opponent on the Road	8-1 at #24 Cal State Fullerton (3/1/19)

Beat a Top-10 Opponent	3-2 vs. #1 UCLA (4/5/19)
Beat a Top-10 Opponent on the Road	9-6 (10) at #3 Oregon State (5/13/18)

Beat a Top-5 Opponent	3-2 vs. #1 UCLA (4/5/19)
Beat a Top-5 Opponent on the Road	9-6 (10) at #3 Oregon State (5/13/18)

Won a Series Over a Ranked Opponent	3-1 vs. #12 Texas (3/7 - 3/10/19)
Won a Series Over a Ranked Opponent on the Road	2-1 at #24 Cal State Fullerton (3/1 - 3/3/19)

Won a Series Over a Top-10 Opponent	2-1 vs. #8 UCLA (5/24 - 5/26/13)
Won a Series Over a Top-10 Opponent on the Road	2-1 at #8 Arizona State (5/3 - 5/5/13)

Won a Series Over a Top-5 Opponent	2-1 vs. #4 Rice (3/9 - 3/11/12)
Swept a Series (3+ Games)	4-0 vs. San Francisco (3/4 - 3/7/21)

Swept Back-to-Back Series (3+ Games)	3-0 vs. Washington (4/12 - 4/14/19) & 3-0 at Oregon (4/18 - 4/20/19)
Was Swept in a Series (3+ Games)	3-0 vs. #1 Oregon State (3/31 - 4/2/17)

Was Swept in Back-to-Back Series (3+ Games)	3-0 at #6 Arizona State (3/27 - 3/29/15)
Was Swept in 3+ Consecutive Series (3+ Games)	3-0 vs. Washington (4/2 - 4/4/15)

Was Swept in 3+ Consecutive Series (3+ Games)	3-0 vs. Arizona (3/20 - 3/22/15)
	3-0 at #6 Arizona State (3/27 - 3/29/15)
	3-0 vs. Washington (4/2 - 4/4/15)

ALPHABETICAL ROSTER

#	NAME	POSITION	B/T	CLASS
33	Brett Barrera	INF	R/R	SO
20	Brendan Beck	RHP	R/R	SR
2	Drew Bowser	INF	R/R	FR
24	Nick Brueser	INF	R/L	SR
34	Ryan Bruno	LHP	L/L	FR
46	Jaden Bruno	RHP	R/R	FR
15	Grant Burton	OF	R/L	JR
1	Owen Cobb	INF	R/R	SO
10	Adam Crampton	INF	R/R	SO
23	Joey Dixon	RHP/INF	R/R	FR
49	Drew Dowd	LHP	L/L	FR
38	Nathan Fleischli	RHP	R/R	SO
19	Henry Gargus	INF/OF	L/L	SO
31	Carter Graham	INF	R/R	FR
30	Zach Grech	RHP	R/R	5th
4	Carson Greene	INF	L/R	SO
29	Cole Hinkelman	OF/INF	L/R	SO
25	Kody Huff	C/INF	R/R	SO
18	Cody Jensen	RHP	R/R	JR
7	Brock Jones	OF	L/L	SO
5	Austin Kretzschmar	INF	R/R	JR
40	Nicolas Lopez	LHP	R/L	JR
16	Vincent Martinez	C	R/R	JR
26	Quinn Mathews	LHP	L/L	SO
45	Max Meier	RHP	L/R	SO
13	Justin Moore	RHP	R/R	RS SO
37	Tommy O'Rourke	RHP	R/R	FR
39	Jacob Palisch	LHP	L/L	SR
43	Brandt Pancer	RHP	R/R	FR
14	Eddie Park	OF	L/L	FR
11	Alberto Rios	C	R/R	FR
44	Christian Robinson	OF	L/L	SR
6	Zach Sehgal	INF	R/R	RS JR
41	Matt Swartz	LHP	L/L	SO
21	Tim Tawa	INF/OF	R/R	SR
12	Tommy Troy	INF/OF	R/R	FR
42	Austin Weiermiller	LHP	L/L	SR
28	Alex Williams	RHP	L/R	JR
36	Jonathan Worley	RHP	R/R	RS SR

COACHING STAFF

8	David Esquer	Clark & Elizabeth Nelson Director of Baseball	
		Stanford '87	4th Year
17	Thomas Eager	Assistant Coach	4th Year
		Pitching Coach	
22	Tommy Nicholson	Assistant Coach	4th Year
		Third Base Coach	
3	Steve Rodriguez	Vol. Assistant Coach	2nd Year
		First Base Coach	

SUPPORT STAFF

Director of Operations	Jeanette Morganti
Video Coordinator	Sky Valenzuela
Sports Performance	Lucas Miller
Sports Medicine	John Ursone
Academic Services	Nick Combo
Equipment	Justin Mathis

ROSTER BY CLASS

Freshmen	Sophomores
2 Drew Bowser	1 Owen Cobb
11 Alberto Rios	4 Carson Greene
12 Tommy Troy	7 Brock Jones
14 Eddie Park	10 Adam Crampton
23 Joey Dixon	13 Justin Moore
31 Carter Graham	19 Henry Gargus
34 Ryan Bruno	25 Kody Huff
37 Tommy O'Rourke	26 Quinn Mathews
43 Brandt Pancer	29 Cole Hinkelman
46 Jaden Bruno	33 Brett Barrera
49 Drew Dowd	38 Nathan Fleischli
	41 Matt Swartz
	45 Max Meier
Juniors	Seniors
5 Austin Kretzschmar	20 Brendan Beck
6 Zach Sehgal	21 Tim Tawa
15 Grant Burton	24 Nick Brueser
16 Vincent Martinez	30 Zach Grech
18 Cody Jensen	36 Jonathan Worley
28 Alex Williams	39 Jacob Palisch
40 Nicolas Lopez	42 Austin Weiermiller
	44 Christian Robinson

2021 STANFORD NUMERICAL ROSTER

#	NAME	POSITION	HEIGHT	WEIGHT	B/T	CLASS	HOMETOWN / LAST SCHOOL
1	Owen Cobb	INF	6-1	183	R/R	SO	Seattle, Wash. / Seattle Academy
2	Drew Bowser	INF	6-4	212	R/R	FR	Los Angeles, Calif. / Harvard-Westlake
4	Carson Greene	INF	5-11	183	L/R	SO	San Diego, Calif. / The Taft School
5	Austin Kretzschmar	INF	6-0	201	R/R	JR	La Mesa, Calif. / Helix Charter
6	Zach Sehgal	INF	6-2	209	R/R	RS JR	La Jolla, Calif. / La Jolla
7	Brock Jones	OF	6-0	203	L/L	SO	Fresno, Calif. / Buchanan
10	Adam Crampton	INF	6-0	178	R/R	SO	Oakland, Calif. / Oakland Tech
11	Alberto Rios	C	5-10	191	R/R	FR	Bellflower, Calif. / St. John Bosco
12	Tommy Troy	INF/OF	5-10	185	R/R	FR	Los Gatos, Calif. / Los Gatos
13	Justin Moore	RHP	6-5	238	R/R	RS SO	Austin, Texas / Vandegrift
14	Eddie Park	OF	6-1	185	L/L	FR	San Jose, Calif. / Valley Christian
15	Grant Burton	OF	6-1	212	R/L	JR	Dana Point, Calif. / Mater Dei
16	Vincent Martinez	C	6-2	245	R/R	JR	San Marcos, Calif. / San Marcos
18	Cody Jensen	RHP	6-3	189	R/R	JR	Roseville, Calif. / Jesuit
19	Henry Gargus	INF/OF	6-0	211	L/L	SO	Yakima, Wash. / Davis
20	Brendan Beck	RHP	6-2	205	R/R	SR	Corona, Calif. / Corona
21	Tim Tawa	INF/OF	6-0	196	R/R	SR	West Linn, Ore. / West Linn
23	Joey Dixon	RHP/INF	6-1	167	R/R	FR	South Jordan, Utah / Bingham
24	Nick Brueser	INF	6-3	212	R/L	SR	Chandler, Ariz. / Hamilton
25	Kody Huff	C/INF	5-10	191	R/R	SO	Scottsdale, Ariz. / Horizon
26	Quinn Mathews	LHP	6-4	185	L/L	SO	Aliso Viejo, Calif. / Aliso Niguel
28	Alex Williams	RHP	6-3	210	L/R	JR	Castro Valley, Calif. / Redwood Christian
29	Cole Hinkelman	OF/INF	6-4	213	L/R	SO	Sammamish, Wash. / Skyline
30	Zach Grech	RHP	6-0	182	R/R	5th	Las Vegas, Nev. / Bishop Gorman
31	Carter Graham	INF	6-1	207	R/R	FR	Calabasas, Calif. / Chaminade College Prep
33	Brett Barrera	INF	6-2	215	R/R	SO	Huntington Beach, Calif. / Huntington Beach
34	Ryan Bruno	LHP	6-3	209	L/L	FR	Wellington, Fla. / American Heritage School
36	Jonathan Worley	RHP	6-4	195	R/R	RS SR	San Diego, Calif. / High Tech High
37	Tommy O'Rourke	RHP	6-1	199	R/R	FR	Morristown, N.J. / Seton Hall Prep
38	Nathan Fleischli	RHP	6-5	213	R/R	SO	Atherton, Calif. / Sacred Heart Prep
39	Jacob Palisch	LHP	6-4	215	L/L	SR	Richardson, Texas / Jesuit College Prep
40	Nicolas Lopez	LHP	6-4	200	R/L	JR	Redwood City, Calif. / Junipero Serra
41	Matt Swartz	LHP	6-4	247	L/L	SO	Huntington Beach, Calif. / Edison
42	Austin Weiermiller	LHP	5-10	170	L/L	SR	Milton, Ga. / Cambridge
43	Brandt Pancer	RHP	6-0	190	R/R	FR	Suwanee, Ga. / North Gwinett
44	Christian Robinson	OF	6-2	211	L/L	SR	Melbourne, Fla. / Viera
45	Max Meier	RHP	6-1	204	L/R	SO	Belmont, Mass. / Lawrence Academy
46	Jaden Bruno	RHP	6-3	207	R/R	FR	Wellington, Fla. / American Heritage School
49	Drew Dowd	LHP	6-2	195	L/L	FR	Belmont, Calif. / Junipero Serra

PRONUNCIATIONS

Nick Brueser	BREW-SER	Max Meier	MYER
David Esquer	ESS-KERR	Jacob Palisch	LIKE NAIL POLISH
Nathan Fleischli	FLY-SHLEE	Zach Sehgal	SEH-GAWL
Zach Grech	GRETCH	Austin Weiermiller	WIRER-MILLER
Cole Hinkelman	HIN-KULL-MEN	Jonathan Worley	WURR-LEE
Austin Kretzschmar	KRETCH-MAR		

CATCHERS

11	Alberto Rios	FR	R/R
16	Vincent Martinez	JR	R/R
25	Kody Huff *	SO	R/R

LEFT-HANDED PITCHERS

26	Quinn Mathews	SO	L/L
34	Ryan Bruno	FR	L/L
39	Jacob Palisch	SR	L/L
40	Nicolas Lopez	JR	R/L
41	Matt Swartz	SO	L/L
42	Austin Weiermiller	SR	L/L
49	Drew Dowd	FR	L/L

RIGHT-HANDED PITCHERS

13	Justin Moore	RS SO	R/R
18	Cody Jensen	JR	R/R
20	Brendan Beck	SR	R/R
23	Joey Dixon *	FR	R/R
28	Alex Williams	JR	L/R
30	Zach Grech	5th	R/R
36	Jonathan Worley	RS SR	R/R
37	Tommy O'Rourke	FR	R/R
38	Nathan Fleischli	SO	R/R
43	Brandt Pancer	FR	R/R
45	Max Meier	SO	L/R
46	Jaden Bruno	FR	R/R

INFIELDERS

1	Owen Cobb	SO	R/R
2	Drew Bowser	FR	R/R
4	Carson Greene	SO	L/R
5	Austin Kretzschmar	JR	R/R
6	Zach Sehgal	RS JR	R/R
10	Adam Crampton	SO	R/R
12	Tommy Troy *	FR	R/R
19	Henry Gargus *	SO	L/L
21	Tim Tawa *	SR	R/R
23	Joey Dixon *	FR	R/R
24	Nick Brueser	SR	R/L
25	Kody Huff *	SO	R/R
29	Cole Hinkelman *	SO	L/R
31	Carter Graham	FR	R/R
33	Brett Barrera	SO	R/R

OUTFIELDERS

7	Brock Jones	SO	L/L
12	Tommy Troy *	FR	R/R
14	Eddie Park	FR	L/L
15	Grant Burton	JR	R/L
19	Henry Gargus *	SO	L/L
21	Tim Tawa *	SR	R/R
29	Cole Hinkelman *	SO	L/R
44	Christian Robinson	SR	L/L

* - Listed at Multiple Positions



1

OWEN COBB
SO | INF | 6-1 | 183 | R/R
SEATTLE, WASH.



2

DREW BOWSER
FR | INF | 6-4 | 212 | R/R
LOS ANGELES, CALIF.



4

CARSON GREENE
SO | INF | 5-11 | 183 | L/R
SAN DIEGO, CALIF.



5

AUSTIN KRETZSCHMAR
JR | INF | 6-0 | 201 | R/R
LA MESA, CALIF.



6

ZACH SEHGAL
RS JR | INF | 6-2 | 209 | R/R
LA JOLLA, CALIF.



7

BROCK JONES
SO | OF | 6-0 | 203 | L/L
FRESNO, CALIF.



10

ADAM CRAMPTON
SO | INF | 6-0 | 178 | R/R
OAKLAND, CALIF.



11

ALBERTO RIOS
FR | C | 5-10 | 191 | R/R
BELLFLOWER, CALIF.



12

TOMMY TROY
FR | INF/OF | 5-10 | 185 | R/R
LOS GATOS, CALIF.



13

JUSTIN MOORE
RS SO | RHP | 6-5 | 238 | R/R
AUSTIN, TEXAS



14

EDDIE PARK
FR | OF | 6-1 | 185 | L/L
SAN JOSE, CALIF.



15

GRANT BURTON
JR | OF | 6-1 | 212 | R/L
DANA POINT, CALIF.



16

VINCENT MARTINEZ
JR | C | 6-2 | 245 | R/R
SAN MARCOS, CALIF.



18

CODY JENSEN
JR | RHP | 6-3 | 189 | R/R
ROSEVILLE, CALIF.



19

HENRY GARGUS
SO | INF/OF | 6-0 | 211 | L/L
YAKIMA, WASH.



20

BRENDAN BECK
SR | RHP | 6-2 | 205 | R/R
CORONA, CALIF.



21

TIM TAWA
SR | INF/OF | 6-0 | 196 | R/R
WEST LINN, ORE.



23

JOEY DIXON
FR | RHP/INF | 6-1 | 167 | R/R
SOUTH JORDAN, UTAH



24

NICK BRUESER
SR | INF | 6-3 | 212 | R/L
CHANDLER, ARIZ.



25

KODY HUFF
SO | C/INF | 5-10 | 191 | R/R
SCOTTSDALE, ARIZ.



26

QUINN MATHEWS
SO | LHP | 6-4 | 185 | L/L
ALISO VIEJO, CALIF.



28

ALEX WILLIAMS
JR | RHP | 6-3 | 210 | L/R
CASTRO VALLEY, CALIF.



29

COLE HINKELMAN
SO | OF/INF | 6-4 | 213 | L/R
SAMMAMISH, WASH.



30

ZACH GRECH
5TH | RHP | 6-0 | 182 | R/R
LAS VEGAS, NEV.



31

CARTER GRAHAM
FR | INF | 6-1 | 207 | R/R
CALABASAS, CALIF.



33

BRETT BARRERA
SO | INF | 6-2 | 215 | R/R
HUNTINGTON BEACH, CALIF.



34

RYAN BRUNO
FR | LHP | 6-3 | 209 | L/L
WELLINGTON, FLA.



36

JONATHAN WORLEY
RS SR | RHP | 6-4 | 195 | R/R
SAN DIEGO, CALIF.



37

TOMMY O'ROURKE
FR | RHP | 6-1 | 199 | R/R
MORRISTOWN, N.J.



38

NATHAN FLEISCHLI
SO | RHP | 6-5 | 213 | R/R
ATHERTON, CALIF.



39

JACOB PALISCH
SR | LHP | 6-4 | 215 | L/L
RICHARDSON, TEXAS



40

NICOLAS LOPEZ
JR | LHP | 6-4 | 200 | R/L
REDWOOD CITY, CALIF.



41

MATT SWARTZ
SO | LHP | 6-4 | 247 | L/L
HUNTINGTON BEACH, CALIF.



42

AUSTIN WIERMILLER
SR | LHP | 5-10 | 170 | L/L
MILTON, GA.



43

BRANDT PANCER
FR | RHP | 6-0 | 190 | R/R
SUWANEE, GA.



44

CHRISTIAN ROBINSON
SR | OF | 6-2 | 211 | L/L
MELBOURNE, FLA.



45

MAX MEIER
SO | RHP | 6-1 | 204 | L/R
BELMONT, MASS.



46

JADEN BRUNO
FR | RHP | 6-3 | 207 | R/R
WELLINGTON, FLA.



49

DREW DOWD
FR | LHP | 6-2 | 195 | L/L
BELMONT, CALIF.



8

DAVID ESQUER
CLARKE & ELIZABETH NELSON
DIRECTOR OF BASEBALL



17

THOMAS EAGER
ASSISTANT COACH



22

TOMMY NICHOLSON
ASSISTANT COACH



3

STEVE RODRIGUEZ
VOLUNTEER
ASSISTANT COACH



JEANETTE MORGANTI
DIRECTOR OF
BASEBALL OPERATIONS



SKY VALENZUELA
VIDEO COORDINATOR