



STANFORD BASEBALL

THREE CONSECUTIVE COLLEGE WORLD SERIES APPEARANCES

1987 & 1988 National Champions // 19 CWS Appearances // 21 Conference Championships // 58 All-Americans // 34 First-Round MLB Draft Picks

Baseball Contact: Tyler Geivett // Email: tgeivett@stanford.edu // Cell: 650.313.9338

2024 SCHEDULE

OVERALL: 11-15 | PAC-12: 4-5

H: 5-9 | A: 6-6 | N: 0-0

FEBRUARY (3-5)

Fri.	16	Cal State Fullerton (G1)	Stanford Live Stream	L, 0-4
	16	Cal State Fullerton (G2)	Stanford Live Stream	L, 6-15
Sun.	18	Cal State Fullerton	Stanford Live Stream	W, 4-1
Mon.	19	UNLV	Pac-12 Networks	L, 8-10
Fri.	23	Penn State	Stanford Live Stream	L, 4-15
Sat.	24	Penn State	Stanford Live Stream	L, 2-13 (7)
Sun.	25	Penn State	Stanford Live Stream	W, 9-5
Mon.	26	San Jose State	Pac-12 Networks	W, 9-4

MARCH (8-8)

Fri.	1	at Rice	ESPN+	W, 6-2
Sat.	2	at Rice	ESPN+	W, 8-2
Sun.	3	at Rice	ESPN+	W, 4-3
Tue.	5	at California	Pac-12 Networks	L, 0-5
Fri.	8	at Washington *	Washington Live Stream	W, 3-2
Sat.	9	at Washington *	Washington Live Stream	W, 4-2
Sun.	10	at Washington *	Washington Live Stream	L, 2-9
Fri.	15	USC *	Stanford Live Stream	L, 2-5
Sat.	16	USC *	Stanford Live Stream	W, 7-1
Sun.	17	USC *	Stanford Live Stream	L, 8-11
Sat.	23	Creighton	Stanford Live Stream	L, 2-3
Sun.	24	Creighton	Stanford Live Stream	L, 2-8
Mon.	25	Creighton	Stanford Live Stream	W, 6-3
Thu.	28	at Utah *	Utah Live Stream	L, 2-3
Fri.	29	at Utah *	Utah Live Stream	L, 5-7
Sat.	30	at Utah *	Utah Live Stream	W, 13-6 (11)

APRIL (0-2)

Mon.	1	at Texas Tech	ESPN+	L, 9-10 (11)
Tue.	2	at Texas Tech	ESPN+	L, 12-15
Fri.	5	Washington State *	Stanford Live Stream	6:05 p.m.
Sat.	6	Washington State *	Stanford Live Stream	2:05 p.m.
Sun.	7	Washington State *	Stanford Live Stream	1:05 p.m.
Mon.	8	Arizona	Stanford Live Stream	12:05 p.m.
Fri.	12	at Oregon State *	Pac-12 Oregon	6:00 p.m.
Sat.	13	at Oregon State *	Pac-12 Networks	5:00 p.m.
Sun.	14	at Oregon State *	Pac-12 Networks	12:00 p.m.
Tue.	16	Sacramento State	Stanford Live Stream	6:05 p.m.
Fri.	19	Oregon *	Stanford Live Stream	6:05 p.m.
Sat.	20	Oregon *	Stanford Live Stream	2:05 p.m.
Sun.	21	Oregon *	Stanford Live Stream	1:05 p.m.
Tue.	23	at Santa Clara	ESPN+	6:00 p.m.
Fri.	26	California *	Pac-12 Bay Area	6:00 p.m.
Sat.	27	California *	Pac-12 Networks	4:00 p.m.
Sun.	28	California *	Pac-12 Networks	4:00 p.m.
Tue.	30	Santa Clara	--	6:05 p.m.

MAY (0-0)

Fri.	3	at Arizona *	Arizona Live Stream	6:00 p.m.
Sat.	4	at Arizona *	Arizona Live Stream	6:00 p.m.
Sun.	5	at Arizona *	Arizona Live Stream	12:00 p.m.
Fri.	10	Arizona State *	Stanford Live Stream	6:05 p.m.
Sat.	11	Arizona State *	Stanford Live Stream	2:05 p.m.
Sun.	12	Arizona State *	Stanford Live Stream	1:05 p.m.
Mon.	13	at California	Pac-12 Networks	6:00 p.m.
Thu.	16	at UCLA *	Pac-12 Los Angeles	7:00 p.m.
Fri.	17	at UCLA *	Pac-12 Los Angeles	6:00 p.m.
Sat.	18	at UCLA *	Pac-12 Los Angeles	12:00 p.m.
Tue-Sat.	21-25	Pac-12 Tournament	Pac-12 Networks	TBD
Fri.	31	NCAA Regionals	ESPN Networks	TBD

JUNE (0-0)

Sat-Mon.	13	NCAA Regionals	ESPN Networks	TBD
Fri-Mon.	7-10	NCAA Super Regionals	ESPN Networks	TBD
Fri-Mon.	14-24	NCAA College World Series	ESPN Networks	TBD

All times Pacific | Home Games in Bold | * Pac-12 Conference game

APRIL 5-7, 2024

STANFORD CARDINAL (11-15 / 4-5) vs. WASHINGTON STATE COUGARS (16-11 / 6-6)

Klein Field at Sunken Diamond | Stanford, Calif.

DATE	TIME (PT)	TV	LIVE STREAM	RADIO	LIVE STATS
Fri., 4/5	6:05 p.m.	--	Stanford Live Stream	KZSU 90.1 FM	StanfordStats.com
Sat., 4/6	2:05 p.m.	--	Stanford Live Stream	KZSU 90.1 FM	StanfordStats.com
Sun., 4/7	1:05 p.m.	--	Stanford Live Stream	KZSU 90.1 FM	StanfordStats.com

PROBABLE PITCHING MATCHUP

STANFORD	STATS	TEXAS TECH	STATS
SO RHP Matt Scott	2-5, 4.43 ERA, 56 K	SR RHP Grant Taylor	4-1, 3.27 ERA, 47 K
FR LHP Christian Lim	2-2, 3.28 ERA, 46 K	SR RHP Connor Wilford	3-2, 4.46 ERA, 28 K
SO RHP Nick Dugan	3-2, 5.62 ERA, 31 K	SR LHP Spencer Jones	2-3, 7.09 ERA, 24 K

LEADING OFF

- » **STANFORD** has dropped nine of the last 12 after winning seven of its previous eight ... is 11-7 when scoring at least three runs in a game, but 0-8 when falling short of three runs ... has scored in the first inning in 11 of 26 games ... is averaging 10.06 strikeouts per nine innings to rank second in the Pac-12 and 43rd nationally ... allowed the first run in seven of its first eight games of the season, but has scored first in 12 of the last 18 ... is 8-5 when scoring first and 3-10 when the opponent scores first ... is 9-5 when posting more hits than its opponent, but 2-10 when the opponent manages more hits ... dropped consecutive weekend series to start the year for the first time since losing two-of-three to Rice and Texas over the first two weekends of the 2014 campaign ... entered the season ranked as high as No. 12 in the Perfect Game poll and No. 15 according to Baseball America ... finished the 2023 season ranked No. 4 in the nation according to D1Baseball ... made its 19th College World Series appearance (38th postseason appearance overall) last year, including its third consecutive trip to Omaha - the only team in the nation to make the College World Series in each of the last three seasons ... clinched a second consecutive Pac-12 conference title in 2023 and won the Pac-12 by five games ... is the only D1 program to host a regional in each of the last six tournaments, and the only program to have made the super regional round in each of the last four.
- » **TEMO BECERRA** Has hit safely in five of his last six games and 11 of his last 13 overall ... has posted multiple hits in seven of his last nine ... has amassed a team-best 10 multi-hit games this season ... is batting .371 (13-for-35) with seven runs scored, three doubles and four RBIs in Pac-12 play ... hit .455 (5-for-11) with three RBIs in the series vs. Creighton (March 23-25).
- » **OWEN COBB** has hit safely in four straight games ... has posted four hits in two of the last three games (March 30 at Utah & April 2 at Texas Tech) ... has raised his average 62 points (.203 to .265) over the last four games ... batted 4-for-7 with a run scored and a double at Utah on March 30, including a pair of hits in a seven-run 11th inning to become the first Cardinal to have two hits in an inning since Carter Graham in the top of the 9th at California on April 7, 2023 ... launched a grand slam to help Stanford to a 9-5 victory over Penn State on February 25 before connecting for a pair of solo homers in a 9-4 victory over San Jose State on February 26 ... contributed a double and two triples in Stanford's 4-1 victory over Cal State Fullerton on February 18.
- » **DAVID ESQUER** was named Pac-12 Coach of the Year last season for the third time while at Stanford (2018, 2022) and fourth overall (2001, California) ... earned a second consecutive ABCA West Region Coach of the Year last year... has amassed a 237-107 overall record at Stanford and owns a 762-574-2 record as a Division I head coach (18 seasons at California)689 win percentage at Stanford is the best in program history ... won his 100th game at the helm of the program on March 4, 2021 as Stanford walked off with a 7-6 victory over San Francisco in 10 innings ... 700th career win came in a 5-4 triumph vs. Arizona on May 28, 2022 at Pac-12 Tournament ... collected win No. 200 at Stanford with a 16-5 win at Oklahoma on April 2, 2023 ... 300th career Pac-12 win came against USC on May 21, 2022 to claim sole possession of 2022 Pac-12 title, while his 100th Pac-12 win at Stanford came in a 9-4 win at No. 20 Arizona State to sweep a three-game series on May 7, 2023 ... made his 10th postseason appearance as a head coach (fifth with Stanford) last year and fourth trip to Omaha after previously guiding California to Omaha in 2011 while earning National Coach of the Year honors.
- » **TREVOR HASKINS** has hit safely in five straight games ... has improved his average 102 points (.170 to .272) over his last 10 games played ... has posted four hits in two of the last three games (March 30 at Utah & April 2 at Texas Tech) ... hit for the cycle at Texas Tech on April 2 ... went 4-for-5 with four runs scored and three RBIs, managed a two-RBI triple in the fifth, singled in the seventh, led off the eighth with a double, and hit a towering home run for his second round-tripper of the year in the ninth to complete the cycle ... the cycle was the first for Stanford since Brian Ragira vs. Santa Clara on March 22, 2011 and the first in the Pac-12 this season ... went 4-for-5 with two runs scored, a double, a homer and five RBIs at Utah on March 30 ... five RBIs were the most for a Cardinal player since Carter Graham had five against No. 25 Texas A&M on June 4, 2023 ... is batting .344 (11-for-32) with four runs scored, four doubles, a homer and eight RBIs in Pac-12 play.
- » **ETHAN HOTT** is hitting .385 (10-for-26) with three runs scored, three doubles and two RBIs in Pac-12 play.
- » **LUKE LAVIN** has hit safely in five straight games, hitting .467 (7x15) with two runs scored and two RBIs over the streak ... batted .500 (3-for-6) in two games at Texas Tech.
- » **CHRISTIAN LIM** has been named Pac-12 Pitcher of the Week twice this season (March 2 & March 25) ... is the first Pac-12 pitcher to win the award multiple times in the same season since Oregon's Jace Stoffel did it three times in 2023 ... is the first Stanford pitcher to earn the honor multiple times in a season since Quinn Mathews won it three times and Alex Williams twice in 2022 ... owns four quality starts in his last five turns and has allowed two or fewer runs in all but one of those starts (2-0, 1.82 ERA, 29.2 IP, 6 ER, 38 K) ... ranks fourth in the Pac-12 in strikeouts (46).
- » **CORT MACDONALD** has hit safely in four straight games ... hit safely in his first 10 games played this season, but had the streak snapped at California on March 5 ... batted .382 (13-for-34) with nine runs scored, a homer and seven RBIs over the 10-game hitting streak ... hit safely in six straight games from March 15-25, batting .474 (9-for-19) with four runs scored, a homer and four RBIs over the string ... has reached in all but three games this year, hitting safely in each of those contests ... has amassed nine multi-hit games this season ... hit .545 (6-for-11) with two runs scored and two RBIs in the three-game series against Creighton (March 23-25) ... batted .385 (5-for-13) with four runs scored, four RBIs and two multi-hit games in the three-game series at Rice.
- » **MALCOLM MOORE** homered in back-to-back games at Washington (March 9-10) ... has reached in all but four games this year while leading the team and ranking fourth in the Pac-12 in walks (22) ... managed a double and two home runs in the three-game series at Rice ... Preseason All-America according to Baseball America (first team) and Perfect Game (second team) ... Preseason All-Pac-12 ... 2024 Golden Spikes and Bobby Bragan Collegiate Slugger Award Watch List.
- » **JIMMY NATI** has hit safely in all but seven games this season, and has reached in all but five ... hit safely in the first 10 contests of the season, batting .474 (18-for-38) with five runs scored, eight doubles, a triple and eight RBIs ... 10 doubles rank fourth in the Pac-12 ... has managed nine multi-hit games this season.
- » **TORAN O'HARRAIN** ranks third in the Pac-12 in saves (4) ... has inherited 18 runners this year, allowing just three to score (17%)
- » **JAKE SAPIEN** is batting .400 (6-for-15) with three runs scored, two doubles and three RBIs in Pac-12 play.

BY THE NUMBERS

729

Stanford played 729 games between Brian Ragira's cycle on March 22, 2011 and Trevor Haskins' cycle on April 2, 2024.

477

Stanford is the winningest Division I program in California since the 2011 season, compiling 477 victories.

68

Stanford is +68 in strikeouts this year, punching out 257 batters while striking out 189 times offensively.

19

Stanford made its 19th appearance in the College World Series last year - advancing for the third straight year.

» **MATT SCOTT** named Pac-12 Pitcher of the Week after tossing seven innings, allowing one run on three hits and two walks while striking out nine at Washington to open Pac-12 play on March 8 ... has struck out a Pac-12-best 56 batters over seven starts and 40 2/3 innings on the season ... averaging 12.39 strikeouts per nine innings to lead the conference and rank 38th in the nation ... Preseason All-America third team according to Baseball America ... Preseason All-Pac-12.

THIS WEEK

- » Stanford will return home this week to host Washington State in a three-game Pac-12 series.
- » Friday's series opener is scheduled for 6:05 p.m., followed by a 2:05 p.m. start on Saturday.
- » The series concludes on Sunday with a 1:05 p.m. first pitch on The Farm.
- » All three games against Washington State will be streamed on Stanford Live Stream.

UP NEXT

- » Following the three games with Washington State, Stanford will welcome Arizona to The Farm for a nonconference clash on Monday at 12:05 p.m.
- » The Wildcats are in the Bay Area for a three-game Pac-12 series at California this weekend.
- » The Monday matinee against Arizona will be streamed live on Stanford Live Stream.

UPCOMING PROMOTIONS

- » Stanford will be giving away another set of trading cards on Saturday, April 6 vs. Washington State.
- » The finale against Washington State on Sunday, April 7 will feature a spring cleaning giveaway where fans will have the opportunity to choose one giveaway item, while supplies last ... fans can also stick around for postgame autographs on the concourse following the game.
- » Stanford's annual Fireworks Night is set for Friday, April 19 vs. Oregon.
- » Season-long Sunday promotions include kids run the bases (2/25 vs. Penn State, 3/24 vs. Creighton, 5/72 vs. Arizona State), postgame catch on the field (3/77 vs. USC, 4/21 vs. Oregon) and postgame autograph sessions (4/7 vs. Washington State, 4/28 vs. California).

TWO WITH TEXAS TECH

- » The Cardinal dropped a pair of games at Texas Tech on Monday and Tuesday of this week.
- » Stanford hit .349 with nine doubles, a triple and five home runs against the Red Raiders, posting a combined .451 on-base percentage and a .663 slugging percentage.
- » Charlie Saum entered off the bench in both games, finishing 3-for-4 with two homers and five RBIs.
- » Highlighted by a cycle on Tuesday, Trevor Haskins batted .500 (5-for-10) with six runs scored, two doubles, a triple, a homer and three RBIs over the two games.
- » Owen Cobb went 5-for-11 (.455) with three runs scored, a double, a homer and five RBIs at Texas Tech.
- » In the opener of the set on Monday, Stanford carried a 9-7 lead into the bottom of the ninth, but Kevin Bazzell connected for a game-tying two-run home run off Kassius Thomas to force extra innings ... after both teams failed to score in the 10th, Texas Tech loaded the bases on three consecutive infield singles in the 11th, setting the table for a bloop single from Austin Green over a pulled in infield for the walk-off win ... trailing 7-5 headed to the eighth inning, Stanford rallied for two runs in the eighth to tie the game, and scored twice more in the ninth to take the lead ... including two from Cort MacDonald, Stanford finished the game with six doubles ... sophomore Malcolm Moore fell a triple shy of the cycle, including hitting his eighth homer of the year in the third inning to hand Stanford a 2-1 early advantage ... freshman Ben Reimers was stellar out of the Cardinal bullpen, allowing just one run on one hit - a solo homer from Owen Washburn in the fifth - and two walks while striking out four.
- » Junior Trevor Haskins hit for the cycle and nearly sparked an epic comeback on Tuesday in a game against Texas Tech that saw Stanford trailing 12-0 after four innings ... the comeback bid fell just short, as Stanford brought the tying run to the plate in the ninth only to drop the contest 15-12 ... Haskins, who finished 4-for-5 with four runs scored and three RBIs, managed a two-RBI triple in the fifth, singled in the seventh, led off the eighth with a double, and hit a towering home run for his second round-tripper of the year in the ninth to complete the cycle ... the cycle is the first for Stanford since Brian Ragira vs. Santa Clara on March 22, 2011 ... junior catcher Charlie Saum made the most of his afternoon on the field as well, entering as a defensive replacement in the fifth inning and eventually launching a pair of home runs - a solo shot leading off the sixth inning and a three-run homer in the eighth ... the multi-homer game was the first of Saum's career and ran his season home run total to four ... the two teams combined for seven home runs, including four from Stanford, on a windy day from Rip Griffin Park ... Stanford's four home runs are the most for the Cardinal this season.

LAST WEEKEND

- » Stanford dropped two-of-three to Utah on the road last weekend in Pac-12 play, salvaging the series with a 13-6 victory in 11 innings on Saturday afternoon.
- » Stanford posted a .328 average against Utah, finishing with nine doubles and three home runs.
- » The Cardinal pitching staff limited Utah to a .255 average against, striking out 22 over 27 innings.
- » Trevor Haskins batted .545 (6-for-11) with two runs scored, a double, a homer and six RBIs in the series against Utah.
- » Temo Becerra hit .500 (7-for-14) with four runs scored, a double and one RBI in the three games at Utah.
- » Jake Sapien was 5-for-11 (.455) with three runs scored, two doubles and three RBIs while starting two of the games and appearing in all three.
- » Owen Cobb tallied a pair of doubles and hit .429 (6-for-14) against the Utes.
- » Toran O'Harran earned the win in the finale, capping a series that saw him toss 5 1/3 scoreless innings over two appearances while allowing no hits, two walks and striking out four.
- » Utah edged the Cardinal 3-2 in the opener on Thursday, coming from behind to earn the victory ... starter Nick Dugan pitched effectively in the loss, allowing three runs (two earned) on six hits and one walk ... Stanford's bullpen of Trevor Moore and Toran O'Harran kept the Cardinal close, combining for three shutout frames, with O'Harran striking out two over the final two innings ... Stanford carried a one-run lead into the fifth inning, but a single and a two-base error charged to Brady Reynolds in right field led to an unearned run to tie the game at one run apiece ... seizing the momentum, Utah plated two runs in the sixth, highlighted by an RBI-triple from TJ Clarkson, to take a lead it would not relinquish.
- » Trailing 7-3 headed to the ninth inning, Stanford scored twice and brought the tying run to the plate all with two outs, but Utah summoned its closer Micah Ashman to record the final out and earn a 7-5 victory and the series win on Friday afternoon ... sophomore Jimmy Nati got the two-out rally going with a single before Temo Becerra reached on a throwing error to keep the line moving for Jake Sapien ... Stanford's designated hitter split the gap in left-center field, chasing home both runners and drawing the Cardinal to within two at 7-5 ... after Ashman took over on the hill, Charlie Saum pinch hit, but was called out on strikes to end the game.
- » Tied at 6-6 headed to the 11th inning, Stanford scored seven runs on seven hits in the inning to defeat Utah 13-6 on Saturday and salvage the three-game series ... junior Trevor Haskins led the way offensively, finishing 4-for-5 with a double, a homer and five RBIs - the last two helping to blow the game open in the seven-run 11th inning ... graduate student Owen Cobb also posted four hits out of the leadoff spot, going 4-for-7 with a double and a run scored ... including the first of the year from Haskins, Stanford launched three solo home runs in the victory ... the first of the day came from Cort MacDonald in the first inning, while Malcolm Moore connected for his team-best seventh of the year to straight-away center field in the third inning ... Stanford starter Christian Lim was stellar in a no decision, tossing six innings and allowing three runs on six hits and two walks with five strikeouts - exiting the game in the seventh with the Cardinal leading 6-3 ... Stanford's 13 runs and 21 hits were both season highs, while Saturday's extra-inning affair was the first of the season for Stanford ... all but one Stanford starter managed a hit in the victory, with eight players posting multiple hits overall ... Stanford's seven-run 11th inning was the most productive frame of the year, besting the six runs in the bottom of the third vs. Penn State on February 25.

2024 PAC-12 STANDINGS								PAC-12 PRESEASON POLL		
SCHOOL	PAC-12	%	GB	OVERALL	%	STRK	NEXT	NO	SCHOOL (1ST)	PTS
Oregon	6-3	.667	-	20-7	.741	W5	4/5 at UCLA	1.	Oregon State (8)	95
Oregon State	5-3	.625	0.5	23-4	.852	W2	4/5 vs. Arizona State	2.	Stanford (2)	85
Utah	7-5	.583	0.5	20-8	.714	W2	4/5 vs. CSUN	3.	UCLA (1)	82
Arizona	7-5	.583	0.5	14-13	.519	W4	4/5 at California	4.	Oregon	74
USC	6-5	.545	1	12-16	.429	W1	4/5 vs. Washington	5.	USC	64
Washington State	6-6	.500	1.5	16-11	.593	L2	4/5 at Stanford	6.	Arizona State	50
Arizona State	6-6	.500	1.5	15-14	.517	W5	4/5 at Oregon State	7.	Washington	49
Stanford	4-5	.444	2	11-15	.423	L2	4/5 vs. Washington State	8.	California	40
California	5-7	.417	2.5	16-10	.615	W1	4/5 vs. Arizona	9.	Arizona	31
UCLA	4-8	.333	3.5	11-15	.423	W1	4/5 vs. Oregon	10.	Utah	20
Washington	3-6	.333	3	9-12-1	.409	W3	4/5 at USC	11.	Washington State	15

STANFORD QUICK FACTS

UNIVERSITY INFORMATION	
Location.....	Stanford, Calif.
Founded.....	1891
Enrollment.....	16,937 (7,645 undergraduate)
Nickname.....	Cardinal
Colors.....	Cardinal and White
Conference.....	Pac-12
President.....	Richard Saller
Provost.....	Jenny Martinez
Director of Athletics.....	Bernard Muir
Faculty Representative.....	Jeff Koseff
Ticket Office Phone.....	1-800-STANFORD
Home Field.....	Klein Field at Sunken Diamond
Capacity.....	2,113 Seats 4,000 Total
Dimensions.....	335-400-335
Web Site.....	www.gostanford.com

BASEBALL STAFF

Clarke & Elizabeth Nelson Director of Baseball.....	David Esquer
Seasons.....	Seventh at Stanford, 25th overall
Alma Mater.....	Stanford '87
Stanford Overall Record.....	237-107
Stanford Pac-12 Record.....	109-46
Career Record.....	762-574-2
Career Pac-12 Record.....	327-304
Kathy Wolff Assistant Baseball Coach.....	Thomas Eager (seventh season)
Assistant Coach.....	Steve Rodriguez (fifth season)
Assistant Coach.....	Andre Mercurio (third season)
Assistant Athletics Director, Baseball Operations.....	Jeanette Morganti
Director of Player Development.....	Ryan Kirby

TEAM FACTS

2023 Record.....	44-20
2023 Pac-12 Record Finish.....	23-7 1st
Postseason Finish.....	College World Series
Position Starters Returning Lost.....	3 6
Starting Pitchers Returning Lost.....	2 2
Letterwinners Returning Lost.....	20 16
Newcomers.....	13

BASEBALL HISTORY

NCAA Championships (2).....	1987 1988
CWS Appearances (19) 41-35 Record.....	1953 1967 1982 1983 1985 1987 1988 1990 1995 1997 1999 2000 2001 2002 2003 2008 2021 2022 2023
NCAA Super Regional Appearances (14) 19-14 Record.....	1999 2000 2001 2002 2003 2006 2008 2011 2012 2014 2019 2021 2022 2023
NCAA Regional Appearances (35) 101-37 Record.....	1981 1982 1983 1984 1985 1986 1987 1988 1990 1991 1992 1994 1995 1996 1997 1998 1999 2000 2001 2002 2003 2004 2005 2006 2008 2010 2011 2012 2014 2017 2018 2019 2021 2022 2023
NCAA District-8 Appearances (3) 4-4 Record.....	1953 1965 1967
Pac-12 Conference Championships (21).....	1924 1925 (Southern Division) 1931 (CIBA) 1950 (CIBA) 1953 (CIBA) 1965 (CIBA) 1967 1983 (Southern Division) 1985 (Southern Division) 1987 (Southern Division) 1990 (Southern Division) 1994 (Southern Division) 1997 (Southern Division) 1998 (Southern Division) 1999 2000 2003 2004 2018 2022 2023
Pac-12 Conference Tournament Championships (1).....	2022

ATHLETIC COMMUNICATIONS

Baseball Contact.....	Tyler Geivett
Cell Phone.....	650-313-9338
Email.....	tgeivett@stanford.edu
Mailing Address.....	Stanford Athletic Communications 641 East Campus Drive Arrilaga Family Sports Center Stanford, CA, 94305

FORMER CARDINAL IN THE PROS

PLAYER (MLB)	ORGANIZATION
Tristan Beck	San Francisco Giants
Kris Bubic	Kansas City Royals
Tommy Edman	St. Louis Cardinals
Nico Hoerner	Chicago Cubs
Erik Miller	San Francisco Giants
Cal Quantrill	Colorado Rockies
Austin Slater	San Francisco Giants

PLAYER (TRIPLE-A)	ORGANIZATION
Maverick Handley	Baltimore Orioles
Stephen Piscotty	Oakland Athletics
Kyle Stowers	Baltimore Orioles
Tim Tawa	Arizona Diamondbacks

PLAYER	ORGANIZATION
Brendan Beck	New York Yankees
Alex Blandino	Cincinnati Reds
Drew Bowser	Chicago Cubs
Ryan Bruno	Arizona Diamondbacks
Adam Crompton	Baltimore Orioles
Joey Dixon	Houston Astros
Drew Dowd	Tampa Bay Rays
Carter Graham	Cincinnati Reds
Kody Huff	Cleveland Guardians
Brock Jones	Tampa Bay Rays
Jack Little	Los Angeles Dodgers
Quinn Mathews	St. Louis Cardinals
Christian Molfetta	Detroit Tigers
Jake Palisch	Chicago White Sox
Eddie Park	Chicago White Sox
Alberto Rios	Los Angeles Angels
Carson Rudd	Cincinnati Reds
Tommy Troy	Arizona Diamondbacks
Alex Williams	Miami Marlins

List current as of March 30, 2024

FORMER CARDINAL IN THE
2023 WORLD BASEBALL CLASSIC

PLAYER	COUNTRY
Alex Blandino	Nicaragua
Tommy Edman	Korea
Cal Quantrill	Canada
Chris Reed	Great Britain

CARDINAL RANKINGS						
	BA	CBF	D1	NCBWA	PG	USA
Pre.	15	20	--	17	12	23
Feb. 19	--	23	--	23	23	*
Feb. 26	--	RV	--	--	--	RV
Mar. 4	--	--	--	--	--	RV
Mar. 11	--	--	--	--	--	--
Mar. 18	--	--	--	--	--	--
Mar. 25	--	--	--	--	--	--
Apr. 1	--	--	--	--	--	--
Apr. 8						
Apr. 15						
Apr. 22						
Apr. 29						
May 6						
May 13						
May 20						
May 27						

* - No Poll / Not Yet Released
BA - Baseball America
CBF - College Baseball Foundation
D1 - D1Baseball.com
NCBWA - National Collegiate Baseball Writers Association
PG - Perfect Game
USA - USA Today Coaches Poll

PAC-12 PITCHERS OF THE WEEK

- » Stanford has won a trio of Pac-12 Pitcher of the Week honors, with Christian Lim most recently selected for the second time this year on March 25.
- » Stanford garnered Pac-12 Pitcher of the Week in back-to-back weeks during March, with Lim earning the honor on March 4 before Matt Scott on March 11.
- » The back-to-back selections were the first for Stanford since Alex Williams and Quinn Mathews in April of 2022.
- » Lim became the first Pac-12 pitcher to win the award multiple times in the same season since Oregon's Jace Stoffel earned three honors in 2023 ... also was the first Stanford pitcher to earn the honor multiple times in a season since Quinn Mathews won it three times and Alex Williams twice in 2022.
- » Following a stellar start at Rice in game two of a three-game series on March 2, Lim was named Pac-12 Pitcher of the Week for the first time in his career ... Lim tossed six scoreless innings and struck out a career-best 10 batters to record his first career win and help Stanford sweep Rice on the road ... the left-hander did not allow a hit over the first 4 1/3 innings, striking out seven batters compared to just one walk over the string ... Lim threw 66 of his 97 pitches for strikes in the dominant performance against Rice as Stanford carried a shutout through 8 2/3 innings.
- » Scott earned the victory after tossing seven innings, allowing one run on three hits and two walks while striking out nine in his start to open Pac-12 play at Washington on March 8 ... the right-hander retired 10 straight batters from the first inning through two outs in the fourth, including a string of five consecutive strikeouts that began with the first out of the second inning ... Scott navigated the seven frames on 99 pitches, including 60 for strikes, with the only blemish coming on a solo homer in the bottom of the sixth.
- » Lim allowed just three hits and two walks while striking out a career-best 11 batters over 6 1/3 scoreless innings vs. Creighton on March 24 ... he retired 12 straight batters from the second out in the second inning through one out in the sixth and recorded eight of his first nine out via strikeout.
- » Including the one this year, Scott has now been named Pac-12 Pitcher of the Week twice in his career (March 27, 2023; March 11, 2024).

BATS ARE COMING ALIVE

- » Stanford was hitting .259 through the first 23 games of the season, but has batted .378 over the last three games to raise its average to .277.
- » The Cardinal has scored 34 runs on 51 hits over those three games, compiling 14 doubles, a triple and eight home runs.
- » Stanford had amassed 34 doubles, four triples and 17 home runs over the first 23 games of the season.
- » Junior Trevor Haskins has been a key cog in the offensive outburst, batting .600 (9-for-15) with eight runs scored, three doubles, a triple, two homers and eight RBIs.
- » Owen Cobb (9-for-18, 4 R, 2 2B, HR, 5 RBIs) and Luke Lavin (5-for-10, R, RBI) are both hitting .500 over the three-game string.
- » Haskins and Cobb have each posted a pair of four-hit games in the last three contests entering the weekend, with the duo posting four hits each at Utah (March 30) and at Texas Texas Tech (April 2).

HASKINS HITS FOR THE CYCLE

- » Junior Trevor Haskins hit for the cycle in a 15-12 loss at Texas Tech on April 2, nearly sparking a comeback that originally saw Stanford trailing 12-0 after four innings.
- » Haskins, who finished 4-for-5 with four runs scored and three RBIs, managed a two-RBI triple in the fifth, singled in the seventh, led off the eighth with a double, and hit a towering home run for his second round-tripper of the year in the ninth to complete the cycle.
- » The cycle was the first for Stanford since Brian Ragira vs. Santa Clara on March 22, 2011 and the first in the Pac-12 this season.

CALIFORNIA KINGS

- » Stanford is the winningest Division I program in California since the 2011 season, compiling 477 victories.
- » UCLA has won 476 games since 2011, followed by UC Santa Barbara (451), UC Irvine (447) and Cal State Fullerton (426).

PRETTY GOOD IN A PINCH

- » The Cardinal is hitting .323 in pinch-hit opportunities this year, batting 10-for-31 with two doubles, two homers, eight walks and five RBIs.
- » Pinch-hit home runs from Charlie Saum and Gabe Springer on March 17 vs. USC highlight the opportunities.
- » Springer in particular has shown a knack for succeeding in a pinch, going 2-for-5 with two RBIs and two walks.
- » Stanford's pinch hitters have combined to post a .462 on-base percentage while slugging .581.

SINGLES GALORE

- » All 11 of Stanford's hits in a 6-3 victory over Creighton on March 25 were singles - the first time the Cardinal has posted 11 hits without an extra-base hit in a game since collecting 12 vs. Vanderbilt on March 2, 2016.
- » The Cardinal managed 26 hits in the three-game series against Creighton, with Malcolm Moore's ninth-inning solo homer on March 24 serving as the lone extra-base hit.
- » Prior to the series against Creighton, Stanford had recorded at least one extra-base hit in each of the first 18 games of the season, and has been held without an extra-base hit just twice this year.

EXTRA-BASE HIT PRODUCTION

- » Stanford has recorded 78 extra-base hits (48 doubles, five triples, 25 home runs) in 26 games this season.
- » The extra-base hits account for 32% of Stanford's hit total of 245.
- » Jimmy Nati (10 doubles, triple, home run), Trevor Haskins (nine doubles, a triple, two home runs) and Owen Cobb (six doubles, two triples, four home runs) lead the team with 12 extra-base hits.

GOING STREAKING

- » Cort MacDonald hit safely in his first 10 games played this season, but had the streak snapped at California on March 5 ... batted .382 (13-for-34) with nine runs scored, a homer and seven RBIs over the 10-game hitting streak ... also managed a six-game hitting streak from March 15-25, batting .474 (9-for-19) with four runs scored, a homer and four RBIs over the span ... has reached in all but three of his games played this season, hitting safely in each of those contests.
- » Temo Becerra has hit safely in five of his last six games and 11 of his last 13 overall ... has posted multiple hits in seven of his last nine ... hit safely in six straight games from March 9-23, batting .450 (9-for-20) with three runs scored, two doubles and three RBIs over the streak.
- » Trevor Haskins has hit safely in nine of his last 12 games overall, including five straight, after going hitless in his previous six contests.
- » Jimmy Nati hit safely in the first 10 contests of the season, batting .474 (18-for-38) with five runs scored, eight doubles, a triple and eight RBIs, has hit safely in all but seven games, and has reached in all but five contest this season.
- » Malcolm Moore reached safely in each of the first nine games of the season, and has now reached in all but four games this year.
- » Brady Reynolds strung together a seven-game hitting streak from March 3-16, batting .333 (8-for-24) with two runs scored and a double during the streak ... he has reached in all but three of his games played this year.
- » Stanford pitchers combined to strike out 10+ batters in six straight games from March 1-9, and have managed double-digit punchouts in 12 of the first 26 overall.

FEELING RIGHT AT HOME IN TEXAS

- » Returning to his home state, sophomore Cort MacDonald hit .385 (5-for-13) with four runs scored, a walk, two stolen bases and four RBIs in a three-game series at Rice (March 1-3).
- » The native of Arlington, Texas posted multiple hits in the first two games at Rice, including going 2-for-4 with a pair of runs scored and three RBIs in an 8-2 game-two victory.
- » MacDonald continued his Texas tear in a pair of game at Texas Tech April 1-2, batting .300 (3-for-10) with two doubles, two runs scored and two RBIs.
- » A 2022 graduate of Pantego Christian Academy, MacDonald was a five-sport athlete in high school (baseball, football, basketball, track, golf), earned 2022 Texas Association of Private and Parochial Schools Athlete of the Year, and was a three-time Pantego Athlete of the Year (2020-22).

PAC-12 RANKINGS THIS WEEK											
Poll	ARIZ	ASU	CAL	ORE	OSU	STAN	UCLA	USC	UTAH	WASH	WSU
Baseball America	--	--	--	20	9	--	--	--	--	--	--
College Baseball Foundation	--	--	--	RV	5	--	--	--	--	--	--
D1Baseball	--	--	--	--	5	--	--	--	--	--	--
NCBWA	--	--	--	RV	5	--	--	--	RV	--	--
Perfect Game	--	--	--	--	4	--	--	--	--	--	--
USA Today	--	--	--	RV	5	--	--	--	--	--	--

FAMILY ON THE FARM

- » Stanford has a handful of players on this year's roster with ties back to The Farm.
- » Jaden Bruno's brother, Ryan was a teammate from 2021-23 before being drafted in the seventh round (No. 205) of the 2023 MLB Draft (Arizona Diamondbacks).
- » Trevor Moore's father, Tim, played baseball at Stanford in 1992 and was a fifth-round pick of the Chicago White Sox that season.
- » Ben Reimers' father, Tom, played baseball at Stanford from 1994-96 and helped the Cardinal to a conference title in 1994 and a trip to the College World Series in 1995 ... was drafted by the Chicago White Sox in the 15th round of the 1996 MLB June Amateur Draft.

FAREWELL TO THE PAC-12

- » The 2024 season will be Stanford's final in the Pac-12 conference, as the Cardinal will join Bay Area rival California as new members of the Atlantic Coast Conference in 2025.
- » Stanford is one of the oldest members of the conference, joining the then Pacific Coast Conference, founded in 1915, for the 1918 season.
- » The Cardinal boasts 21 conference titles, with the first coming in 1924 and the most recent in 2023.

FREE PASSES HURT VS. PENN STATE

- » The Cardinal pitching staff issued 36 free passes over three games against Penn State from February 23-25, walking 28 batters and hitting eight more.
- » Stanford walked 17 batters in the series opener, two in game two, and nine more in the series finale.
- » While the walk was not a problem in game two of the series, the Cardinal did issue five hit by pitches in that contest.
- » The two teams combined to issue 58 free passes over the three games in the series with Penn State walking 15 and hitting seven.
- » Stanford pitching has walked 136 batters this season - second most in the Pac-12 behind Arizona State (152) ... the Cardinal has also hit 40 batters - second most in the Pac-12 behind Oregon State's 48.
- » The Cardinal has twice issued double-digit walks in a game this season (17 vs. Penn State, February 23; 11 at Washington, March 10)

THE FARM VS. THE LONE STAR STATE

- » In the David Esquer era, which began in 2018, Stanford has played eight teams from Texas - going a combined 26-11 in those contests.
- » With a weekend series sweep over Rice from March 1-3, Stanford is 10-0 against the Owls under Esquer.
- » The Cardinal wrapped up its regular-season games against Texas schools with a pair of losses at Texas Tech to open the month of April.
- » The Cardinal has met Texas the most over the span, posting an 8-3 record - including a 2-1 series victory in the 2023 Super Regional to advance to the College World Series.
- » The last three runs to Omaha have seen the Cardinal go head-to-head with a Texas-based squad, with Stanford defeating Texas Tech in a 2021 Super Regional on the road, Texas State in the 2022 Stanford Regional, and Texas A&M in the 2023 Stanford Regional before defeating the Longhorns in last year's Super Regional.
- » Under Esquer, Stanford is 1-0 vs. Baylor, 0-1 vs. Houston, 10-0 against Rice, 8-3 vs. Texas, 2-1 against Texas A&M, 2-1 vs. Texas State, 3-4 vs. Texas Tech and 0-1 against UTSA.

ALL-AMERICANS ON THE FARM

- » Sophomores Malcolm Moore and Matt Scott have each been tabbed Preseason All-Americans entering the 2024 season.
- » Moore earned a spot on Baseball America's Preseason All-America first team, while also landing on Perfect Game's second team.
- » Scott was also lauded by Baseball America, placing on its Preseason All-America third team squad.
- » Moore earned Freshman All-America honors from Baseball America, Collegiate Baseball and Perfect Game and was listed on D1Baseball and NCBWA's Freshman All-America second team a year ago.
- » Scott also earned Perfect Game All-America honors in 2023, landing on the second team.
- » Moore, the 2023 Pac-12 Freshman of the Year, started all 64 games as a freshman while batting .311 with 50 runs scored, 20 doubles, 15 homers and 63 RBIs ... the power-hitting backstop slugged .564 while compiling 23 multi-hit games and 17 multi-RBI contests ... in Pac-12 play, Moore batted .282 with 19 runs scored, eight doubles, five homers and 25 RBIs.
- » Scott went 5-5 with 62 strikeouts over 67 innings and 24 appearances, including 12 starts, in 2023 while converting one save ... the right-hander finished third in the Pac-12 in hits allowed per nine innings (7.93) and averaged 8.33 strikeouts per game while limiting opponents to a .227 average against.

OPENING WEEKEND NOTES

- » Since 1959, Stanford has opened the season with a three-game series against Cal State Fullerton 12 times (1994, 2002, 2004, 2006, 2007, 2016, 2017, 2018, 2020, 2022, 2023 and 2024) ... the Cardinal has won seven of the 12 series and has amassed a 21-15 record over the 36 games in those sets.
- » Including an 4-0 setback this year, Stanford is 49-16-1 overall on Opening Day since 1959, but has won five of its last nine games to open a season.
- » The shutout loss to open the season was the first for the Cardinal since being blanked 1-0 at No. 8 Cal State Fullerton on February 16, 2017.
- » Having dropped the opener at Fullerton 8-1 in 2023, Stanford has lost the season opener in back-to-back years for the first time since losing three straight from 2013-15.
- » The Cardinal has played 26 opening weekend series of three-or-more games since 1959 and is 18-9 in those series ... Stanford has compiled a 54-28 record over the 82 games in those sets.

CARDINAL TABBED SECOND IN PRESEASON POLL

- » Following back-to-back Pac-12 titles and three straight trips to the College World Series, Stanford was selected to finish second in the Pac-12 in 2024 following a poll of the Conference's head coaches.
- » Stanford garnered 85 points and two first-place votes, trailing only Oregon State with eight first-place votes and 95 total points.
- » After the Beavers and Cardinal, UCLA followed in third place with 82 points and one first-place vote, ahead of Oregon (74 points) and USC (64) to round out the top five.
- » Arizona State was slated to finish sixth after earning 50 points, followed by Washington (49), California (40), Arizona (31), Utah (20) and Washington State (15) to round out the poll.
- » In addition to the poll, the Pac-12 revealed the preseason all-conference team, also voted on by the league's coaches ... sophomores Malcolm Moore and Matt Scott were each selected Preseason All-Pac-12.

NEW LOOK CARDINAL IN 2024

- » Having lost a handful of key contributors, including nine to the MLB Draft a year ago, Stanford will rely heavily on new faces across the diamond in 2024.
- » Stanford returned 20 players who had spent at least one season on The Farm, but welcomed 13 total newcomers - including three transfers.
- » The Cardinal returned just seven pitchers who had appeared in game at Stanford entering this year, with those hurlers combining for 173 1/3 of Stanford's 577 innings (30%) from 2023.
- » Sophomores Matt Scott (67 innings) and Nick Dugan (61.2 innings) accounted for nearly 75% of the returning innings from a year ago.
- » Right-handers Nathan Fleischli (29 career innings) and Tommy O'Rourke (57 career innings) are both back after missing all of last year due to injury.
- » Ty Uber, who missed the bulk of last year due to injury, returned the most career innings of any pitcher on staff entering 2024 - totaling 69.2 innings entering his junior campaign.
- » Offensively, Stanford returned three position players with more than 15 starts from last year - Owen Cobb, Malcolm Moore and Jake Sapien.
- » The Cardinal returned only 769 of its 2,354 (33%) at bats from a year ago, and brought back just 27 of its 117 home runs (23%) from 2023.
- » Stanford lost 392 runs, 527 hits, 107 doubles, nine triples, 90 home runs and 377 RBIs from last year's squad as those eight non-returning hitters batted a combined .332 a year ago.
- » On the mound, Stanford lost 403 2/3 innings, 36 wins, 40 starts, 16 saves and 493 strikeouts from last year's squad.

SASAKI HEADED TO THE FARM

- » Rintaro Sasaki, the top-ranked high school baseball player in Japan, has signed a National Letter of Intent with Stanford and will join the Cardinal program for the 2025 season.
- » The power-hitting first baseman graduated from Hanamaki-Higashi High School in March, enrolled at Stanford for the spring quarter in April, and began practicing with the program upon his arrival.
- » While he will practice with the team during the 2024 campaign, Sasaki is not expected to play in a game for the Cardinal until the 2025 season.
- » "We are excited to welcome Rintaro into our Stanford family," David Esquer said following Sasaki's signing. "He may be the most high-profile international prospect to play college baseball in the United States in a long time. His power bat plays right into our style of play, and we look forward to him contributing immediately to help us achieve our goals of competing for and winning national titles."
- » Sasaki hit a Japanese high school record 140 home runs, and was projected to be selected first overall in the Nippon Professional Baseball Draft, but forewent the Draft to attend Stanford.
- » According to scouts, in addition to boasting elite raw power, Sasaki has also shown an advanced approach at the plate - walking twice as many times as he struck out
- » Training under his father, Hiroshi Sasaki, Sasaki posted an impressive slash line of .413/.514/.808 during his high school career.
- » Shohei Ohtani also starred for Hanamaki-Higashi (while being coached by the elder Sasaki) before signing with the Hokkaido Nippon-Ham Fighters.
- » Helping to blaze a trail for Japanese high school players looking to play in the United States, Sasaki chose to attend Stanford, which has made three consecutive trips to the College World Series, for the quality of education and to take steps toward achieving his dream of playing in Major League Baseball.

CARDINAL HONORS

CHRISTIAN LIM		
Pac-12 Pitcher of the Week		March 4
Pac-12 Pitcher of the Week		March 25
MALCOLM MOORE		
USA Baseball Golden Spikes Award		Watch List
Bobby Bragan Collegiate Slugger Award		Watch List
Preseason All-America		1st: BA 2nd: PG
Preseason All-Pac-12		
MATT SCOTT		
Preseason All-America		3rd: BA
Preseason All-Pac-12		
Pac-12 Pitcher of the Week		March 11

HE'S GOLDEN

- » Considered one of the top players in the nation, sophomore Malcolm Moore has been named to the Golden Spikes Award Watch List.
- » The preseason list includes 55 players across high school and college baseball and features eight players who were named Golden Spikes Award semifinalists a season ago.
- » Overall, 41 schools and 16 conferences are represented on the 2024 Preseason Watch List.
- » The Pac-12 boasts four players on the Golden Spikes Award watch list, as Oregon State's Travis Bazzana and California's Rodney Green Jr. and Caleb Lomavita join Moore.
- » LSU's Dylan Crews is the most recent winner of the Golden Spikes Award, earning the prestigious honor after helping lead the Tigers to a College World Series title in 2023 ... he joins an elite group of recent winners including Ivan Melendez (2022), Kevin Kopps (2021), Adley Rutschman (2019), Andrew Vaughn (2018), Brendan McKay (2017), Kyle Lewis (2016), Andrew Benintendi (2015), A.J. Reed (2014), Kris Bryant (2013), Mike Zunino (2012), Trevor Bauer (2011), Bryce Harper (2010), Stephen Strasburg (2009), Buster Posey (2008), and David Price (2007).
- » Fan voting will again play a part in the Golden Spikes Award in 2024 ... amateur baseball fans can vote for their favorite players on GoldenSpikesAward.com, beginning on May 20 with the naming of
- » the semifinalists ... USA Baseball will announce the finalists for the award on June 5 before naming the winner on June 23.

LONG BALLS STILL LEADING THE WAY?

- » Stanford connected for 117 homers last year to lead the Pac-12, including 15 from Malcolm Moore ... the 117 round-trippers ranked 10th in the nation, while the 1.83 homers per game ranked first in the Pac-12 and 15th nationally.
- » The Cardinal was +39 in home runs last year, having connected for 117 while allowing 78.
- » Stanford homered in all but 14 games in 2023 and totaled multiple homers in 34 of the 64 games.
- » The Cardinal clubbed 17 homers in the final 12 games, 22 in the last 15, 43 in the last 20, 56 in the last 25, 62 in the last 28, and 68 in the last 32 games overall.
- » Stanford twice hit six homers in a game last year - a 20-17 victory at Santa Clara on May 9 and a 21-20 loss to Arizona on May 14.
- » Stanford was 39-11 when hitting at least one home run in a game and 28-6 when hitting two or more this season.
- » Stanford's lineup featured 13 different players with a home run, including 11 with multiple and six with double-digit homers.
- » The Cardinal hit 15 homers in the postseason in 2023.
- » So far this season, Stanford has hit just 25 home runs in 26 games - eight from Malcolm Moore, four from Owen Cobb and Charlie Saum, three from Cort MacDonald, two from Trevor Haskins, and one apiece from Brandon Larson, Jimmy Nati, Brady Reynolds and Gabe Springer.
- » The Cardinal has connected for multiple home runs in a game just six times this season.
- » Stanford is +1 in home runs this year, having allowed 24 long balls.

BATTLE TESTED IN THE POSTSEASON

- » Stanford won three consecutive elimination games, including defeating #25 Texas A&M twice, to advance out of the Stanford Regional last year.
- » 2023 marked the fourth consecutive regional that Stanford has played a winner-take-all game, advancing in all four (2019, 2021, 2022, 2023).
- » Once again playing with its back to the wall, Stanford dropped the opener of a super regional with Texas only to win the next two elimination games.
- » The Cardinal had a similar path in 2022, dropping the opener to Connecticut before winning the final two games to advance to Omaha.
- » Having won five elimination games in each of the last two seasons, Stanford has now won 14 straight postseason elimination games played at Sunken Diamond dating back to the 2019 regional and is 12-0 all-time in winner-take-all postseason games played at home.

REPRESENTING THE GOLDEN STATE & THE PAC-12

- » Stanford was the last Division I baseball team from California still competing in the NCAA Tournament at the start of super regionals a year ago.
- » The Cardinal were joined by Cal State Fullerton (Stanford Regional), San Jose State (Stanford Regional) and Santa Clara (Fayetteville Regional) in the tournament field.
- » Stanford was also the last team from California competing in 2021 and 2022 - the only team from California to reach a super regional in either season.
- » Oregon hosted Oral Roberts in a super regional last year, but was defeated in a winner-take-all game on Sunday - leaving Stanford as the lone Pac-12 school headed to Omaha.

REPEAT REGIONAL COACH OF THE YEAR

- » Having guided Stanford back to Omaha for the third consecutive season last year, Clarke and Elizabeth Nelson Director of Baseball David Esquer was named ABCA West Region Coach of the Year for the second consecutive season.
- » Esquer, the 2023 Pac-12 Coach of the Year, guided Stanford to a 44-20 overall record and a 23-7 mark in the Pac-12 en route to an appearance in the 2023 College World Series - the 19th in program history and third under his command.
- » The Cardinal also claimed the Pac-12 regular season title for the second consecutive season and third time with Esquer at the helm (2018, 2022-23).
- » Through six seasons at Stanford, Esquer has compiled a 226-92 overall record to post a .711 winning percentage - the highest percentage of any coach in Stanford baseball history.
- » Having completed his 24th season as a Division I head coach, Esquer carries a 751-559-2 career record.
- » Including a selection in each of the last two seasons, the region coach of the year honor is the third for Esquer after winning the award in 2011 while at California.

REPPING THE RED, WHITE AND BLUE

- » Malcolm Moore and Matt Scott were invited to participate in the 2023 Collegiate National Team Training Camp following the conclusion of the season a year ago.
- » Following the four-game intrasquad series played at the National Training Complex in Cary, North Carolina, Moore earned a spot on the U.S. roster.
- » Kathy Wolff Assistant Baseball Coach Thomas Eager also donned the Red, White and Blue, serving as the team's pitching coach.
- » Team USA concluded its CNT campaign with a 7-3 overall mark that included a five-game sweep of Chinese Taipei in the International Friendship Series.
- » Moore batted 188 with four runs scored and a double while playing in six games and starting four for the U.S.

2023 SEASON IN REVIEW

- » Stanford went 44-20 overall and 23-7 in the Pac-12 to win back-to-back conference regular season titles and punch a third consecutive ticket to the College World Series.
- » The Cardinal finished the season ranked No. 4 in the nation according to D1Baseball.
- » Stanford won five of the last eight games, 17 of the last 24, 20 of 28, 21 of 30, and 22 of 32 overall.
- » Stanford made its 19th College World Series appearance (38th postseason appearance overall), including its third consecutive trip to Omaha ... 19 appearances are seventh-most in the nation.
- » The Cardinal hosted a regional for the 21st time in program history this year and won a bracket featuring No. 25 Texas A&M, Cal State Fullerton and San Jose State to advance to the super regionals.
- » Stanford won three straight elimination games in the regional, including defeating #25 Texas A&M twice, before winning two more against Texas in the super regional to punch a ticket to Omaha ... also won five elimination games in 2022 to advance to Omaha.
- » The Cardinal hosted a super regional for the seventh time in program history and improved to 14-4 in super regional games played at Sunken Diamond while advancing to the College World Series in all seven seasons hosting a super regional.
- » The back-to-back Pac-12 crowns, running Stanford's overall total to 21 conference championships, were the first for Stanford since 2003 and 2004 ... Stanford is the first team to win consecutive Pac-12 titles since Oregon State in 2013 and 2014.
- » Stanford hit .316 as a team (first in Pac-12 and 10th nationally) and scored 8.36 runs per game to place second in the Pac-12 (17th nationally) ... ranked first in the conference and 10th nationally in home runs (117) and was second (10th nationally) in slugging percentage (.539) ... also led the Pac-12 in hits while ranking third in the nation (745) ... ranked second in the Pac-12 (32nd nationally) in on-base percentage (.403) and paced the Pac-12 (14th in the nation) in strikeouts per game (10.47) while registering a program-record 671 strikeouts to lead the Pac-12 and rank sixth in the nation.

CARDINAL CLEANS UP PAC-12 YEARLY AWARDS

- » Stanford captured four of the five major Pac-12 yearly awards in addition to the batting champion in 2023 - with David Esquer named Coach of the Year, Alberto Rios winning Player of the Year, Quinn Mathews winning Pitcher of the Year and Malcolm Moore taking home Freshman of the Year ... Tommy Troy won the batting title after hitting .404 in the regular season.
- » In addition to the yearly award winners, 12 Cardinal players earned All-Pac-12 honors.
- » Troy (3B) and Graham (1B) also found themselves on the Pac-12 All-Defensive team.
- » Rios was the first Pac-12 Player of the Year from Stanford since Jed Lowrie in 2004 ... it was the ninth selection in Stanford history.
- » Stanford has won three consecutive Pac-12 Pitcher of the Year awards, as Mathews follows Brendan Beck (2021) and Alex Williams (2022) ... the Cardinal has claimed 10 Pitcher of the Year selections in program history.
- » Moore became the sixth Pac-12 Freshman of the Year in program history, including the second consecutive after Braden Montgomery was lauded in 2022.
- » 2023 marked the third Coach of the Year selection for Esquer while at Stanford (2018, 2022) ... it was the 12th time in program history (Mark Marquess - nine times) ... Esquer had previously captured Pac-10 Coach of the Year while at California in 2001.

2023 SUPER REGIONAL RECAP

- » The Cardinal came back to win a three-game super regional over Texas to advance to the College World Series.
- » Stanford took a 5-2 lead into the ninth inning, but could not hold on and fell 7-5 to the Longhorns Saturday in the first game.
- » Making his final career home appearance from Sunken Diamond, senior Quinn Mathews struck out 16 Texas hitters in a complete game effort to guide Stanford to an 8-3 victory over Texas in a must-win game on Sunday to keep the season alive.
- » Mathews threw 156 pitches to finish what he started, allowing three runs on eight hits and just one walk to accompany the career-best 16 strikeouts.
- » The strikeout total eclipsed his previous career high of 13 set on April 6, 2023 at California ... the native of Aliso Viejo, Calif. struck out two in the first, two in the second, one in the third, the side in the fourth, two more in the fifth, one in the sixth, two in the seventh, two in the eighth and the first batter in the ninth - becoming the first Cardinal pitcher to strike out 16 since Jason Young on March 5, 1999 vs. Arizona State.
- » With two outs and the game knotted at 6-6 in the bottom of the ninth inning on Monday, junior Drew Bowser lifted a fly ball to right-center field that was lost in the lights and fell for a walk-off RBI single as Stanford punched a third consecutive ticket to the College World Series by way of a 7-6 victory over Texas in a winner-take-all super regional game.
- » Bowser homered in all three games against Texas, batting .308 with four runs scored and six RBIs.
- » Freshman catcher Malcolm Moore hit .500 (6-for-12) with four runs scored, two doubles, a homer and five RBIs.
- » Braden Montgomery (.462, 2 R, 2B, 2 RBIs), Eddie Park (.385, R, 2 RBIs) and Temo Becerra (.375, 2 R, 2 2B, RBI) each contributed big hits offensively in the series.

2023 STANFORD REGIONAL WRAP

- » The Cardinal went 4-1 from the Stanford Regional, including winning three consecutive elimination games, to advance to the super regional round.
- » Stanford hit .331 in the regional, scoring 44 runs while compiling eight doubles, a triple, 11 homers and 43 RBIs.
- » The Cardinal opened the postseason with a 13-2 victory over San Jose State Friday before dropping the 1-0 game to #25 Texas A&M 8-5 on Saturday night.
- » Facing elimination and needing two wins on Sunday, Stanford rallied for 6-5 and 13-5 wins over Cal State Fullerton and Texas A&M, respectively.
- » Meeting the Aggies in a winner-take-all game on Monday night, the Cardinal turned in a complete effort en route to posting a 7-1 win.
- » Following the regional, six Cardinal players were named to the All-Stanford Regional Team - junior Tommy Troy was named the Most Valuable Player, while Quinn Mathews, Malcolm Moore, Braden Montgomery, Eddie Park and Nick Dugan all earned spots on the team.
- » Troy hit .571 (12-for-21) with seven runs scored, a double, three homers and 11 RBIs in the Stanford Regional.
- » Park batted .409 (9-for-22) with eight runs scored, a homer and four RBIs.
- » Montgomery connected for a pair of homers while batting .318 (7-for-22) with five runs scored, a double and four RBIs.
- » Moore also launched two home runs and added a double while driving in five.
- » Mathews made two appearances and earned a pair of victories while pitching to a 1.64 ERA with 12 strikeouts in 11 innings during the Stanford Regional.
- » Dugan pitched in both elimination games on Sunday, collecting a victory and a save while allowing just one run on seven hits with six strikeouts over 7 1/3 innings to post a 1.23 ERA.

PUT UP HISTORIC NUMBERS

- » Stanford hit 117 home runs through 64 games last year - an average of 1.83 per game.
- » The Cardinal fell one homer shy of the program record of 118 set in 2022.
- » Stanford's .316 team average was the best for the Cardinal in a single season since the 2004 squad hit .324.
- » Stanford also drove in the third-most runs in program history (511) while compiling the third-most total bases (1,269).
- » Tommy Troy's .394 average was the best for a Cardinal in a season since Jed Lowrie hit .399 during the 2004 season.
- » Stanford's 145 doubles were the most since the 2003 squad managed 156 ... Alberto Rios managed 24 doubles - the third-most in program history and the most since Chris Minaker had 25 in 2005.
- » The Cardinal boasted six players with 10 or more home runs a year (Rios - 18; Montgomery - 17; Troy - 17; Graham - 15; Moore - 15; Bowser - 14)
- » Stanford's 671 strikeouts were the most for a Cardinal pitching staff in program history, surpassing the 605 from 1999.
- » Quinn Mathews led the way on the hill, striking out 158 batters - second only to Jason Young's 178 from 1999 in program history.

BASEBALL COACHING ENDOWMENT CELEBRATES KATHY WOLFF

- » Thanks to a gift from an anonymous donor family, an endowed assistant coach position pays tribute to Kathy Wolff - a longtime administrative associate for more than two decades to Stanford's baseball and women's volleyball programs.
- » Thomas Eager was named the inaugural Kathy Wolff Assistant Baseball Coach prior to the start of the 2022 season.
- » Often considered the "heart and soul" of the baseball program, Wolff was hired as an administrative assistant in the marketing department in 1985 ... the native of Palo Alto began working with the baseball program in 1987, later adding administrative duties with the women's volleyball program.
- » Wolff, who saw the Cardinal win two national championships during her first two seasons with the program, helped coordinate 11 trips to the College World Series in Omaha ... the beloved member of the Stanford Baseball family was busy coordinating another College World Series trip when she passed away on June 11, 2008 ... the Cardinal honored Wolff that year by wearing "KW" patches on its sleeves throughout the College World Series run.
- » In addition to helping the program recruit and retain the best coaching staff, the endowed assistant coaching position recognizes the influence that Wolff still has on the athletics department today ... Stanford's Department of Athletics, Physical Education and Recreation (DAPER) annually recognizes a staff member with the Kathy Wolff Award for best exemplifying her spirit—a passion for Stanford and an ongoing desire to help and support his/her colleagues ... in the week leading up to baseball season every year, the athletics department celebrates Cake Week—a time when staff members are encouraged to continue Wolff's tradition of bringing in baked goods to enjoy together.

NO PLACE LIKE HOME

- » Often considered one of the most beautiful college baseball facilities in the country, Klein Field at Sunken Diamond is the home to Stanford baseball.
- » The "Sunken Diamond" name comes from the excavation to provide fill for the earthen berm within which Stanford Stadium was built in 1921, leaving a large, sunken field.
- » The fixed seating capacity of Klein Field at Sunken Diamond is 2,113 ... with the addition of disabled seating and general admission lawn seating, the total capacity of the facility is 4,000.
- » The original dimensions were 360 feet to left field, 350 to right, and 500 feet to center ... in 1978, a new seven-foot high fence was installed, bringing the dimensions to the current 335 to both left and right field, and 400 to center ... the outfield fence was increased to 10 feet in 1995.
- » Sunken Diamond features ample foul ground from first to third base, with home plate sitting approximately 70 feet from the backstop.

2024 OFFICIAL REPLAY CHALLENGES							
GAME	CHALLENGED	INNING	AT BAT	PITCHER	PLAY	REVIEWED	RESULT
2/16 vs. Cal State Fullerton	Cal State Fullerton	85	Jimmy Nati	Mikiah Negrete	Nati tripled to right center; 3 RBI; Sapien scored; Becerra scored; Campbell scored	Nati safe at third base	Upheld
2/23 vs. Penn State	Stanford	87	Malcolm Moore	Anthony Steele	Moore leanned in to get hit by a 1-2 pitch; strikeout	Moore leanned into pitch vs. hit by pitch	Upheld
2/24 vs. Penn State	Stanford	72	Grant Morris	Christian Lim	Morris homered to center field; 3 RBI; Kelley scored; Cecere scored	Home run & runners passing at first base	Upheld
2/24 vs. Penn State	Penn State	85	Jake Sapien	Mason Horwat	Sapien singled to third base	Sapien safe at first base	Upheld
2/25 vs. Penn State	Penn State	82	Luke Lavin	Mason Butash	Lavin hit by pitch	Safe by pitch	Upheld
2/25 vs. Penn State	Stanford	76	Adam Cecere	Nick Dugan	Cecere hit by pitch	Hit by pitch	Upheld
2/25 vs. Penn State	Penn State	76	Matt Maloney	Joey Volchko	Maloney flied out to cf, SF, RBI; Marr scored	Catch or dropped fly ball in left field	Upheld
2/25 vs. Penn State	Stanford	87	Jake Sapien	David Lee	Campbell out at second c to 2b, caught stealing	Out at second base	Upheld
3/3 at Rice	Rice	84	Treyton Rank	Nick Dugan	Rank reached on a fielder's choice; Gallo out at second 2b to ss	Out at second base	Upheld
3/8 at Washington	Washington	77	Brady Reynolds	Grant Cunningham	MacDonald stole second, advanced to third on a throwing error by c	Safe at third base	Upheld
3/9 at Washington	Washington	79	Malcolm Moore	Gianluca Shinn	Moore flied out to cf, SF, RBI; Hott scored, unearned	Tag up at third base	Upheld
3/16 vs. USC	Stanford	84	Brady Reynolds	Channing Austin	Hott out at second c to ss, caught stealing	Out at second base	Upheld
3/17 vs. USC	USC	86	Owen Cobb	Xavier Martinez	Cobb doubled down the lf line, advanced to third on the throw, RBI; Becerra scored	Safe at home	Upheld
3/17 vs. USC	USC	77	Dean Carpentier	Toran O'Harran	Carpentier reached on a fielder's choice to pitcher; bunt; Wells out at home p to c	Out at home	Upheld
3/23 vs. Creighton	Stanford	79	Will MacLean	Trevor Moore	MacLean hit by pitch	Hit by pitch	Upheld
3/25 vs. Creighton	Creighton	88	Malcolm Moore	Daniel Hammond	Moore hit by pitch	Hit by pitch	Upheld
3/28 at Utah	Utah	81	Drake Digiorno	Nick Dugan	Digiorno grounded out to ss	Out at first base	Upheld
3/30 at Utah	Utah	87	Michael Davinni	Trevor Moore	Davinni struck out swinging	Check swing hit by pitch	Upheld
STANFORD CHALLENGES (6)	UPHELD: 6	OVERTURNED: 0					
OPPONENT CHALLENGES (12)	UPHELD: 12	OVERTURNED: 0					



28

MATT SCOTT

SO | RHP | 6-7 | 247 | Redding, Conn. | Joel Barlow

CAREER HIGHS			
IP:	8.0 vs. Utah, 3/26/23	HR:	3 at #25 Oregon, 4/15/23
H:	8 at #25 Oregon, 4/15/23	BB:	6 at Utah, 3/29/24
R:	6 at #25 Oregon, 4/15/23	SO:	12 at Rice, 3/1/24
ER:	6 at #25 Oregon, 4/15/23	NP:	115 vs. USC, 3/15/24

FULL BIO AT [GOSTANFORD.COM](#)

SCOTT NOTES
Start will be his eighth of the season and 20th of his career ... Stanford is 9-10 in his 19 career starts ... the Cardinal offense has provided just 22 runs of support in his seven starts this year (3.14 per game) ... has struck out a Pac-12-best 56 batters over seven starts and 40 2/3 innings on the season ... averaging 12.39 strikeouts per nine innings to lead the conference and rank 38th in the nation ... ranks fourth in the Pac-12 in hits allowed per nine (6.20) and 11th in WHIP (1.16).

CAREER ACCOLADES
Perfect Game Freshman All-America second team (2023) ... Two-time Pac-12 Pitcher of the Week (March 27, 2023; March 11, 2024)

AS A SOPHOMORE (2024)
Baseball America Preseason All-America third team ... Pac-12 Preseason All-Conference ... Pac-12 Pitcher of the Week (March 11) ... got the Opening Day start and struck out nine batters in a loss to Cal State Fullerton (Feb. 16) ... struck out a career-best 12 batters and allowed just one hit over six-plus innings in a victory at Rice (March 1) ... named Pac-12 Pitcher of the Week after earning the victory in Stanford's Pac-12 opener at Washington, throwing seven innings and allowing one run on three hits while striking out nine (March 8) ... quality start with six strikeouts over 6 2/3 innings vs. USC (March 15) ... fourth consecutive quality start after tossing seven innings and allowing three runs with seven strikeouts vs. Creighton (March 23)

AS A FRESHMAN (2023) • PAC-12 CHAMPIONS
Perfect Game Freshman All-America second team ... Pac-12 Pitcher of the Week (March 27) ... went 5-5 with 62 strikeouts over 67 innings and 24 appearances, including 12 starts, while earning one save ... averaged 8.33 strikeouts per game and limited the opposition to a .227 average against ... surrendered just 59 hits and finished third in the Pac-12 in hits allowed per nine innings (7.93) ... 3-3 with a 5.49 ERA and 36 strikeouts over 41 innings and 11 appearances, including eight starts, in Pac-12 play ... earned the victory in his collegiate debut after throwing two scoreless innings with three strikeouts at Cal State Fullerton (Feb. 18) ... first career save after logging three strikeouts in two innings vs. Rice (Feb. 24) ... struck out five over 1 2/3 innings to earn the victory vs. Rice (Feb. 25) ... two scoreless innings with a pair of strikeouts vs. CSU Bakersfield (March 4) ... struck out five over three innings in his first career start at USC (March 11) ... earned the victory in a quality start over Oregon State after allowing one run on five hits and a walk over six innings with six strikeouts (March 18) ... tossed eight shutout innings while allowing three hits and three walks with six strikeouts to post a victory over Utah (March 26) ... earn Pac-12 Pitcher of the Week honors ... struck out a season-best seven batters over 5 2/3 innings in a victory at California (April 7) ... made two starts in elimination games during the Stanford Regional as the Cardinal beat Cal State Fullerton (June 4) and #25 Texas A&M (June 5) - the latter being a winner-take-all game for the regional title ... allowed one run over three innings in the start vs. #25 Texas A&M (June 5) ... was invited to training camp with the 2023 USA Collegiate National Team

PRIOR TO STANFORD
2022 graduate of Joel Barlow High School in Redding, Conn. ... Guided Joel Barlow to Class M state championship (2022) ... Gatorade Player of the Year (2022) ... Connecticut Player of the Year (2022) ... Top-ranked player coming out of Connecticut according to Perfect Game (No. 40 overall right-handed pitcher in the nation) ... Max Preps All-American (2022) ... Four-time All-State first team (2019-22) ... Southwest Conference MVP (2022) ... Four-time All-Southwest Conference (2019-22) ... 0.38 ERA with 156 strikeouts as a senior ... Competed with Dirtbags Baseball (NIC) on the club circuit ... Perfect Game Tournament All-American (2019) ... Competed in the Prospect Development Pipeline League for USA Baseball

PERSONAL
Son of Sandra and Andrew Scott ... Has two sisters, Allison and Laura, and two brothers, Andrew and Will

SCOTT'S 2024 RUN SUPPORT (STARTS ONLY)												
RUNS SCORED	0	1	2	3	4	5	6	7	8	9	10+	GAMES
SCOTT W-L	0-1	0-0	0-2	1-0	0-1	0-1	1-0	0-0	0-0	0-0	0-0	0
TEAM W-L	0-1	0-0	0-2	1-0	0-1	0-1	1-0	0-0	0-0	0-0	0-0	0

2023 GAME LOG																				
DATE	OPPONENT	GS	QS	DEC	IP	H	R	ER	BB	SO	2B	3B	HR	HBP	SCORE	W-L	SV	ERA	NP	
Feb 18, 2023	at Cal State Fullerton	--	--	W	2.0	0	0	0	3	3	0	0	0	0	7-5	1-0	0	0.00	34	
Feb 24, 2023	Rice	--	--	S	2.0	0	0	0	0	3	0	0	0	0	6-3	1-0	1	0.00	24	
Feb 25, 2023	Rice (G2)	--	--	W	1.2	1	0	0	0	5	0	0	0	0	7-4	2-0	1	0.00	25	
Mar 4, 2023	Cal State Bakersfield	--	--	ND	2.0	0	0	0	0	2	0	0	0	0	8-4	2-0	1	0.00	33	
Mar 11, 2023	at USC (G2)	*	--	ND	3.0	3	4	3	1	5	1	0	1	0	7-0	2-0	1	2.53	72	
Mar 18, 2023	Oregon State	*	\$	W	6.0	5	1	1	1	6	0	0	0	0	8-5	3-0	1	2.16	93	
Mar 26, 2023	Utah	*	\$	W	8.0	3	0	0	3	6	0	0	0	0	5-1	4-0	1	1.46	102	
Apr 1, 2023	at Oklahoma	*	--	ND	4.1	3	2	2	5	1	0	0	0	0	5-6	4-0	1	1.86	81	
Apr 7, 2023	at California	*	--	W	5.2	3	2	2	3	7	0	0	2	0	18-8	5-0	1	2.08	99	
Apr 15, 2023	at #25 Oregon	*	--	L	5.1	8	6	6	1	3	3	0	3	2	1-8	5-1	1	3.15	77	
Apr 22, 2023	Washington	*	--	L	2.1	2	3	3	4	2	0	0	0	0	0-9	5-2	1	3.61	53	
Apr 25, 2023	California	--	--	ND	1.0	0	0	0	0	3	0	0	0	0	6-5	5-2	1	3.53	14	
Apr 29, 2023	UCLA	*	--	L	2.0	2	3	3	4	2	1	0	0	0	6-9	5-3	1	3.97	57	
May 6, 2023	at #20 Arizona State	*	--	ND	1.2	3	4	4	1	1	1	0	1	0	12-11	5-3	1	4.60	40	
May 9, 2023	at Santa Clara	--	--	ND	1.1	1	1	1	1	1	0	0	0	1	20-17	5-3	1	4.66	30	
May 13, 2023	Arizona	--	--	ND	1.0	1	0	0	0	1	0	0	0	0	9-2	5-3	1	4.56	12	
May 14, 2023	Arizona	--	--	ND	2.0	3	2	2	0	1	0	0	1	0	20-21	5-3	1	4.73	29	
May 18, 2023	at Washington State	--	--	ND	4.0	6	1	1	1	2	0	1	0	0	7-6	5-3	1	4.55	50	
May 24, 2023	vs. California	*	--	ND	4.1	6	5	3	2	3	3	0	0	0	18-10	5-3	1	4.68	68	
June 4, 2023	Cal State Fullerton	*	--	ND	2.0	4	4	3	2	2	1	0	1	0	6-5	5-3	1	4.96	48	
June 5, 2023	#25 Texas A&M	*	--	ND	3.0	1	1	1	2	1	0	0	1	0	7-1	5-3	1	4.87	51	
June 10, 2023	Texas	--	--	L	1.0	1	2	0	2	1	0	0	0	0	5-7	5-4	1	4.80	24	
June 12, 2023	Texas	--	--	--	1.0	2	1	1	0	1	1	0	0	0	7-6	5-4	1	4.86	22	
June 19, 2023	vs. #21 Tennessee	--	--	L	0.1	1	2	2	1	0	1	0	0	0	4-6	5-5	1	5.10	14	
Totals	24 Appearances	12	2		67.0	59	44	38	37	62	12	1	10	3	199-169	5-5	1	5.10	1152	

2024 GAME LOG																			
DATE	OPPONENT	GS	QS	DEC	IP	H	R	ER	BB	SO	2B	3B	HR	HBP	SCORE	W-L	SV	ERA	NP
Feb 16, 2024	Cal State Fullerton (G1)	*	--	L	5.1	4	4	3	1	9	3	0	0	1	0-4	0-1	0	5.06	84
Feb 23, 2024	Penn State	*	--	L	4.0	4	4	4	5	7	0	0	2	0	4-15	0-2	0	6.75	95
Mar 1, 2024	at Rice	*	\$	W	6.0	1	1	1	2	12	0	0	1	0	6-2	1-2	0	4.70	94
Mar 8, 2024	at Washington	*	\$	W	7.0	3	1	1	2	9	0	0	1	0	3-2	2-2	0	3.63	99
Mar 15, 2024	USC	*	\$	L	6.2	7	3	3	1	6	1	1	0	1	2-5	2-3	0	3.72	115
Mar 23, 2024	Creighton	*	\$	L	7.0	5	3	3	2	7	2	1	0	0	2-3	2-4	0	3.75	95
Mar 29, 2024	at Utah	*	--	L	4.2	4	5	5	6	6	0	0	1	1	5-7	2-5	0	4.43	99
Totals	7 Appearances	7	4		40.2	28	21	20	19	56	6	2	5	3	22-38	2-5	0	4.43	681

SCOTT VS. WASHINGTON STATE																			
Date	OPPONENT	GS	QS	DEC	IP	H	R	ER	BB	SO	2B	3B	HR	HBP	Score	W-L	SV	ERA	NP
May 18, 2023	at Washington State	--	--	ND	4.0	6	1	1	1	2	0	1	0	0	7-6	0-0	0	2.25	50
Totals	1 Appearance	0			4.0	6	1	1	1	2	0	1	0	0	7-6	0-0	0	2.25	50

CAREER STATS																						
YEAR	ERA	W	L	APP	GS	CG	SHO	CBO	SV	IP	H	R	ER	BB	SO	2B	3B	HR	BF	B/AVG	WP	HBP
2023	5.10	5	5	24	12	0	0	0	1	67.0	59	44	38	37	62	12	1	10	306	.227	13	3
2024	4.43	2	5	7	7	0	0	0	0	40.2	28	21	20	19	56	6	2	5	167	.199	5	3
TOTAL	4.85	7	10	31	19	0	0	0	1	107.2	87	65	58	56	118	18	3	15	473	.217	18	6



42 CHRISTIAN LIM

FR | LHP | 5-10 | 193 | Nashville, Tenn. | Montgomery Bell Acad.

CAREER HIGHS

IP:	70 vs. USC, 3/16/24	HR:	1 (2x), last: at Washington, 3/9/24
H:	6 (2x), last: at Utah, 3/30/24	BB:	2 (4x), last: at Utah, 3/30/24
R:	4 vs. Penn State, 2/24/24	SO:	11 vs. Creighton, 3/24/24
ER:	4 vs. Penn State, 2/24/24	NP:	109 at Utah, 3/30/24

FULL BIO AT [GOSTANFORD.COM](#)

LIM NOTES

Start will be his eighth of the season and of his career ... four quality starts in his last five turns and has allowed two or fewer runs in all but one of those starts (2-0, 1.82 ERA, 29.2 IP, 6 ER, 38 K) ... ranks fourth in the Pac-12 in strikeouts (46).

CAREER ACCOLADES

Two-time Pac-12 Pitcher of the Week (March 4, 2024, March 25, 2024)

AS A FRESHMAN (2024)

First career start came vs. Cal State Fullerton (Feb. 16) ... struck out six over 4 1/3 innings vs. Penn State (Feb. 24) ... named Pac-12 Pitcher of the Week after tossing six shutout innings while allowing three hits with 10 strikeouts to earn his first career victory at Rice (March 2) ... struck out six over 4 1/3 innings in a no-decision at Washington ... tossed a career-best seven innings, allowing one run on three hits with six strikeouts, to earn the victory vs. USC (March 16) ... struck out a career-best 11 batters over 6 1/3 scoreless innings vs. Creighton (March 24) to earn his second career Pac-12 Pitcher of the Week honor ... allowed three runs over six innings with five strikeouts in a no-decision at Utah (March 30)

PRIOR TO STANFORD

2023 graduate of Montgomery Bell Academy in Nashville, Tenn. ... Tennessee State Pitcher of the Year (2023) ... two-time All-State (2022-23) ... three-time All-Region (2021-23) ... ranked No. 5 left-handed pitcher in Tennessee (No. 13 player overall) according to Perfect Game

PERSONAL

Son of Mikyung Kim and Paul Lim ... father played baseball at Yale

2024 GAME LOG

DATE	OPPONENT	GS	QS	DEC	IP	H	R	ER	BB	SO	2B	3B	HR	HBP	SCORE	W-L	SV	ERA	NP
Feb 16, 2024	Cal State Fullerton (G2)	*	--	L	1.2	4	3	3	1	2	4	0	0	0	6-15	0-1	0	16.20	46
Feb 24, 2024	Penn State	*	--	L	4.1	3	4	4	2	6	0	0	1	3	2-13	0-2	0	10.50	86
Mar 2, 2024	at Rice	*	\$	W	6.0	3	0	0	1	10	1	0	0	0	8-2	1-2	0	5.25	97
Mar 9, 2024	at Washington	*	--	ND	4.1	6	2	2	1	6	3	0	1	1	4-2	1-2	0	4.96	78
Mar 16, 2024	USC	*	\$	W	7.0	3	1	1	2	6	0	0	0	0	7-1	2-2	0	3.86	97
Mar 24, 2024	Creighton	*	\$	ND	6.1	3	0	0	2	11	1	1	0	0	2-8	2-2	0	3.03	95
Mar 30, 2024	at Utah	*	\$	ND	6.0	6	3	3	2	5	0	0	0	1	13-6	2-2	0	3.28	109
Totals	7 Appearances	7	4		35.2	28	13	13	11	46	9	1	2	5	42-47	2-2	0	3.28	608

LIM'S 2024 RUN SUPPORT (STARTS ONLY)

RUNS SCORED	0	1	2	3	4	5	6	7	8	9	10+
GAMES	0	0	2	0	1	0	1	1	1	0	1
LIM W-L	0-0	0-0	0-1	0-0	0-0	0-0	0-1	1-0	1-0	0-0	0-0
TEAM W-L	0-0	0-0	0-2	0-0	1-0	0-0	0-1	1-0	1-0	0-0	1-0

CAREER STATS

YEAR	ERA	W	L	APP	GS	CG	SHO	CBO	SV	IP	H	R	ER	BB	SO	2B	3B	HR	BF	B/AVG	WP	HBP	BK	SFA	SHA
2024	3.28	2	2	7	7	0	0	0	0	35.2	28	13	13	11	46	9	1	2	150	.211	1	5	0	1	0
TOTAL	3.28	2	2	7	7	0	0	0	0	35.2	28	13	13	11	46	9	1	2	150	.211	1	5	0	1	0



25 NICK DUGAN

SO | RHP | 6-2 | 202 | Eureka, Calif. | St. Bernard's Academy

CAREER HIGHS

IP:	6.0 vs. #25 Oregon, 5/25/23	HR:	2 (2x), last: at #20 Arizona State, 5/6/23
H:	7 (3x), last: at Rice, 3/3/24	BB:	3 (3x), last: at Rice, 3/3/24
R:	7 (3x), last: at Washington, 3/10/24	SO:	7 (2x), last: at Rice, 3/3/24
ER:	7 (2x), last: at Washington, 3/10/24	NP:	99 (2x), last: at Rice, 3/3/24

FULL BIO AT GOSTANFORD.COM

DUGAN NOTES

Start will be his seventh of the season and 14th of his career ... Stanford is 9-4 and has averaged 11.15 runs per game in his 13 career starts (145 runs) ... has made two appearances out of the bullpen this season, recording a save while tossing five scoreless innings and allowing three hits with one walk and eight strikeouts.

CAREER ACCOLADES

Stanford Regional All-Regional Team (2023)

AS A SOPHOMORE (2024)

Earned the victory in his first start of the year vs. Cal State Fullerton, tossing 5 1/3 innings and allowing a run on five hits with five strikeouts (Feb. 18) ... struck out five over five innings in a victory over Penn State (Feb. 25) ... earned the victory after striking out seven in 5 2/3 innings at Rice (March 3) ... converted second career save after tossing the final two scoreless innings with five strikeouts in a 6-3 victory over Creighton (March 25) ... three scoreless innings of relief iwth three strikeouts at Texas Teach (April 2)

AS A FRESHMAN (2023) • PAC-12 CHAMPIONS

Stanford Regional All-Regional Team ... made 24 appearances, including seven starts, compiling a 1-0 record and a 7.30 ERA over 61 2/3 innings ... struck out 63 hitters to average 9.19 strikeouts per game ... made 10 appearances in Pac-12 play, including one start, striking out 23 batters in 19 innings of work ... appeared in four games, making one start, while accumulating a 1-0 record and a 3.75 ERA over 12 innings pitched during the postseason ... stranded 11 of his 19 inherited runners out of the bullpen ... made first career start in his collegiate debut at Cal State Fullerton (Feb. 19) ... two scoreless innings of relief with three strikeouts vs. Rice (Feb. 25) ... struck out seven while allowing one run over four innings out of the bullpen vs. Washington (April 22) ... limited California to one run on two hits while striking out four over four relief innings (April 25) ... tossed six innings while allowing two runs with four strikeouts vs. Oregon (May 25) ... pitched in both elimination games against Cal State Fullerton and No. 25 Texas A&M during Stanford Regional, tossing 3 2/3 innings in each (June 4) ... earned first career win against the Titans and a save against the Aggies while striking out six against Texas A&M (June 4)

PRIOR TO STANFORD

2022 graduate of St. Bernard's High School in Eureka, Calif. ... Guided St. Bernard's to CIF a Division 5 state championship (2022) ... Rated seventh-best right-handed high school pitcher in California according to Perfect Game (No. 17 overall player in California) ... St. Bernard's Team MVP (2022)

PERSONAL

Son of Susan and Eric Dugan ... Has one brother, Joey

2023 GAME LOG

DATE	OPPONENT	GS	QS	DEC	IP	H	R	ER	BB	SO	2B	3B	HR	HBP	SCORE	W-L	SV	ERA	NP
Feb 19, 2023	at Cal State Fullerton	*	--	ND	0.2	4	5	5	1	1	0	0	1	0	21-13	0-0	0	67.50	36
Feb 21, 2023	California	--	--	ND	1.2	1	2	0	2	2	0	0	0	0	4-8	0-0	0	19.29	35
Feb 25, 2023	Rice	--	--	ND	2.0	2	0	0	1	3	0	0	0	0	7-4	0-0	0	10.38	38
Mar 1, 2023	at Pacific	*	--	ND	2.0	3	1	1	2	1	0	0	0	0	15-5	0-0	0	8.53	35
Mar 5, 2023	Cal State Bakersfield	*	--	ND	4.0	7	4	4	2	6	1	1	0	0	24-9	0-0	0	8.71	79
Mar 11, 2023	at USC	--	--	ND	2.2	1	3	3	3	2	0	0	0	0	7-10	0-0	0	9.00	49
Mar 18, 2023	Oregon State	--	--	ND	2.0	2	2	2	1	2	2	0	0	1	8-5	0-0	0	9.00	39
Mar 27, 2023	Utah	--	--	ND	0.1	3	1	1	0	0	0	0	0	0	16-8	0-0	0	9.39	11
Mar 30, 2023	at Oklahoma	*	--	ND	3.2	6	7	4	2	1	2	0	2	2	23-11	0-0	0	9.47	86
Apr 7, 2023	at California	--	--	ND	0.1	0	0	0	0	0	0	0	0	0	18-8	0-0	0	9.31	2
Apr 10, 2023	#21 Texas Tech	*	--	ND	3.0	6	4	4	1	6	1	0	0	1	6-4	0-0	0	9.67	76
Apr 15, 2023	at #25 Oregon	--	--	ND	1.2	3	2	2	0	2	1	0	0	0	1-8	0-0	0	9.75	29
Apr 22, 2023	Washington	--	--	ND	4.0	2	1	1	2	7	0	0	0	0	0-9	0-0	0	8.68	65
Apr 25, 2023	California	--	--	ND	4.0	2	1	1	1	4	0	0	1	0	6-5	0-0	0	7.88	55
Apr 29, 2023	UCLA	--	--	ND	2.1	1	1	1	2	2	0	0	0	0	6-9	0-0	0	7.60	45
May 6, 2023	at #20 Arizona State	--	--	ND	1.2	5	5	5	2	3	0	0	2	0	12-11	0-0	0	8.50	45
May 9, 2023	at Santa Clara	--	--	ND	3.2	2	2	2	1	3	0	0	1	0	20-17	0-0	0	8.17	56
May 14, 2023	Arizona	*	--	ND	2.0	6	7	7	1	3	1	0	1	1	20-21	0-0	0	9.29	59
May 20, 2023	at Washington State	--	--	ND	2.0	2	0	0	1	2	0	0	0	0	15-5	0-0	0	8.86	27
May 25, 2023	vs. Oregon	--	--	ND	6.0	7	2	2	0	4	0	0	0	0	6-8	0-0	0	8.15	85
Jun 4, 2023	Cal State Fullerton	--	--	W	3.2	3	1	1	1	0	1	0	0	0	6-5	1-0	0	7.76	42
Jun 4, 2023	#25 Texas A&M	--	--	S	3.2	4	0	0	1	6	1	0	0	0	13-5	1-0	1	7.26	68
Jun 12, 2023	Texas	*	--	ND	3.2	5	3	3	1	2	1	0	0	0	7-6	1-0	1	7.27	72
June 17, 2023	vs. #1 Wake Forest	--	--	ND	1.0	2	1	1	1	1	0	0	0	0	2-3	1-0	1	7.30	23
Totals	24 Appearances	7	0		61.2	79	55	50	29	63	11	1	8	5	263-197	1-0	1	7.30	1157

2024 GAME LOG

DATE	OPPONENT	GS	QS	DEC	IP	H	R	ER	BB	SO	2B	3B	HR	HBP	SCORE	W-L	SV	ERA	NP
Feb 18, 2024	Cal State Fullerton	*	--	W	5.1	5	1	1	0	5	0	0	1	0	4-1	1-0	0	1.69	86
Feb 25, 2024	Penn State	*	--	W	5.0	5	4	4	3	5	0	1	1	2	9-5	2-0	0	4.35	99
Mar 3, 2024	at Rice	*	--	W	5.2	7	3	3	3	7	3	0	0	0	4-3	3-0	0	4.50	99
Mar 10, 2024	at Washington	*	--	L	2.1	5	7	7	2	3	3	0	0	1	2-9	3-1	0	7.36	55
Mar 17, 2024	USC	*	--	ND	3.2	4	3	3	2	1	0	0	0	1	8-11	3-1	0	7.36	63
Mar 25, 2024	Creighton	--	--	S	2.0	1	0	0	1	5	1	0	0	1	6-3	3-1	1	6.75	45
Mar 28, 2024	at Utah	*	--	L	5.0	6	3	2	1	2	0	1	0	1	2-3	3-2	1	6.21	90
Apr 2, 2024	at Texas Tech	--	--	ND	3.0	2	0	0	0	3	0	0	0	0	12-15	3-2	1	5.62	39
Totals	8 Appearances	6	0		32.0	35	21	20	12	31	7	2	2	6	47-50	3-2	1	5.62	576

DUGAN'S 2024 RUN SUPPORT (STARTS ONLY)

RUNS SCORED	0	1	2	3	4	5	6	7	8	9	10+
GAMES	0	0	2	0	2	0	0	0	1	1	0
DUGAN W-L	0-0	0-0	0-2	0-0	2-0	0-0	0-0	0-0	0-0	1-0	0-0
TEAM W-L	0-0	0-0	0-2	0-0	2-0	0-0	0-0	0-0	0-1	1-0	0-0

DUGAN VS. WASHINGTON STATE

Date	OPPONENT	GS	QS	DEC	IP	H	R	ER	BB	SO	2B	3B	HR	HBP	Score	W-L	SV	ERA	NP
May 20, 2023	at Washington State	--	--	ND	2.0	2	0	0	1	2	0	0	0	0	15-5	0-0	0	0.00	27
Totals	1 Appearance	0			2.0	2	0	0	1	2	0	0	0	0	15-5	0-0	0	0.00	27

CAREER STATS

YEAR	ERA	W	L	APP	GS	CG	SHO	CBO	SV	IP	H	R	ER	BB	SO	2B	3B	HR	BF	B/AVG	WP	HBP	BK	SFA	SHA
2023	7.30	1	0	24	7	0	0	0	1	61.2	79	55	50	29	63	11	1	8	295	.312	10	5	1	4	4
2024	5.62	3	2	8	6	0	0	0	1	32.0	35	21	20	12	31	7	2	2	146	.278	1	6	0	1	1
TOTAL	6.73	4	2	32	13	0	0	0	2	93.2	114	76	70	41	94	18	3	10	441	.301	11	11	1	5	5

STARTING PITCHER SUMMARY

STARTER	LAST START (DEC-IP-H-R-ER-HR-BB-K)	GS	QS	TM	W-L	R	R/G	SUPPORT HIGH	SUPPORT LOW
Nick Dugan	3/28 at Utah (L-5.0-6-3-2-0-1-2)	6	0	3-3	29	4.83	9, 2/25 vs. Penn State	2 (2x), last: 3/28 at Utah	
Nathan Fleischli	2/19 vs. UNLV (ND-1.0-3-4-4-0-1-0)	1	0	0-1	8	8.00	8, 2/19 vs. UNLV	8, 2/19 vs. UNLV	
Aidan Keenan	4/1 at Texas Tech (ND-1.0-1-1-1-0-3-0)	2	0	0-2	9	4.50	9, 4/1 at Texas Tech	0, 3/5 at California	
Christian Lim	3/30 at Utah (ND-6.0-6-3-3-0-2-5)	7	4	4-3	42	6.00	13, 3/30 at Utah	2 (2x), last: 3/24 vs. Creighton	
Trevor Moore	2/26 vs. San Jose State (ND-4.2-4-3-0-0-1-4)	1	0	1-0	9	9.00	9, 2/26 vs. San Jose State	9, 2/26 vs. San Jose State	
Matt Scott	3/29 at Utah (L-4.2-4-5-5-1-6-6)	7	4	2-5	22	3.14	6, 3/1 at Rice	0, 2/16 vs. Cal State Fullerton	
Joey Volchko	4/2 at Texas Tech (L-21-7-9-9-2-5-1)	2	0	1-1	18	9.00	12, 4/2 at Texas Tech	6, 3/25 vs. Creighton	
TOTALS	7-11 RECORD	26	8	11-15	137	5.27			

BULLPEN SUMMARY (RELIEF APPEARANCES ONLY)

STARTER	LAST APP (DEC-IP-H-R-ER-HR-BB-K)	R/RS
Jaden Bruno	2/23 vs. Penn State (ND-1.0-1-0-0-0-2-2)	0/0
Nick Dugan	4/2 at Texas Tech (ND-3.0-2-0-0-0-0-3)	0/0
Nathan Fleischli	4/2 at Texas Tech (ND-0.0-0-2-2-0-2-0)	3/3
Aidan Keenan	3/10 at Washington (ND-1.2-0-0-0-0-0-3-1)	2/1
Trevor Moore	4/2 at Texas Tech (ND-1.2-2-1-1-0-1-1)	13/9
Gavin Nalu	2/23 vs. Penn State (ND-0.1-0-3-3-0-2-1)	0/0
Toran O'Harran	4/2 at Texas Tech (ND-1.0-2-3-3-1-1-1)	18/3
Ben Reimers	4/1 at Texas Tech (ND-5.0-1-1-1-1-2-4)	14/11
Ryan Speshyock	4/1 at Texas Tech (ND-2.0-3-5-5-2-2-2)	9/3
Kassius Thomas	4/1 at Texas Tech (L-2.0-6-3-3-0-1-4)	9/4
Joey Volchko	3/29 at Utah (ND-1.0-1-0-0-0-1-0)	9/4
TOTALS	4-4 RECORD, 6 SAVE	77/38

STARTING PITCHERS GAME LOG

# OF STARTERS USED	QS	ERA	W-L	IP	H	R	ER	HR	BB	SO
7 Dugan, Fleischli, Keenan, Lim T. Moore, Scott, Volchko	8	5.48	7-11	118.1	106	77	72	11	57	141

STARTER	DATE	OPPONENT	QS	DEC	IP	H	R	ER	HR	BB	SO
Matt Scott	2/16	Cal State Fullerton (G1)	--	L	5.1	4	4	3	0	1	9
Christiam Lim	2/16	Cal State Fullerton (G2)	--	L	1.2	4	3	3	0	1	2
Nick Dugan	2/18	Cal State Fullerton	--	W	5.1	5	1	1	1	0	5
Nathan Fleischli	2/19	UNLV	--	ND	1.0	3	4	4	0	1	0
Matt Scott	2/23	Penn State	--	L	4.0	4	4	4	2	5	7
Christian Lim	2/24	Penn State	--	L	4.1	3	4	4	1	2	6
Nick Dugan	2/25	Penn State	--	W	5.0	5	4	4	1	3	5
Trevor Moore	2/26	San Jose State	--	ND	4.2	4	3	0	0	1	4
Matt Scott	3/1	at Rice	*	W	6.0	1	1	1	1	2	12
Christian Lim	3/2	at Rice	*	W	6.0	3	0	0	0	1	10
Nick Dugan	3/3	at Rice	--	W	5.2	7	3	3	0	3	7
Aidan Keenan	3/5	at California	--	L	2.0	1	3	3	0	3	4
Matt Scott	3/8	at Washington	*	W	7.0	3	1	1	1	2	9
Christian Lim	3/9	at Washington	--	ND	4.1	6	2	2	1	1	6
Nick Dugan	3/10	at Washington	--	L	2.1	5	7	7	0	2	3
Matt Scott	3/15	USC	*	L	6.2	7	3	3	0	1	6
Christian Lim	3/16	USC	*	W	7.0	3	1	1	0	2	6
Nick Dugan	3/17	USC	--	ND	3.2	4	3	3	0	2	1
Matt Scott	3/23	Creighton	*	L	7.0	5	3	3	0	2	7
Christian Lim	3/24	Creighton	*	ND	6.1	3	0	0	0	2	11
Joey Volchko	3/25	Creighton	--	ND	4.0	2	2	2	0	3	7
Nick Dugan	3/28	at Utah	--	L	5.0	6	3	2	0	1	2
Matt Scott	3/29	at Utah	--	L	4.2	4	5	5	1	6	6
Christian Lim	3/30	at Utah	*	ND	6.0	6	3	3	0	2	5
Aidan Keenan	4/1	at Texas Tech	--	ND	1.0	1	1	1	0	3	0
Joey Volchko	4/2	at Texas Tech	--	L	2.1	7	9	9	2	5	1

BULLPEN GAME LOG

BULLPEN TOTALS	ERA	W-L-S	IP	H	R	ER	HR	BB	SO
	6.53	4-4-6	111.2	112	87	81	13	79	116

# RELIEVERS	DATE	OPPONENT	DEC	IP	H	R	ER	HR	BB	SO
3	2/16	Cal State Fullerton (G1)	ND	3.2	1	0	0	0	0	7
5	2/16	Cal State Fullerton (G2)	ND	7.1	11	12	12	2	5	11
4	2/18	Cal State Fullerton	S	3.2	2	0	0	0	4	3
4	2/19	UNLV	L	8.0	13	6	6	0	3	7
5	2/23	Penn State	ND	5.0	9	11	11	0	12	7
2	2/24	Penn State	ND	2.2	8	9	9	2	0	2
2	2/25	Penn State	ND	4.0	2	1	1	0	6	4
3	2/26	San Jose State	W	4.1	4	1	1	1	0	4
3	3/1	at Rice	S	3.0	1	1	1	0	7	3
2	3/2	at Rice	ND	3.0	1	2	2	1	2	3
2	3/3	at Rice	S	3.1	0	0	0	0	2	3
3	3/5	at California	ND	6.0	3	2	0	0	2	7
2	3/8	at Washington	S	2.0	3	1	1	0	1	2
2	3/9	at Washington	WS	4.2	1	0	0	0	0	6
4	3/10	at Washington	ND	5.2	5	2	2	0	9	3
1	3/15	USC	ND	2.1	1	2	2	0	3	2
1	3/16	USC	ND	2.0	1	0	0	0	1	0
5	3/17	USC	L	5.1	8	8	4	1	4	6
1	3/23	Creighton	ND	2.0	1	0	0	0	0	1
3	3/24	Creighton	L	2.2	8	8	8	0	3	2
2	3/25	Creighton	WS	5.0	3	1	1	0	1	9
2	3/28	at Utah	ND	3.0	0	0	0	0	1	2
3	3/29	at Utah	ND	3.1	4	2	2	0	3	3
2	3/30	at Utah	W	5.0	6	3	3	1	1	4
3	4/1	at Texas Tech	L	9.0	10	9	9	4	5	10
4	4/2	at Texas Tech	ND	5.2	6	6	6	1	4	5

PITCHERS' CAREER APPEARANCES

#23 JADEN BRUNO													#26 SAM GAREWAL (PLAYED 2023 SEASON AT NORTHWESTERN)													
2024	OPPONENT	GS	DEC	IP	H	R	ER	HR	BB	SO	BF	NP	2023	OPPONENT	GS	DEC	IP	H	R	ER	HR	BB	SO	BF	NP	
2/23	Penn State	--	ND	1.0	1	0	0	0	2	2	6	23	2/19	at Texas State	--	ND	1.1	6	7	6	1	2	2	11	48	
#25 NICK DUGAN													2/25	at Presbyterian	--	ND	2.1	3	1	1	0	3	3	12	--	
2023	OPPONENT	GS	DEC	IP	H	R	ER	HR	BB	SO	BF	NP	3/5	at Louisiana Tech	--	L	1.0	2	5	5	0	3	0	10	--	
2/19	at Cal State Fullerton	*	ND	0.2	4	5	5	1	1	1	7	36	3/10	at Saint Louis	*	ND	3.0	2	2	2	1	1	1	11	--	
2/21	California	--	ND	1.2	1	2	0	0	2	2	9	35	3/20	at Butler	*	L	3.2	5	3	1	0	2	3	20	--	
2/25	Rice (G2)	--	ND	2.0	2	0	0	0	1	3	8	38	3/25	at Houston	--	ND	1.0	0	0	0	0	0	1	3	13	
3/1	at Pacific	*	ND	2.0	3	1	1	0	2	1	10	35	4/2	at Purdue	*	ND	4.0	2	3	0	0	1	3	16	52	
3/5	Cal State Bakersfield	*	ND	4.0	7	4	4	0	2	6	19	79	4/8	Illinois	--	ND	4.1	3	3	1	0	2	5	18	55	
3/11	at USC	--	ND	2.2	1	3	3	0	3	2	12	49	4/14	at Nebraska	--	L	0.2	4	5	4	1	0	0	8	25	
3/18	Oregon State	--	ND	2.0	2	2	2	0	1	2	10	39	4/18	at NIU	*	ND	3.0	2	0	0	0	0	4	11	39	
3/27	Utah	--	ND	0.1	3	1	1	0	0	0	4	11	4/23	Rutgers	--	ND	3.0	2	1	1	1	2	1	13	50	
3/30	at Oklahoma	*	ND	3.2	6	7	4	2	2	1	22	86	4/29	at Michigan State	*	L	5.0	7	6	6	2	1	4	22	81	
4/7	at California	--	ND	0.1	0	0	0	0	0	0	1	2	5/6	Indiana	*	ND	6.1	4	0	0	0	0	7	24	86	
4/10	#21 Texas Tech	*	ND	3.0	6	4	4	0	1	6	17	76	5/13	at Michigan	*	ND	5.1	5	2	2	1	2	10	23	92	
4/15	at #25 Oregon	--	ND	1.2	3	2	2	0	0	2	8	29	5/19	Iowa	*	ND	5.0	4	2	2	0	0	4	21	93	
4/22	Washington	--	ND	4.0	2	1	1	0	2	7	17	65														
4/25	California	--	ND	4.0	2	1	1	1	1	4	15	55	2024	OPPONENT	GS	DEC	IP	H	R	ER	HR	BB	SO	BF	NP	
4/29	UCLA	--	ND	2.1	1	1	1	0	2	2	9	45	#24 AIDAN KEENAN													
5/6	at #20 Arizona State	--	ND	1.2	5	5	5	2	2	3	12	45	2024	OPPONENT	GS	DEC	IP	H	R	ER	HR	BB	SO	BF	NP	
5/9	at Santa Clara	--	ND	3.2	2	2	2	1	1	3	14	56	2/16	Cal State Fullerton (G2)	--	ND	1.0	2	1	1	1	0	2	5	17	
5/14	Arizona	*	ND	2.0	6	7	7	1	1	3	14	59	2/18	Cal State Fullerton	--	S	1.0	0	0	0	0	1	0	4	13	
5/20	at Washington State	--	ND	2.0	2	0	0	0	1	2	8	27	3/5	at California	*	L	2.0	1	3	3	0	3	4	10	44	
5/25	vs. Oregon	--	ND	6.0	7	2	2	0	0	4	25	85	3/10	at Washington	--	ND	1.2	0	0	0	0	3	1	8	34	
6/4	Cal State Fullerton	--	W	3.2	3	1	1	0	1	0	15	42	4/1	at Texas Tech	*	ND	1.0	1	1	1	0	3	0	8	40	
6/4	#25 Texas A&M	--	S	3.2	4	0	0	0	1	6	16	68														
6/12	Texas	*	ND	3.2	5	3	3	0	1	2	17	72	#42 CHRISTIAN LIM													
6/17	vs. #1 Wake Forest	--	ND	1.0	2	1	1	0	1	1	6	23	2024	OPPONENT	GS	DEC	IP	H	R	ER	HR	BB	SO	BF	NP	
#2024													2/16	Cal State Fullerton (G2)	*	L	1.2	4	3	3	0	1	2	10	46	
2024	OPPONENT	GS	DEC	IP	H	R	ER	HR	BB	SO	BF	NP	2/24	Penn State	*	L	4.1	3	4	4	1	2	6	22	86	
2/18	Cal State Fullerton	*	W	5.1	5	1	1	1	0	5	21	86	3/2	at Rice	*	W	6.0	3	0	0	0	1	10	22	97	
2/25	Penn State	*	W	5.0	5	4	4	1	3	5	23	99	3/9	at Washington	*	ND	4.1	6	2	2	1	1	6	21	78	
3/3	at Rice	*	W	5.2	7	3	3	0	3	7	27	99	3/16	USC	*	W	7.0	3	1	1	0	2	6	25	97	
3/10	at Washington	*	L	2.1	5	7	7	0	2	3	15	55	3/24	Creighton	*	ND	6.1	3	0	0	0	2	11	23	95	
3/17	USC	*	ND	3.2	4	3	3	0	2	1	18	63	3/30	at Utah	*	ND	6.0	6	3	3	0	2	5	27	109	
3/25	Creighton	--	S	2.0	1	0	0	0	1	5	9	45	#34 TREVOR MOORE													
3/28	at Utah	*	L	5.0	6	3	2	0	1	2	22	90	2023	OPPONENT	GS	DEC	IP	H	R	ER	HR	BB	SO	BF	NP	
4/2	at Texas Tech	--	ND	3.0	2	0	0	0	0	3	11	39	2/17	at Cal State Fullerton	--	ND	1.0	2	1	1	0	0	2	5	16	
#20 NATHAN FLEISCHLI													2/19	at Cal State Fullerton	--	ND	0.0	0	0	0	0	2	0	3	15	
2020	OPPONENT	GS	DEC	IP	H	R	ER	HR	BB	SO	BF	NP	3/1	at Pacific	--	ND	0.2	2	2	2	0	1	1	5	21	
2/15	Cal State Fullerton	--	ND	3.0	4	2	2	0	0	1	13	34	3/7	Santa Clara	*	L	1.0	0	1	1	0	1	0	5	25	
2/18	at Santa Clara	--	ND	1.0	0	0	0	0	0	0	3	6	4/11	#21 Texas Tech	--	ND	1.2	2	3	3	1	2	2	9	37	
2/22	vs. #6 Texas Tech	--	ND	1.0	2	0	0	0	0	1	4	12	4/29	UCLA	--	ND	0.1	1	0	0	0	1	1	3	16	
2/23	vs. Tennessee	--	ND	1.0	1	1	0	0	2	2	7	32	5/9	at Santa Clara	--	ND	1.0	1	1	1	0	2	2	7	32	
2/28	Grand Canyon	--	ND	3.0	1	0	0	0	2	2	12	42	5/26	vs. Arizona	--	ND	1.0	1	1	0	0	1	0	6	28	
3/1	Grand Canyon	--	ND	0.2	0	0	0	0	2	1	4	16	#2024													
3/6	Kansas State	*	ND	1.2	1	1	0	0	0	0	6	19	2/16	Cal State Fullerton (G2)	--	ND	2.0	5	4	4	1	1	3	12	56	
3/8	Kansas State	*	ND	2.2	0	0	0	0	0	1	9	27	2/19	UNLV	--	ND	2.0	8	3	3	0	0	4	13	44	
#2021													2/23	Penn State	--	ND	2.0	6	6	6	0	3	2	15	53	
2021	OPPONENT	GS	DEC	IP	H	R	ER	HR	BB	SO	BF	NP	2/26	San Jose State	*	ND	4.2	4	3	0	0	1	4	20	70	
2/27	Santa Clara	--	ND	1.1	1	1	1	0	1	1	6	20	3/2	at Rice	--	ND	2.0	0	0	0	0	1	2	7	25	
2/28	at Santa Clara	--	ND	1.0	0	0	0	0	0	0	3	11	3/5	at California	--	ND	2.0	0	0	0	0	1	2	7	23	
3/7	at San Francisco	--	ND	0.1	0	3	3	0	2	0	4	15	3/9	at Washington	--	W	3.2	0	0	0	0	0	4	11	49	
3/13	UC Irvine (G2)	--	ND	1.0	0	0	0	0	0	1	3	8	3/17	USC	--	ND	2.2	4	2	0	0	0	2	12	36	
#2022													3/23	Creighton	--	ND	2.0	1	0	0	0	0	1	8	26	
2022	OPPONENT	GS	DEC	IP	H	R	ER	HR	BB	SO	BF	NP	3/25	Creighton	--	W	3.0	2	1	1	0	0	4	12	39	
4/5	Saint Mary's	--	ND	1.2	1	0	0	0	1	2	7	20	3/28	at Utah	--	ND	1.0	0	0	0	0	0	3	16		
4/10	Arizona State	--	ND	1.0	3	2	2	0	0	1	5	23	3/30	at Utah	--	ND	1.2	6	3	3	1	0	2	11	34	
4/12	San Francisco	--	ND	0.2	2	1	1	0	1	2	6	20	4/2	at Texas Tech	--	ND	1.2	2	1	1	0	1	1	8	36	
4/22	vs. Grand Canyon	--	ND	1.0	0	0	0	0	1	0	4	14	#50 GAVIN NALU													
5/1	at Washington	--	ND	1.2	1	1	1	0	1	1	7	33	2024	OPPONENT	GS	DEC	IP	H	R	ER	HR	BB	SO	BF	NP	
5/3	UC Davis	--	ND	0.2	3	3	3	0	2	0	7	36	2/19	UNLV	--	ND	1.0	1	0	0	0	1	0	6	21	
5/10	at San Francisco	--	ND	0.2	2	1	1	0	0	0	4	9	2/23	Penn State	--	ND	0.1	0	3	3	0	2	1	4	17	
6/4	#13 Texas State	--	ND	1.0	0	0	0	0	0	1	3	11	#2024													
6/11	Connecticut	--	ND	2.0	3	2	2	0	0	2	9	29	2/16	Cal State Fullerton (G1)	--	ND	1.0	0	0	0	0	0	1	3	10	
6/18	vs. #23 Arkansas	--	ND	1.0	2	2	2	0	1	1	6	19	2/19	UNLV	*	ND	1.0	3	4	4	0	1	0	8	30	
#2024													2/24	Penn State	--	ND	1.0	2	3	3	0	0	1	6	17	
2024	OPPONENT	GS	DEC	IP	H	R	ER	HR	BB	SO	BF	NP	4/2	at Texas Tech	--	ND	0.0	0	2	2	0	2	0	3	14	
2/16	Cal State Fullerton (G1)	--	ND	1.0	0	0	0	0	0	1	3	10	#2024													
2/19	UNLV	*	ND	1.0	3	4	4	0	1	0	8	30	2024	OPPONENT	GS	DEC	IP	H	R	ER	HR	BB	SO	BF	NP	
2/24	Penn State	--	ND	1.0	2																					

#12 TORAN O'HARRAN

2023	OPPONENT	GS	DEC	IP	H	R	ER	HR	BB	SO	BF	NP
2/19	at Cal State Fullerton	--	ND	0.1	0	1	1	0	0	1	2	12
2/21	California	*	L	1.0	4	4	1	2	1	8	28	
3/7	Santa Clara	--	ND	2.0	0	0	0	0	3	5	9	46
4/2	at Oklahoma	--	ND	0.1	0	0	0	0	0	1	1	6
4/11	#21 Texas Tech	--	ND	0.2	1	2	2	0	1	1	4	23
4/15	at #25 Oregon	--	ND	1.0	0	0	0	0	0	1	4	13
4/18	Sacramento State	--	ND	2.0	3	3	1	0	3	3	13	54
4/22	Washington	--	ND	0.1	2	1	1	0	1	0	4	19
4/25	California	--	W	1.0	1	0	0	0	0	0	4	8
4/29	UCLA	--	ND	2.2	2	2	2	1	1	4	12	54
5/9	at Santa Clara	--	ND	0.0	2	2	2	0	1	0	4	13
5/14	Arizona	--	ND	2.2	2	2	2	0	3	3	13	54
5/19	at Washington State	--	ND	0.1	0	0	0	0	0	1	1	4
5/20	at Washington State	--	ND	1.0	2	1	1	1	0	2	5	21
5/24	vs. California	--	ND	0.2	2	4	4	1	2	1	6	24
5/25	vs. Oregon	--	ND	0.2	0	1	1	0	2	1	4	21
6/3	#25 Texas A&M	--	ND	0.1	0	1	1	0	1	0	2	10
2024	OPPONENT	GS	DEC	IP	H	R	ER	HR	BB	SO	BF	NP
2/16	Cal State Fullerton (G2)	--	ND	1.2	2	1	1	0	1	3	8	40
2/18	Cal State Fullerton	--	ND	0.2	0	0	0	0	0	2	2	12
2/25	Penn State	--	ND	2.0	1	0	0	0	3	3	10	54
3/1	at Rice	--	S	1.2	0	0	0	0	2	2	7	28
3/3	at Rice	--	S	1.1	0	0	0	0	0	1	4	13
3/8	at Washington	--	S	1.1	1	0	0	0	1	1	6	21
3/9	at Washington	--	S	1.0	1	0	0	0	0	2	5	23
3/17	USC	--	L	0.2	1	1	1	0	2	0	6	28
3/24	Creighton	--	L	1.0	3	5	5	0	2	0	8	30
3/28	at Utah	--	ND	2.0	0	0	0	0	1	2	7	38
3/30	at Utah	--	W	3.1	0	0	0	0	1	2	11	37
4/2	at Texas Tech	--	ND	1.0	2	3	3	1	1	1	6	30

#37 TOMMY O'ROURKE

2021	OPPONENT	GS	DEC	IP	H	R	ER	HR	BB	SO	BF	NP
3/13	UC Irvine (G2)	--	ND	1.0	0	0	0	0	0	1	3	16
3/14	UC Irvine	--	ND	0.1	1	2	2	0	1	0	3	13
3/20	Utah	--	ND	1.1	1	0	0	0	1	1	6	21
3/27	Fresno State	--	ND	2.0	0	0	0	0	3	3	9	39
4/1	at Washington State	--	ND	1.0	0	0	0	0	0	2	3	10
4/2	at Washington State	--	ND	0.1	0	0	0	0	0	1	1	5
4/6	California	--	ND	1.2	0	0	0	0	2	3	7	29
4/10	#17 UCLA	--	ND	1.2	0	0	0	0	0	2	5	22
4/11	#17 UCLA	--	ND	1.1	2	1	1	0	1	1	6	25
4/14	Pacific	--	ND	1.0	0	0	0	0	0	1	3	16
4/16	at Arizona State	--	ND	0.1	0	0	0	0	0	0	1	3
4/17	at Arizona State	--	W	1.2	1	0	0	0	2	1	8	27
4/28	at Pacific	--	ND	0.0	1	2	2	0	0	1	3	3
5/1	at USC	--	ND	0.2	0	0	0	0	0	0	1	9
5/2	at USC	--	ND	0.1	1	0	0	0	1	0	3	14
5/7	#9 Arizona	--	ND	3.0	0	0	0	0	1	4	10	39
5/9	#9 Arizona	--	ND	0.1	2	2	2	0	0	0	3	11
5/11	San Jose State	--	ND	1.2	2	0	0	0	2	1	9	39
5/15	at California	--	ND	0.1	1	0	0	0	0	0	2	7
5/17	California	--	ND	1.0	0	0	0	0	1	1	5	20
5/23	at #13 Oregon	--	ND	1.1	0	2	2	0	3	1	7	32
5/28	Oregon State	--	ND	1.0	0	0	0	0	0	1	3	9
5/29	Oregon State	--	ND	0.1	3	2	1	0	0	0	5	21
6/6	#17 UC Irvine	--	ND	0.2	1	0	0	0	0	0	3	16
6/7	#17 UC Irvine	--	ND	0.0	0	1	1	0	2	0	2	10

2022 OPPONENT

GS	DEC	IP	H	R	ER	HR	BB	SO	BF	NP
--	ND	0.1	1	0	0	0	1	1	3	12
--	ND	1.0	0	0	0	0	0	0	3	8
--	ND	2.0	0	0	0	0	0	4	5	18
--	L	1.0	1	1	0	0	0	2	6	22
--	ND	1.0	1	1	0	0	0	2	4	15
--	ND	1.0	0	0	0	0	0	3	12	
--	L	0.2	1	1	1	1	2	2	5	28
--	ND	0.1	0	1	1	0	1	0	2	7
--	L	0.2	2	1	0	0	0	5	23	
--	ND	0.0	0	1	1	0	1	0	1	5
--	ND	1.0	1	0	0	0	0	2	4	14
--	ND	1.0	2	0	0	0	2	2	6	28
--	ND	3.1	1	0	0	0	0	3	13	55
--	W	1.0	2	0	0	0	0	5	13	
--	ND	1.0	2	1	1	0	0	2	5	23
--	L	2.0	2	1	0	0	3	8	34	
--	ND	2.0	2	2	2	0	1	3	11	39
--	L	1.0	2	2	2	2	0	1	5	12
--	ND	2.0	2	1	1	0	0	2	9	35
--	ND	0.1	0	0	0	0	0	0	1	6
--	ND	0.1	0	0	0	0	0	0	1	5
--	ND	0.0	1	0	0	0	0	0	2	6
--	ND	0.1	0	3	3	0	3	0	4	20
*	W	2.0	1	0	0	0	0	0	6	20
--	ND	1.0	2	1	1	0	0	1	5	15
--	ND	0.2	1	0	0	0	2	1	5	22
*	ND	3.0	1	1	1	0	1	4	11	42
--	W	1.0	4	2	2	0	0	0	9	29
--	ND	1.1	0	0	0	0	2	0	6	24
--	ND	0.1	2	0	0	0	0	0	3	10

2024 OPPONENT

GS	DEC	IP	H	R	ER	HR	BB	SO	BF	NP
--	ND	2.1	2	3	3	0	1	3	12	40
--	L	2.0	2	2	2	0	1	1	9	34
--	ND	1.0	1	0	0	0	1	1	5	17
--	W	2.1	3	1	1	1	0	3	10	39
--	ND	1.0	1	2	2	1	1	1	5	21
--	ND	2.2	2	0	0	0	3	1	12	48
--	ND	1.1	3	3	3	1	2	2	9	34
--	ND	0.1	4	3	3	0	0	0	5	11
--	ND	5.0	1	1	1	1	2	4	18	69

#40 BEN REIMERS

2024	OPPONENT	GS	DEC	IP	H	R	ER	HR	BB	SO	BF	NP
2/16	Cal State Fullerton (G2)	--	ND	2.1	2	3	3	0	1	3	12	40
2/19	UNLV	--	L	2.0	2	2	2	0	1	1	9	34
2/23	Penn State	--	ND	1.0	1	0	0	0	1	1	5	17
2/26	San Jose State	--	W	2.1	3	1	1	1	0	3	10	39
3/2	at Rice	--	ND	1.0	1	2	2	1	1	1	5	21
3/10	at Washington	--	ND	2.2	2	0	0	0	3	1	12	48
3/17	USC	--	ND	1.1	3	3	3	1	2	2	9	34
3/24	Creighton	--	ND	0.1	4	3	3	0	0	0	5	11
4/1	at Texas Tech	--	ND	5.0	1	1	1	1	2	4	18	69

#28 MATT SCOTT												
2023	OPPONENT	GS	DEC	IP	H	R	ER	HR	BB	SO	BF	NP
2/18	at Cal State Fullerton	--	W	2.0	0	0	0	0	3	3	9	34
2/24	Rice	--	S	2.0	0	0	0	0	0	3	6	24
2/25	Rice (G2)	--	W	1.2	1	0	0	0	0	5	6	25
3/4	Cal State Bakersfield	--	ND	2.0	0	0	0	0	0	2	8	33
3/11	at USC	*	ND	3.0	3	4	3	1	1	5	14	72
3/18	Oregon State	*	W	6.0	5	1	1	0	1	6	25	93
3/26	Utah	*	W	8.0	3	0	0	0	3	6	28	102
4/1	at Oklahoma	*	ND	4.1	3	2	2	0	5	1	21	81
4/7	at California	*	W	5.2	3	2	2	2	3	7	25	99
4/15	at #25 Oregon	*	L	5.1	8	6	6	3	1	3	27	77
4/22	Washington	*	L	2.1	2	3	3	0	4	2	14	53
4/25	California	--	ND	1.0	0	0	0	0	0	3	3	14
4/29	UCLA	*	L	2.0	2	3	3	0	4	2	12	57
5/6	at #20 Arizona State	*	ND	1.2	3	4	4	1	1	1	9	40
5/9	at Santa Clara	--	ND	1.1	1	1	1	0	1	1	7	30
5/13	Arizona	--	ND	1.0	1	0	0	0	0	1	4	12
5/14	Arizona	--	ND	2.0	3	2	2	1	0	1	9	29
5/18	at Washington State	--	ND	4.0	6	1	1	0	1	2	17	50
5/24	vs. California	*	ND	4.1	6	5	3	0	2	3	22	68
6/4	Cal State Fullerton	*	ND	2.0	4	4	3	1	2	2	13	48
6/5	#25 Texas A&M	*	ND	3.0	1	1	1	1	2	1	12	51
6/10	Texas	--	L	1.0	1	2	0	0	2	1	7	24
6/12	Texas	--	ND	1.0	2	1	1	0	0	1	5	22
6/19	vs. #21 Tennessee	--	L	0.1	1	2	2	0	1	0	3	14

2024	OPPONENT	GS	DEC	IP	H	R	ER	HR	BB	SO	BF	NP
2/16	Cal State Fullerton (G1)	*	L	5.1	4	4	3	0	1	9	22	84
2/23	Penn State	*	L	4.0	4	4	4	2	5	7	20	95
3/1	at Rice	*	W	6.0	1	1	1	1	2	12	21	94
3/8	at Washington	*	W	7.0	3	1	1	0	2	9	25	99
3/15	USC	*	L	6.2	7	3	3	0	1	6	28	115
3/23	Creighton	*	L	7.0	5	3	3	0	2	7	26	95
3/29	at Utah	*	L	4.2	4	5	5	1	6	6	25	99

#30 RYAN SPESHYOCK												
2024	OPPONENT	GS	DEC	IP	H	R	ER	HR	BB	SO	BF	NP
2/16	Cal State Fullerton (G2)	--	ND	0.1	0	3	3	0	2	0	4	18
2/19	UNLV	--	ND	3.0	2	1	1	0	1	2	14	54
2/23	Penn State	--	ND	0.2	1	2	2	0	4	1	7	30
2/26	San Jose State	--	ND	1.0	0	0	0	0	0	1	7	29
3/5	at California	--	ND	1.0	0	0	0	0	0	1	3	11
3/10	at Washington	--	ND	1.1	3	2	2	0	2	1	8	41
3/29	at Utah	--	ND	2.0	1	0	0	0	0	3	7	24
4/1	at Texas Tech	--	ND	2.0	3	5	5	2	2	2	10	58

#38 JACK SVINTH												
2024	OPPONENT	GS	DEC	IP	H	R	ER	HR	BB	SO	BF	NP
#18 KASSIUS THOMAS (PLAYED 2023 SEASON AT DUKE)												
2023	OPPONENT	GS	DEC	IP	H	R	ER	HR	BB	SO	BF	NP
2/24	Baylor	--	ND	1.0	0	0	0	0	1	3	4	18
3/4	Princeton	--	ND	1.0	0	0	0	0	0	2	4	13
3/8	Northeastern	--	ND	1.0	1	0	0	0	1	2	4	21
3/15	vs. Presbyterian College	--	ND	0.1	0	0	0	0	3	1	4	22
4/11	Davidson	--	ND	1.0	0	0	0	0	0	3	3	16
4/25	at #9 Campbell	*	ND	1.0	3	2	2	0	3	0	8	35

2024	OPPONENT	GS	DEC	IP	H	R	ER	HR	BB	SO	BF	NP
2/16	Cal State Fullerton (G1)	--	ND	1.2	1	0	0	0	0	4	6	29
2/18	Cal State Fullerton	--	ND	1.2	1	0	0	0	1	1	7	27
2/24	Penn State	--	ND	1.2	6	6	6	2	0	1	12	44
2/26	San Jose State	--	ND	1.0	1	0	0	0	0	0	3	9
3/1	at Rice	--	ND	1.0	0	0	0	0	3	0	5	24
3/3	at Rice	--	ND	2.0	0	0	0	0	2	2	9	41
3/8	at Washington	--	ND	0.2	2	1	1	0	0	1	5	17
3/16	USC	--	ND	2.0	1	0	0	0	1	0	9	31
3/17	USC	--	ND	0.1	0	2	1	0	0	1	3	9
3/24	Creighton	--	ND	1.1	1	0	0	0	1	2	6	29
3/29	at Utah	--	ND	0.1	2	2	2	0	2	0	5	15
4/1	at Texas Tech	--	L	2.0	6	3	3	1	1	4	13	60

#36 TY UBER												
2022	OPPONENT	GS	DEC	IP	H	R	ER	HR	BB	SO	BF	NP
2/18	Cal State Fullerton	--	ND	2.0	1	0	0	0	0	1	7	27
2/22	Santa Clara	*	W	4.0	2	0	0	0	1	5	14	66
2/28	at UTSA	*	ND	3.0	5	4	2	0	0	4	17	61
3/12	Oregon	--	ND	2.0	2	1	1	0	1	4	9	41
3/20	at #16 Arizona	--	ND	0.1	0	0	0	0	0	0	1	7
3/21	at #11 Arizona	--	L	0.1	1	3	3	0	2	0	4	11
4/2	at #3 Oregon State	*	ND	4.0	4	2	2	0	2	5	18	67
4/9	Arizona State	--	ND	3.2	2	1	1	0	0	6	14	44
4/15	at #12 UCLA	--	ND	4.2	4	2	2	0	2	5	20	81
4/23	at San Diego State	*	W	5.0	3	1	1	0	2	2	21	69
5/1	at Washington	--	ND	0.0	1	3	2	1	1	0	3	10
5/3	UC Davis	--	ND	2.2	0	0	0	0	3	5	11	52
5/8	California	*	W	6.0	4	2	2	0	1	6	25	84
5/15	at Utah	*	ND	1.0	1	4	4	0	4	0	8	32
5/21	USC	*	ND	1.0	3	3	3	1	1	1	7	21
5/25	vs. Arizona State	*	ND	3.1	4	0	0	0	1	1	14	38
6/5	#13 Texas State	*	W	5.0	3	3	3	2	4	2	21	81
6/12	Connecticut	*	ND	0.2	2	1	1	0	1	2	5	22

2023	OPPONENT	GS	DEC	IP	H	R	ER	HR	BB	SO	BF	NP
2/19	at Cal State Fullerton	--	ND	2.2	3	1	1	0	3	4	14	61
2/25	Rice (G1)	*	ND	3.1	1	0	0	0	3	3	14	53
3/12	at USC	--	ND	2.0	2	0	0	0	2	1	9	31
3/17	Oregon State	--	ND	0.0	1	3	3	1	2	0	3	16
3/27	Utah	--	W	1.0	2	1	1	0	0	0	4	13
3/30	at Oklahoma	--	ND	2.2	1	0	0	0	2	1	12	59
4/2	at Oklahoma	--	ND	2.0	0	0	0	0	1	0	9	30
4/11	#21 Texas Tech	--	ND	2.1	3	1	1	0	2	2	11	52
4/18	Sacramento State	--	ND	0.2	3	6	6	2	2	1	8	24
5/14	Arizona	--	ND	0.2	2	4	4	0	2	2	6	27
5/20	at Washington State	--	ND	1.0	1	1	1	1	1	3	5	18
5/25	vs. Oregon	*	ND	2.0	3	2	2	0	0	3	9	32
6/4	#25 Texas A&M	*	ND	0.2	5	4	4	2	0	0	7	26

2024	OPPONENT	GS	DEC	IP	H	R	ER	HR	BB	SO	BF	NP
#19 JOEY VOLCHKO												
2024	OPPONENT	GS	DEC	IP	H	R	ER	HR	BB	SO	BF	NP
2/16	Cal State Fullerton (G1)	--	ND	1.0	0	0	0	0	0	2	4	16
2/18	Cal State Fullerton	--	ND	0.1	1	0	0	0	2	0	4	18
2/25	Penn State	--	ND	2.0	1	1	1	0	3	1	9	38
3/1	at Rice	--	ND	0.1	1	1	1	0	2	1	4	20
3/5	at California	--	ND	3.0	3	2	0	0	1	4	12	51
3/10	at Washington	--	ND	0.0	0	0	0	0	1	0	1	6
3/15	USC	--	ND	2.1	1	2	2	0	3	2	11	42
3/17	USC	--	ND	0.1	0	0	0	0	0	1	2	7
3/25	Creighton	*	ND	4.0	2	2	2	0	3	7	17	74
3/29	at Utah	--	ND	1.0	1	0	0	0	1	0	4	13
4/2	at Texas Tech	*	L	2.1	7	9	9	2	5	1	18	74



2024 Stanford Baseball
AB-R-H-RBI Breakdown for Stanford (as of Apr 02, 2024)
(All games)



Opponent	Date	#2 Becerra,T	#44 Blair,B	#4 Campbell,S	#1 Cobb,O	#15 Hampton,C	#5 Haskins,T	#13 Hott,E	#16 Larson,B	#11 Lavin,L	#22 MacDonald,I	#10 Moore,M	#6 Nati,J	#27 Reynolds,B	#39 Sapien,J	#21 Saum,C
Cal State Fullerton	Feb 16	4-0-0	2-0-0	4-0-1-0	4-0-1-0	1-0-0-0	2-0-1-0	3-0-0-0	4-0-1-0	3-0-0-0	3-0-0-0
Cal State Fullerton	Feb 16	4-1-2-0	1-0-0-0	3-1-2-1	5-0-0-0	4-1-1-0	5-0-1-0	4-1-2-3	4-1-1-0	4-1-2-1
Cal State Fullerton	Feb 18	4-0-0-0	4-2-1-0	5-1-3-1	1-0-1-0	2-1-1-2	3-0-1-0	4-0-1-0	3-0-0-0	3-0-0-0
UNLV	Feb 19	3-3-1-0	3-1-0-0	5-1-2-0	4-0-1-0	3-1-1-0	4-1-1-4	5-1-3-2	5-0-1-1
Penn State	Feb 23	3-0-0-0	1-0-0-0	2-0-0-0	5-0-1-0	4-0-1-1	0-1-0-0	1-1-0-0	4-0-1-1	4-1-0-0	2-1-2-0	1-0-1-0	2-0-0-1	2-0-0-1
Penn State	Feb 24	3-0-0-0	3-0-0-0	Def	4-0-0-0	3-1-1-2	0-0-0-0	3-0-1-0	3-0-1-0	3-1-3-0	3-0-0-0	2-0-1-0
Penn State	Feb 25	4-2-2-1	0-0-0-0	4-1-1-4	4-0-1-0	1-0-0-0	2-2-1-0	4-0-2-0	3-1-0-0	3-0-1-0	2-2-1-3	2-1-0-1
San Jose State	Feb 26	4-2-2-1	Def	5-2-2-2	1-0-0-0	5-0-2-0	0-0-0-0	1-0-0-1	3-3-1-0	4-1-2-1	4-1-2-1	4-0-2-2	5-0-1-1
Rice	Mar 01	2-1-1-0	1-0-0-0	3-0-1-1	3-0-0-1	4-2-0-0	3-1-2-0	5-1-2-1	4-1-1-1	5-0-1-0	4-0-1-1
Rice	Mar 02	3-1-1-0	2-1-0-0	3-0-0-0	2-1-1-2	1-0-0-0	4-0-0-0	4-1-1-0	2-2-2-3	3-1-0-0	3-0-1-0
Rice	Mar 03	4-0-1-0	3-0-0-0	3-0-0-1	4-0-0-0	4-0-0-0	4-1-1-0	5-0-0-0	4-0-2-2	3-0-1-0
California	Mar 05	3-0-0-0	Def	3-0-0-0	3-0-0-0	1-0-0-0	3-0-0-0	5-0-0-0	4-0-0-0	3-0-1-0	4-0-2-0	3-0-3-0
Washington	Mar 08	4-0-0-0	3-0-0-0	3-1-3-0	3-0-0-1	5-0-1-1	4-0-0-0	5-1-1-0	3-1-1-0
Washington	Mar 09	3-1-1-0	Def	2-0-0-0	3-1-1-0	3-0-0-0	5-0-1-1	3-1-2	4-1-1-1	4-0-1-0
Washington	Mar 10	4-0-1-0	1-0-0-0	1-0-0-0	4-0-0-0	3-0-1-0	1-0-0-0	4-0-0-0	4-1-1-1	3-1-2-0	3-0-1-0	2-0-1-0
USC	Mar 15	3-0-1-1	3-0-1-0	2-0-0-0	3-0-0-0	3-0-1-0	3-1-1-1	4-0-0-0	4-0-0-0	4-1-1-0
USC	Mar 16	4-1-3-3	4-1-3-3	5-1-2-1	3-0-2-0	1-0-1-0	4-1-1-0	4-1-1-0	3-0-1-0	2-0-0-0	1-0-0-0
USC	Mar 17	4-2-2-1	Def	1-1-1-0	5-1-1-1	5-0-2-1	3-1-1-0	4-1-1-1	2-0-0-0	3-0-0-0	2-0-0-1	1-1-1-1
Creighton	Mar 23	3-0-3-0	Def	3-1-0-0	4-0-0-0	4-0-1-0	3-0-1-0	4-1-2-1	3-0-0-0	3-0-0-1	2-0-0-0	0-0-0-0	1-0-0-0
Creighton	Mar 24	4-0-0-0	Def	3-0-0-0	4-0-1-0	3-1-1-0	3-0-1-0	3-0-1-0	4-1-2-1	3-0-1-1	3-0-1-0	1-0-0-0	1-0-0-0
Creighton	Mar 25	4-0-2-3	1-1-1-0	Def	3-0-0-0	1-0-0-0	4-0-1-0	3-1-1-0	2-0-1-0	4-1-3-1	2-1-1-1	5-0-0-0	4-1-1-0	1-0-0-0
Utah	Mar 28	3-0-2-1	0-1-0-0	3-1-0-0	1-0-0-0	4-0-0-0	4-0-0-0	3-1-1	4-0-0-0	4-0-0-0	1-0-1-0
Utah	Mar 29	5-2-2-0	3-0-0-0	5-0-2-0	3-0-1-1	2-1-1-1	4-0-2-1	3-0-0-0	5-1-2-0	2-0-0-0	4-1-2-2	1-0-0-0
Utah	Mar 30	6-2-3-0	1-1-0-0	7-1-4-0	5-2-4-5	2-0-2-1	4-0-2-1	7-2-2-2	7-1-2-1	5-2-1-0	2-0-0-0	6-2-2-1
Texas Tech	Apr 01	4-1-2-0	1-0-0-0	6-1-1-1	5-2-1-0	0-0-0-0	4-0-2-0	6-2-2-1	5-2-3-2	5-0-2-2	2-1-1-0	4-0-0-0	1-0-1-1
Texas Tech	Apr 02	5-0-0-0	5-2-4-4	5-4-4-3	1-0-1-0	3-0-1-0	2-1-1-0	4-0-1-1	2-0-0-0	5-0-0-0	2-2-0-0	1-1-0-0	3-2-2-4

2023 (6-4; t:7th College World Series)

NCAA Regional -- Stanford, Calif. (4-1)
June 2 Stanford 13, San Jose State 2
June 3 Texas A&M 8, Stanford 5
June 4 Stanford 6, Cal State Fullerton 5
June 4 Stanford 13, Texas A&M 5
June 5 Stanford 7, Texas A&M 1

NCAA Super Regional -- Stanford, Calif. (2-1)
June 10 Texas 7, Stanford 5
June 11 Stanford 8, Texas 3
June 12 Stanford 7, Texas 6

College World Series (0-2)
June 17 Wake Forest 3, Stanford 2
June 19 Tennessee 6, Stanford 4

2022 (6-4; t:7th College World Series)

NCAA Regional -- Stanford, Calif. (4-1)
June 3 Stanford 20, Binghamton 7
June 4 Texas State 5, Stanford 2
June 5 Stanford 8, UC Santa Barbara 4
June 5 Stanford 8, Texas State 4
June 6 Stanford 4, Texas State 3

NCAA Super Regional -- Stanford, Calif. (2-1)
June 11 Connecticut 13, Stanford 12
June 12 Stanford 8, Connecticut 2
June 13 Stanford 10, Connecticut 5

College World Series (0-2)
June 18 Arkansas 17, Stanford 2
June 20 Auburn 6, Stanford 2

2021 (6-3; t:5th College World Series)

NCAA Regional -- Stanford, Calif. (3-1)
June 4 Stanford 9, North Dakota State 1
June 5 Stanford 12, UC Irvine 4
June 6 UC Irvine 8, Stanford 4
June 7 Stanford 11, UC Irvine 8

NCAA Super Regional -- Lubbock, Texas (2-0)
June 11 Stanford 15, Texas Tech 3
June 12 Stanford 9, Texas Tech 0

College World Series (1-2, t:5th)
June 19 NC State 10, Stanford 4
June 21 Stanford 14, Arizona 5
June 23 Vanderbilt 6, Stanford 5

2019 (4-3; NCAA Super Regional)

NCAA Regional -- Stanford, Calif. (4-1)
May 31 Stanford 11, Sacramento State 0
June 1 Fresno State 7, Stanford 2
June 2 Stanford 12, Sacramento State 3
June 2 Stanford 8, Fresno State 6
June 3 Stanford 9, Fresno State 7

NCAA Super Regional -- Starkville, Miss. (0-2)
June 8 Mississippi State 6, Stanford 2
June 9 Mississippi State 8, Stanford 1

2018 (2-2; NCAA Regional)

NCAA Regional -- Stanford, Calif. (2-2)
June 1 Stanford 4, Wright State 3
June 2 Cal State Fullerton 2, Stanford 1
June 3 Stanford 4, Baylor 2
June 3 Cal State Fullerton 5, Stanford 2

2017 (2-2; NCAA Regional)

NCAA Regional -- Stanford, Calif. (2-2)
June 1 Stanford 10, Sacramento State 0
June 2 Cal State Fullerton 4, Stanford 1
June 3 Stanford 9, BYU 1
June 3 Cal State Fullerton 4, Stanford 2

2014 (5-3; NCAA Super Regional)

NCAA Regional -- Bloomington, Ind. (4-1)
May 30 Stanford 8, Indiana State 1
May 31 Indiana 4, Stanford 2
June 1 Stanford 12, Youngstown State 4
June 1 Stanford 10, Indiana 7
June 2 Stanford 5, Indiana 4

NCAA Super Regional -- Nashville, Tenn. (1-2)
June 6 Vanderbilt 11, Stanford 6
June 7 Stanford 5, Vanderbilt 4
June 8 Vanderbilt 12, Stanford 5

2012 (3-2; NCAA Super Regional)

NCAA Regional -- Stanford, Calif. (3-0)
June 1 Stanford 9, Fresno State 1
June 2 Stanford 5, Pepperdine 4
June 3 Stanford 8, Pepperdine 7

NCAA Super Regional -- Tallahassee, Fla. (0-2)
June 8 Florida State 17, Stanford 1
June 10 Florida State 18, Stanford 7

2011 (3-2; NCAA Super Regional)

NCAA Regional -- Fullerton, Calif. (3-0)
June 3 Stanford 10, Kansas State 3
June 4 Stanford 1, Cal State Fullerton 0
June 5 Stanford 14, Illinois 2

NCAA Super Regional -- Chapel Hill, N.C. (0-2)
June 10 North Carolina 5, Stanford 2
June 11 North Carolina 7, Stanford 5

2010 (0-2; NCAA Regional)

NCAA Regional -- Fullerton, Calif. (0-2)
June 4 New Mexico 9, Stanford 5
June 4 at CS Fullerton 6, Stanford 5

2008 (8-3; t:3rd College World Series)

NCAA Regional -- Stanford, Calif. (4-1)
May 30 UC Davis 4, Stanford 2
May 31 Stanford 5, Arkansas 1
June 1 Stanford 8, UC Davis 4
June 1 Stanford 13, Pepperdine 1
June 2 Stanford 9, Pepperdine 7

NCAA Super Regional -- Fullerton, Calif. (2-0)
June 6 Stanford 4, Cal State Fullerton 3
June 7 Stanford 8, Cal State Fullerton 5

College World Series (2-2, t:3rd)
June 14 Stanford 16, Florida State 5
June 16 Georgia 4, Stanford 3
June 18 Stanford 8, Miami 3
June 21 Georgia 10, Stanford 8

2006 (3-2; NCAA Super Regional)

NCAA Regional -- Austin, Texas (3-0)
June 2 Stanford 7, North Carolina State 2
June 3 Stanford 12, Texas 8
June 4 Stanford 17, North Carolina State 7

NCAA Super Regional -- Corvallis, Ore. (0-2)
June 10 Oregon State 4, Stanford 3
June 11 Oregon State 15, Stanford 0

2005 (2-2; NCAA Regional)

NCAA Regional -- Waco, Texas (2-2)
June 4 TCU 5, Stanford 1
June 5 Stanford 6, UTSA 2
June 5 Stanford 12, TCU 4
June 6 Baylor 4, Stanford 3 (12)

2004 (2-2; NCAA Regional)

NCAA Regional -- Stanford, Calif. (2-2)
June 4 Stanford 10, UNLV 4
June 5 Long Beach State 7, Stanford 4
June 5 Stanford 7, St. John's 2
June 6 Long Beach State 8, Stanford 4

2003 (10-3; 2nd College World Series)

NCAA Regional -- Stanford, Calif. (3-0)
May 30 Stanford 9, Illinois-Chicago 2
May 31 Stanford 13, UC Riverside 6
June 1 Stanford 19, Richmond 6

NCAA Super Regional -- Stanford, Calif. (2-0)
June 6 Stanford 5, Long Beach State 1
June 7 Stanford 4, Long Beach State 2

College World Series (5-3, 2nd)
June 13 Stanford 8, South Carolina 0
June 15 Cal State Fullerton 6, Stanford 5
June 17 Stanford 13, South Carolina 6
June 18 Stanford 5, Cal State Fullerton 3
June 19 Stanford 7, Cal State Fullerton 5 (10)
June 21 Rice 4, Stanford 3 (10)*
June 22 Stanford 8, Rice 3*
June 23 Rice 14, Stanford 2*
*CWS Championship Series

STANFORD IN THE POSTSEASON (165-90 OVERALL)

2002 (7-2; t:3rd College World Series)

NCAA Regional -- Stanford, Calif. (3-0)
May 31 Stanford 3, Cal State Fullerton 2 (13)
June 1 Stanford 5, Long Beach State 4
June 2 Stanford 8, Long Beach State 4

NCAA Super Regional -- Stanford, Calif. (2-0)
June 7 Stanford 4, USC 2
June 8 Stanford 5, USC 3

College World Series (2-2, t:3rd)
June 15 Stanford 4, Notre Dame 3
June 17 Texas 8, Stanford 7
June 18 Stanford 5, Notre Dame 3
June 20 Texas 6, Stanford 5

2001 (9-3; 2nd College World Series)

NCAA Regional -- Stanford, Calif. (4-1)
May 25 Stanford 4, Marist 3
May 26 Texas 4, Stanford 3 (DH Gm 1)
May 26 Stanford 6, Marist 0 (DH Gm 2)
May 27 Stanford 10, Texas 9 (10) (DH Gm 1)
May 27 Stanford 4, Texas 3 (DH Gm 2)

NCAA Super Regional -- Stanford, Calif. (2-1)
June 1 Stanford 11, South Carolina 1
June 2 South Carolina 4, Stanford 3
June 3 Stanford 3, South Carolina 2

College World Series (3-1, 2nd)
June 8 Stanford 13, Tulane 11
June 10 Stanford 5, Cal State Fullerton 2 (10)
June 13 Stanford 4, Cal State Fullerton 1
June 16 Miami 12, Stanford 1

2000 (8-3; 2nd College World Series)

NCAA Regional -- Stanford, Calif. (3-1)
May 26 Stanford 5, Fresno State 1
May 27 Stanford 8, Alabama 6
May 28 Alabama 14, Stanford 9
May 28 Stanford 16, Alabama 6

NCAA Super Regional -- Stanford, Calif. (2-1)
June 2 Nebraska 7, Stanford 3
June 3 Stanford 7, Nebraska 1
June 4 Stanford 5, Nebraska 3

College World Series (3-1, 2nd)
June 9 Stanford 6, Louisiana-Lafayette 4
June 11 Stanford 10, Clemson 4
June 15 Stanford 19, Louisiana-Lafayette 9
June 17 LSU 6, Stanford 5

1999 (7-2; t:3rd College World Series)

NCAA Regional -- Stanford, Calif. (3-0)
May 28 Stanford 10, Loyola Marymount 2
May 29 Stanford 7, North Carolina 4
May 30 Stanford 7, Nevada 4

NCAA Super Regional -- Stanford, Calif. (2-0)
June 4 Stanford 1, USC 0
June 5 Stanford 5, USC 3

College World Series (2-2, t:3rd)
June 12 Stanford 9, Cal State Fullerton 2
June 14 Stanford 10, Florida State 6
June 17 Florida State 8, Stanford 6
June 18 Florida State 14, Stanford 11 (13)

1998 (1-2; NCAA Regional)

NCAA West Regional -- Stanford, Calif. (1-2)
May 21 Loyola Marymount 6, Stanford 2
May 22 Stanford 19, Minnesota 1
May 23 Long Beach State 5, Stanford 1

1997 (6-2; t:3rd College World Series)

NCAA West Regional -- Stanford, Calif. (4-0)
May 22 Stanford 12, Northeastern 3
May 23 Stanford 3, Texas A&M 1
May 24 Stanford 9, Santa Clara 2
May 25 Stanford 5, Fresno State 2

College World Series (2-2, t:3rd)
May 30 Stanford 8, Auburn 3
June 1 LSU 10, Stanford 5
June 3 Stanford 11, Auburn 4
June 4 LSU 13, Stanford 9

1996 (2-2; NCAA Regional)

NCAA West Regional -- Stanford, Calif. (2-2)
May 23 Stanford 10, Cal State Northridge 5
May 24 Stanford 8, Mississippi State 6
May 25 Florida State 5, Stanford 4
May 25 CS Northridge 4, Stanford 3

1995 (6-3; t:5th College World Series)

NCAA Midwest Regional -- Wichita, Kan. (5-1)
May 27 Stanford 10, Arkansas 3
May 28 Stanford 8, Lamar 1
May 28 Texas Tech 3, Stanford 1
May 29 Stanford 16, Lamar 9
May 29 Stanford 3, Texas Tech 2
May 30 Stanford 6, Texas Tech 5

College World Series (1-2, t:5th)
June 3 Cal State Fullerton 6, Stanford 5
June 5 Stanford 8, Clemson 3
June 6 Tennessee 6, Stanford 2

1994 (0-2; NCAA Regional)

NCAA Central Regional -- Austin, Texas (0-2)
May 27 Texas 8, Stanford 4
May 28 Oklahoma 10, Stanford 4

1992 (2-2; NCAA Regional)

NCAA South II Regional -- Tallahassee, Fla. (2-2)
May 21 Stanford 2, Stetson 1 (12)
May 22 Stanford 7, Georgia 3
May 23 W. Carolina 5, Stanford 0
May 23 Florida State 9, Stanford 4

1991 (2-2; NCAA Regional)

NCAA West II Regional -- Fresno, Calif. (2-2)
May 23 Stanford 12, San Diego State 5
May 24 Fresno State 4, Stanford 2
May 25 Stanford 15, Miami 7
May 25 Fresno State 7, Stanford 5

1990 (7-2; t:3rd College World Series)

NCAA West I Regional -- Stanford, Calif. (4-0)
May 24 Stanford 7, Campbell 0
May 25 Stanford 6, Middle Tennessee St. 1
May 26 Stanford 6, San Diego State 2
May 28 Stanford 6, San Diego State 2

College World Series (3-2, t:3rd)
June 1 Stanford 5, Georgia Southern 4
June 3 Georgia 16, Stanford 2
June 5 Stanford 6, Mississippi State 1
June 6 Stanford 4, Georgia 2
June 8 Georgia 5, Stanford 1

1988 (9-2; National Champions)

NCAA Northeast Regional -- New Britain, Conn. (4-1)
May 27 St. John's 5, Stanford 3
May 27 Stanford 7, Fordham 5
May 29 Stanford 8, Rutgers 1
May 30 Stanford 6, Kentucky 5
May 31 Stanford 16, Kentucky 2

College World Series (5-1, 1st)
June 4 Stanford 10, Fresno State 3
June 6 Cal State Fullerton 5, Stanford 3
June 7 Stanford 2, Miami 1
June 9 Stanford 4, Cal State Fullerton 1
June 10 Stanford 9, Cal State Fullerton 5
June 11 Stanford 9, Arizona State 4

1987 (9-1; National Champions)

NCAA West I Regional -- Stanford, Calif. (4-0)
May 22 Stanford 10, Minnesota 1
May 23 Stanford 12, UC Santa Barbara 5
May 24 Stanford 12, Washington State 11
May 25 Stanford 9, Oral Roberts 4

College World Series (5-1, 1st)
June 1 Stanford 3, Georgia 2 completion of game started May 31
June 2 Stanford 6, Texas 1
June 4 Oklahoma State 6, Stanford 2
June 5 Stanford 6, LSU 5 (10)
June 6 Stanford 9, Texas 3
June 7 Stanford 9, Oklahoma State 5

1986 (3-2; NCAA Regional)

NCAA Midwest Regional -- Stillwater, Okla. (3-2)
May 22 Stanford 11, Appalachian State 1
May 23 Stanford 2, Arkansas 0
May 24 Oklahoma St. 16, Stanford 8
May 24 Stanford 10, Oregon State 7
May 25 Oklahoma St. 3, Stanford 0

1985 (4-3; t:5th College World Series)

NCAA West I Regional -- Stanford, Calif. (3-1)
May 24 Stanford 17, Oregon State 3
May 25 Stanford 9, Nebraska 8
May 26 Pepperdine 5, Stanford 1
May 27 Stanford 7, Pepperdine 1

College World Series (1-2, t:5th)
June 1 Miami 17, Stanford 3
June 2 Stanford 9, Arizona 2
June 6 Arkansas 10, Stanford 4

1984 (2-2; NCAA Regional)

NCAA West II Regional -- Tempe, Ariz. (2-2)
May 25 Hawaii 10, Stanford 7
May 26 Stanford 3, Washington State 1
May 27 Stanford 11, Hawaii 7
May 27 Arizona State 5, Stanford 4

1983 (4-2; t:5th College World Series)

NCAA West I Regional -- Stanford, Calif. (3-0)
May 27 Stanford 14, Oregon State 0
May 28 Stanford 4, San Diego State 3
May 29 Stanford 11, UC Santa Barbara 5

College World Series (1-2, t:5th)

June 3 Oklahoma State 3, Stanford 1
June 5 Stanford 3, James Madison 1
June 8 Michigan 11, Stanford 4

1982 (4-2; t:5th College World Series)

NCAA West I Regional -- Fresno, Calif. (3-0)
May 27 Stanford 10, Hawaii 5
May 28 Stanford 17, Fresno State 10
May 29 Stanford 15, Pepperdine 8

College World Series (1-2, t:5th)
June 5 Stanford 15, South Carolina 4
June 8 Texas 8, Stanford 6 (12)
June 9 Maine 8, Stanford 5

1981 (3-2; NCAA Regional)

NCAA Central Regional -- Austin, Texas (3-2)
May 22 Lamar 6, Stanford 5
May 23 Stanford 2, Brigham Young 1
May 24 Stanford 9, Lamar 1
May 26 Stanford 9, Texas 8
May 26 Texas 10, Stanford 2

1967 (5-3; t:3rd College World Series)

District-8 Tournament -- Stanford, Calif. (0-1)
June 2 Fresno State 7, Stanford 3

District-8 Tournament -- Fresno, Calif. (2-0)
June 3 Stanford 6, Fresno State 3
June 3 Stanford 6, Fresno State 4

College World Series (3-2, t:3rd)
June 12 Stanford 12, Houston 1
June 13 Stanford 6, Auburn 3
June 14 Arizona State 5, Stanford 3
June 15 Stanford 5, Auburn 3 (7)
June 17 Arizona State 4, Stanford 3 (14)

1965 (2-3; District-8 Tournament)


District-8 Tournament -- Stanford, Calif. (2-1)
San Fernando Valley State 2, Stanford 1
Stanford 12, San Fernando Valley State 0
Stanford 11, San Fernando Valley State 6

District-8 Tournament -- Pullman, Wash. (0-2)

Washington State 2, Stanford 1
Washington State 13, Stanford 3

1953 (1-2; t:5th College World Series)

College World Series (1-2, t:5th)
June 11 Michigan 4, Stanford 0
June 12 Stanford 7, Houston 6
June 13 Lafayette 4, Stanford 3



Season: Seventh at Stanford / 25th Overall
Alma Mater: Stanford '87
Stanford Overall Record: 237-107 (.689)
Stanford Pac-12 Record: 109-46 (.703)
Career Record: 762-574-2 (.570)
Career Pac-12 Record: 327-304 (.518)

COACHING CAREER

2018-Present: Stanford Head Coach
2000-2017: California Head Coach
1997-1999: Pepperdine Assistant Coach
1991-1996: Stanford Assistant Coach

HEAD COACHING HONORS

2011 National Coach of the Year
Four-time Pac-12 Coach of the Year
2001, 2018, 2022, 2023
Two-time ABCA Region Coach of the Year
2022, 2023
10 NCAA Tournament Appearances
2001, 2008, 2010, 2011, 2015, 2018, 2019, 2021, 2022, 2023
Four College World Series Appearances
2011, 2021, 2022, 2023

HEAD COACHING YEAR-BY-YEAR

Year	School	Record	Postseason
2000	California	25-28	--
2001	California	34-25	Regional
2002	California	29-27	--
2003	California	28-27	--
2004	California	25-31	--
2005	California	34-23	--
2006	California	26-28	--
2007	California	29-26	--
2008	California	33-21-2	Regional
2009	California	24-29	--
2010	California	29-25	Regional
2011	California	38-23	College World Series
2012	California	29-25	--
2013	California	23-31	--
2014	California	26-27	--
2015	California	36-21	Regional
2016	California	32-21	--
2017	California	25-29	--
2018	Stanford	46-12	Super Regional
2019	Stanford	45-14	Super Regional
2020*	Stanford	5-11	-- (COVID-19)
2021	Stanford	39-17	College World Series
2022	Stanford	47-18	College World Series
2023	Stanford	44-20	College World Series
2024	Stanford	11-15	--
25 Years	Overall	762-574-2	
7 Years	Stanford	237-107	
18 Years	California	525-467-2	



David Esquer '87 was named Stanford's Clarke and Elizabeth Nelson Director of Baseball on June 16, 2017, becoming the 21st head coach in program history.

Esquer succeeded Mark Marquess, who retired after 41 years at the helm of the program. Esquer played under Marquess on Stanford's 1987 national championship team, and served as an assistant on The Farm from 1991-96. Prior to taking over the reins at Stanford, Esquer spent the previous 18 seasons as the head coach at California, where he was the 2011 National Coach of the Year and led the Bears to five NCAA Regionals and the 2011 College World Series.

The 2024 season will be Esquer's seventh in charge of the program, having guided Stanford to the 2018, 2022 and 2023 Pac-12 Conference championships, the inaugural 2022 Pac-12 Conference Tournament championship, five NCAA Regional appearances, four NCAA Super Regional appearances, and three consecutive College World Series appearances in 2021, 2022 and 2023.

In six-plus seasons at the helm of Stanford, Esquer has amassed a 237-107 (.689) overall record - the highest winning percentage of any coach in Stanford baseball history. Esquer owns a career record of 762-574-2 through 24 seasons as a collegiate head coach. Included in the overall ledger is a 327-304 record in Pac-12 play, including a 109-46 mark while at Stanford.

Esquer has been named Pac-12 Coach of the Year four times in his career, earning the honor in 2018, 2022 and 2023 with Stanford, and in 2001 at California. The 2022 and 2023 ABCA West Region Coach of the Year won his 100th game as Stanford's head coach on March 4, 2021 as the Cardinal walked off with a 7-6 victory over San Francisco in 10 innings. His 300th career Pac-12 win came against USC on May 21, 2022 to claim sole possession of 2022 Pac-12 title, while his 700th career win came in a 5-4 triumph vs. Arizona on May 28, 2022 at the Pac-12 Tournament. Esquer added his 100th Pac-12 win at Stanford on May 7, 2023 as the Cardinal defeated No. 20 Arizona State 9-4 to sweep a three-game road series. In total as a head coach, Esquer has guided his teams to 10 postseason appearances and four College World Series berths.

Stanford made its third consecutive appearance in the College World Series in 2023, including its 19th in program history, finishing the year with a 44-20 overall record and a 23-7 mark in the Pac-12 to win the conference regular season championship for the second consecutive season. The Cardinal entered the postseason ranked No. 6 in the nation according to D1Baseball and won a regional featuring No. 25 Texas A&M, Cal State Fullerton and San Jose State to advance and host a super regional. The Cardinal won three consecutive elimination games in the regional, including defeating No. 25 Texas A&M twice, before winning two more against Texas in the super regional to punch a ticket to Omaha. The Cardinal hit .316 as a team (first in Pac-12 and 10th nationally) and averaged 8.36 runs per game while also leading the conference in home runs (117) and finishing second in slugging percentage (.539). On the pitching side, Stanford hurlers paced the Pac-12 in strikeouts per game (10.47) while registering a program-record 671 strikeouts to lead the Pac-12 and rank sixth in the nation. For the second consecutive season, Stanford cleaned up in the Pac-12 yearly award voting, capturing four of the five major Pac-12 yearly awards in addition to the batting champion in Tommy Troy. Esquer was named Coach of the Year, Alberto Rios won Player of the Year, Quinn Mathews earned Pitcher of the Year and Malcolm Moore took home Freshman of the Year. In addition to the yearly award winners, 12 Cardinal players earned All-Pac-12 honors, with Ryan Bruno, Carter Graham, Mathews, Braden Montgomery, Rios and Troy earning a spot on the first team. Five different Cardinal players earned All-America honors, including Bruno, Rios, Montgomery, Mathews and Troy, while Owen Cobb, Carter Graham and Eddie Park were named College Sports Communicators Academic All-Americans. Capping the stellar season, Esquer saw nine of his players drafted - headlined by Troy going 12th overall in the first round to the Arizona Diamondbacks.

Stanford went 47-18 overall and 21-9 in the Pac-12 to win both the Pac-12 regular season and inaugural Pac-12 Tournament championships en route to advancing to Omaha in 2022. The 47 wins were tied for eighth-most in program history. Stanford, which entered the College World Series ranked No. 1 in the nation according to Collegiate Baseball, finished the year ranked No. 5 in the D1Baseball poll. Stanford hosted a regional and won its bracket to advance to the super regionals where it defeated Connecticut - winning five elimination games during the regional and super regional rounds to advance to Omaha. Putting together one of the best runs of baseball in program history, Stanford posted a 17-game win streak from May 3 to June 3 - the longest unbeaten streak since beginning the 1998 season 16-0-1, and the longest win streak since winning a program-best 18 straight from April 16 - May 24, 1996. Just as it did in 2021, Stanford led all teams in postseason home runs, connecting for 23 of its program-record 118 long balls during the 10-game postseason run. The Cardinal ranked second in the Pac-12 in average (.309) and led the Conference in slugging (.536) and home runs (118) while hitting 71 in the last 27 games overall. On the pitching side, Stanford also led the Pac-12 in shutouts (9) - fifth-most in program history - and ranked third in ERA (4.23). Including Esquer's Pac-12 Coach of the Year selection, the Cardinal cleaned up in the Pac-12 postseason awards process, placing eight on All-Pac-12 teams and securing four of the five major Pac-12 yearly awards - with Alex Williams winning Pitcher of the Year, Adam Crampton winning Defensive Player of the Year and Braden Montgomery taking home Freshman of the Year. Williams was named a semifinalist for the 2022 College Baseball Hall of Fame National Pitcher of the Year Award and earned unanimous All-America honors, while Carter Graham and Brock Jones also earned All-America selections. Montgomery was a semi-finalist for the 2022 John Olerud Two-Way Player of the Year and earned Freshman All-America honors after connecting for a Stanford freshman record 18 home runs. Standouts on the field and in the classroom, Williams and Jones were named CoSIDA Academic All-Americans. Williams was also named the 2022 Pac-12 Scholar-Athlete of the Year and was selected as Stanford's 2021-22 Pac-12 Tom Hansen Conference Medal recipient. The Cardinal saw six players drafted in the 2022 MLB Draft - headlined by Jones being selected 65th overall in the second round by the Rays.

Stanford finished the historic 2021 season ranked No. 5 nationally according to Collegiate Baseball and in the NCBWBA poll, No. 7 according to Baseball America and the USA Today Coaches poll, and No. 8 according to D1Baseball after going 39-17 and 17-10 in Pac-12 play to claim third place in the conference standings. Esquer's Cardinal dropped back-to-back games just once in 2021 and finished the year 12-1 in weekend series. Stanford won the Stanford Regional and swept a Super Regional at Texas Tech to earn the berth in Omaha. Brendan Beck was a unanimous All-American and was named 2021 Pac-12 Pitcher of the Year, while Brock Jones and Zach Grech also earned All-America honors. Eight Cardinal players claimed All-Conference recognition, while Grech also earned Pac-12 Scholar Athlete of the Year. The Cardinal's 85 home runs, including an NCAA-high 22 in the postseason, were the eighth-most in Stanford history, while the .979 fielding percentage was the third-best in program history. Three Cardinal were drafted following the 2021 season, headlined by Beck being selected 55th overall in the second round by the New York Yankees.

Stanford posted a 45-14 record in 2019 before registering a 5-11 mark in a 2020 season cut short by the COVID-19 global pandemic. The Cardinal's .763 win percentage in 2019 tied for the fifth-best in program history, while its 14 losses matched the third-fewest. Stanford finished 22-7 in Pac-12 play, claiming second place before earning its 11th Super Regional berth overall, and the first since 2014. Nine Cardinal were drafted following the 2019 season, and Maverick Handley was named Co-Defensive Player of the Year.

In 2018, his first season in charge of the program, Esquer guided Stanford to its first Pac-12 Conference title since 2004, matching a program record for fewest losses with 12 (minimum 50 games played) while picking up Pac-12 Coach of the Year honors. Stanford's 46 wins equaled the 10th-most in program history to that point, while the Cardinal's .793 winning percentage ranked second. Nine Cardinal were named All-Pac-12, and Stanford hosted an NCAA Regional for the 17th time.

DAVID ESQUER VS. ALL OPPONENTS

Opponent	2024	Stanford
Arizona	0-0	12-7
Arizona State	0-0	14-2
Arkansas	--	1-1
Auburn	--	0-1
Ball State	--	1-0
Baylor	--	1-0
Binghamton	--	1-0
BYU	--	1-0
Cal Poly	--	2-0
Cal State Fullerton	1-2	12-9
California	0-1	15-7
Connecticut	--	2-1
Creighton	1-2	1-2
CSU Bakersfield	--	3-0
CSUN	--	2-1
Fresno State	--	5-1
Gonzaga	--	2-0
Grand Canyon	--	4-2
Houston	--	0-1
Indiana	--	1-0
Kansas State	--	1-3
Louisiana	--	1-0
Michigan	--	4-1
Mississippi State	--	0-2
North Carolina State	--	0-1
North Dakota State	--	1-0
Oklahoma	--	2-2
Oregon	0-0	9-7
Oregon State	0-0	10-5
Pacific	--	3-1
Penn State	1-2	1-2
Pepperdine	--	1-0
Rice	3-0	10-0
Sacramento State	0-0	2-2
Saint Mary's	--	0-1
San Diego	--	1-0
San Diego State	--	2-0
San Francisco	--	9-0
San Jose State	1-0	4-0
Santa Clara	0-0	10-3
Tennessee	--	0-2
Texas	--	8-3
Texas A&M	--	2-1
Texas State	--	2-1
Texas Tech	0-2	3-4
UC Davis	--	3-1
UC Irvine	--	5-2
UC Santa Barbara	--	1-0
UCLA	0-0	8-7
UNLV	0-1	2-2
USC	1-2	12-6
Utah	1-2	15-3
UTSA	--	0-1
Vanderbilt	--	0-1
Wake Forest	--	0-1
Washington	2-1	9-6
Washington State	0-0	14-1
Wichita State	--	1-0
Wright State	--	1-0



Through 18 seasons at Cal, Esquer compiled a 525-467-2 (.529) overall record and mentored five MLB first-round selections. Conor Jackson was the first of the five first-round picks, selected by the Arizona Diamondbacks in 2003 before Brandon Morrow was selected fifth overall by the Seattle Mariners in 2006. David Cooper (Toronto Blue Jays, 2008) and Brett Jackson (Chicago Cubs, 2009) followed before right-hander Daulton Jefferies was drafted in 2016 by the Oakland A's.

During his time at the helm of the Cardinal program, Esquer has seen three more players selected in the first round of an MLB draft, running the total to eight in his career. Nico Hoerner was drafted 24th overall by the Chicago Cubs in 2018, while Kris Bubic was selected 40th overall by the Kansas City Royals in that same draft. Most recently, Tommy Troy was selected 12th overall by the Arizona Diamondbacks in the 2023 MLB draft.

Through 24 seasons as a collegiate head coach in the Pac-12, Esquer has seen 19 of his players garner All-America honors, 22 named All-Region, three claim Conference Player, Pitcher, and Freshman of the Year, and two more earn Conference Defensive Player of the Year.

A shortstop at Stanford from 1984-87, Esquer was a starter on the Cardinal's 1987 College World Series championship team. He earned all-tournament honors after hitting .350 with six RBIs in Omaha. He also earned All-Pac-10 Southern Division honors as a senior, batting .318 with 41 RBIs and 16 stolen bases. Esquer went on to play professional baseball for four seasons with the Baltimore Orioles, California Angels and Milwaukee Brewers.

Following his playing career, Esquer spent six seasons as an assistant under Coach Marquess. His time as an assistant with the Cardinal included five NCAA Regional appearances and a fifth-place finish at the 1995 College World Series. In three seasons as the top assistant at Pepperdine from 1997-99, Esquer was the program's chief recruiting coordinator as well as hitting instructor, infield coach and handler of the third base coaching duties.

Esquer was a three-sport star and class valedictorian at Palma High School in Salinas, Calif. He was tabbed the "Athlete of the Year" at Palma High School after being named team captain and MVP in baseball, football and basketball. Esquer earned a bachelor's degree in economics and a master's degree in sociology from Stanford in 1987. He and his wife, Lynn, have a daughter, Gabrielle, and son, Xavier.

Multiple Hit Games	2	3	4	5+	Total	Multiple RBI Games	2	3	4	5+	Total
2 Becerra, Temo	8	2	-	-	10	10 Moore, Malcolm	2	1	1	-	4
6 Nati, Jimmy	7	2	-	-	9	6 Nati, Jimmy	3	1	-	-	4
22 MacDonald, Cort	8	1	-	-	9	1 Cobb, Owen	1	1	2	-	4
1 Cobb, Owen	3	2	2	-	7	22 MacDonald, Cort	2	1	-	-	3
5 Haskins, Trevor	4	-	2	-	6	27 Reynolds, Brady	1	1	-	-	2
10 Moore, Malcolm	4	1	-	-	5	5 Haskins, Trevor	-	1	-	1	2
11 Lavin, Luke	3	-	-	-	3	39 Sapien, Jake	1	-	-	-	1
13 Hott, Ethan	2	1	-	-	3	13 Hott, Ethan	1	-	-	-	1
39 Sapien, Jake	2	1	-	-	3	16 Larson, Brandon	1	-	-	-	1
27 Reynolds, Brady	2	-	-	-	2	2 Becerra, Temo	-	1	-	-	1
21 Saum, Charlie	2	-	-	-	2	33 Springer, Gabe	1	-	-	-	1
16 Larson, Brandon	1	-	-	-	1	21 Saum, Charlie	-	-	1	-	1
4 Campbell, Saborn	1	-	-	-	1	TEAM	13	7	4	1	25
TEAM	47	10	4	0	61						

Hitting Streaks	Longest	Current	Current Streak Notes	Reached Base Streaks	Longest	Current
6 Nati, Jimmy	10	-		27 Reynolds, Brady	15	3
22 MacDonald, Cort	10	4	333 (7x21), 4 R, 4 2B, HR, 5 RBIs	6 Nati, Jimmy	15	-
27 Reynolds, Brady	7	-		22 MacDonald, Cort	10	4
2 Becerra, Temo	6	-		10 Moore, Malcolm	9	-
16 Larson, Brandon	5	1		39 Sapien, Jake	8	1
11 Lavin, Luke	5	5	467 (7x15), 2 R, 2 RBIs	11 Lavin, Luke	6	6
5 Haskins, Trevor	5	5	524 (11x21), 8 R, 3 2B, 3B, HR, 9 RBIs	2 Becerra, Temo	6	-
1 Cobb, Owen	4	4	478 (11x23), 4 R, 3 2B, HR, 5 RBIs	16 Larson, Brandon	5	1
13 Hott, Ethan	4	2		1 Cobb, Owen	5	4
39 Sapien, Jake	3	-		5 Haskins, Trevor	5	5
10 Moore, Malcolm	3	-		4 Campbell, Saborn	4	-
21 Saum, Charlie	2	2		13 Hott, Ethan	4	3
4 Campbell, Saborn	2	-		33 Springer, Gabe	3	-
33 Springer, Gabe	2	-		21 Saum, Charlie	2	2
44 Blair, Brett	1	1		44 Blair, Brett	1	1
15 Hampton, Champ	1	-		15 Hampton, Champ	1	-

STARTERS SUMMARY																				
Player	GS	Position										Batting Order								
		p	c	1b	2b	3b	ss	lf	cf	rf	of	dh	1st	2nd	3rd	4th	5th	6th	7th	8th
1 Cobb, Owen	26	.	.	.	26	7	3	1	15
10 Moore, Malcolm	26	.	24	2	3	4	18	1
2 Becerra, Temo	26	24	2	5	.	.	2	8	11	.	.
6 Nati, Jimmy	26	.	.	25	.	.	.	1	7	5	12	1	1	.	.	.
22 MacDonald, Cort	24	14	10	.	.	.	13	3	3	1	4
5 Haskins, Trevor	24	24	2	.	.	7	5	1	.	9	.
27 Reynolds, Brady	21	21	.	.	1	5	.	5	1	3	8	3
13 Hott, Ethan	14	14	.	.	.	1	3	2	8	.
39 Sapien, Jake	14	5	.	.	9	1	3	7	.	3	.
11 Lavin, Luke	12	6	.	.	6	9	3	.	.	.
28 Scott, Matt	7	7
16 Larson, Brandon	7	.	.	1	6	5	2	.	.	.
4 Campbell, Saborn	7	2	5	1	3	3
42 Lim, Christian	7	7
25 Dugan, Nick	6	6
21 Saum, Charlie	5	.	2	3	1	3	1	.
33 Springer, Gabe	2	2	1	.	1
19 Volchko, Joey	2	2
24 Keenan, Aidan	2	2
34 Moore, Trevor	1	1
20 Fleischli, Nathan	1	1

Score by innings	1	2	3	4	5	6	7	8	9	EX	Total
Stanford	15	18	15	6	21	19	10	11	15	7	137
Opponents	13	15	30	15	33	10	14	16	17	1	164
Record when ...											
Overall	11-15			After 6 leading			10-2		Current Streak		12
Conference	4-5		 trailing			0-13		Longest Win Streak		5
Non-Conference	7-10		 tied			1-0		Longest Losing Streak		3
Home games	5-9			After 7 leading			10-1		Last 5 / Last 10		14 / 37
Away games	6-6		 trailing			0-12				
Neutral site	0-0		 tied			1-1		When ranked		0-0
Day games	9-11			After 8 leading			9-1		When unranked		11-15
Night games	2-4		 trailing			0-12		vs. ranked		0-0
vs Left starter	1-5		 tied			2-1		vs. unranked		11-15
vs Right starter	10-10										
1-Run games	2-3			Hit 0 home runs			4-6		Midweek games		1-4
2-Run games	1-2			... 1 home run			3-7		Weekend series		2-5
5+Run games	4-6			... 2+ home runs			4-2		Sweeps / Swept		1 / 0
Extra innings	1-1										
Shutouts	0-2			Opponent 0 home runs			3-8				
			 1 home run			8-2		Monday		2-2
Scoring 0-2 runs	0-8		 2+ HRs			0-5		Tuesday		0-2
..... 3-5 runs	4-2								Wednesday		0-0
..... 6-9 runs	6-4			Made 0 errors			5-4		Thursday		0-1
..... 10+ runs	1-1		 1 error			5-6		Friday		2-5
			 2+ errors			1-5		Saturday		4-2
Opponent 0-2 runs	6-0								Sunday		3-3
..... 3-5 runs	4-5			Opp. made 0 errors			4-8		February		3-5
..... 6-9 runs	1-3		 1 error			2-4		March		8-8
..... 10+ runs	0-7		 2+ errors			5-3		April		0-2
									May		0-0
									June		0-0
Scored in 1st inning	7-4			Out-hit opponent			9-5				
Opp. scored in 1st	2-7			Out-hit by opponent			2-10				
Scores first	8-5			Hits are tied			0-0				
Opp. scores first	3-10										

Record when opponent scores:											
Runs	0	1	2	3	4	5	6	7	8	9	10+
W-L	0-0	2-0	4-0	2-2	1-1	1-2	1-0	0-1	0-1	0-1	0-7
Record when leading after:											
Inn.	1	2	3	4	5	6	7	8			
W-L	7-2	5-3	6-4	8-2	10-1	10-2	10-1	9-1			
Record when trailing after:											
Inn.	1	2	3	4	5	6	7	8			
W-L	1-6	1-6	1-9	1-11	0-12	0-13	0-12	0-12			
Record when tied after:											
Inn.	1	2	3	4	5	6	7	8			
W-L	3-7	5-6	4-2	2-2	1-2	1-0	1-1	2-1			
Current losing streak:	2										
Longest winning streak:	5										
Longest losing streak:	3										

STANFORD IN THE NCAA RANKINGS

Stanford - 2023-24 Baseball Ranking Summary thru games 04/03/2024

Statistic	National Rank	Conference Rank	Value National Leader	Value Conference Leader	Value
Base on Balls (295 ranked)	202	7	113 South Carolina	219 Oregon St.	177
Batting Average (295 ranked)	151	7	0.277 Wofford	0.366 Oregon St.	0.326
Double Plays (295 ranked)	119	6	18 Coastal Carolina	35 Utah	27
Double Plays Per Game (294 ranked)	113	6	0.69 Coastal Carolina	1.25 Washington St.	1.18
Doubles (295 ranked)	153	7	48 Virginia	87 Arizona St.	74
Doubles Per Game (295 ranked)	125	6	1.85 Virginia	3.00 Arizona St.	2.55
Earned Run Average (295 ranked)	157	10	5.99 Arkansas	2.59 Oregon St.	3.69
Fielding Percentage (295 ranked)	77	5	0.973 Duke	0.985 Washington	0.981
Hit Batters (295 ranked)	106	2	40 Saint Peter's	77 Oregon St.	48
Hit by Pitch (293 ranked)	214	7	29 San Francisco	79 Oregon	49
Hits (295 ranked)	177	8	245 Virginia	369 Oregon St.	296
Hits Allowed Per Nine Innings (295 ranked)	44	4	8.53 Arkansas	6.13 Washington	7.69
Home Runs (294 ranked)	173	7	25 Georgia	84 Oregon St.	52
Home Runs Per Game (295 ranked)	177	7	0.96 Georgia	2.90 Oregon St.	1.93
On Base Percentage (295 ranked)	185	8	0.372 Wofford	0.482 Oregon St.	0.447
Runs (295 ranked)	248	9	137 Wofford	322 Oregon St.	259
Sacrifice Bunts (290 ranked)	26	1	19 Western Ky.	37 Southern California	19
Sacrifice Bunts Per Game (294 ranked)	123	6	12 Nicholls	30 Arizona	16
Scoring (295 ranked)	252	9	5.3 Wofford	11.9 Oregon St.	9.6
Shutouts (78 ranked)			Arkansas	6 Oregon St.	3
Slugging Percentage (295 ranked)	160	7	0.427 Georgia	0.650 Oregon St.	0.582
Stolen Bases (294 ranked)	217	10	21 VMI	104 Utah	60
Stolen Bases Per Game (295 ranked)	219	10	0.81 VMI	3.25 Utah	2.14
Strikeout-to-Walk Ratio (295 ranked)	119	10	1.89 Arkansas	4.34 Arizona	3.36
Strikeouts Per Nine Innings (295 ranked)	43	2	10.1 Arkansas	13.2 Arizona St.	10.4
Triple Plays (1 ranked)			Houston Christian	1	
			Niagara	1	
			Tennessee	1	
Triples (283 ranked)	129	6	5 Wofford	18 Arizona	13
Triples Per Game (290 ranked)	139	6	0.19 Wofford	0.67 Arizona	0.48
WHIP (295 ranked)	112	10	1.54 Arkansas	1.02 Oregon St.	1.31
WL Pct (295 ranked)	194	10	0.423 Texas A&M	0.897 Oregon St.	0.852
Walks Allowed Per Nine Innings (295 ranked)	198	10	5.32 UT Arlington	2.73 Arizona	2.79

Statistic	Player	National Rank	Conference Rank	Value National Leader	Value Conference Leader	Value
Base on Balls (131 ranked)	Malcolm Moore	131	4	22 Cameron Leary, Boston College	37 Travis Bazzana, Oregon St.	34
Base on Balls Per Game (148 ranked)	Malcolm Moore	125	3	0.85 Jacob Friend, Davidson	1.52 Travis Bazzana, Oregon St.	1.26
Batting Average (250 ranked)				Edwin Delacruz, Ark.-Pine Bluff	0.500 Travis Bazzana, Oregon St.	0.465
Complete Games (10 ranked)				Armando Sierra, Mississippi Val.	3 Clark Candotti, Arizona	1
Doubles (91 ranked)	Jimmy Nati	91	4	10 Michael Carpenter, California Baptist	Grant Taylor, Washington St.	1
Doubles Per Game (139 ranked)	Jimmy Nati	108	5	0.38 Michael Carpenter, California Baptist	17 Ryan Campos, Arizona St.	12
Earned Run Average (199 ranked)	Christian Lim	145	9	3.28 Jamie Arnold, Florida St.	0.66 Grant Cunningham, Washington	1.73
Games Started (25 ranked)	Christian Lim	25	2	7 Chase Henessey, Utah Valley	12 Grant Taylor, Washington St.	8
Hit Batters (113 ranked)	Matt Scott	25	2			
Hit By Pitch Per Game (149 ranked)				Evan Hurlburt, Alabama A&M	16 Grayson Grissell, Oregon	9
Hits (135 ranked)				Kody Watanabe, San Francisco	0.69 Jacob Krieg, Oregon St.	0.38
Hits by Pitch (143 ranked)				Ben Miller, Duke	Nate Swarts, Washington St.	0.38
Hits Allowed Per Nine Innings (150 ranked)	Matt Scott	58	4	Kody Watanabe, San Francisco	18 Carter Garate, Oregon	9
Hits Per Game (150 ranked)	Christian Lim	106	10	Ben Miller, Duke	34 Travis Bazzana, Oregon St.	47
Home Runs (121 ranked)	Malcolm Moore	121	4	6.20 Ryan Gallagher, UC Santa Barbara	3.71 Grayson Grissell, Oregon	4.11
Home Runs Per Game (138 ranked)	Malcolm Moore	138	4	Caden Kendie, UC Irvine	1.90 Travis Bazzana, Oregon St.	1.74
On Base Percentage (150 ranked)	Malcolm Moore	121	4	8 Charlie Condon, Georgia	19 Travis Bazzana, Oregon St.	16
Pitching Appearances (82 ranked)	Trevor Moore	82	7	0.31 Grant Kripp, Campbell	0.68 Travis Bazzana, Oregon St.	0.59
Runs (141 ranked)				Travis Bazzana, Oregon St.	0.806 Travis Bazzana, Oregon St.	0.806
Runs Batted In (142 ranked)				13 Gavin Galy, Nichols	18 Rashad Ruff, UCLA	17
Runs Batted In Per Game (148 ranked)				Gabe Miller, Alabama	50 Travis Bazzana, Oregon St.	34
Runs Per Game (150 ranked)				Braden Montgomery, Texas A&M	51 Travis Bazzana, Oregon St.	39
Sacrifice Bunts (64 ranked)				Grant Kripp, Campbell	Caleb Lomavita, California	39
Sacrifice Bunts Per Game (148 ranked)				Gabe Miller, Alabama	Mason White, Arizona	39
Strikeouts (139 ranked)				1.82 Caleb Lomavita, California	1.82 Caleb Lomavita, California	1.63
Strikeouts Per Nine Innings (150 ranked)				1.79 Travis Bazzana, Oregon St.	1.79 Travis Bazzana, Oregon St.	1.50
Sacrifice Bunts (64 ranked)	Temo Becerra	31	1	5 Garrison Weiss, Prairie View	12 Temo Becerra, Stanford	5
Sacrifice Bunts Per Game (148 ranked)	Trevor Haskins	64	2			
Strikeouts (139 ranked)	Ethan Holt	64	2	4		
Strikeouts Per Game (148 ranked)	Ethan Holt	37	1	0.20 Garrison Weiss, Prairie View	0.43 Colin Blanchard, Washington	0.20
Strikeouts Per Nine Innings (150 ranked)	Trevor Haskins	82	5	0.19	Colin Blanchard, Washington	0.20
Sacrifice Files (91 ranked)	Trevor Haskins	91	7	0.16	Ethan Holt, Stanford	0.20
Saves (321 ranked)						
Saves Per Game (148 ranked)	Toran O'Harran	40	3	Matt King, UTSA	7 Crew Parke, Washington St.	7
Slugging Percentage (249 ranked)	Aldan Keenan	321	14	Crew Parke, Washington St.		
Stolen Bases (120 ranked)	Nick Dugan	321	14	4 Charlie Belleson, Duke	8 Micah Ashman, Utah	8
Stolen Bases Per Game (148 ranked)				1 Micah Ashman, Utah		
Strikeouts (139 ranked)				1 Ethan Bates, Louisiana Tech		
Strikeouts Per Nine Innings (150 ranked)				Grant Kripp, Campbell		
Total Bases (145 ranked)				Trent Rice, Oakland	1.156 Travis Bazzana, Oregon St.	1.059
Walks Allowed Per Nine Innings (148 ranked)				Marshall Toole, Auburn	24 Kai Roberts, Utah	18
WhIP (150 ranked)				Cooper Weiss, Auburn	24	
Walks Allowed Per Nine Innings (148 ranked)				Trent Rice, Oakland	0.89 Kai Roberts, Utah	0.64
WhIP (150 ranked)				Marshall Toole, Auburn	0.89	
Walks Allowed Per Nine Innings (148 ranked)				Cooper Weiss, Auburn		
WhIP (150 ranked)						
WhIP (150 ranked)						
WhIP (150 ranked)						
WhIP (150 ranked)						
WhIP (150 ranked)						
WhIP (150 ranked)						
WhIP (150 ranked)						
WhIP (150 ranked)						
WhIP (150 ranked)						
WhIP (150 ranked)						
WhIP (150 ranked)						
WhIP (150 ranked)						
WhIP (150 ranked)						
WhIP (150 ranked)						
WhIP (150 ranked)						
WhIP (150 ranked)						
WhIP (150 ranked)						
WhIP (150 ranked)						
WhIP (150 ranked)						
WhIP (150 ranked)						
WhIP (150 ranked)						
WhIP (150 ranked)						
WhIP (150 ranked)						
WhIP (150 ranked)						
WhIP (150 ranked)						
WhIP (150 ranked)						
WhIP (150 ranked)						
WhIP (150 ranked)						
WhIP (150 ranked)						
WhIP (150 ranked)						
WhIP (150 ranked)						
WhIP (150 ranked)						
WhIP (150 ranked)						
WhIP (150 ranked)						
WhIP (150 ranked)						
WhIP (150 ranked)						
WhIP (150 ranked)						
WhIP (150 ranked)						
WhIP (150 ranked)						
WhIP (150 ranked)						
WhIP (150 ranked)						
WhIP (150 ranked)						
WhIP (150 ranked)						
WhIP (150 ranked)						
WhIP (150 ranked)						
WhIP (150 ranked)						
WhIP (150 ranked)						
WhIP (150 ranked)						
WhIP (150 ranked)						
WhIP (150 ranked)						
WhIP (150 ranked)						
WhIP (150 ranked)						
WhIP (150 ranked)						
WhIP (150 ranked)						
WhIP (150 ranked)						
WhIP (150 ranked)						
WhIP (150 ranked)						
WhIP (150 ranked)						
WhIP (150 ranked)						
WhIP (150 ranked)						

STANFORD HOME RUNS

#	PLAYER (#)	GM	DATE	OPPONENT	PITCHER	ON	INN	OUT	COUNT	SCORE	FINAL
1	Charlie Saum (1)	2	2/16	Cal State Fullerton (G2)	Mikiah Negrete (L)	0	2	1	3-2	0-3	L, 6-15
2	Cort MacDonald (1)	3	2/18	Cal State Fullerton	Aaron Ceniceros (R)	1	7	0	2-1	2-1	W, 4-1
3	Malcolm Moore (1)	4	2/19	UNLV	Rylan Charles (L)	2	9	0	0-0	5-10	L, 8-10
4	Brandon Larson (1)	6	2/24	Penn State	Jaden Henline (R)	1	2	0	1-0	0-3	L, 2-13 (7)
5	Brady Reynolds (1)	7	2/25	Penn State	Mason Butash (R)	2	2	0	2-0	0-3	W, 9-5
6	Owen Cobb (1)	7	2/25	Penn State	Ben DeMell (R)	3	3	2	1-1	5-3	W, 9-5
7	Owen Cobb (2)	8	2/26	San Jose State	Tyler Albanese (R)	0	5	2	3-2	5-3	W, 9-4
8	Owen Cobb (3)	8	2/26	San Jose State	Corey Sanchez (L)	0	7	1	1-1	6-4	W, 9-4
9	Malcolm Moore (2)	9	3/1	at Rice	Parker Smith (R)	0	1	2	2-0	0-0	W, 6-2
10	Malcolm Moore (3)	11	3/3	at Rice	Tom Vincent (L)	1	5	2	0-0	2-2	W, 4-3
11	Jimmy Nati (1)	14	3/9	at Washington	Calvin Kirchoff (R)	0	1	2	3-2	0-0	W, 4-2
12	Malcolm Moore (4) *	14	3/9	at Washington	Calvin Kirchoff (R)	0	5	0	0-0	1-1	W, 4-2
13	Malcolm Moore (5)	15	3/10	at Washington	Spencer Dessart (R)	0	1	1	1-2	0-0	L, 2-9
14	Cort MacDonald (2) *	16	3/15	USC	Josh Blum (R)	0	9	0	1-2	1-5	L, 2-5
15	Charlie Saum (2) *	18	3/17	USC	Josh Blum (R)	0	9	0	0-1	5-11	L, 8-11
16	Gabe Springer (1)	18	3/17	USC	Josh Blum (R)	1	9	0	1-1	6-11	L, 8-11
17	Malcolm Moore (6) *	20	3/24	Creighton	Malakai Vetoack (R)	0	9	0	3-2	1-8	L, 2-8
18	Cort MacDonald (3)	24	3/30	at Utah	Brett Porthan (R)	0	1	1	1-1	0-0	W, 13-6 (11)
19	Malcolm Moore (7)	24	3/30	at Utah	Brett Porthan (R)	0	3	1	2-1	2-0	W, 13-6 (11)
20	Trevor Haskins (1) *	24	3/30	at Utah	Brett Porthan (R)	0	4	0	1-1	4-2	W, 13-6 (11)
21	Malcolm Moore (8)	25	4/1	at Texas Tech	Jack Washburn (R)	1	3	2	2-0	0-1	L, 9-10 (11)
22	Charlie Saum (3) *	26	4/2	at Texas Tech	Hudson Luce (L)	0	6	0	2-1	3-15	L, 12-15
23	Owen Cobb (4)	26	4/2	at Texas Tech	Carson Baugh (L)	2	7	0	3-1	4-15	L, 12-15
24	Charlie Saum (4)	26	4/2	at Texas Tech	Cole Kaase (R)	2	8	1	3-1	8-15	L, 12-15
25	Trevor Haskins (2)	26	4/2	at Texas Tech	Isaiah Rhodes (R)	0	9	1	0-0	11-15	L, 12-15

* - Leadoff Home Run (Inning) | ! - Leadoff Home Run (Game)

HOME RUN BREAKDOWN

Home.....	12
Road.....	13
Neutral.....	0
vs. RHP.....	19
vs. LHP.....	6
vs. Starter.....	10
vs. Reliever.....	15
Pac-12 Play.....	9
Nonconference Play.....	16
Solo Home Run.....	15
2-Run Home Run.....	5
3-Run Home Run.....	4
Grand Slam.....	1
Inside-The-Park Home Run.....	0
1st Inning.....	4
2nd Inning.....	3
3rd Inning.....	3
4th Inning.....	1
5th Inning.....	3
6th Inning.....	1
7th Inning.....	3
8th Inning.....	1
9th Inning.....	6
Extra Innings.....	0
0 Outs.....	12
1 Out.....	5
2 Outs.....	8
0-0 Count.....	4
0-1 Count.....	1
0-2 Count.....	0
1-0 Count.....	1
1-1 Count.....	5
1-2 Count.....	2
2-0 Count.....	3
2-1 Count.....	3
2-2 Count.....	0
3-0 Count.....	0
3-1 Count.....	2
3-2 Count.....	4
February.....	8
March.....	12
April.....	5
May.....	0
June.....	0
Leadoff Hitter.....	3
No. 2 in Lineup.....	3
No. 3 in Lineup.....	8
Cleanup Hitter.....	0
No. 5 in Lineup.....	1
No. 6 in Lineup.....	1
No. 7 in Lineup.....	1
No. 8 in Lineup.....	2
No. 9 in Lineup.....	4
Pinch Hitter.....	2
Day Game.....	22
Night Game.....	3
To Lead Off Game.....	0
To Lead Off Inning.....	6
To Tie The Game.....	1
To Put Stanford Ahead.....	7
Walk-Off Home Run.....	0
Back-to-Back Home Runs.....	0
Record With Home Run.....	7-9
Record Without Home Run.....	4-6

HOME RUN TRACKER

NAME	1R	2R	3R	GS	SEASON CAREER	LAST
Temo Becerra	--	--	--	--	2	6/4/23 vs. Cal State Fullerton
Owen Cobb	2	--	1	1	4	10 4/2/24 at Texas Tech
Trevor Haskins	2	--	--	--	2	4 4/2/24 at Texas Tech
Brandon Larson	--	1	--	--	1	10* 2/24/24 vs. Penn State
Cort MacDonald	2	1	--	--	3	3 3/30/24 at Utah
Malcolm Moore	5	2	1	--	8	23 4/1/24 at Texas Tech
Jimmy Nati	1	--	--	--	1	1 3/9/24 at Washington
Brady Reynolds	--	--	1	--	1	1 2/25/24 vs. Penn State
Jake Sapien	--	--	--	--	--	3 5/7/23 at #20 Arizona State
Charlie Saum	3	--	1	--	4	4 2, 4/2/24 at Texas Tech
Gabe Springer	--	1	--	--	1	1 3/17/24 vs. USC

* - Includes 9 home runs at UCSD in 2023

TEAM GAME HIGHS

Batting

At bats:	52	-	at Utah (Mar 30, 2024)
Runs scored:	13	-	at Utah (Mar 30, 2024)
Hits:	22	-	at Utah (Mar 30, 2024)
RBI:	12	-	at Texas Tech (Apr 02, 2024)
Doubles:	6	-	at Texas Tech (Apr 01, 2024)
Triples:	2	-	vs Cal State Fullerton (Feb 16, 2024)
	2	-	vs Cal State Fullerton (Feb 18, 2024)
Home runs:	4	-	at Texas Tech (Apr 02, 2024)
Total bases:	36	-	at Utah (Mar 30, 2024)
Walks:	7	-	(4 times)
Strikeouts:	17	-	at Texas Tech (Apr 01, 2024)
Sac hits:	2	-	vs Cal State Fullerton (Feb 18, 2024)
	2	-	at Rice (Mar 02, 2024)
	2	-	at Washington (Mar 09, 2024)
Sac flies:	1	-	(12 times)
Stolen bases:	3	-	vs San Jose State (Feb 26, 2024)
	3	-	at Washington (Mar 08, 2024)
	3	-	vs USC (Mar 16, 2024)
Hit by pitch:	5	-	vs Penn State (Feb 25, 2024)
Caught stealing:	2	-	vs Penn State (Feb 25, 2024)
	2	-	vs USC (Mar 16, 2024)
	2	-	at Utah (Mar 30, 2024)
Runners LOB:	13	-	at Texas Tech (Apr 01, 2024)
Hit into DP:	2	-	(4 times)

Fielding

Putouts:	33	-	at Utah (Mar 30, 2024)
Assists:	13	-	vs USC (Mar 15, 2024)
	13	-	at Utah (Mar 28, 2024)
	13	-	at Texas Tech (Apr 01, 2024)
Errors:	4	-	vs USC (Mar 17, 2024)
Passed balls:	1	-	vs Cal State Fullerton (Feb 16, 2024)
	1	-	vs Penn State (Feb 23, 2024)
	1	-	at Washington (Mar 09, 2024)
DPs turned:	3	-	vs Creighton (Mar 23, 2024)

Pitching

Innings pitched:	11.0	-	at Utah (Mar 30, 2024)
Runs allowed:	15	-	vs Cal State Fullerton (Feb 16, 2024)
	15	-	vs Penn State (Feb 23, 2024)
	15	-	at Texas Tech (Apr 02, 2024)
Earned runs:	15	-	vs Cal State Fullerton (Feb 16, 2024)
	15	-	vs Penn State (Feb 23, 2024)
	15	-	at Texas Tech (Apr 02, 2024)
Walks allowed:	17	-	vs Penn State (Feb 23, 2024)
Strikeouts:	16	-	vs Cal State Fullerton (Feb 16, 2024)
	16	-	vs Creighton (Mar 25, 2024)
	16	-	vs UNLV (Feb 19, 2024)
Doubles allowed:	6	-	vs Cal State Fullerton (Feb 16, 2024)
Triples allowed:	2	-	(4 times)
Homers allowed:	4	-	at Texas Tech (Apr 01, 2024)
Wild pitches:	4	-	at Utah (Mar 29, 2024)
Hit batters:	5	-	vs Penn State (Feb 24, 2024)

INDIVIDUAL GAME HIGHS

Batting

At bats:	7	-	MacDonald, Cort at Utah (Mar 30, 2024)
	7	-	Cobb, Owen at Utah (Mar 30, 2024)
	7	-	Moore, Malcolm at Utah (Mar 30, 2024)
Runs scored:	4	-	Haskins, Trevor at Texas Tech (Apr 02, 2024)
Hits:	4	-	(4 times)
RBI:	5	-	Haskins, Trevor at Utah (Mar 30, 2024)
Doubles:	2	-	(6 times)
Triples:	2	-	Cobb, Owen vs Cal State Fullerton (Feb 18, 2024)
Home runs:	2	-	Cobb, Owen vs San Jose State (Feb 26, 2024)
	2	-	Saum, Charlie at Texas Tech (Apr 02, 2024)
Total bases:	10	-	Haskins, Trevor at Texas Tech (Apr 02, 2024)
Walks:	3	-	Lavin, Luke vs San Jose State (Feb 26, 2024)
	3	-	Moore, Malcolm vs USC (Mar 17, 2024)
Strikeouts:	3	-	(4 times)
Sac hits:	1	-	(19 times)
Sac flies:	1	-	(12 times)
Stolen bases:	2	-	MacDonald, Cort vs San Jose State (Feb 26, 2024)
Hit by pitch:	2	-	Becerra, Temo vs UNLV (Feb 19, 2024)
Caught stealing:	1	-	(11 times)
Runners LOB:	5	-	(4 times)

Fielding

Putouts:	16	-	Moore, Malcolm vs Cal State Fullerton (Feb 16, 2024)
Assists:	6	-	Cobb, Owen vs USC (Mar 16, 2024)
	6	-	Cobb, Owen at Texas Tech (Apr 01, 2024)
	6	-	Haskins, Trevor at Texas Tech (Apr 01, 2024)
Errors:	2	-	Nati, Jimmy at California (Mar 05, 2024)
Passed balls:	1	-	Saum, Charlie vs Cal State Fullerton (Feb 16, 2024)
	1	-	Moore, Malcolm vs Penn State (Feb 23, 2024)
	1	-	Moore, Malcolm at Washington (Mar 09, 2024)

Pitching

Innings pitched:	7.0	-	Scott, Matt at Washington (Mar 08, 2024)
	7.0	-	Lim, Christian vs USC (Mar 16, 2024)
	7.0	-	Scott, Matt vs Creighton (Mar 23, 2024)
Runs allowed:	9	-	Volchko, Joey at Texas Tech (Apr 02, 2024)
Earned runs:	9	-	Volchko, Joey at Texas Tech (Apr 02, 2024)
Walks allowed:	6	-	Scott, Matt at Utah (Mar 29, 2024)
Strikeouts:	12	-	Scott, Matt at Rice (Mar 01, 2024)
Hits allowed:	8	-	Moore, Trevor vs UNLV (Feb 19, 2024)
Doubles allowed:	4	-	Lim, Christian vs Cal State Fullerton (Feb 16, 2024)
Triples allowed:	2	-	Moore, Trevor vs San Jose State (Feb 26, 2024)
	2	-	Reimers, Ben vs USC (Mar 17, 2024)
Homers allowed:	2	-	(4 times)
Wild pitches:	3	-	Scott, Matt at Utah (Mar 29, 2024)
Hit batters:	4	-	Speshyock, Ryan vs San Jose State (Feb 26, 2024)

LAST AT-BAT WINS (2) | WALK-OFF WINS (0)

GAME	INNING	AT BAT	GO-AHEAD PLAY	FINAL
3/9/24 at Washington	T9	Cort MacDonald	MacDonald singled to third base, RBI; Hott advanced to third; Becerra scored, unearned.	4-2
3/30/24 at Utah	T11	Cort MacDonald	MacDonald doubled down the lf line, RBI; Cobb scored.	13-6 (11)

* - Walk-Off Win

OUTFIELD ASSISTS (1)

GAME	PLAYER	PLAY
3/29 at Utah	Saborn Campbell	9-3-5, SF, Roberts out on the play

BIG INNING TRACKER - 4+ RUNS (4)

STANFORD IS 3-1 IN GAMES WITH A BIG INNING

GAME	INNING	BATTERS	R	H	E	FINAL
2/25 vs. Penn State	B3	11	6	2	0	W, 9-5
3/2 at Rice	T6	9	5	3	0	W, 8-2
3/30 at Utah	T11	12	7	7	2	W, 13-6 (11)
4/2 at Texas Tech	T8	8	4	3	0	L, 12-15

OPPONENT BIG INNING TRACKER - 4+ RUNS (9)

STANFORD IS 0-7 IN GAMES ALLOWING A BIG INNING

GAME	INNING	BATTERS	R	H	E	FINAL
2/16 vs. Cal State Fullerton (G2)	T5	8	5	2	0	L, 6-15
2/23 vs. Penn State	T5	9	4	4	0	
	T8	11	5	1	0	L, 4-15
2/24 vs. Penn State	T5	9	5	5	1	
	T7	7	4	3	0	L, 2-13 (7)
3/10 at Washington	B3	11	7	4	0	L, 2-9
3/17 vs. USC	T8	8	4	3	1	L, 8-11
3/24 vs. Creighton	T9	12	8	7	1	L, 2-8
4/2 at Texas Tech	B3	14	9	5	0	L, 12-15

COMEBACK WINS (4) | 7TH INNING OR LATER (0)

GAME	DEFICIT	INNING	FINAL
2/18 vs. Cal State Fullerton	1-0	5th	4-1
2/25 vs. Penn State	3-0	2nd	9-5
2/26 vs. San Jose State	1-0	1st	9-4
3/25 vs. Creighton	3-1	5th	6-3

2024 Stanford Baseball
Team Game-by-Game for Stanford (as of Apr 02, 2024)
Batting (All games)

Date	Opponent	lb	r	h	rbi	2b	3b	hr	tb	bb	ibb	sb	cs	hbp	sac	sf	gdp	k	po	a	e	lob	avg	
Feb 16	CAL STATE FULLERTO	29	0	4	0	1	0	0	5	5	0	0	0	0	0	0	2	6	27	5	2	7	.138	
Feb 16	CAL STATE FULLERTO	39	6	12	6	0	2	1	19	4	0	0	0	0	0	1	0	9	27	6	1	11	.230	
Feb 18	CAL STATE FULLERTO	32	4	10	3	0	3	2	21	3	1	0	0	0	2	0	0	3	27	10	0	9	.265	
Feb 19	UNLV	37	8	11	8	2	0	1	16	3	0	0	0	2	0	0	0	5	27	9	1	7	.270	
Feb 23	PENN STATE	33	4	6	4	1	0	0	7	7	0	1	1	2	0	0	1	5	27	4	0	11	.253	
Feb 24	PENN STATE	27	2	7	2	0	0	0	10	1	0	0	0	0	0	0	1	3	21	6	2	5	.254	
Feb 25	PENN STATE	29	9	9	9	0	0	2	15	7	0	0	2	5	0	0	1	4	27	10	0	8	.261	
Feb 26	SAN JOSE STATE	36	9	14	9	5	0	2	25	6	0	3	1	1	1	1	0	8	27	10	2	12	.279	
Mar 01	at Rice	34	6	9	5	1	0	1	13	6	1	2	1	2	1	1	1	10	27	7	0	11	.277	
Mar 02	at Rice	31	8	7	7	3	0	0	10	6	0	0	1	3	2	0	2	7	27	5	0	7	.272	
Mar 03	at Rice	30	4	5	4	1	0	1	9	3	1	1	0	2	1	0	1	11	27	8	0	5	.263	
Mar 05	at California	32	0	6	0	1	0	0	7	3	0	1	0	1	1	0	0	9	24	8	2	10	.257	
*Mar 08	at Washington	32	3	7	2	1	0	0	8	3	1	3	0	2	1	1	1	8	27	7	1	9	.250	
*Mar 09	at Washington	31	4	6	4	1	0	2	13	5	0	0	0	0	2	1	1	9	27	9	1	8	.254	
*Mar 10	at Washington	34	2	8	2	2	0	1	13	5	0	1	0	0	1	0	0	8	24	9	0	11	.249	
*Mar 15	USC	29	2	5	2	1	0	1	9	1	0	0	0	0	1	0	1	8	27	13	0	2	.245	
*Mar 16	USC	34	7	14	5	3	0	0	17	6	0	3	2	0	1	1	0	10	27	12	1	11	.255	
*Mar 17	USC	36	8	11	8	4	0	2	21	6	1	1	0	1	1	1	0	4	27	9	4	10	.268	
Mar 23	CREIGHTON	30	2	7	2	0	0	0	7	3	0	1	0	0	0	1	1	2	5	27	5	1	6	.257
Mar 24	CREIGHTON	35	2	8	2	0	0	0	11	5	1	1	0	0	0	1	0	4	27	6	1	12	.255	
Mar 25	CREIGHTON	33	6	11	5	0	0	0	11	4	0	1	0	1	0	0	0	8	27	10	1	8	.259	
*Mar 28	at Utah	30	2	5	2	1	0	0	6	2	0	0	0	0	1	0	1	6	24	13	1	4	.255	
*Mar 29	at Utah	37	5	12	5	3	0	0	15	3	0	0	0	2	0	1	1	8	24	5	1	11	.259	
*Mar 30	at Utah	52	13	22	11	5	0	3	36	2	0	1	2	2	0	1	1	7	33	12	1	11	.269	
Apr 01	at Texas Tech	45	9	15	7	6	0	1	24	7	0	1	1	1	1	1	1	17	30	12	3	13	.273	
Apr 02	at Texas Tech	38	12	14	12	3	1	4	31	7	0	0	0	2	0	1	1	7	24	10	0	9	.277	
Totals		885	137	245	126	48	5	25	378	113	6	21	11	29	19	12	20	189	690	226	25	228	.277	

2024 Stanford Baseball
Team Game-by-Game for Stanford (as of Apr 02, 2024)
Pitching (All games)

Date	Opponent	ip	h	r	er	bb	so	2b	3b	hr	wp	bk	hbp	dp	ibb	score	w-l	sv	era
Feb 16	CAL STATE FULLERTON	9.0	5	4	3	1	16	3	0	1	0	1	0	0	0	0-4	0-1	0	3.00
Feb 16	CAL STATE FULLERTON	9.0	15	15	15	6	13	6	1	2	0	0	1	0	0	6-15	0-2	0	9.00
Feb 18	CAL STATE FULLERTON	9.0	7	1	1	4	8	0	0	1	2	0	0	0	0	4-1	1-2	1	6.33
Feb 19	UNLV	9.0	16	10	10	4	7	2	0	0	2	1	3	0	0	8-10	1-3	1	7.25
Feb 23	PENN STATE	9.0	13	15	15	17	14	3	0	2	1	0	1	1	0	4-15	1-4	1	8.87
Feb 24	PENN STATE	7.0	11	13	13	2	8	1	0	3	1	0	5	0	0	2-13	1-5	1	9.87
Feb 25	PENN STATE	9.0	7	5	5	9	9	0	1	1	0	1	2	2	0	9-5	2-5	1	9.15
Feb 26	SAN JOSE STATE	9.0	8	4	1	1	8	0	2	1	0	0	4	1	0	9-4	3-5	1	8.10
Mar 01	at Rice	9.0	2	2	2	9	15	0	0	1	1	0	0	1	0	6-2	4-5	2	7.41
Mar 02	at Rice	9.0	4	2	2	3	13	1	0	1	1	0	0	0	0	8-2	5-5	2	8.85
Mar 03	at Rice	9.0	7	3	3	5	10	3	0	0	1	0	1	0	0	4-3	6-5	3	6.49
Mar 05	at California	8.0	4	5	3	5	11	0	1	0	1	0	1	1	0	0-5	6-6	3	6.26
*Mar 08	at Washington	9.0	6	2	2	3	11	0	0	1	0	1	2	0	0	3-2	7-6	4	5.92
*Mar 09	at Washington	9.0	7	2	2	1	12	3	0	1	0	0	1	0	0	4-2	8-6	5	6.63
*Mar 10	at Washington	8.0	10	9	9	11	6	4	0	0	2	0	1	2	0	2-9	8-7	5	5.91
*Mar 15	USC	9.0	8	5	5	4	8	1	2	0	1	0	1	0	0	2-5	8-8	5	5.85
*Mar 16	USC	9.0	4	1	1	3	6	1	0	0	0	0	1	1	0	7-1	9-8	5	5.56
*Mar 17	USC	9.0	12	11	7	6	7	2	2	1	0	0	4	0	0	8-11	9-9	5	5.64
Mar 23	CREIGHTON	9.0	6	3	3	2	8	2	1	0	1	0	1	0	0	2-3	9-10	5	5.50
Mar 24	CREIGHTON	9.0	11	8	8	5	13	4	2	0	1	0	0	0	0	0-8	9-11	5	5.62
Mar 25	CREIGHTON	9.0	5	3	3	4	16	1	0	0	2	0	3	1	0	6-3	10-11	6	5.50
*Mar 28	at Utah	8.0	6	3	2	2	4	0	1	0	1	0	0	0	0	2-3	10-12	6	5.36
*Mar 29	at Utah	8.0	8	7	7	9	9	1	0	1	4	0	1	1	0	5-7	10-13	6	5.46
*Mar 30	at Utah	11.0	12	6	6	6	3	9	1	0	1	0	2	0	0	13-6	11-13	6	5.43
Apr 01	at Texas Tech	10.0	11	10	10	8	10	0	0	4	0	1	1	2	0	9-10	11-14	6	5.59
Apr 02	at Texas Tech	8.0	13	15	15	9	6	1	1	3	1	0	1	0	0	12-15	11-15	6	5.99
Totals		230.0	218	164	153	136	257	40	14	24	24	3	40	18	0	137-164	11-15	6	5.99

2024 Stanford Baseball
Opponent Game-by-Game for Stanford (as of Apr 02, 2024)
Batting (All games)

Date	Opponent	3b	r	h	rbi	2b	3b	hr	tb	bb	lbb	sb	cs	hbp	sac	sf	gdp	k	po	a	e	lob	avg	
Feb 16	CAL STATE FULLERTO	33	4	5	4	3	0	0	8	1	0	1	0	1	0	0	0	16	27	11	0	4	152	
Feb 16	CAL STATE FULLERTO	40	15	15	6	1	2	29	6	0	0	1	0	3	0	2	0	13	27	5	1	9	252	
Feb 18	CAL STATE FULLERTO	34	1	7	1	0	0	1	10	4	0	0	0	0	0	0	0	8	24	12	1	10	274	
Feb 19	UNLV	43	10	16	8	2	0	0	18	4	0	0	1	3	0	0	0	7	27	12	1	13	287	
Feb 23	PENN STATE	37	15	13	15	3	0	2	22	17	0	0	1	1	1	1	0	14	27	9	2	15	299	
Feb 24	PENN STATE	32	13	11	12	1	0	3	21	2	0	2	0	5	0	1	0	8	21	9	0	6	306	
Feb 25	PENN STATE	29	5	7	5	0	1	1	12	9	0	0	1	2	0	2	2	2	9	24	8	0	10	298
Feb 26	SAN JOSE STATE	35	4	8	3	0	2	1	15	1	0	0	0	4	0	0	0	1	8	24	5	1	9	290
Mar 01	at Rice	27	2	2	2	0	0	1	5	9	0	0	0	0	0	1	1	15	27	10	3	8	271	
Mar 02	at Rice	31	2	4	2	1	0	1	8	3	0	0	0	0	0	0	0	13	27	13	2	5	258	
Mar 03	at Rice	33	3	7	3	3	0	0	10	5	0	1	0	1	1	0	0	10	27	10	10	0	10	254
Mar 05	at California	25	5	4	3	0	1	0	6	5	0	0	2	1	1	1	0	1	11	27	3	0	3	248
*Mar 08	at Washington	32	2	6	2	0	0	1	9	3	0	0	0	1	0	0	0	2	11	27	9	2	8	244
*Mar 09	at Washington	34	2	7	2	3	0	1	13	1	0	1	0	1	1	0	0	12	27	13	2	8	241	
*Mar 10	at Washington	32	9	10	8	4	0	0	14	11	0	2	0	1	0	0	0	2	6	27	11	0	11	245
*Mar 15	USC	30	5	8	5	1	2	0	13	4	0	4	1	1	2	2	0	8	27	8	0	7	247	
*Mar 16	USC	30	1	4	1	1	0	0	5	3	0	2	1	1	0	0	1	6	24	5	0	6	241	
*Mar 17	USC	39	11	12	8	2	2	1	21	6	0	0	4	0	4	1	0	0	7	27	7	0	12	245
Mar 23	CREIGHTON	31	3	6	3	2	1	0	8	1	0	3	0	1	0	0	0	2	8	27	11	1	4	242
Mar 24	CREIGHTON	35	8	11	8	4	2	0	19	5	0	1	1	0	0	2	0	13	27	7	3	7	246	
Mar 25	CREIGHTON	31	3	5	3	1	0	0	6	4	0	1	1	3	0	0	1	16	24	9	0	8	242	
*Mar 28	at Utah	29	3	6	3	0	1	0	8	2	0	1	1	1	0	0	0	4	4	27	12	0	5	241
*Mar 29	at Utah	29	7	8	6	1	0	1	12	9	0	2	0	1	1	1	0	9	27	8	1	10	242	
*Mar 30	at Utah	44	6	12	6	1	0	1	16	3	0	0	1	2	0	0	0	9	33	10	2	10	244	
Apr 01	at Texas Tech	40	10	11	10	0	0	4	23	8	0	0	0	1	0	0	0	2	10	33	12	3	9	246
Apr 02	at Texas Tech	35	15	13	15	1	3	25	9	0	0	0	1	1	0	0	1	0	6	27	10	0	7	251
Totals		870	164	218	153	40	14	24	358	136	0	26	12	40	8	13	15	257	693	235	213	25	215	251

2024 Stanford Baseball
Opponent Game-by-Game for Stanford (as of Apr 02, 2024)
Pitching (All games)

Date	Opponent	ip	h	r	e	bb	so	2b	3b	hr	wp	bk	hbp	dp	ibb	score	w-l	sv	era
Feb 16	Cal State Fullerton	9.0	4	0	0	5	6	1	0	0	0	0	0	2	0	4-0	1-0	0	0.00
Feb 16	Cal State Fullerton	9.0	12	6	5	4	9	0	2	1	1	0	0	0	0	15-6	2-0	1	2.50
Feb 18	Cal State Fullerton	8.0	10	4	3	3	3	2	1	1	0	0	0	0	1	1-4	2-1	1	2.77
Feb 19	UNLV	9.0	11	8	8	3	5	2	0	1	0	0	2	0	0	10-8	3-1	1	4.11
Feb 23	Penn State	9.0	6	4	4	7	5	1	0	0	2	0	2	1	0	15-4	4-1	1	4.00
Feb 24	Penn State	7.0	7	2	2	1	3	0	0	1	0	0	0	1	0	13-2	5-1	2	3.88
Feb 25	Penn State	8.0	9	9	9	7	4	0	0	2	0	0	5	2	0	5-9	5-2	4	2.73
Feb 26	San Jose State	8.0	14	9	8	6	8	5	0	2	0	0	1	0	0	4-9	5-3	2	4.24
Mar 01	at Rice	9.0	9	6	4	6	10	1	0	1	1	0	2	1	1	2-6	5-4	2	5.09
Mar 02	at Rice	9.0	7	8	7	6	7	3	0	0	0	0	3	2	0	2-8	5-5	2	5.29
Mar 03	at Rice	9.0	5	4	3	3	11	1	0	1	0	0	2	1	1	3-4	5-6	2	5.07
Mar 05	at California	9.0	6	0	0	0	3	9	1	0	0	1	0	1	0	5-0	6-6	2	4.63
*Mar 08	at Washington	9.0	7	3	2	3	8	1	0	0	1	0	2	1	1	2-3	6-7	2	4.42
*Mar 09	at Washington	9.0	6	4	2	5	9	1	0	2	0	0	0	1	0	2-4	6-8	2	4.24
*Mar 10	at Washington	9.0	8	2	2	5	8	2	0	1	1	0	0	0	0	9-2	7-8	2	4.08
*Mar 15	USC	9.0	5	2	2	1	8	1	0	1	1	0	0	1	0	5-2	8-8	2	3.95
*Mar 16	USC	8.0	14	7	6	6	10	3	0	0	1	0	0	0	0	1-7	8-9	2	4.30
*Mar 17	USC	9.0	11	8	8	6	4	4	0	2	1	0	1	0	1	11-8	9-9	2	4.33
Mar 23	Oregon	9.0	7	2	2	3	5	0	0	0	1	0	0	2	0	3-2	10-9	3	4.20
Mar 24	Oregon	9.0	8	2	2	5	4	0	0	1	1	0	0	1	1	8-2	11-9	3	4.09
Mar 25	Oregon	8.0	11	6	6	4	8	0	0	0	1	1	1	1	0	3-6	11-10	3	4.20
*Mar 28	at Utah	9.0	5	2	2	2	6	1	0	0	1	0	0	1	0	3-2	12-10	4	4.10
*Mar 29	at Utah	9.0	12	5	3	3	8	3	0	0	1	0	2	1	0	7-5	13-10	5	4.05
*Mar 30	at Utah	11.0	22	13	11	2	7	5	0	3	0	0	2	1	0	6-13	13-11	5	4.31
Apr 01	at Texas Tech	11.0	15	9	6	7	17	6	0	1	1	0	1	1	0	10-9	14-11	5	4.34
Apr 02	at Texas Tech	9.0	14	12	7	12	7	3	1	4	5	0	2	1	0	15-12	15-11	5	4.64
Totals		231.0	245	137	119	113	189	48	5	25	22	1	29	22	6	164-137	15-11	5	4.66

SERIES-BY-SERIES BATTING

DATE	OPPONENT	AVG	GP	AB	R	H	2B	3B	HR	RBI	TB	SLG%	BB	HBP	SO	GDP	OB%	SF	SH	SB	ATT	PO	A	E	FLD%
2/16-2/18	Cal State Fullerton	.260	3	100	10	26	4	4	2	9	44	.440	12	0	18	2	.336	1	2	0	0	81	21	3	.971
2/23-2/25	Penn State	.247	3	89	15	22	1	0	3	15	32	.360	15	7	12	3	.396	0	0	1	4	75	20	2	.979
3/1-3/3	at Rice	.221	3	95	18	21	5	0	2	16	32	.337	15	7	28	4	.364	1	4	3	5	81	20	0	1.000
3/8-3/10	at Washington	.216	3	97	9	21	4	0	3	8	34	.351	13	2	25	2	.316	2	4	4	4	78	25	2	.981
3/15-3/17	USC	.303	3	99	17	30	8	0	3	15	47	.475	13	1	22	1	.383	2	3	4	6	81	34	5	.958
3/23-3/25	Creighton	.265	3	98	10	26	0	0	1	9	29	.296	12	1	17	3	.348	1	2	3	3	81	26	3	.973
3/28-3/30	at Utah	.328	3	119	20	39	9	0	3	18	57	.479	7	4	21	3	.379	2	1	1	3	81	30	3	.974
4/1-4/2	at Texas Tech	.349	2	83	21	29	9	1	5	19	55	.663	14	3	24	2	.451	2	1	1	2	54	23	2	.975

SERIES-BY-SERIES PITCHING

DATE	OPPONENT	ERA	W	L	APP	GS	CG	SHO	CBO	SV	IP	H	R	ER	BB	SO	2B	3B	HR	AB	B/AVG	WP	HBP	BK	SFA	SHA
2/16-2/18	Cal State Fullerton	6.33	1	2	3	3	0	0	0	1	27.0	27	20	19	11	37	9	1	3	107	.252	3	4	0	2	0
2/23-2/25	Penn State	11.88	1	2	3	3	0	0	0	0	25.0	31	33	33	28	31	4	1	6	98	.316	2	8	1	4	1
3/1-3/3	at Rice	2.33	3	0	3	3	0	0	0	2	27.0	13	7	7	17	38	4	0	2	91	.143	3	1	0	1	1
3/8-3/10	at Washington	4.50	2	1	3	3	0	0	0	2	26.0	23	13	13	15	29	7	0	2	98	.235	2	3	0	0	1
3/15-3/17	USC	4.33	1	2	3	3	0	0	0	0	27.0	24	17	13	13	21	4	4	1	99	.242	1	6	0	2	3
3/23-3/25	Creighton	4.67	1	2	3	3	0	0	0	1	27.0	22	14	14	11	37	7	3	0	97	.227	4	4	0	2	0
3/28-3/30	at Utah	5.00	1	2	3	3	0	0	0	0	27.0	26	16	15	14	22	2	1	2	102	.255	5	4	0	1	1
4/1-4/2	at Texas Tech	12.50	0	2	2	2	0	0	0	0	18.0	24	25	25	17	16	1	1	7	75	.320	1	2	1	1	0

WEEKEND SERIES BATTING

	AVG	GP	AB	R	H	2B	3B	HR	RBI	TB	SLG%	BB	HBP	SO	GDP	OB%	SF	SH	SB	ATT	PO	A	E	FLD%	
	.265	21	697	99	185	31	4	17	90	275	.395	87	22	143	18	.361	9	16	16	25	558	176	18		.976

WEEKEND SERIES PITCHING

	ERA	W	L	APP	GS	CG	SHO	CBO	SV	IP	H	R	ER	BB	SO	2B	3B	HR	AB	B/AVG	WP	HBP	BK	SFA	SHA
	5.52	10	11	21	21	0	0	0	6	186.0	166	120	114	109	215	37	10	16	692	.240	20	30	1	12	7

MIDWEEK BATTING

	AVG	GP	AB	R	H	2B	3B	HR	RBI	TB	SLG%	BB	HBP	SO	GDP	OB%	SF	SH	SB	ATT	PO	A	E	FLD%
	.319	5	188	38	60	17	1	8	36	103	.548	26	7	46	2	.415	3	3	5	7	132	50	7	.963

MIDWEEK PITCHING

	ERA	W	L	APP	GS	CG	SHO	CBO	SV	IP	H	R	ER	BB	SO	2B	3B	HR	AB	B/AVG	WP	HBP	BK	SFA	SHA
	7.98	1	4	5	5	0	0	0	0	44.0	52	44	39	27	42	3	4	8	178	.292	4	10	2	1	1

MONTH-BY-MONTH BATTING

MONTH	AVG	GP	AB	R	H	2B	3B	HR	RBI	TB	SLG%	BB	HBP	SO	GDP	OB%	SF	SH	SB	ATT	PO	A	E	FLD%
February	.279	8	262	42	73	12	4	8	41	117	.447	36	10	43	5	.384	2	3	4	8	210	60	8	.971
March	.265	16	540	74	143	27	0	12	66	206	.381	63	16	122	13	.354	8	15	16	22	426	143	15	.974
April	.349	2	83	21	29	9	1	5	19	55	.663	14	3	24	2	.451	2	1	1	2	54	23	2	.975

MONTH-BY-MONTH PITCHING

MONTH	ERA	W	L	APP	GS	CG	SHO	CBO	SV	IP	H	R	ER	BB	SO	2B	3B	HR	AB	B/AVG	WP	HBP	BK	SFA	SHA
February	8.10	3	5	8	8	0	0	0	1	70.0	82	67	63	44	83	15	4	10	283	.290	7	19	2	6	1
March	4.12	8	8	16	16	0	0	0	5	142.0	112	72	65	75	158	24	9	7	512	.219	16	19	0	6	7
April	12.50	0	2	2	2	0	0	0	0	18.0	24	25	25	17	16	1	1	7	75	.320	1	2	1	1	0

HOME-ROAD-NEUTRAL BATTING

HOME/ROAD/NEUTRAL	AVG	GP	AB	R	H	2B	3B	HR	RBI	TB	SLG%	BB	HBP	SO	GDP	OB%	SF	SH	SB	ATT	PO	A	E	FLO%	
Home	.285	11	361	59	103	20	4	11	56	164	.454	49	11	65	6	.384	4	6	8	14	291	94	13		.967
Road	.272	12	426	68	116	28	1	13	61	185	.434	52	17	107	11	.369	7	11	10	15	318	106	9		.979

HOME-ROAD-NEUTRAL PITCHING

HOME/ROAD/NEUTRAL	ERA	W	L	APP	GS	CG	SHO	CBO	SV	IP	H	R	ER	BB	SO	2B	3B	HR	AB	B/AVG	WP	HBP	BK	SFA	SHA
Home	7.05	4	7	11	11	0	0	0	1	97.0	106	84	76	57	104	19	8	11	382	.277	8	25	2	8	4
Road	5.35	6	6	12	12	0	0	0	4	106.0	90	66	63	68	116	14	3	13	391	.230	12	11	1	3	4

DAY-NIGHT BATTING

DAY/NIGHT	AVG	GP	AB	R	H	2B	3B	HR	RBI	TB	SLG%	BB	HBP	SO	GDP	OB%	SF	SH	SB	ATT	PO	A	E	FLD%	
Day	.290	20	683	115	198	37	5	22	108	311	.455	91	23	131	15	.387	9	13	14	23	531	165	19		.973
Night	.233	6	202	22	47	11	0	3	18	67	.332	22	6	58	5	.322	3	6	7	9	159	61	6		.973

DAY-NIGHT PITCHING

DAY/NIGHT	ERA	W	L	APP	GS	CG	SHO	CBO	SV	IP	H	R	ER	BB	SO	2B	3B	HR	AB	B/AVG	WP	HBP	BK	SFA	SHA
Day	6.56	9	11	20	20	0	0	0	4	177.0	181	137	129	105	198	39	10	18	687	.263	20	35	2	10	5
Night	4.08	2	4	6	6	0	0	0	2	53.0	37	27	24	31	59	1	4	6	183	.202	4	5	1	3	3

GAME-BY-GAME STARTERS BY POSITION

DATE	OPPONENT	P	C	1B	2B	3B	SS	LF	CF	RF	DH	RESULT
2/16 (1)	Cal State Fullerton	Scott	M. Moore	Nati	Cobb	Becerra	Haskins	Sapien	MacDonald	Campbell	Saum	L, 0-4
2/16 (2)	Cal State Fullerton	Lim	Saum	Nati	Cobb	Springer	Becerra	Sapien	Hott	Campbell	M. Moore	L, 6-15
2/18	Cal State Fullerton	Dugan	M. Moore	Nati	Cobb	Becerra	Haskins	Sapien	MacDonald	Campbell	Saum	W, 4-1
2/19	UNLV	Fleischli	M. Moore	Nati	Cobb	Becerra	Haskins	MacDonald	Hott	Campbell	Sapien	L, 8-10
2/23	Penn State	Scott	M. Moore	Nati	Cobb	Becerra	Haskins	Sapien	MacDonald	Campbell	Saum	L, 4-15
2/24	Penn State	Lim	M. Moore	Larson	Cobb	Becerra	Haskins	Nati	MacDonald	Reynolds	Sapien	L, 2-13
2/25	Penn State	Dugan	M. Moore	Nati	Cobb	Becerra	Haskins	Lavin	MacDonald	Reynolds	Sapien	W, 9-5
2/26	San Jose State	T. Moore	Saum	Nati	Cobb	Becerra	Haskins	Lavin	MacDonald	Reynolds	M. Moore	W, 9-4
3/1	at Rice	Scott	M. Moore	Nati	Cobb	Becerra	Haskins	MacDonald	Hott	Reynolds	Lavin	W, 6-2
3/2	at Rice	Lim	M. Moore	Nati	Cobb	Becerra	Haskins	MacDonald	Hott	Reynolds	Lavin	W, 8-2
3/3	at Rice	Dugan	M. Moore	Nati	Cobb	Becerra	Haskins	MacDonald	Hott	Reynolds	Lavin	W, 4-3
3/5	at California	Keenan	M. Moore	Nati	Cobb	Becerra	Haskins	Lavin	MacDonald	Reynolds	Sapien	L, 0-5
3/8	at Washington	Scott	M. Moore	Nati	Cobb	Becerra	Haskins	MacDonald	Hott	Reynolds	Lavin	W, 3-2
3/9	at Washington	Lim	M. Moore	Nati	Cobb	Becerra	Haskins	MacDonald	Hott	Reynolds	Lavin	W, 4-2
3/10	at Washington	Dugan	M. Moore	Nati	Cobb	Becerra	Haskins	MacDonald	Hott	Reynolds	Sapien	L, 2-9
3/15	USC	Scott	M. Moore	Nati	Cobb	Becerra	Haskins	MacDonald	Hott	Reynolds	Lavin	L, 2-5
3/16	USC	Lim	M. Moore	Nati	Cobb	Becerra	Haskins	Sapien	Hott	Reynolds	Larson	W, 7-1
3/17	USC	Dugan	M. Moore	Nati	Cobb	Becerra	Haskins	MacDonald	Hott	Reynolds	Larson	L, 8-11
3/23	Creighton	Scott	M. Moore	Nati	Cobb	Becerra	Haskins	MacDonald	Hott	Reynolds	Larson	L, 2-3
3/24	Creighton	Lim	M. Moore	Nati	Cobb	Becerra	Haskins	MacDonald	Hott	Reynolds	Larson	L, 2-8
3/25	Creighton	Volchko	M. Moore	Nati	Cobb	Springer	Becerra	MacDonald	Campbell	Reynolds	Larson	W, 6-3
3/28	at Utah	Dugan	M. Moore	Nati	Cobb	Becerra	Haskins	MacDonald	Hott	Reynolds	Larson	L, 2-3
3/29	at Utah	Scott	M. Moore	Nati	Cobb	Becerra	Haskins	MacDonald	Campbell	Reynolds	Sapien	L, 5-7
3/30	at Utah	Lim	M. Moore	Nati	Cobb	Becerra	Haskins	Lavin	MacDonald	Reynolds	Sapien	W, 13-6 (11)
4/1	at Texas Tech	Keenan	M. Moore	Nati	Cobb	Becerra	Haskins	Lavin	MacDonald	Reynolds	Sapien	L, 9-10 (11)
4/2	at Texas Tech	Volchko	M. Moore	Nati	Cobb	Becerra	Haskins	Lavin	MacDonald	Reynolds	Sapien	L, 12-15

GAME-BY-GAME STARTERS BY BATTING ORDER

	OPPONENT	1	2	3	4	5	6	7	8	9	RESULT
2/16 (1)	Cal State Fullerton	Cobb	Becerra	M. Moore	Haskins	Sapien	Nati	Saum	MacDonald	Campbell	L, 0-4
2/16 (2)	Cal State Fullerton	Cobb	Becerra	M. Moore	Sapien	Nati	Springer	Hott	Campbell		L, 6-15
2/18	Cal State Fullerton	Cobb	Becerra	M. Moore	Nati	Haskins	Sapien	Saum	Campbell	MacDonald	W, 4-1
2/19	UNLV	Cobb	Becerra	M. Moore	Nati	Haskins	Sapien	Hott	Campbell	MacDonald	L, 8-10
2/23	Penn State	Haskins	Cobb	M. Moore	Nati	Becerra	Sapien	Saum	Campbell	MacDonald	L, 4-15
2/24	Penn State	Haskins	Cobb	M. Moore	Nati	Larson	Becerra	Reynolds	Sapien	MacDonald	L, 2-13
2/25	Penn State	MacDonald	Nati	M. Moore	Haskins	Lavin	Becerra	Reynolds	Sapien	Cobb	W, 9-5
2/26	San Jose State	MacDonald	Nati	M. Moore	Haskins	Lavin	Becerra	Reynolds	Saum	Cobb	W, 9-4
3/1	at Rice	MacDonald	Nati	M. Moore	Haskins	Lavin	Becerra	Reynolds	Hott	Cobb	W, 6-2
3/2	at Rice	MacDonald	Nati	M. Moore	Haskins	Lavin	Becerra	Reynolds	Hott	Cobb	W, 8-2
3/3	at Rice	MacDonald	Nati	M. Moore	Haskins	Lavin	Becerra	Reynolds	Hott	Cobb	W, 4-3
3/5	at California	MacDonald	Nati	M. Moore	Haskins	Lavin	Becerra	Reynolds	Sapien	Cobb	L, 0-5
3/8	at Washington	MacDonald	M. Moore	Nati	Reynolds	Haskins	Lavin	Becerra	Hott	Cobb	W, 3-2
3/9	at Washington	MacDonald	M. Moore	Nati	Reynolds	Haskins	Lavin	Becerra	Hott	Cobb	W, 4-2
3/10	at Washington	MacDonald	M. Moore	Nati	Reynolds	Sapien	Haskins	Becerra	Hott	Cobb	L, 2-9
3/15	USC	MacDonald	M. Moore	Nati	Reynolds	Haskins	Lavin	Becerra	Hott	Cobb	L, 2-5
3/16	USC	Hott	Reynolds	Nati	M. Moore	Sapien	Larson	Becerra	Haskins	Cobb	W, 7-1
3/17	USC	MacDonald	Hott	M. Moore	Nati	Reynolds	Larson	Becerra	Haskins	Cobb	L, 8-11
3/23	Creighton	MacDonald	Hott	M. Moore	Nati	Larson	Reynolds	Becerra	Haskins	Cobb	L, 2-3
3/24	Creighton	M. Moore	Hott	MacDonald	Nati	Larson	Reynolds	Becerra	Haskins	Cobb	L, 2-8
3/25	Creighton	M. Moore	Nati	MacDonald	Reynolds	Larson	Becerra	Campbell	Cobb	Springer	W, 6-3
3/28	at Utah	M. Moore	Becerra	MacDonald	Nati	Larson	Reynolds	Hott	Haskins	Cobb	L, 2-3
3/29	at Utah	MacDonald	Cobb	M. Moore	Nati	Becerra	Sapien	Reynolds	Haskins	Campbell	L, 5-7
3/30	at Utah	Cobb	MacDonald	M. Moore	Nati	Lavin	Sapien	Becerra	Haskins	Reynolds	W, 13-6 (11)
4/1	at Texas Tech	Cobb	MacDonald	M. Moore	Nati	Lavin	Sapien	Becerra	Haskins	Reynolds	L, 9-10 (11)
4/2	at Texas Tech	Cobb	MacDonald	M. Moore	Nati	Lavin	Sapien	Becerra	Haskins	Reynolds	L, 12-15



2024 Stanford Baseball
Overall Statistics for Stanford (as of Apr 02, 2024)
(All games Sorted by Batting avg)



Record: 11-15 Home: 5-9 Away: 6-6 Pac-12: 4-5

Player	avg	gp-gs	ab	r	h	2b	3b	hr	rbi	tb	slg%	bb	hp	so	gdp	ob%	sf	sh	sb-att	po	a	e	fld%
22 MacDonald, Cort	.330	25-24	97	17	32	4	0	3	18	45	.464	12	0	13	3	.400	1	1	7-8	55	0	1	.982
13 Hott, Ethan	.315	20-14	54	8	17	5	0	0	4	22	.407	7	1	8	1	.403	0	4	2-4	37	0	0	1.000
2 Becerra, Temo	.313	26-26	96	18	30	3	0	0	9	33	.344	6	4	17	3	.370	2	5	1-2	14	36	4	.926
6 Nati, Jimmy	.294	26-26	102	13	30	10	1	1	13	45	.441	9	6	19	0	.381	1	0	2-3	197	12	2	.991
5 Haskins, Trevor	.272	25-24	92	10	25	9	1	2	15	42	.457	4	4	24	2	.320	3	4	1-1	21	56	6	.928
1 Cobb, Owen	.265	26-26	102	14	27	6	2	4	17	49	.480	7	2	18	3	.321	1	3	3-5	41	67	0	1.000
39 Sapien, Jake	.261	18-14	46	6	12	2	0	0	6	14	.304	13	0	11	2	.424	0	1	1-1	6	0	1	.857
27 Reynolds, Brady	.250	22-21	64	10	16	4	0	1	7	23	.359	12	5	24	2	.402	1	0	3-5	24	0	1	.960
10 Moore, Malcolm	.223	26-26	94	16	21	3	0	8	18	48	.511	22	3	15	0	.383	1	0	0-0	228	26	3	.988

16 Larson, Brandon	.286	13-7	28	3	8	1	0	1	2	12	.429	3	0	10	1	.355	0	0	0-0	4	1	0	1.000
21 Saum, Charlie	.269	12-5	26	4	7	0	0	4	9	19	.731	2	1	7	0	.345	0	1	0-1	25	2	0	1.000
11 Lavin, Luke	.263	15-12	38	7	10	0	0	0	4	10	.263	10	2	8	3	.431	1	0	0-0	8	0	0	1.000
33 Springer, Gabe	.250	9-2	12	2	3	0	0	1	3	6	.500	2	0	5	0	.333	1	0	0-0	1	4	1	.833
44 Blair, Brett	.250	8-0	4	2	1	0	0	0	0	1	.250	0	0	2	0	.250	0	0	0-0	0	0	0	.000
15 Hampton, Champ	.250	5-0	4	0	1	0	0	0	0	1	.250	0	0	1	0	.250	0	0	0-0	0	0	0	.000
4 Campbell, Saborn	.192	18-7	26	7	5	1	1	0	1	8	.308	4	1	7	0	.323	0	0	1-2	17	1	0	1.000
Totals	.277	26	885	137	245	48	5	25	126	378	.427	113	29	189	20	.372	12	19	21-32	690	226	25	.973
Opponents	.251	26	870	164	218	40	14	24	153	358	.411	136	40	257	15	.372	13	8	26-38	693	239	25	.974

LOB - Team (228), Opp (213). DPs turned - Team (18), Opp (22). IBB - Team (6), Moore,M 4, Nati,J 1, MacDonald,C 1. Picked off
- Reynolds,B 1, MacDonald,C 1.

(All games Sorted by Earned run avg)

Player	era	w-l	app	gs	cg	sho	sv	ip	h	r	er	bb	so	2b	3b	hr	b/avg	wp	hp	bk	sfa	sha
42 Lim, Christian	3.28	2-2	7	7	0	0/0	0	35.2	28	13	13	11	46	9	1	2	.211	1	5	0	1	0
28 Scott, Matt	4.43	2-5	7	7	0	0/0	0	40.2	28	21	20	19	56	6	2	5	.199	5	3	0	2	2
34 Moore, Trevor	5.34	2-0	13	1	0	0/0	0	30.1	38	23	18	8	31	6	2	2	.302	1	2	0	2	1
25 Dugan, Nick	5.62	3-2	8	6	0	0/0	1	32.0	35	21	20	12	31	7	2	2	.278	1	6	0	1	1

23 Bruno, Jaden	0.00	0-0	1	0	0	0/0	0	1.0	1	0	0	2	2	0	0	0	.250	1	0	0	0	0
12 O'Harran, Toran	5.09	1-2	12	0	0	0/0	4	17.2	11	10	10	14	19	3	1	1	.183	1	2	1	3	1
24 Keenan, Aidan	6.75	0-1	5	2	0	0/0	1	6.2	4	5	5	10	7	0	1	1	.174	1	2	0	0	0
18 Thomas, Kassius	7.47	0-1	12	0	0	0/0	0	15.2	21	14	13	11	16	2	0	3	.318	4	5	0	0	1
40 Reimers, Ben	7.50	1-1	9	0	0	0/0	0	18.0	19	15	15	11	16	2	4	4	.271	0	2	2	1	1
19 Volchko, Joey	8.10	0-1	11	2	0	0/0	0	16.2	17	17	15	21	19	1	1	2	.283	6	2	0	2	1
30 Speshyock, Ryan	10.32	0-0	8	0	0	0/0	0	11.1	10	13	13	11	11	3	0	2	.233	2	6	0	0	0
50 Nalu, Gavin	20.25	0-0	2	0	0	0/0	0	1.1	1	3	3	3	1	0	0	0	.200	0	2	0	0	0
20 Fleischli, Nathan	27.00	0-0	4	1	0	0/0	0	3.0	5	9	9	3	2	1	0	0	.385	1	3	0	1	0
Totals	5.99	11-15	26	26	0	0/0	6	230.0	218	164	153	136	257	40	14	24	.251	24	40	3	13	8
Opponents	4.64	15-11	26	26	0	2/2	5	231.0	245	137	119	113	189	48	5	25	.277	22	29	1	12	19

PB - Team (3), Moore,M 2, Saum,C 1, Opp (3). Pickoffs - Team (1), Saum,C 1, Opp (2). SBA/ATT - Moore,M (24-36), Scott,M (7-9), Lim,C (5-7), Volchko,J (3-6), Dugan,N (2-4), O'Harran,T (2-3), Thomas,K (3-3), Moore,T (2-3), Reimers,B (2-2), Keenan,A (0-1), Saum,C (1-1).



2024 Stanford Baseball
Conference statistics for Stanford (as of Mar 30, 2024)
(Pac-12 games only Sorted by Batting avg)



Record: 4-5 Home: 1-2 Away: 3-3 Pac-12: 4-5

Player	avg	gp-gs	ab	r	h	2b	3b	hr	rbi	tb	slg%	bb	hp	so	gdp	ob%	sf	sh	sb-att	po	a	e	fld%
39 Sapien, Jake	.400	5-4	15	3	6	2	0	0	3	8	.533	4	0	4	1	.526	0	1	0-0	0	0	0	.000
13 Hott, Ethan	.385	8-7	26	3	10	3	0	0	2	13	.500	2	0	3	0	.429	0	1	1-3	21	0	0	1.000
2 Becerra, Temo	.371	9-9	35	7	13	3	0	0	4	16	.457	1	0	9	2	.378	1	2	0-1	6	12	1	.947
5 Haskins, Trevor	.344	9-9	32	4	11	4	0	1	8	18	.563	0	1	10	0	.343	2	2	1-1	7	21	2	.933
1 Cobb, Owen	.314	9-9	35	3	11	4	0	0	4	15	.429	1	1	4	0	.351	0	2	1-2	11	31	0	1.000
22 MacDonald, Cort	.270	9-8	37	4	10	2	0	2	7	18	.486	3	0	3	1	.325	0	0	2-2	21	0	1	.955
11 Lavin, Luke	.267	5-4	15	1	4	0	0	0	3	4	.267	1	0	4	1	.294	1	0	0-0	1	0	0	1.000
6 Nati, Jimmy	.216	9-9	37	7	8	1	0	1	1	12	.324	3	2	7	0	.310	0	0	2-2	86	4	0	1.000
27 Reynolds, Brady	.185	9-9	27	2	5	0	0	0	1	5	.185	5	1	11	1	.324	1	0	2-2	9	0	1	.900
10 Moore, Malcolm	.176	9-9	34	5	6	1	0	3	5	16	.471	8	1	5	0	.341	1	0	0-0	72	8	1	.988

33 Springer, Gabe	1.000	3-0	1	1	1	0	0	1	2	4	4.000	2	0	0	0	1.000	0	0	0-0	0	0	0	.000
21 Saum, Charlie	.333	3-0	3	1	1	0	0	1	1	4	1.333	0	0	2	0	.333	0	0	0-0	0	0	0	.000
16 Larson, Brandon	.273	4-3	11	1	3	0	0	0	0	3	.273	2	0	4	0	.385	0	0	0-0	0	0	0	.000
4 Campbell, Saborn	.167	6-1	6	3	1	1	0	0	0	2	.333	1	1	2	0	.375	0	0	0-0	4	1	0	1.000
44 Blair, Brett	.000	3-0	1	1	0	0	0	0	0	0	.000	0	0	0	0	.000	0	0	0-0	0	0	0	.000
Totals	.286	9	315	46	90	21	0	9	41	138	.438	33	7	68	6	.360	6	8	9-13	240	89	10	.971
Opponents	.244	9	299	46	73	13	5	5	41	111	.371	42	13	72	5	.359	3	5	16-20	246	83	7	.979

LOB - Team (77), Opp (76). DPs turned - Team (6), Opp (6). IBB - Team (2), Moore,M 2. Picked off - MacDonald,C 1.

(Pac-12 games only Sorted by Earned run avg)

Player	era	w-l	app	gs	cg	sho	sv	ip	h	r	er	bb	so	2b	3b	hr	b/avg	wp	hp	bk	sfa	sha
34 Moore, Trevor	3.00	1-0	4	0	0	0/0	0	9.0	10	5	3	0	8	2	0	1	.270	0	0	0	0	0
42 Lim, Christian	3.12	1-0	3	3	0	0/0	0	17.1	15	6	6	5	17	3	0	1	.227	0	2	0	0	0
28 Scott, Matt	4.42	1-2	3	3	0	0/0	0	18.1	14	9	9	9	21	1	1	2	.222	4	2	0	2	2
25 Dugan, Nick	9.82	0-2	3	3	0	0/0	0	11.0	15	13	12	5	6	3	1	0	.319	1	3	0	0	0

24 Keenan, Aidan	0.00	0-0	1	0	0	0/0	0	1.2	0	0	0	3	1	0	0	0	.000	0	0	0	0	0
12 O'Harran, Toran	1.08	1-1	5	0	0	0/0	2	8.1	3	1	1	5	7	1	0	0	.111	0	2	0	0	1
19 Volchko, Joey	4.91	0-0	4	0	0	0/0	0	3.2	2	2	2	5	3	0	1	0	.200	2	1	0	1	1
30 Speshyock, Ryan	5.40	0-0	2	0	0	0/0	0	3.1	4	2	2	2	4	2	0	0	.308	1	0	0	0	0
40 Reimers, Ben	6.75	0-0	2	0	0	0/0	0	4.0	5	3	3	5	3	0	2	1	.313	0	0	0	0	0
18 Thomas, Kassius	10.80	0-0	4	0	0	0/0	0	3.1	5	5	4	3	2	1	0	0	.333	0	3	0	0	1
Totals	4.61	4-5	9	9	0	0/0	2	80.0	73	46	41	42	72	13	5	5	.244	8	13	0	3	5
Opponents	4.17	5-4	9	9	0	0/0	2	82.0	90	46	38	33	68	21	0	9	.286	7	7	0	6	8

PB - Team (1), Moore,M 1, Opp (1). Pickoffs - Team (0), Opp (1). SBA/ATT - Moore,M (15-19), Scott,M (5-6), Lim,C (3-4), Volchko,J (2-2), Dugan,N (1-2), Reimers,B (2-2), O'Harran,T (1-2), Thomas,K (1-1), Moore,T (1-1).

Player	SEASON							CAREER						
	Avg	G-GS	AB	R	H	2B	3B	HR	RBI	BB	Hbp	SO	Sb-Att	
22 MacDonald, Cort	.330	25-24	97	17	32	4	0	3	18	12	0	13	7-8	
13 Hott, Ethan	.315	20-14	54	8	17	5	0	0	4	7	1	8	2-4	
2 Becerra, Temo	.313	26-26	96	18	30	3	0	0	9	6	4	17	1-2	
6 Nati, Jimmy	.294	26-26	102	13	30	10	1	1	13	9	6	19	2-3	
5 Haskins, Trevor	.272	25-24	92	10	25	9	1	2	15	4	4	24	1-1	
1 Cobb, Owen	.265	26-26	102	14	27	6	2	4	17	7	2	18	3-5	
39 Sapien, Jake	.261	18-14	46	6	12	2	0	0	6	13	0	11	1-1	
27 Reynolds, Brady	.250	22-21	64	10	16	4	0	1	7	12	5	24	3-5	
10 Moore, Malcolm	.223	26-26	94	16	21	3	0	8	18	22	3	15	0-0	

16 Larson, Brandon	.286	13-7	28	3	8	1	0	1	2	3	0	10	0-0	
21 Saum, Charlie	.269	12-5	26	4	7	0	0	4	9	2	1	7	0-1	
11 Lavin, Luke	.263	15-12	38	7	10	0	0	0	4	10	2	8	0-0	
33 Springer, Gabe	.250	9-2	12	2	3	0	0	1	3	2	0	5	0-0	
44 Blair, Brett	.250	8-0	4	2	1	0	0	0	0	0	0	2	0-0	
15 Hampton, Champ	.250	5-0	4	0	1	0	0	0	0	0	0	1	0-0	
4 Campbell, Saborn	.192	18-7	26	7	5	1	1	0	1	4	1	7	1-2	
Totals	.277	26-26	885	137	245	48	5	25	126	113	29	189	21-32	
Opponents	.251	26-26	870	164	218	40	14	24	153	136	40	257	26-38	

[illegible]




2024 Stanford Baseball
Game Results for Stanford (as of Apr 02, 2024)
(All games)



Date	Opponent		Score	Inns	Overall	Pac-12	Pitcher of record	Attend	Time
Feb 16, 2024	CAL STATE FULLERTON-1	L	0-4	9	0-1-0	0-0-0	Scott,M (L 0-1)	1458	2:33
Feb 16, 2024	CAL STATE FULLERTON-2	L	6-15	9	0-2-0	0-0-0	Lim,C (L 0-1)	1547	3:30
Feb 18, 2024	CAL STATE FULLERTON	w	4-1	9	1-2-0	0-0-0	Dugan,N (W 1-0)	1328	2:45
Feb 19, 2024	UNLV	L	8-10	9	1-3-0	0-0-0	Reimers,B (L 0-1)	1085	2:58
Feb 23, 2024	PENN STATE	L	4-15	9	1-4-0	0-0-0	Scott,M (L 0-2)	1217	3:35
Feb 24, 2024	PENN STATE	L	2-13	7	1-5-0	0-0-0	Lim,C (L 0-2)	1487	2:18
Feb 25, 2024	PENN STATE	w	9-5	9	2-5-0	0-0-0	Dugan,N (W 2-0)	1244	3:21
Feb 26, 2024	SAN JOSE STATE	w	9-4	9	3-5-0	0-0-0	Reimers,B (W 1-1)	927	2:56
Mar 01, 2024	at Rice	w	6-2	9	4-5-0	0-0-0	Scott,M (W 1-2)	2341	3:00
Mar 02, 2024	at Rice	w	8-2	9	5-5-0	0-0-0	Lim,C (W 1-2)	2727	2:37
Mar 03, 2024	at Rice	w	4-3	9	6-5-0	0-0-0	Dugan,N (W 3-0)	2740	2:38
Mar 05, 2024	at California	L	0-5	9	6-6-0	0-0-0	Keenan,A (L 0-1)	700	2:29
* Mar 08, 2024	at Washington	w	3-2	9	7-6-0	1-0-0	Scott,M (W 2-2)	1130	2:55
* Mar 09, 2024	at Washington	w	4-2	9	8-6-0	2-0-0	Moore,T (W 1-0)	1198	2:54
* Mar 10, 2024	at Washington	L	2-9	9	8-7-0	2-1-0	Dugan,N (L 3-1)	982	3:22
* Mar 15, 2024	USC	L	2-5	9	8-8-0	2-2-0	Scott,M (L 2-3)	1616	2:45
* Mar 16, 2024	USC	w	7-1	9	9-8-0	3-2-0	Lim,C (W 2-2)	1677	3:02
* Mar 17, 2024	USC	L	8-11	9	9-9-0	3-3-0	O'Harran,T (L 0-1)	2316	3:47
Mar 23, 2024	CREIGHTON	L	2-3	9	9-10-0	3-3-0	Scott,M (L 2-4)	1244	2:26
Mar 24, 2024	CREIGHTON	L	2-8	9	9-11-0	3-3-0	O'Harran,T (L 0-2)	1342	3:16
Mar 25, 2024	CREIGHTON	w	6-3	9	10-11-0	3-3-0	Moore,T (W 2-0)	1048	2:53
* Mar 28, 2024	at Utah	L	2-3	9	10-12-0	3-4-0	Dugan,N (L 3-2)	1531	2:27
* Mar 29, 2024	at Utah	L	5-7	9	10-13-0	3-5-0	Scott,M (L 2-5)	1554	3:30
* Mar 30, 2024	at Utah	w	13-6	(11)	11-13-0	4-5-0	O'Harran,T (W 1-2)	1576	3:53
Apr 01, 2024	at Texas Tech	L	9-10	(11)	11-14-0	4-5-0	Thomas,K (L 0-1)	3537	4:00
Apr 02, 2024	at Texas Tech	L	12-15	9	11-15-0	4-5-0	Volchko,J (L 0-1)	3213	3:25


() extra inning game



2024 Stanford Baseball

Stanford at Texas Tech

Apr 02, 2024 at Lubbock, Texas (Rip Griffin Park)



Stanford 12 (11-15)

Texas Tech 15 (21-9)

Player	ab	r	h	rbi	bb	so	po	a	lob	Player	ab	r	h	rbi	bb	so	po	a	lob
Cobb, Owen 2b	5	2	4	4	1	1	2	3	0	Stripling, Landon 1b	3	1	0	1	1	0	7	0	0
MacDonald, Cort cf/lf	4	0	1	1	1	0	3	0	1	Rivers, Davis ph	1	0	1	0	0	0	0	0	0
Moore, Malcolm c	2	0	0	0	0	2	1	0	0	Kash, Gavin 1b	1	0	0	0	0	0	1	0	1
Saum, Charlie c	3	2	2	4	0	1	4	0	2	Bravo, Damian cf	4	3	2	1	1	0	1	0	1
Nati, Jimmy 1b	5	0	0	0	0	1	8	1	1	Bazzell, Kevin 3b	2	2	1	1	1	0	1	2	0
Lavin, Luke lf	2	1	1	0	0	1	0	0	0	McGee, Cade ph/3b	1	0	0	0	0	0	1	0	1
Hott, Ethan ph/cf	1	0	1	0	2	0	0	0	0	Green, Austin rf	2	2	1	4	2	0	2	0	0
Sapien, Jake dh	1	1	0	0	1	0	0	0	0	Woodcox, Drew lf	5	1	2	3	0	1	2	0	0
Larson, Brandon ph	3	0	1	0	0	2	0	0	1	Washburn, Owen dh	5	2	3	2	0	2	0	0	2
Becerra, Temo 3b	5	0	0	0	0	0	2	3	0	Maxcey, Dylan c	5	1	1	3	0	1	8	0	2
Haskins, Trevor ss	5	4	4	3	0	0	1	2	0	Lopez, Tracer ss	3	2	0	0	2	1	2	5	0
Reynolds, Brady rf	2	2	0	0	2	1	3	0	0	Pompey, TJ 2b	3	1	2	0	2	1	2	3	0
Volchko, Joey p	0	0	0	0	0	0	0	0	0	Erdman, Zach p	0	0	0	0	0	0	0	0	0
Fleischli, Nathan p	0	0	0	0	0	0	0	0	0	Luce, Hudson p	0	0	0	0	0	0	0	0	0
Moore, Trevor p	0	0	0	0	0	0	1	0	0	Coe, Chandler p	0	0	0	0	0	0	0	0	0
O'Harran, Toran p	0	0	0	0	0	0	0	0	0	Baugh, Carson p	0	0	0	0	0	0	0	0	0
Dugan, Nick p	0	0	0	0	0	0	0	1	0	Lysik, Brendan p	0	0	0	0	0	0	0	0	0
Totals	38	12	14	12	7	7	24	10	9	Kaase, Cole p	0	0	0	0	0	0	0	0	0
										Rhodes, Isalah p	0	0	0	0	0	0	0	0	0
										Totals	35	15	13	15	9	6	27	10	7

Score by Innings


	1	2	3	4	5	6	7	8	9	R	H	E
Stanford	0	0	0	0	3	1	3	4	1	12	14	0
Texas Tech	2	0	9	1	3	0	0	0	X	15	13	0

DP - Texas Tech 1. LOB - STAN 9; Texas Tech 7. 2B - Cobb,O(6); Larson,B(1); Haskins,T(9); Washburn, O.(3). 3B - Haskins,T(1); Washburn, O.(1). HR - Cobb,O(4); Saum,C 2(4); Haskins,T(2); Green, A.(4); Woodcox, D.(7); Maxcey, D(4). HBP - Saum,C; Reynolds,B; Bazzell, K.. SF - MacDonald,C(1); Green, A.(3). CS - Pompey, T.(1).

Win - Luce, H. (1-0). Loss - Volchko,J (0-1). Save - None.
WP - Moore,T(1); Erdman, Z.(1); Coe, C.(1); Kaase, C.(1); Rhodes, I. 2(3). HBP - by Fleischli,N (Bazzell, K.); by Lysik, B. (Saum,C.); by Lysik, B. (Reynolds,B). Inherited runners/scored: Fleischli,N 2/2; Moore,T 3/2; Luce, H. 1/0; Kaase, C. 2/2. Pitches/strkes: Volchko,J 74/34; Fleischli,N 14/4; Moore, T 36/20; O'Harran,T 30/18; Dugan,N 39/26; Erdman, Z. 62/42; Luce, H. 12/5; Coe, C. 16/9; Baugh, C. 20/10; Lysik, B. 30/16; Kaase, C. 23/10; Rhodes, I. 29/16.

Umpires - HP: Mike Morris 1B: Kyle Parker 2B: Demond Thomas 3B: AJ Wendel
Start: 12:05 PM Time: 3:25 Attendance: 3213
Weather: 49° Sunny Windy 20 MPH N
Fleischli,N faced 3 batters in the 3rd.
Baugh, C. faced 3 batters in the 7th.
Lysik, B. faced 2 batters in the 8th.


Stanford	lp	h	r	er	bb	so	ab	bf	np	Texas Tech	lp	h	r	er	bb	so	ab	bf	np
Volchko, Joey	2.1	7	9	9	5	1	13	18	74	Erdman, Zach	4.2	5	3	3	1	2	18	19	62
Fleischli, Nathan	0.0	0	2	2	2	0	0	3	14	Luce, Hudson	0.2	1	1	1	0	0	3	3	12
Moore, Trevor	1.2	2	1	1	1	1	6	8	36	Coe, Chandler	0.2	1	0	0	1	0	2	3	16
O'Harran, Toran	1.0	2	3	3	1	1	5	6	30	Baugh, Carson	0.0	2	3	3	1	0	2	3	20
Dugan, Nick	3.0	2	0	0	0	3	11	11	39	Lysik, Brendan	1.0	2	2	2	1	2	5	8	30
										Kaase, Cole	1.0	2	2	2	1	1	4	6	23
										Rhodes, Isalah	1.0	1	1	1	2	2	4	6	29



2024 Stanford Baseball

Stanford at Utah

Mar 30, 2024 at Salt Lake City, Utah (Smith's Ballpark)



Stanford 13 (11-13,4-5 Pac-12)													Utah 6 (18-8,7-5 Pac-12)																
Player	ab	r	h	rbi	bb	so	po	a	lob	Player	ab	r	h	rbi	bb	so	po	a	lob	Player	ab	r	h	rbi	bb	so	po	a	lob
Cobb, Owen 2b	7	1	4	0	0	1	1	4	1	Jackson, Core ss	5	3	4	0	1	0	1	3	0	Roberts, Kai cf	6	1	3	2	0	1	5	0	0
MacDonald, Cort c/lf	7	2	2	2	0	0	5	0	2	Davinni, Michael 3b	5	0	0	0	1	1	2	1	2	Clarkson, TJ rf	5	0	2	3	0	0	3	0	0
Moore, Malcolm c	7	1	2	1	0	0	9	1	5	Antillon, Hunter c	5	0	0	0	0	0	2	8	2	4	0	0	0	0	2	0	0		
Nati, Jimmy 1b	5	2	1	0	0	1	13	0	0	Bodily, Karson dh	2	0	0	0	0	2	0	0	0	Sapien, Jake dh	1	0	0	0	0	0	0	0	0
Lavin, Luke lf	4	0	2	1	0	0	0	0	1	Frei, Landon ph	1	0	0	0	0	0	0	0	0	Reynolds, Brady rf	4	1	2	2	1	0	0	0	0
Hott, Ethan cf	2	0	2	1	0	0	3	0	0	Carpenter, Kaden ph/dh	1	0	0	0	0	1	0	0	0	Lavin, Luke ph/lf	2	1	1	0	1	1	0	0	0
Sapien, Jake dh	6	2	2	1	0	1	0	0	1	Gurney, Cameron 1b	4	0	0	0	1	0	5	0	2	Saum, Charlie ph	1	0	0	0	1	0	0	1	0
Becerra, Temo 3b	6	2	3	0	0	2	1	1	1	Duffalo, Dakota lf	5	1	2	1	0	2	7	0	0	Haskins, Trevor ss	3	0	1	1	0	0	0	2	1
Haskins, Trevor ss	5	2	4	5	0	1	1	5	0	Webster, Bruer 2b	3	0	0	0	0	0	2	1	2	Campbell, Saborn pr/rf	1	1	0	0	1	0	0	0	0
Reynolds, Brady rf	2	0	0	0	0	1	0	0	0	Flaharty, Matt ph/2b	2	1	1	0	0	0	0	2	0	Lim, Christian p	0	0	0	0	0	0	0	1	0
Springer, Gabe ph	0	0	0	0	1	0	0	0	0	Porthan, Brett p	0	0	0	0	0	0	0	0	0	Moore, Trevor p	0	0	0	0	0	0	0	0	0
Campbell, Saborn pr/rf	1	1	0	0	1	0	0	0	0	Kuehl, Bransen p	0	0	0	0	0	0	0	0	1	O'Harran, Toran p	0	0	0	0	0	0	0	0	0
Lim, Christian p	0	0	0	0	0	0	0	1	0	Hostert, Randon p	0	0	0	0	0	0	0	0	0	Totals	52	13	22	11	2	7	33	12	11
Moore, Trevor p	0	0	0	0	0	0	0	0	0	Nielson, Cameron p	0	0	0	0	0	0	0	0	0	Totals	44	6	12	6	3	9	33	10	10
O'Harran, Toran p	0	0	0	0	0	0	0	0	0	Totals	44	6	12	6	3	9	33	10	10										


Score by Innings	1	2	3	4	5	6	7	8	9	10	11	R	H	E
Stanford	1	1	2	1	0	1	0	0	0	7	13	22	1	1
Utah	0	0	2	0	1	0	1	2	0	0	0	6	12	2

E - Haskins,T(5); Jackson, C.(8). DP - Utah 1. LOB - Stanford 11; Utah 10. 2B - Cobb,O(5); MacDonald,C(2); Sapien,J(2); Becerra,T(3); Haskins,T(7); Roberts, K.(12). HR - MacDonald,C(3); Moore,M(7); Haskins,T(1); Duffalo, D.(1). HBP - Nati,J; Reynolds,B; Clarkson, T.J; Carpenter, K. SF - Haskins,T(3). SB - Nati,J(2). CS - Hostert,E(2); Becerra,T(1); Jackson, C.(4).

Win - O'Harran,T 1-2. Loss - Hostert, R. 3-3. Save - None.
HBP - by Porthan, B. (Reynolds,B); by Lim, C. (Clarkson, T.J); by O'Harran,T (Carpenter, K); by Hostert, R. (Nati,J). Inherited runners/scored: O'Harran,T 2/0; Kuehl, B. 1/0; Hostert, R. 2/0; Nielson, C. 2/1. Pitches/strkes: Lim,C 109/70; Moore, T 34/23; O'Harran,T 37/25; Porthan, B. 76/51; Kuehl, B. 41/28; Hostert, R. 42/33; Nielson, C. 19/11.

Umpires - HP: Nathan White 1B: Ryan Bleiberg 2B: AJ Lostaglio 3B: Jason Kaminsky
Start: 1:06 pm Time: 3:53 Attendance: 1576
Weather: 49 Degrees, Cloudy, 7 MPH SW
Porthan, B. faced 2 batters in the 6th.


Stanford	lp	h	r	er	bb	so	ab	bf	np	Utah	lp	h	r	er	bb	so	ab	bf	np
Lim, Christian	6.0	6	3	3	2	5	24	27	109	Porthan, Brett	5.0	12	6	6	0	2	24	26	76
Moore, Trevor	1.2	6	3	3	0	2	11	11	34	Kuehl, Bransen	2.1	2	0	0	1	2	9	10	41
O'Harran, Toran	3.1	0	0	0	1	2	9	11	37	Hostert, Randon	3.0	4	3	3	0	3	13	14	42
										Nielson, Cameron	0.2	4	4	2	1	0	6	7	19



2024 Stanford Baseball

Stanford at Texas Tech

Apr 01, 2024 at Lubbock, Texas (Rip Griffin Park)



Stanford 9 (11-14)

Player	ab	r	h	rbi	bb	so	po	a	lob
Cobb, Owen 2b	6	1	1	1	0	3	1	6	1
MacDonald, Cort cf/lf	6	2	2	1	0	2	2	0	1
Moore, Malcolm c	5	2	3	2	1	2	10	0	0
Nati, Jimmy 1b	5	0	2	2	1	1	12	0	1
Lavin, Luke lf	4	0	2	0	1	1	0	0	1
Hott, Ethan cf	0	0	0	0	1	1	0	0	0
Sapien, Jake dh	4	0	0	0	2	0	0	2	2
Springer, Gabe ph/dh	2	0	0	0	2	0	0	2	0
Becerra, Temo 3b	4	1	2	0	1	1	0	0	1
Haskins, Trevor ss	5	2	1	0	0	1	3	6	4
Reynolds, Brady rf	2	1	1	0	2	1	1	0	0
Saum, Charlie ph	1	0	1	1	0	0	0	0	0
Campbell, Saborn pr/lf	1	0	0	0	0	1	0	0	0
Keenan, Aidan p	0	0	0	0	0	0	0	0	0
Speshyzyk, Ryan p	0	0	0	0	0	0	0	0	0
Reimers, Ben p	0	0	0	0	0	0	1	0	0
Thomas, Kassius p	0	0	0	0	0	0	0	0	0
Totals	45	9	15	7	7	17	30	13	13

Texas Tech 10 (20-9)

Player	ab	r	h	rbi	bb	so	po	a	lob
Stripling, Landon 1b	6	1	1	0	0	0	8	1	1
Bravo, Damian cf	5	3	3	0	1	0	2	0	1
Bazzell, Kevin c	5	2	3	4	1	0	16	1	0
Kash, Gavin dh	2	0	0	0	1	2	0	0	0
Burns, Will pr	0	0	0	0	0	0	0	0	0
Green, Austin ph/dh	2	0	1	1	0	1	0	0	0
Woodcox, Drew lf	4	0	0	1	1	1	2	1	0
Washburn, Owen rf	5	1	1	0	2	1	0	1	3
McGee, Cade 3b	4	1	0	0	1	2	1	2	0
Lopez, Tracer ss	2	1	1	0	3	0	1	2	0
Pompey, TJ 2b	5	1	1	3	0	2	2	3	1
Washburn, Jack p	0	0	0	0	0	0	0	0	0
Huffling, Max p	0	0	0	0	0	0	0	1	0
Parish, Trendan p	0	0	0	0	0	0	0	0	0
Sanders, Josh p	0	0	0	0	0	0	0	0	0
Rogers, Jacob p	0	0	0	0	0	0	0	0	0
Bridges, Derek p	0	0	0	0	0	0	0	0	0
Hutrya, Parker p	0	0	0	0	0	0	0	1	0
Totals	40	11	11	10	8	10	33	12	9

Score by Innings

	1	2	3	4	5	6	7	8	9	10	11	R	H	E
Stanford	0	0	2	1	2	0	0	2	2	0	0	9	15	2
Texas Tech	1	0	2	3	1	0	0	0	0	2	0	10	11	3

Note: None out, 3 runners LOB when the game ended.

#1 OWEN COBB

INF/OF | 6-3 | 195 | R/R | GR | SEATTLE, WASH. / SEATTLE ACADEMY

Year	avg	gp-gs	ab	r	h	2b	3b	hr	rbi	bb	so	sb-att
2020	.250	8-4	12	3	3	2	0	0	1	1	2	0-0
2021	.100	15-5	20	4	2	0	0	0	0	0	6	0-0
2022	.190	14-4	21	5	4	1	0	0	3	1	3	0-0
2023	.324	56-56	210	36	68	7	3	6	32	13	36	8-11
2024	.265	26-26	102	14	27	6	2	4	17	7	18	3-5
TOTAL	.285	119-95	365	62	104	16	5	10	53	22	65	11-16

SINGLE-GAME HIGHS [all-time ranking]:
Hits: 5 [t-4th], at Oklahoma, Mar 30, 2023
Doubles: 1, 16 times
Triples: 2 [t-2nd], Cal State Fullerton, Feb 18, 2024
Home runs: 2 [t-5th], San Jose State, Feb 26, 2024
Total bases: 10, at Oklahoma, Mar 30, 2023
RBI: 4, at Texas Tech, Apr 02, 2024; Penn State, Feb 25, 2024
Runs scored: 3, Utah, Mar 27, 2023; at Oklahoma, Mar 30, 2023
Walks: 2, at California, Apr 07, 2023; vs California, May 24, 2023
Hit by pitch: 1, 10 times
Struck out: 3, at Texas Tech, Apr 01, 2024; at Santa Clara, Feb 26, 2021; at Washington State, May 18, 2023
Sac flies: 2 [t-2nd], CSU Bakersfield, Mar 04, 2023
Sac bunts: 1, 8 times
At bats: 7, at Utah, Mar 30, 2024
Stolen bases: 2 [t-4th], Oregon State, Mar 19, 2023

#2 TEMO BECERRA

INF | 6-1 | 190 | R/R | JR | CLOVIS, CALIF. / BUCHANAN

Year	avg	gp-gs	ab	r	h	2b	3b	hr	rbi	bb	so	sb-att
2023	.316	28-11	57	12	18	4	0	2	7	6	11	1-1
2024	.313	26-26	96	18	30	3	0	0	9	6	17	1-2
TOTAL	.314	54-37	153	30	48	7	0	2	16	12	28	2-3

SINGLE-GAME HIGHS [all-time ranking]:
Hits: 3, Creighton, Mar 23, 2024; at Utah, Mar 30, 2024
Doubles: 1, 7 times
Home runs: 1, Washington, Apr 23, 2023; at Cal State Fullerton, Jun 04, 2023
Total bases: 5, Washington, Apr 23, 2023; at Cal State Fullerton, Jun 04, 2023
RBI: 3, Creighton, Mar 25, 2024
Runs scored: 3, UNLV, Feb 19, 2024
Walks: 2, at Rice, Mar 01, 2024
Hit by pitch: 2 [t-4th], UNLV, Feb 19, 2024
Struck out: 2, at Washington, Mar 08, 2024; at Utah, Mar 30, 2024
Sac flies: 1, San Jose State, Feb 26, 2024; at Texas, Jun 11, 2023; USC, Mar 16, 2024
Sac bunts: 1, 10 times
At bats: 6, at Utah, Mar 30, 2024
Stolen bases: 1, San Jose State, Feb 26, 2024; Texas A&M, Jun 05, 2023

#4 SABORN CAMPBELL

OF | 5-11 | 202 | R/R | JR | BLOOMFIELD HILLS, MICH. / DETROIT COUNTRY DAY

Year	avg	gp-gs	ab	r	h	2b	3b	hr	rbi	bb	so	sb-att
2023	.211	33-13	57	13	12	0	1	0	3	7	17	4-5
2024	.192	18-7	26	7	5	1	1	0	1	4	7	1-2
TOTAL	.205	51-20	83	20	17	1	2	0	4	11	24	5-7

SINGLE-GAME HIGHS [all-time ranking]:
Hits: 3, Texas A&M, Jun 05, 2023
Doubles: 1, USC, Mar 17, 2024
Triples: 1 [t-7th], Cal State Fullerton, Feb 16, 2024; Texas A&M, Jun 05, 2023
Total bases: 5, Texas A&M, Jun 05, 2023
RBI: 1, 4 times
Runs scored: 2, 4 times
Walks: 1, 10 times
Hit by pitch: 1, at Utah, Mar 29, 2024
Struck out: 3, at Cal State Fullerton, Feb 19, 2023
Sac bunts: 1, Texas, Jun 12, 2023
At bats: 6, at Washington State, May 19, 2023
Stolen bases: 1, 5 times

#5 TREVOR HASKINS

INF | 6-0 | 183 | R/R | JR | SAN JOSE, CALIF. / VALLEY CHRISTIAN

Year	avg	gp-gs	ab	r	h	2b	3b	hr	rbi	bb	so	sb-att
2022	.357	10-1	14	3	5	1	0	1	6	0	7	0-0
2023	.083	12-6	24	2	2	0	0	1	4	1	6	0-0
2024	.272	25-24	92	10	25	9	1	2	15	4	24	1-1
TOTAL	.246	47-31	130	15	32	10	1	4	25	5	37	1-1

SINGLE-GAME HIGHS [all-time ranking]:
Hits: 4, at Texas Tech, Apr 02, 2024; at Utah, Mar 30, 2024
Doubles: 2, Cal State Fullerton, Feb 18, 2024; USC, Mar 16, 2024
Triples: 1 [t-7th], at Texas Tech, Apr 02, 2024
Home runs: 1, 4 times
Total bases: 10, at Texas Tech, Apr 02, 2024
RBI: 5, at Utah, Mar 30, 2024
Runs scored: 4, at Texas Tech, Apr 02, 2024
Walks: 2, at Rice, Mar 02, 2024
Hit by pitch: 1, 5 times
Struck out: 3, at Washington, Mar 09, 2024; Creighton, Mar 24, 2024
Sac flies: 1, 4 times
Sac bunts: 1, 5 times
At bats: 5, 6 times
Stolen bases: 1, at Washington, Mar 08, 2024

#6 JIMMY NATI

INF | 6-1 | 213 | R/R | SO | SYDNEY, AUSTRALIA / OAKHILL COLLEGE

Year	avg	gp-gs	ab	r	h	2b	3b	hr	rbi	bb	so	sb-att
2023	.114	23-8	44	9	5	1	0	0	6	5	11	0-0
2024	.294	26-26	102	13	30	10	1	1	13	9	19	2-3
TOTAL	.240	49-34	146	22	35	11	1	1	19	14	30	2-3

SINGLE-GAME HIGHS [all-time ranking]:
Hits: 3, UNLV, Feb 19, 2024; Penn State, Feb 24, 2024
Doubles: 2, San Jose State, Feb 26, 2024; at Rice, Mar 02, 2024
Triples: 1 [t-7th], Cal State Fullerton, Feb 16, 2024
Home runs: 1, at Washington, Mar 09, 2024
Total bases: 4, 5 times
RBI: 3, Cal State Fullerton, Feb 16, 2024
Runs scored: 2, CSU Bakersfield, Mar 05, 2023; Oregon State, Mar 19, 2023; at Utah, Mar 30, 2024
Walks: 1, 14 times
Hit by pitch: 1, 8 times
Struck out: 2, Washington, Apr 22, 2023; USC, Mar 15, 2024; Creighton, Mar 25, 2024
Sac flies: 1, at Pacific, Mar 01, 2023; Creighton, Mar 23, 2024; at Washington State, May 20, 2023
At bats: 5, 9 times
Stolen bases: 1, USC, Mar 16, 2024; at Utah, Mar 30, 2024

#10 MALCOLM MOORE

C | 6-2 | 216 | L/R | SO | SACRAMENTO, CALIF. / C.K. MCCLATCHY

Year	avg	gp-gs	ab	r	h	2b	3b	hr	rbi	bb	so	sb-att
2023	.311	64-64	257	50	80	20	0	15	63	21	50	3-4
2024	.223	26-26	94	16	21	3	0	8	18	22	15	0-0
TOTAL	.288	90-90	351	66	101	23	0	23	81	43	65	3-4

SINGLE-GAME HIGHS [all-time ranking]:
Hits: 5 [t-4th], at Pacific, Mar 01, 2023
Doubles: 3 [t-1st], at Pacific, Mar 01, 2023
Home runs: 2 [t-5th], at Cal State Fullerton, Feb 19, 2023; at Oklahoma, Mar 30, 2023
Total bases: 11, at Pacific, Mar 01, 2023
RBI: 7 [t-4th], at Oklahoma, Mar 30, 2023
Runs scored: 4, at California, Apr 07, 2023; at Cal State Fullerton, Feb 19, 2023
Walks: 3, USC, Mar 17, 2024
Hit by pitch: 2 [t-4th], at Oklahoma, Apr 02, 2023; Rice, Feb 25, 2023
Struck out: 4 [t-2nd], Utah, Mar 25, 2023
Sac flies: 2 [t-2nd], California, Apr 25, 2023
At bats: 7, Washington, Apr 21, 2023; at Utah, Mar 30, 2024
Stolen bases: 1, at Oklahoma, Apr 02, 2023; CSU Bakersfield, Mar 03, 2023; vs California, May 24, 2023

#11 LUKE LAVIN

C/1B | 6-3 | 200 | L/R | FR | LAGUNA BEACH, CALIF. / SANTA MARGARITA CATHOLIC

Year	avg	gp-gs	ab	r	h	2b	3b	hr	rbi	bb	so	sb-att
2024	.263	15-12	38	7	10	0	0	0	4	10	8	0-0
TOTAL	.263	15-12	38	7	10	0	0	0	4	10	8	0-0

SINGLE-GAME HIGHS [all-time ranking]:
Hits: 2, at Texas Tech, Apr 01, 2024; at Rice, Mar 01, 2024; at Utah, Mar 30, 2024
Total bases: 2, at Texas Tech, Apr 01, 2024; at Rice, Mar 01, 2024; at Utah, Mar 30, 2024
RBI: 1, 4 times
Runs scored: 2, Penn State, Feb 25, 2024
Walks: 3, San Jose State, Feb 26, 2024
Hit by pitch: 1, Penn State, Feb 25, 2024; at Rice, Mar 02, 2024
Struck out: 2, at Washington, Mar 08, 2024
Sac flies: 1, at Washington, Mar 08, 2024
At bats: 4, at Texas Tech, Apr 01, 2024; at Rice, Mar 03, 2024; at Utah, Mar 30, 2024

#12 TORAN O'HARRAN

RHP | 6-1 | 198 | R/R | SO | ROCKLIN, CALIF. / ROCKLIN

Year	era	w-l	app	gs	cg	sho	sv	ip	h	r	er	bb	so
2023	11.65	1-1	17	1	0	0/0	0	17.0	21	24	22	20	25
2024	5.09	1-2	12	0	0	0/0	4	17.2	11	10	10	14	19
TOTAL	8.31	2-3	29	1	0	0/0	4	34.2	32	34	32	34	44

SINGLE-GAME HIGHS [all-time ranking]:
Innings pitched: 3.1, at Utah, Mar 30, 2024
Walks allowed: 3, 4 times
Strikeouts: 5, Santa Clara, Mar 07, 2023
Batters faced: 13, Sac State, Apr 18, 2023; Arizona, May 14, 2023

#13 ETHAN HOTT

OF | 5-10 | 185 | R/R | SO | PARADISE VALLEY, ARIZ. / CHAPARRAL

Year	avg	gp-gs	ab	r	h	2b	3b	hr	rbi	bb	so	sb-att
2024	.315	20-14	54	8	17	5	0	0	4	7	8	2-4
TOTAL	.315	20-14	54	8	17	5	0	0	4	7	8	2-4

SINGLE-GAME HIGHS [all-time ranking]:
Hits: 3, at Washington, Mar 08, 2024
Doubles: 1, 5 times
Total bases: 4, at Washington, Mar 08, 2024
RBI: 2, at Rice, Mar 02, 2024
Runs scored: 2, at Rice, Mar 01, 2024
Walks: 2, at Texas Tech, Apr 02, 2024
Hit by pitch: 1, at Rice, Mar 01, 2024
Struck out: 2, at Rice, Mar 03, 2024
Sac bunts: 1, 4 times
At bats: 5, USC, Mar 16, 2024; USC, Mar 17, 2024
Stolen bases: 1, at Rice, Mar 01, 2024; at Washington, Mar 08, 2024

#14 SEBASTIAN DAVID

INF | 6-1 | 193 | R/R | FR | MEDINA, WASH. / LAKESIDE

#15 CHAMP HAMPTON
OF | 5-10 | 208 | R/R | FR | OOLTEWAH, TENN. / BAYLOR SCHOOL

Year	avg	gp-gs	ab	r	h	2b	3b	hr	rbi	bb	so	sb-att
2024	.250	5-0	4	0	1	0	0	0	0	0	1	0-0
TOTAL	.250	5-0	4	0	1	0	0	0	0	0	1	0-0

SINGLE-GAME HIGHS [all-time ranking]:
Hits: 1, Cal State Fullerton, Feb 16, 2024
Total bases: 1, Cal State Fullerton, Feb 16, 2024
Struck out: 1, San Jose State, Feb 26, 2024
At bats: 1, 4 times

#16 BRANDON LARSON
1B | 6-6 | 235 | L/R | SO | ROCKLIN, CALIF. / ROCKLIN / UC SAN DIEGO

Year	avg	gp-gs	ab	r	h	2b	3b	hr	rbi	bb	so	sb-att
2023*	.295	46-35	149	22	44	5	2	9	45	14	42	0-0
2024	.286	13-7	28	3	8	1	0	1	2	3	10	0-0
TOTAL	.286	13-7	28	3	8	1	0	1	2	3	10	0-0
All*	.294	59-42	177	25	52	6	2	10	47	17	52	0-0

* Statistics from prior team/school

SINGLE-GAME HIGHS [all-time ranking]:
Hits: 2, USC, Mar 16, 2024
Doubles: 1, at Texas Tech, Apr 02, 2024
Home runs: 1, Penn State, Feb 24, 2024
Total bases: 4, Penn State, Feb 24, 2024
RBI: 2, Penn State, Feb 24, 2024
Runs scored: 1, Penn State, Feb 23, 2024; Penn State, Feb 24, 2024; USC, Mar 17, 2024
Walks: 1, Penn State, Feb 23, 2024; USC, Mar 16, 2024; USC, Mar 17, 2024
Struck out: 2, at Texas Tech, Apr 02, 2024; at Utah, Mar 28, 2024
At bats: 4, at Utah, Mar 28, 2024

#18 KASSIUS THOMAS
RHP | 6-2 | 190 | R/R | SO | LOS ANGELES, CALIF. / SIERRA CANYON / DUKE

Year	era	w-l	app	gs	cg	sho	sv	ip	h	r	er	bb	so
2023*	3.38	0-0	6	1	0	0/1	0	5.1	4	2	2	8	11
2024	7.47	0-1	12	0	0	0/0	0	15.2	21	14	13	11	16
TOTAL	7.47	0-1	12	0	0	0/0	0	15.2	21	14	13	11	16
All*	6.43	0-1	18	1	0	0/1	0	21.0	25	16	15	19	27

* Statistics from prior team/school

SINGLE-GAME HIGHS [all-time ranking]:
Innings pitched: 2.0, at Texas Tech, Apr 01, 2024; at Rice, Mar 03, 2024; USC, Mar 16, 2024
Walks allowed: 3, at Rice, Mar 01, 2024
Strikeouts: 4, at Texas Tech, Apr 01, 2024; Cal State Fullerton, Feb 16, 2024
Batters faced: 13, at Texas Tech, Apr 01, 2024

#19 JOEY VOLCHKO
RHP | 6-4 | 205 | R/R | FR | VISALIA, CALIF. / REDWOOD

Year	era	w-l	app	gs	cg	sho	sv	ip	h	r	er	bb	so
2024	8.10	0-1	11	2	0	0/0	0	16.2	17	17	15	21	19
TOTAL	8.10	0-1	11	2	0	0/0	0	16.2	17	17	15	21	19

SINGLE-GAME HIGHS [all-time ranking]:
Innings pitched: 4.0, Creighton, Mar 25, 2024
Walks allowed: 5, at Texas Tech, Apr 02, 2024
Strikeouts: 7, Creighton, Mar 25, 2024
Batters faced: 18, at Texas Tech, Apr 02, 2024

#20 NATHAN FLEISCHLI
RHP | 6-4 | 205 | R/R | GR | ATHERTON, CALIF. / SACRED HEART PREP

Year	era	w-l	app	gs	cg	sho	sv	ip	h	r	er	bb	so
2020	1.29	0-0	8	2	0	0/0	0	14.0	9	4	2	6	8
2021	9.82	0-0	4	0	0	0/0	0	3.2	1	4	4	3	2
2022	9.53	0-0	10	0	0	0/0	0	11.1	17	12	12	7	10
2024	27.00	0-0	4	1	0	0/0	0	3.0	5	9	9	3	2
TOTAL	7.59	0-0	26	3	0	0/0	0	32.0	32	29	27	19	22

SINGLE-GAME HIGHS [all-time ranking]:
Innings pitched: 3.0, Cal State Fullerton, Feb 15, 2020; GCU, Feb 28, 2020
Walks allowed: 2, 6 times
Strikeouts: 2, 5 times
Batters faced: 13, Cal State Fullerton, Feb 15, 2020

#21 CHARLIE SAUM
C | 6-0 | 200 | R/R | JR | THOUSAND OAKS, CALIF. / THOUSAND OAKS

Year	avg	gp-gs	ab	r	h	2b	3b	hr	rbi	bb	so	sb-att
2022	.143	20-1	14	1	2	1	0	0	1	0	8	0-0
2023	.190	9-7	21	3	4	1	0	0	2	4	10	0-0
2024	.269	12-5	26	4	7	0	0	4	9	2	7	0-1
TOTAL	.213	41-13	61	8	13	2	0	4	12	6	25	0-1

SINGLE-GAME HIGHS [all-time ranking]:
Hits: 2, at Texas Tech, Apr 02, 2024; Cal State Fullerton, Feb 16, 2024; USC, May 20, 2022
Doubles: 1, CSU Bakersfield, Mar 04, 2023; USC, May 20, 2022
Home runs: 2 [t-5th], at Texas Tech, Apr 02, 2024
Total bases: 8, at Texas Tech, Apr 02, 2024
RBI: 4, at Texas Tech, Apr 02, 2024
Runs scored: 2, at Texas Tech, Apr 02, 2024
Walks: 1, 6 times
Hit by pitch: 1, at Texas Tech, Apr 02, 2024; at Cal State Fullerton, Feb 19, 2023; Rice, Feb 25, 2023
Struck out: 2, 5 times
Sac bunts: 1, Cal State Fullerton, Feb 18, 2024
At bats: 5, San Jose State, Feb 26, 2024

#22 CORT MACDONALD
OF | 6-1 | 197 | L/L | SO | ARLINGTON, TEXAS / PANTEGO CHRISTIAN ACADEMY

Year	avg	gp-gs	ab	r	h	2b	3b	hr	rbi	bb	so	sb-att
2023	.250	10-0	4	1	1	0	0	0	1	1	2	0-0
2024	.330	25-24	97	17	32	4	0	3	18	12	13	7-8
TOTAL	.327	35-24	101	18	33	4	0	3	19	13	15	7-8

SINGLE-GAME HIGHS [all-time ranking]:
Hits: 3, Creighton, Mar 25, 2024
Doubles: 2, at Texas Tech, Apr 01, 2024
Home runs: 1, Cal State Fullerton, Feb 18, 2024; USC, Mar 15, 2024; at Utah, Mar 30, 2024
Total bases: 6, at Utah, Mar 30, 2024
RBI: 3, at Rice, Mar 02, 2024
Runs scored: 3, San Jose State, Feb 26, 2024
Walks: 2, San Jose State, Feb 26, 2024
Struck out: 3, at California, Mar 05, 2024
Sac flies: 1, at Texas Tech, Apr 02, 2024
Sac bunts: 1, Cal State Fullerton, Feb 18, 2024
At bats: 7, at Utah, Mar 30, 2024
Stolen bases: 2 [t-4th], San Jose State, Feb 26, 2024

#23 JADEN BRUNO
RHP | 6-4 | 222 | R/R | SR | WELLINGTON, FLA. / A.M.ERICAN HERITAGE SCHOOL

Year	era	w-l	app	gs	cg	sho	sv	ip	h	r	er	bb	so
2024	0.00	0-0	1	0	0	0/0	0	1.0	1	0	0	2	2
TOTAL	0.00	0-0	1	0	0	0/0	0	1.0	1	0	0	2	2

SINGLE-GAME HIGHS [all-time ranking]:
Innings pitched: 1.0, Penn State, Feb 23, 2024
Walks allowed: 2, Penn State, Feb 23, 2024
Strikeouts: 2, Penn State, Feb 23, 2024
Batters faced: 6, Penn State, Feb 23, 2024

#24 AIDAN KEENAN
RHP | 6-1 | 192 | R/R | FR | MORGAN HILL, CALIF. / LIVE OAK

Year	era	w-l	app	gs	cg	sho	sv	ip	h	r	er	bb	so
2024	6.75	0-1	5	2	0	0/0	1	6.2	4	5	5	10	7
TOTAL	6.75	0-1	5	2	0	0/0	1	6.2	4	5	5	10	7

SINGLE-GAME HIGHS [all-time ranking]:
Innings pitched: 2.0, at California, Mar 05, 2024
Walks allowed: 3, at Texas Tech, Apr 01, 2024; at California, Mar 05, 2024; at Washington, Mar 10, 2024
Strikeouts: 4, at California, Mar 05, 2024
Batters faced: 10, at California, Mar 05, 2024

#25 NICK DUGAN
RHP | 6-2 | 202 | R/R | SO | EUREKA, CALIF. / ST. BERNARD'S ACADEMY

Year	era	w-l	app	gs	cg	sho	sv	ip	h	r	er	bb	so
2023	7.30	1-0	24	7	0	0/0	1	61.2	79	55	50	29	63
2024	5.62	3-2	8	6	0	0/0	1	32.0	35	21	20	12	31
TOTAL	6.73	4-2	32	13	0	0/0	2	93.2	114	76	70	41	94

SINGLE-GAME HIGHS [all-time ranking]:
Innings pitched: 6.0, vs Oregon, May 25, 2023
Walks allowed: 3, Penn State, Feb 25, 2024; at Rice, Mar 03, 2024; at USC, Mar 11, 2023
Strikeouts: 7, Washington, Apr 22, 2023; at Rice, Mar 03, 2024
Batters faced: 27, at Rice, Mar 03, 2024

#26 SAM GAREWAL
LHP | 6-4 | 230 | L/L | SO | SAN DIEGO, CALIF. / CANYON CREST ACADEMY / NORTHWESTERN

Year	era	w-l	app	gs	cg	sho	sv	ip	h	r	er	bb	so
2023*	5.69	0-4	15	8	0	0/0	0	49.0	51	40	31	19	48
All*	5.69	0-4	15	8	0	0/0	0	49.0	51	40	31	19	48

* Statistics from prior team/school

SINGLE-GAME HIGHS [all-time ranking]:

#27 BRADY REYNOLDS
C/OF | 6-1 | 218 | L/R | FR | BAKERSFIELD, CALIF. / LIBERTY

Year	avg	gp-gs	ab	r	h	2b	3b	hr	rbi	bb	so	sb-att
2024	.250	22-21	64	10	16	4	0	1	7	12	24	3-5
TOTAL	.250	22-21	64	10	16	4	0	1	7	12	24	3-5

SINGLE-GAME HIGHS [all-time ranking]:
Hits: 2, San Jose State, Feb 26, 2024; at California, Mar 05, 2024
Doubles: 2, San Jose State, Feb 26, 2024
Home runs: 1, Penn State, Feb 25, 2024
Total bases: 4, Penn State, Feb 25, 2024; San Jose State, Feb 26, 2024
RBI: 3, Penn State, Feb 25, 2024
Runs scored: 2, at Texas Tech, Apr 02, 2024; Penn State, Feb 25, 2024; at Rice, Mar 02, 2024
Walks: 2, at Texas Tech, Apr 01, 2024; at Texas Tech, Apr 02, 2024; USC, Mar 16, 2024
Hit by pitch: 1, 5 times
Struck out: 2, 6 times
Sac flies: 1, USC, Mar 17, 2024
At bats: 4, 7 times
Stolen bases: 1, at Washington, Mar 10, 2024; USC, Mar 16, 2024; Creighton, Mar 24, 2024

#28 MATT SCOTT
RHP | 6-7 | 247 | R/R | SO | REDDING, CONN. / JOEL BARLOW

Year	era	w-l	app	gs	cg	sho	sv	ip	h	r	er	bb	so
2023	5.10	5-5	24	12	0	0/0	1	67.0	59	44	38	37	62
2024	4.43	2-5	7	7	0	0/0	0	40.2	28	21	20	19	56
TOTAL	4.85	7-10	31	19	0	0/0	1	107.2	87	65	58	56	118

SINGLE-GAME HIGHS [all-time ranking]:
Innings pitched: 8.0, Utah, Mar 26, 2023
Walks allowed: 6 [t-6th], at Utah, Mar 29, 2024
Strikeouts: 12, at Rice, Mar 01, 2024
Batters faced: 28, USC, Mar 15, 2024; Utah, Mar 26, 2023

#30 RYAN SPESHYOCK
RHP | 6-1 | 199 | R/R | FR | GOLETA, CALIF. / DOS PUEBLOS

Year	era	w-l	app	gs	cg	sho	sv	ip	h	r	er	bb	so
2024	10.32	0-0	8	0	0	0/0	0	11.1	10	13	13	11	11
TOTAL	10.32	0-0	8	0	0	0/0	0	11.1	10	13	13	11	11

SINGLE-GAME HIGHS [all-time ranking]:
Innings pitched: 3.0, UNLV, Feb 19, 2024
Walks allowed: 4, Penn State, Feb 23, 2024
Strikeouts: 3, at Utah, Mar 29, 2024
Batters faced: 14, UNLV, Feb 19, 2024

#33 GABE SPRINGER
INF | 6-0 | 205 | S/R | SO | BOULDER, COLO. / FAIRVIEW

Year	avg	gp-gs	ab	r	h	2b	3b	hr	rbi	bb	so	sb-att
2024	.250	9-2	12	2	3	0	0	1	3	2	5	0-0
TOTAL	.250	9-2	12	2	3	0	0	1	3	2	5	0-0

SINGLE-GAME HIGHS [all-time ranking]:
Hits: 1, at Rice, Mar 02, 2024; USC, Mar 17, 2024; Creighton, Mar 25, 2024
Home runs: 1, USC, Mar 17, 2024
Total bases: 4, USC, Mar 17, 2024
RBI: 2, USC, Mar 17, 2024
Runs scored: 1, USC, Mar 17, 2024; Creighton, Mar 25, 2024
Walks: 1, at Washington, Mar 10, 2024; at Utah, Mar 30, 2024
Struck out: 2, at Texas Tech, Apr 01, 2024; Cal State Fullerton, Feb 16, 2024
Sac flies: 1, Cal State Fullerton, Feb 16, 2024
At bats: 3, Cal State Fullerton, Feb 16, 2024

#34 TREVOR MOORE
RHP | 6-1 | 210 | R/R | SO | GOLDEN, COLO. / MULLEN

Year	era	w-l	app	gs	cg	sho	sv	ip	h	r	er	bb	so
2023	10.80	0-1	8	1	0	0/0	0	6.2	9	9	8	10	8
2024	5.34	2-0	13	1	0	0/0	0	30.1	38	23	18	8	31
TOTAL	6.32	2-1	21	2	0	0/0	0	37.0	47	32	26	18	39

SINGLE-GAME HIGHS [all-time ranking]:
Innings pitched: 4.2, San Jose State, Feb 26, 2024
Walks allowed: 3, Penn State, Feb 23, 2024
Strikeouts: 4, 4 times
Batters faced: 20, San Jose State, Feb 26, 2024

#36 TY UBER
RHP | 6-4 | 240 | R/R | JR | CAMERON PARK, CALIF. / PONDEROSA

Year	era	w-l	app	gs	cg	sho	sv	ip	h	r	er	bb	so
2022	4.99	4-1	18	10	0	0/2	0	48.2	42	30	27	26	49
2023	9.86	1-0	13	3	0	0/0	0	21.0	27	23	23	20	20
TOTAL	6.46	5-1	31	13	0	0/2	0	69.2	69	53	50	46	69

SINGLE-GAME HIGHS [all-time ranking]:
Innings pitched: 6.0, California, May 08, 2022
Walks allowed: 4, Texas State, Jun 05, 2022; at Utah, May 15, 2022
Strikeouts: 6, Arizona State, Apr 09, 2022; California, May 08, 2022
Batters faced: 25, California, May 08, 2022

#37 TOMMY O'ROURKE
RHP | 6-2 | 218 | R/R | SR | MORRISTOWN, N.J. / SETON HALL PREP

Year	era	w-l	app	gs	cg	sho	sv	ip	h	r	er	bb	so
2021	4.07	1-0	25	0	0	0/2	0	24.1	16	12	11	20	25
2022	4.41	3-5	30	2	0	0/4	0	32.2	34	20	16	16	35
TOTAL	4.26	4-5	55	2	0	0/6	0	57.0	50	32	27	36	60

SINGLE-GAME HIGHS [all-time ranking]:
Innings pitched: 3.1, at Oregon State, Apr 02, 2022
Walks allowed: 3, Fresno State, Mar 27, 2021; at San Francisco, May 10, 2022; at Oregon, May 23, 2021
Strikeouts: 4, vs Arkansas, Feb 27, 2022; Arizona, May 07, 2021; vs Oregon State, May 29, 2022
Batters faced: 13, at Oregon State, Apr 02, 2022

#38 JACK SVINTH
RHP | 6-1 | 197 | R/R | FR | RANCHO SANTA MARGARITA, CALIF. / SANTA MARGARITA CATHOLIC

#39 JAKE SAPIEN
1B | 6-2 | 220 | R/R | JR | ATWATER, CALIF. / BUHACH COLONY

Year	avg	gp-gs	ab	r	h	2b	3b	hr	rbi	bb	so	sb-att
2023	.301	33-27	93	16	28	5	1	3	16	14	27	0-0
2024	.261	18-14	46	6	12	2	0	0	6	13	11	1-1
TOTAL	.288	51-41	139	22	40	7	1	3	22	27	38	1-1

SINGLE-GAME HIGHS [all-time ranking]:
Hits: 4, at Santa Clara, May 09, 2023
Doubles: 2, at Arizona State, May 05, 2023
Triples: 1 [t-7th], at USC, Mar 11, 2023
Home runs: 1, Utah, Mar 27, 2023; at Arizona State, May 06, 2023; at Arizona State, May 07, 2023
Total bases: 5, at Arizona State, May 06, 2023; at Santa Clara, May 09, 2023
RBI: 3, Utah, Mar 27, 2023; vs California, May 24, 2023
Runs scored: 3, Utah, Mar 27, 2023; at Santa Clara, May 09, 2023
Walks: 2, 6 times
Hit by pitch: 1, San Jose State, Jun 02, 2023
Struck out: 3, at Oklahoma, Mar 30, 2023
Sac bunts: 1, USC, Mar 16, 2024
At bats: 6, at Utah, Mar 30, 2024
Stolen bases: 1, at California, Mar 05, 2024

#40 BEN REIMERS
RHP | 6-3 | 193 | R/R | FR | ALISO VIEJO, CALIF. / JSERRA CATHOLIC

Year	era	w-l	app	gs	cg	sho	sv	ip	h	r	er	bb	so
2024	7.50	1-1	9	0	0	0/0	0	18.0	19	15	15	11	16
TOTAL	7.50	1-1	9	0	0	0/0	0	18.0	19	15	15	11	16

SINGLE-GAME HIGHS [all-time ranking]:
Innings pitched: 5.0, at Texas Tech, Apr 01, 2024
Walks allowed: 3, at Washington, Mar 10, 2024
Strikeouts: 4, at Texas Tech, Apr 01, 2024
Batters faced: 18, at Texas Tech, Apr 01, 2024

#42 CHRISTIAN LIM
LHP | 5-10 | 193 | L/L | FR | NASHVILLE, TENN. / MONTGOMERY BELL ACADEMY

Year	era	w-l	app	gs	cg	sho	sv	ip	h	r	er	bb	so
2024	3.28	2-2	7	7	0	0/0	0	35.2	28	13	13	11	46
TOTAL	3.28	2-2	7	7	0	0/0	0	35.2	28	13	13	11	46

SINGLE-GAME HIGHS [all-time ranking]:
Innings pitched: 7.0, USC, Mar 16, 2024
Walks allowed: 2, 4 times
Strikeouts: 11, Creighton, Mar 24, 2024
Batters faced: 27, at Utah, Mar 30, 2024

#44 BRETT BLAIR
OF/C | 6-1 | 225 | R/R | JR | GAINESVILLE, FLA. / BUCHHOLZ

Year	avg	gp-gs	ab	r	h	2b	3b	hr	rbi	bb	so	sb-att
2023	.000	2-0	2	1	0	0	0	0	0	0	0	0-0
2024	.250	8-0	4	2	1	0	0	0	0	0	2	0-0
TOTAL	.167	10-0	6	3	1	0	0	0	0	0	2	0-0

SINGLE-GAME HIGHS [all-time ranking]:
Hits: 1, Creighton, Mar 25, 2024
Total bases: 1, Creighton, Mar 25, 2024
Runs scored: 1, CSU Bakersfield, Mar 05, 2023; USC, Mar 16, 2024; Creighton, Mar 25, 2024
Struck out: 1, Cal State Fullerton, Feb 16, 2024; Penn State, Feb 23, 2024
At bats: 1, 6 times

#50 GAVIN NALU
LHP | 6-0 | 205 | L/L | JR | LA MESA, CALIF. / CATHEDRAL CATHOLIC

Year	era	w-l	app	gs	cg	sho	sv	ip	h	r	er	bb	so
2024	20.25	0-0	2	0	0	0/0	0	1.1	1	3	3	3	1
TOTAL	20.25	0-0	2	0	0	0/0	0	1.1	1	3	3	3	1

SINGLE-GAME HIGHS [all-time ranking]:
Innings pitched: 1.0, UNLV, Feb 19, 2024
Walks allowed: 2, Penn State, Feb 23, 2024
Strikeouts: 1, Penn State, Feb 23, 2024
Batters faced: 6, UNLV, Feb 19, 2024



Becerra, Temo																								
Year	avg	gp-gs	ab	r	h	2b	3b	hr	rbi	tb	slg%	bb	hbp	so	gdp	ob%	sf	sh	sb-att	po	a	e	fld%	
2023	.200	2-2	10	0	2	0	0	0	2	.200	0	0	2	0	.200	0	0	.200	0	0-0	3	9	0	1.000
TOTAL	.200	2-2	10	0	2	0	0	0	2	.200	0	0	2	0	.200	0	0	.200	0	0-0	3	9	0	1.000
Blair, Brett																								
Year	avg	gp-gs	ab	r	h	2b	3b	hr	rbi	tb	slg%	bb	hbp	so	gdp	ob%	sf	sh	sb-att	po	a	e	fld%	
Bruno, Jaden																								
Year	avg	gp-gs	ab	r	h	2b	3b	hr	rbi	tb	slg%	bb	hbp	so	gdp	ob%	sf	sh	sb-att	po	a	e	fld%	
Campbell, Saborn																								
Year	avg	gp-gs	ab	r	h	2b	3b	hr	rbi	tb	slg%	bb	hbp	so	gdp	ob%	sf	sh	sb-att	po	a	e	fld%	
2023	.300	3-1	10	3	3	0	0	0	3	.300	0	0	2	0	.300	0	0	.300	0	0-0	7	0	0	1.000
TOTAL	.300	3-1	10	3	3	0	0	0	3	.300	0	0	2	0	.300	0	0	.300	0	0-0	7	0	0	1.000
Cobb, Owen																								
Year	avg	gp-gs	ab	r	h	2b	3b	hr	rbi	tb	slg%	bb	hbp	so	gdp	ob%	sf	sh	sb-att	po	a	e	fld%	
2022	.000	1-0	2	0	0	0	0	0	0	.000	0	0	1	0	.000	0	0	.000	0	0-0	1	0	1	.500
2023	.000	1-1	4	0	0	0	0	0	0	.000	0	0	3	0	.000	0	0	.000	0	0-0	2	5	0	1.000
TOTAL	.000	2-1	6	0	0	0	0	0	0	.000	0	0	4	0	.000	0	0	.000	0	0-0	3	5	1	.889
Dugan, Nick																								
Year	avg	gp-gs	ab	r	h	2b	3b	hr	rbi	tb	slg%	bb	hbp	so	gdp	ob%	sf	sh	sb-att	po	a	e	fld%	
Year	era	w-l	app	gs	cg	sho	sv	ip	h	r	er	bb	so	2b	3b	hr	bfb	bavg	wp	hbp	bk	sfa	sha	
2023	0.00	0-0	1	0	0	0.00	0	2.0	2	0	0	1	2	0	0	0	8	.286	1	0	0	0	0	
TOTAL	0.00	0-0	1	0	0	0.00	0	2.0	2	0	0	1	2	0	0	0	8	.286	1	0	0	0	0	
Fleischli, Nathan																								
Year	avg	gp-gs	ab	r	h	2b	3b	hr	rbi	tb	slg%	bb	hbp	so	gdp	ob%	sf	sh	sb-att	po	a	e	fld%	
Year	avg	gp-gs	ab	r	h	2b	3b	hr	rbi	tb	slg%	bb	hbp	so	gdp	ob%	sf	sh	sb-att	po	a	e	fld%	
2023	2.25	0-0	1	0	0	0.00	0	1.0	1	1	1	1	3	0	0	1	5	.250	0	0	0	0	0	
TOTAL	2.25	0-0	1	0	0	0.00	0	1.0	1	1	1	1	3	0	0	1	5	.250	0	0	0	0	0	
Haskins, Trevor																								
Year	avg	gp-gs	ab	r	h	2b	3b	hr	rbi	tb	slg%	bb	hbp	so	gdp	ob%	sf	sh	sb-att	po	a	e	fld%	
Year	avg	gp-gs	ab	r	h	2b	3b	hr	rbi	tb	slg%	bb	hbp	so	gdp	ob%	sf	sh	sb-att	po	a	e	fld%	
2023	9.00	0-0	1	0	0	0.00	0	1.0	1	1	1	1	3	0	0	1	5	.250	0	0	0	0	0	
TOTAL	9.00	0-0	1	0	0	0.00	0	1.0	1	1	1	1	3	0	0	1	5	.250	0	0	0	0	0	
MacDonald, Cort																								
Year	avg	gp-gs	ab	r	h	2b	3b	hr	rbi	tb	slg%	bb	hbp	so	gdp	ob%	sf	sh	sb-att	po	a	e	fld%	
Year	avg	gp-gs	ab	r	h	2b	3b	hr	rbi	tb	slg%	bb	hbp	so	gdp	ob%	sf	sh	sb-att	po	a	e	fld%	
2023	4.29	3-3	14	1	6	2	0	1	6	11	.786	1	0	4	0	.467	0	0	0-0	32	3	1	.972	
TOTAL	4.29	3-3	14	1	6	2	0	1	6	11	.786	1	0	4	0	.467	0	0	0-0	32	3	1	.972	
Moore, Malcolm																								
Year	avg	gp-gs	ab	r	h	2b	3b	hr	rbi	tb	slg%	bb	hbp	so	gdp	ob%	sf	sh	sb-att	po	a	e	fld%	
2023	.000	3-3	14	1	6	2	0	1	6	11	.786	1	0	4	0	.467	0	0	0-0	32	3	1	.972	
TOTAL	.000	3-3	14	1	6	2	0	1	6	11	.786	1	0	4	0	.467	0	0	0-0	32	3	1	.972	
Moore, Trevor																								
Year	avg	gp-gs	ab	r	h	2b	3b	hr	rbi	tb	slg%	bb	hbp	so	gdp	ob%	sf	sh	sb-att	po	a	e	fld%	
Year	avg	gp-gs	ab	r	h	2b	3b	hr	rbi	tb	slg%	bb	hbp	so	gdp	ob%	sf	sh	sb-att	po	a	e	fld%	
2023	.000	2-0	1	0	0	0	0	1	0	.000	0	0	0	0	.000	1	0	0-0	0	0	0	.000		
TOTAL	.000	2-0	1	0	0	0	0	1	0	.000	0	0	0	0	.000	1	0	0-0	0	0	0	.000		
Nati, Jimmy																								
Year	avg	gp-gs	ab	r	h	2b	3b	hr	rbi	tb	slg%	bb	hbp	so	gdp	ob%	sf	sh	sb-att	po	a	e	fld%	
Year	avg	gp-gs	ab	r	h	2b	3b	hr	rbi	tb	slg%	bb	hbp	so	gdp	ob%	sf	sh	sb-att	po	a	e	fld%	
2023	.000	2-0	1	0	0	0	0	1	0	.000	0	0	0	0	.000	1	0	0-0	0	0	0	.000		
TOTAL	.000	2-0	1	0	0	0	0	1	0	.000	0	0	0	0	.000	1	0	0-0	0	0	0	.000		
O'Haran, Toran																								
Year	avg	gp-gs	ab	r	h	2b	3b	hr	rbi	tb	slg%	bb	hbp	so	gdp	ob%	sf	sh	sb-att	po	a	e	fld%	
Year	era	w-l	app	gs	cg	sho	sv	ip	h	r	er	bb	so	2b	3b	hr	bfb	bavg	wp	hbp	bk	sfa	sha	
2023	6.75	0-0	2	0	0	0.00	0	1.1	2	1	0	3	1	0	1	6	.333	0	0	0	0	0	0	
TOTAL	6.75	0-0	2	0	0	0.00	0	1.1	2	1	0	3	1	0	1	6	.333	0	0	0	0	0	0	



O'Rourke, Tommy																								
Year	avg	gp-gs	ab	r	h	2b	3b	hr	rbi	tb	slg%	bb	hbp	so	gdp	ob%	sf	sh	sb-att	po	a	e	fld%	
Year	era	w-l	app	gs	cg	sho	sv	ip	h	r	er	bb	so	2b	3b	hr	bf	bavg	wp	hbp	bk	sfa	sha	
2021	0.00	0-0	2	0	0	0.00	0	1.1	0	0	0	0	3	0	0	4	.000	0	0	0	0	0		
2022	0.00	0-0	1	0	0	0.00	0	1.0	1	0	0	0	2	0	0	4	.250	0	0	0	0	0		
TOTAL	0.00	0-0	3	0	0	0.00	0	2.1	1	0	0	0	5	0	0	8	.125	0	0	0	0	0		
Sapien, Jake																								
Year	avg	gp-gs	ab	r	h	2b	3b	hr	rbi	tb	slg%	bb	hbp	so	gdp	ob%	sf	sh	sb-att	po	a	e	fld%	
2023	.182	3-3	11	2	2	0	0	0	2	.182	1	0	5	0	.250	0	0	0-0	0	0	0	.000		
TOTAL	.182	3-3	11	2	2	0	0	0	2	.182	1	0	5	0	.250	0	0	0-0	0	0	0	.000		
Saum, Charlie																								
Year	avg	gp-gs	ab	r	h	2b	3b	hr	rbi	tb	slg%	bb	hbp	so	gdp	ob%	sf	sh	sb-att	po	a	e	fld%	
2022	.000	2-0	1	0	0	0	0	0	0	.000	0	0	0	0	0	.000	0	0	0-0	4	0	0	1.000	
TOTAL	.000	2-0	1	0	0	0	0	0	0	.000	0	0	0	0	0	.000	0	0	0-0	4	0	0	1.000	
Scott, Matt																								
Year	avg	gp-gs	ab	r	h	2b	3b	hr	rbi	tb	slg%	bb	hbp	so	gdp	ob%	sf	sh	sb-att	po	a	e	fld%	
Year	era	w-l	app	gs	cg	sho	sv	ip	h	r	er	bb	so	2b	3b	hr	bf	bavg	wp	hbp	bk	sfa	sha	
2023	2.25	0-0	1	0	0	0.00	0	4.0	6	1	1	2	0	1	0	.375	1	0	0	0	0	0		
TOTAL	2.25	0-0	1	0	0	0.00	0	4.0	6	1	1	2	0	1	0	.375	1	0	0	0	0	0		
Springer, Gabe																								
Year	avg	gp-gs	ab	r	h	2b	3b	hr	rbi	tb	slg%	bb	hbp	so	gdp	ob%	sf	sh	sb-att	po	a	e	fld%	
Year	era	w-l	app	gs	cg	sho	sv	ip	h	r	er	bb	so	2b	3b	hr	bf	bavg	wp	hbp	bk	sfa	sha	
2023	9.00	0-0	1	0	0	0.00	0	1.0	1	1	1	1	3	0	0	1	5	.250	0	0	0	0	0	
TOTAL	9.00	0-0	1	0	0	0.00	0	1.0	1	1	1	1	3	0	0	1	5	.250	0	0	0	0	0	
Uber, Ty																								
Year	avg	gp-gs	ab	r	h	2b	3b	hr	rbi	tb	slg%	bb	hbp	so	gdp	ob%	sf	sh	sb-att	po	a	e	fld%	
Year	era	w-l	app	gs	cg	sho	sv	ip	h	r	er	bb	so	2b	3b	hr	bf	bavg	wp	hbp	bk	sfa	sha	
2023	9.00	0-0	1	0	0	0.00	0	1.0	1	1	1	1	3	0	0	1	5	.250	0	0	0	0	0	
TOTAL	9.00	0-0	1	0	0	0.00	0	1.0	1	1	1	1	3	0	0	1	5	.250	0	0	0	0	0	

THE LAST TIME A CARDINAL HITTER HAD...

4+ Hits	4, Owen Cobb & Trevor Haskins at Texas Tech (4/2/24)
5+ Hits	5, Alberto Rios vs. Arizona (5/14/23)
6+ Hits	6, Lonnie Kaupila at Washington State (4/2/11)
7+ Hits	None Since 2001

5+ RBIs	5, Trevor Haskins at Utah (3/30/24)
6+ RBIs	6, Carter Graham at Washington State (5/20/23)
7+ RBIs	9, Alberto Rios vs. Arizona (5/14/23)
8+ RBIs	9, Alberto Rios vs. Arizona (5/14/23)
9+ RBIs	9, Alberto Rios vs. Arizona (5/14/23)
10+ RBIs	11, Alberto Rios vs. CSU Bakersfield (3/5/23)
11+ RBIs	11, Alberto Rios vs. CSU Bakersfield (3/5/23)

4+ Runs	4, Trevor Haskins at Texas Tech (4/2/24)
5+ Runs	5, Tommy Troy at Washington State (5/20/23)
6+ Runs	6, Carlos Quentin at Santa Clara (4/8/03)

3+ Doubles	3, Malcolm Moore at Pacific (3/1/23)
4+ Doubles	None Since 2001

2+ Triples	2, Owen Cobb vs. Cal State Fullerton (2/18/24)
3+ Triples	3, Jed Lowrie at California (2/27/04)

2+ Home Runs	2, Charlie Saum at Texas Tech (4/2/24)
3+ Home Runs	3, Alberto Rios vs. Arizona (5/14/23)
4+ Home Runs	4, Andrew Daschbach vs. Cal Poly (5/14/19)

9+ Total Bases	10, Trevor Haskins at Texas Tech (4/2/24)
10+ Total Bases	10, Trevor Haskins at Texas Tech (4/2/24)
11+ Total Bases	15, Alberto Rios vs. Arizona (5/14/23)
12+ Total Bases	15, Alberto Rios vs. Arizona (5/14/23)
15+ Total Bases	15, Alberto Rios vs. Arizona (5/14/23)
16+ Total Bases	16, Andrew Daschbach vs. Cal Poly (5/14/19)

2+ Sac Flies in Game	2, Malcolm Moore vs. California (4/25/23)
3+ Sac Flies in Game	3, Chris Riordan vs. Cal Poly (3/2/02)

7+ At Bats	7, Owen Cobb, Cort MacDonald & Malcolm Moore at Utah (3/30/24)
8+ At Bats	8, Carter Graham & Tommy Troy vs. Washington (4/21/23)

A Leadoff Home Run	Eddie Park vs. San Jose State (6/2/23)
A Leadoff Home Run on Road	Brook Jones at Utah (5/15/22)
Led Off Inning with a Home Run	Charlie Saum (T6) at Texas Tech (4/2/24)

Home Run in First Career Game	Malcolm Moore at Cal State Fullerton (2/17/23)
Home Run in First Stanford At Bat	Malcolm Moore at Cal State Fullerton (2/17/23)
Home Run for First Career Hit	Malcolm Moore at Cal State Fullerton (2/17/23)
Home Run for First Stanford Hit	Brandon Larson vs. Penn State (2/24/24)

2 Home Runs in an Inning	Michael Taylor (4th) at USC (5/26/07)
A Grand Slam	Owen Cobb vs. Penn State (2/25/24)
2+ Grand Slams in a Game	2, Kody Huff vs. #17 UC Irvine (6/5/21)
An Inside-the-Park Grand Slam	Sean Ratliff at Arizona State (4/6/07)
A Pinch-Hit Home Run	Gabe Springer (2-Run HR, B9) vs. USC (3/17/24)
An Inside-the-Park Home Run	Quinn Brodey vs. San Jose State (5/2/17)
A Walk-Off Home Run	Tommy Troy (2-Run HR, B16) 3-1 vs. Washington (4/21/23)

Home Runs in Consecutive AB	2, Charlie Saum at Texas Tech (4/2/24)
Home Runs in 3+ Consecutive AB	4, Andrew Daschbach vs. Cal Poly (5/14/19)
Home Runs in 4+ Consecutive AB	4, Andrew Daschbach vs. Cal Poly (5/14/19)

Home Runs in Consecutive Games	2, Malcolm Moore at Utah (3/30/24) & at Texas Tech (4/1/24)
Home Runs in 3+ Consecutive Games	3, Drew Bowser vs. Texas (6/10/23), vs. Texas (6/11/23) & vs. Texas (6/12/23)
Home Runs in 4+ Consecutive Games	4, Drew Bowser vs. #13 Texas State (6/5/22), vs. #13 Texas State (6/6/22) vs. Connecticut (6/11/22) & vs. Connecticut (6/12/22)
Home Runs in 5+ Consecutive Games	6, Brock Jones at Utah (5/15/22), at Santa Clara (5/17/22), vs. USC (5/19/22) vs. USC (5/20/22), vs. USC (5/21/22) & vs. Arizona State (May 25)
Home Runs in 6+ Consecutive Games	6, Brock Jones at Utah (5/15/22), at Santa Clara (5/17/22), vs. USC (5/19/22) vs. USC (5/20/22), vs. USC (5/21/22) & vs. Arizona State (May 25)

3+ Walks	3, Malcolm Moore vs. USC (3/17/24)
4+ Walks	4, Braden Montgomery at Oklahoma (3/30/23)
5+ Walks	6, Carson Greene vs. GCU (2/28/20)
6+ Walks	6, Carson Greene vs. GCU (2/28/20)

2+ Hit-by-Pitch	2, Temo Becerra vs. UNLV (2/19/24)
3+ Hit-by-Pitch	3, Toby Gerhart vs. UC Davis (5/22/07)
4+ Hit-by-Pitch	5, Carlos Quentin at Florida State (2/9/02)

3+ Stolen Bases	3, Kyle Stowers at Santa Clara (4/30/19)
4+ Stolen Bases	None Since 2001

2+ Hits in an Inning	2, Owen Cobb (T11) at Utah (3/30/24)
A Walk-Off Hit	Drew Bowser (RBI Single in B9) 7-6 vs. Texas (6/12/23)
A Cycle	Trevor Haskins (4-for-5) at Texas Tech (4/2/24) 5-3 / 3B / 1B / 2B / HR

THE LAST TIME THE CARDINAL OFFENSE HAD...

20+ Hits	21 at Utah (3/30/24)
21+ Hits	21 at Utah (3/30/24)
22+ Hits	22 at California (4/7/23)
23+ Hits	24 at Oregon (4/19/19)
24+ Hits	24 at Oregon (4/19/19)
25+ Hits	28 at Utah (5/5/18)

15+ Runs	18 vs. California (5/24/23)
16+ Runs	18 vs. California (5/24/23)
17+ Runs	18 vs. California (5/24/23)
18+ Runs	18 vs. California (5/24/23)
19+ Runs	20 vs. Arizona (5/14/23)
20+ Runs	20 vs. Arizona (5/14/23)
21+ Runs	23 at Oklahoma (3/30/23)
22+ Runs	23 at Oklahoma (3/30/23)
23+ Runs	23 at Oklahoma (3/30/23)
24+ Runs	24 vs. CSU Bakersfield (3/5/23)
25+ Runs	25 at Utah (5/5/18)
26+ Runs	26 vs. USC (4/26/08)
27+ Runs	27 at Arizona (3/27/94)

8+ Runs in Inning	8, 7th Inning at Santa Clara (5/9/23)
9+ Runs in Inning	10, 2nd Inning vs. Binghamton (6/3/22)
10+ Runs in Inning	10, 2nd Inning vs. Binghamton (6/3/22)

10+ Runs in 2+ Consecutive Games	2, 15 at Washington State (5/20/23) & 18 vs. California (5/24/23)
10+ Runs in 3+ Consecutive Games	3, 11 at UCLA (4/16/22), 10 at Cal Poly (4/19/22) & 11 vs. Grand Canyon (4/22/22)
10+ Runs in 4+ Consecutive Games	4, 20 at Oregon (4/19/19), 10 at Oregon (4/20/19) 11 vs. Gonzaga (4/22/19) & 15 vs. San Jose State (4/23/19)
15+ Runs in 2+ Consecutive Games	2, 15 at Washington State (5/20/23) & 18 vs. California (5/24/23)
15+ Runs in 3+ Consecutive Games	None Since 2001
20+ Runs in 2+ Consecutive Games	None Since 2001

6+ Doubles	6 at Texas Tech (4/1/24)
7+ Doubles	7 at #20 Arizona State (5/5/23)
8+ Doubles	8 at Utah (5/5/18)
2+ Triples	2 vs. Cal State Fullerton (2/18/24)
3+ Triples	3 at Oklahoma (4/2/23)
4+ Triples	None Since 2001
4+ Home Runs in a Game	4 at Texas Tech (4/2/24)
5+ Home Runs in a Game	6 vs. Arizona (5/14/23)
6+ Home Runs in a Game	6 vs. Arizona (5/14/23)
7+ Home Runs in a Game	8 vs. Connecticut (6/11/22)
8+ Home Runs in a Game	8 vs. Connecticut (6/11/22)

2+ Triples	2 vs. Cal State Fullerton (2/18/24)
3+ Triples	3 at Oklahoma (4/2/23)
4+ Triples	None Since 2001

4+ Home Runs in a Game	4 at Texas Tech (4/2/24)
5+ Home Runs in a Game	6 vs. Arizona (5/14/23)
6+ Home Runs in a Game	6 vs. Arizona (5/14/23)
7+ Home Runs in a Game	8 vs. Connecticut (6/11/22)
8+ Home Runs in a Game	8 vs. Connecticut (6/11/22)

2+ Grand Slams in a Game	2 vs. #17 UC Irvine (6/5/21)
--------------------------	------------------------------

3+ Home Runs in Inning	3, Alberto Rios, Owen Cobb & Carter Graham (T2) at California (4/6/23)
4+ Home Runs in Inning	4, Brock Jones, Braden Montgomery, Drew Bowser & Tommy Troy (B9) vs. Connecticut (6/11/22)

Back-to-Back Home Runs	Braden Montgomery & Alberto Rios (T9) vs. California (5/24/23)
3+ Consecutive Home Runs	Kody Huff, Drew Bowser & Carter Graham (B4) vs. CSUN (3/4/22)

2+ Pinch Hit Home Runs in Game	2, Charlie Saum & Gabe Springer vs. USC (3/17/24)
2+ Pinch Hit Home Runs in Inning	2, Charlie Saum & Gabe Springer (B9) vs. USC (3/17/24)

2+ Players with 2+ Home Runs in Game	2, Brock Jones (3) & Drew Bowser (2) vs. Connecticut (6/11/22)
--------------------------------------	--

4+ Players with 3+ Hits in Game	4, Tommy Troy (4), Carter Graham (3) Braden Montgomery (3) & Malcolm Moore (3) at Washington State (5/20/23)
5+ Players with 3+ Hits in Game	5, Brett Barrera (3), Kody Huff (3), Drew Bowser (3) Eddie Park (3) & Adam Crampton (3) vs. Arizona (5/26/22)

3+ Players Score 3+ Runs in Game	3, Tommy Troy (5), Eddie Park (3) & Carter Graham (3) at Washington State (5/20/23)
4+ Players Score 3+ Runs in Game	4, Braden Montgomery (4), Alberto Rios (4) Eddie Park (3) & Carter Graham (3) vs. Arizona (5/14/23)

Homered in 10+ Consecutive Games	12, 5/20/23-6/12/23 (22 HR)
Homered in 11+ Consecutive Games	12, 5/20/23-6/12/23 (22 HR)
Homered in 12+ Consecutive Games	12, 5/20/23-6/12/23 (22 HR)
Homered in 13+ Consecutive Games	18, 5/1/22-6/3/22 (52 HR)
Homered in 14+ Consecutive Games	18, 5/1/22-6/3/22 (52 HR)
Homered in 15+ Consecutive Games	18, 5/1/22-6/3/22 (52 HR)

10+ Extra-Base Hits in Game	11 (4 2B, 3B, 6 HR) vs. Arizona (5/14/23)
11+ Extra-Base Hits in Game	11 (4 2B, 3B, 6 HR) vs. Arizona (5/14/23)
12+ Extra-Base Hits in Game	13 (8 2B, 3B, 4 HR) at Utah (5/5/18)
13+ Extra-Base Hits in Game	13 (8 2B, 3B, 4 HR) at Utah (5/5/18)

10+ Hits in Game (All Singles)	11 vs. Creighton (3/25/24)
11+ Hits in Game (All Singles)	11 vs. Creighton (3/25/24)
12+ Hits in Game (All Singles)	12 vs. Vanderbilt (3/3/16)
13+ Hits in Game (All Singles)	15 vs. UCLA (4/24/15)
14+ Hits in Game (All Singles)	15 vs. UCLA (4/24/15)
15+ Hits in Game (All Singles)	15 vs. UCLA (4/24/15)

10+ Walks	10 at #25 Oregon (4/16/23)
11+ Walks	15 at Oklahoma (3/30/23)
12+ Walks	15 at Oklahoma (3/30/23)
13+ Walks	15 at Oklahoma (3/30/23)
14+ Walks	15 at Oklahoma (3/30/23)
15+ Walks	15 at Oklahoma (3/30/23)

Did Not Draw A Walk in Game	vs. Arizona (5/26/23)
-----------------------------	-----------------------

5+ Hit Batters	5 vs. Penn State (2/25/24)
6+ Hit Batters	6 at Utah (5/15/22)

5+ Stolen Bases	5 at Oklahoma (4/2/23)
6+ Stolen Bases	6 at Arizona State (3/23/03)
7+ Stolen Bases	7 vs. California (3/7/03)

1 or Fewer Strikeouts	1 vs. Arizona (5/13/23)
Did Not Strike Out	vs. UNLV (6/4/04)

Left 15+ Runner of Base	16 vs. Washington (4/21/23)
Left 16+ Runner of Base	16 vs. Washington (4/21/23)
Left 17+ Runner of Base	20 at Washington State (4/3/21)
Left 18+ Runner of Base	20 at Washington State (4/3/21)
Left 19+ Runner of Base	20 at Washington State (4/3/21)
Left 20+ Runner of Base	20 at Washington State (4/3/21)

THE LAST TIME A CARDINAL PITCHER HAD...

A Complete Game (9+ IP)	Quinn Mathews (9 IP) vs. Texas (6/11/22)
A Complete Game (7+ IP)	Quinn Mathews (9 IP) vs. Texas (6/11/22)
A Shutout (9+ IP)	8-0, Alex Williams (9 IP) vs. Arizona State (4/8/22)
A Shutout (7+ IP)	8-0, Alex Williams (9 IP) vs. Arizona State (4/8/22)

A No-Hitter (5+ IP)	
	Chad Hutchinson (5 IP - Rain) at Fresno State (2/1/98)
A No-Hitter (9 IP)	Jason Middlebrook vs. UCLA (5/8/94, 6M 2)

10+ Strikeouts	11, Christian Lim vs. Creighton (3/24/24)
11+ Strikeouts	11, Christian Lim vs. Creighton (3/24/24)
12+ Strikeouts	12, Matt Scott at Rice (3/1/24)
13+ Strikeouts	16, Quinn Mathews vs. Texas (6/11/23)
14+ Strikeouts	16, Quinn Mathews vs. Texas (6/11/23)
15+ Strikeouts	16, Quinn Mathews vs. Texas (6/11/23)
16+ Strikeouts	16, Quinn Mathews vs. Texas (6/11/23)

>9 Innings Pitched	
	11, Greg Reynolds vs. Baylor (6/6/05)

10+ Innings Pitched	11, Greg Reynolds vs. Baylor (6/6/05)
---------------------	---------------------------------------

11+ Innings Pitched	11, Greg Reynolds vs. Baylor (6/6/05)
---------------------	---------------------------------------

12+ Innings Pitched	13, Jeremy Guthrie vs. Cal State Fullerton (5/31/02)
---------------------	--

THE LAST TIME THE CARDINAL PITCHING STAFF HAD...

15+ Strikeouts	16 vs. Creighton (3/25/24)
16+ Strikeouts	16 vs. Creighton (3/25/24)
17+ Strikeouts	23 vs. Washington (4/21/23)
18+ Strikeouts	23 vs. Washington (4/21/23)
19+ Strikeouts	23 vs. Washington (4/21/23)
20+ Strikeouts	23 vs. Washington (4/21/23)1

Did Not Strike Out an Opposing Batter in Game	at California (5/11/03)
---	-------------------------

9+ Walks	9 at Texas Tech (4/2/24)
10+ Walks	11 at Washington (3/10/24)
11+ Walks	11 at Washington (3/10/24)
12+ Walks	17 vs. Penn State (2/23/24)
13+ Walks	17 vs. Penn State (2/23/24)
14+ Walks	17 vs. Penn State (2/23/24)
15+ Walks	17 vs. Penn State (2/23/24)
16+ Walks	17 vs. Penn State (2/23/24)
17+ Walks	17 vs. Penn State (2/23/24)

Did Not Walk an Opposing Batter in Game	at Arizona State (5/5/23)
---	---------------------------

5+ Hit Batters	5 vs. Penn State (2/24/24)
6+ Hit Batters	6 vs. San Francisco (4/12/22)

A Shutout (9+ IP)	Tommy O'Rourke (2 IP), Max Meier (2 IP), Justin Moore (2 IP) Ryan Bruno (1 IP), Braden Montgomery (1 IP) & Cody Jensen (1 IP) 19-0 at Santa Clara (5/17/22)
A Shutout (7+ IP)	Tommy O'Rourke (2 IP), Max Meier (2 IP), Justin Moore (2 IP) Ryan Bruno (1 IP), Braden Montgomery (1 IP) & Cody Jensen (1 IP) 19-0 at Santa Clara (5/17/22)

A No-Hitter (5+ IP)	
	Chad Hutchinson (5 IP - Rain) at Fresno State (2/1/98)
A No-Hitter (9 IP)	Jason Middlebrook vs. UCLA (5/8/94, 6M 2)
A One-Hitter	Erik Miller & Carson Rudd (7 IP) vs. Texas (3/10/19)
A Two-Hitter	Matt Scott, Kassius Thomas, Joey Volchko & Toran O'Harran at Rice (3/1/24)

THE LAST TIME A CARDINAL DEFENSIVE PLAYER...

Committed 3+ Errors in Game	3, Tim Tawa vs. Michigan (3/3/18)
Committed 4+ Errors in Game	5, Lonnie Kauppila vs. USC (3/26/12)
Committed 5+ Errors in Game	5, Lonnie Kauppila vs. USC (3/26/12)

Caught 3+ Runners Stealing	3, Joey Dixon at Oklahoma (4/2/23)
----------------------------	------------------------------------

THE LAST TIME THE CARDINAL...

Won 1-0	at #3 Oregon State (10) (4/1/22)
Lost 1-0	at #8 Cal State Fullerton (2/16/17)

Had a Walk-Off Win	7-6 vs. Texas (6/12/23)
Had a Walk-Off Loss	10-9 (11) at Texas Tech (4/1/24)

Turned 3+ Double Plays	3 vs. Creighton (3/23/24)
Turned 4+ Double Plays	5 vs. USC (4/3/16)
Turned 5+ Double Plays	5 vs. USC (4/3/16)
Turned 6+ Double Plays	6 at Texas (3/9/08)
Turned a Triple Play	4-6-3, 1st Inning at Oregon State (5/11/13)

Played 12+ Innings	16 vs. Washington (4/21/23)
Played 13+ Innings	16 vs. Washington (4/21/23)
Played 14+ Innings	16 vs. Washington (4/21/23)
Played 15+ Innings	16 vs. Washington (4/21/23)
Played 16+ Innings	16 vs. Washington (4/21/23)
Played 17+ Innings	18 vs. GCU (2/28/20)
Played 18+ Innings	18 vs. GCU (2/28/20)

Won Both Games of a Doubleheader	
	11-1 & 7-4 vs. Rice (2/25/23)

Lost Both Games of a Doubleheader	
	4-0 & 15-6 vs. Cal State Fullerton (2/16/24)

Won in Extra Innings	13-6 (11) at Utah (3/30/24)
Lost in Extra Innings	10-9 (11) at Texas Tech (4/1/24)

Won a One-Run Game	3-2 at Washington (3/8/24)
Lost a One-Run Game	10-9 (11) at Texas Tech (4/1/24)

Shut Out Opponent at Home	8-0 vs. Arizona State (4/8/22)
Shut Out Opponent on the Road/Neutral	19-0 at Santa Clara (5/17/22)
Shut Out Opponent in Back-to-Back Games	
	13-0 (7) vs. Indiana (2/27/22) & 5-0 vs. #2 Arkansas (2/27/22)

Was Shut Out at Home	4-0 vs. Cal State Fullerton (61) (2/16/24)
Was Shut Out on the Road/Neutral	5-0 at California (3/5/24)
Was Shut Out in Back-to-Back Games	
	1-0 (10) vs. Santa Clara (5/5/15) & 1-0 at USC (5/8/15)

Beat a Ranked Opponent	7-1 vs. #25 Texas A&M (6/5/23)
Beat a Ranked Opponent on the Road	9-4 at #20 Arizona State (5/7/23)
Beat a Ranked Opponent at Neutral Site	9-5 vs. #4 Oregon State (5/29/22)

Beat a Top-10 Opponent	9-5 vs. #4 Oregon State (5/29/22)
Beat a Top-10 Opponent on the Road	8-5 at #3 Oregon State (4/3/22)
Beat a Top-10 Opponent at Neutral Site	9-5 vs. #4 Oregon State (5/29/22)

Beat a Top-5 Opponent	9-5 vs. #4 Oregon State (5/29/22)
Beat a Top-5 Opponent on the Road	8-5 at #3 Oregon State (4/3/22)
Beat at Top-5 Opponent at Neutral Site	9-5 vs. #4 Oregon State (5/29/22)

Won a Series Over a Ranked Opponent (3+ Games)	
	3-0 at #20 Arizona State (5/5 - 5/7/23)

Won a Series Over a Ranked Opponent on the Road (3+ Games)	
	3-0 at #20 Arizona State (5/5 - 5/7/23)

Won a Series Over a Top-10 Opponent (3+ Games)	
	2-1 at #3 Oregon State (4/1 - 4/3/22)

Won a Series Over a Top-10 Opponent on the Road (3+ Games)	
	2-1 at #3 Oregon State (4/1 - 4/3/22)

Won a Series Over a Top-5 Opponent (3+ Games)	
	2-1 at #3 Oregon State (4/1 - 4/3/22)

Won a Series Over a Top-5 Opponent on the Road (3+ Games)	
	2-1 at #3 Oregon State (4/1 - 4/3/22)

Swept a Series (3+ Games)	3-0 at Rice (3/1 - 3/3/24)
Swept Back-to-Back Series (3+ Games)	3-0 vs. Oregon State (3/17 - 3/19/23)
	3-0 vs. Utah (3/25 - 3/27/23)
	3-0 vs. California (4/6 - 4/8/23)
Swept 3+ Consecutive Series (3+ Games)	3-0 vs. Oregon State (3/17 - 3/19/23)
	3-0 vs. Utah (3/25 - 3/27/23)
	3-0 vs. California (4/6 - 4/8/23)

Swept a Pac-12 Series (3+ Games)	3-0 at Washington State (5/18 - 5/20/23)
Swept Back-to-Back Pac-12 Series (3+ Games)	

	3-0 vs. Oregon State (3/17 - 3/19/23)
	3-0 vs. Utah (3/25 - 3/27/23)
	3-0 vs. California (4/6 - 4/8/23)

Swept 3+ Consecutive Pac-12 Series (3+ Games)	
	3-0 vs. Oregon State (3/17 - 3/19/23)
	3-0 vs. Utah (3/25 - 3/27/23)

	3-0 vs. California (4/6 - 4/8/23)
--	-----------------------------------

Was Swept in a Series (3+ Games)	
	3-0 at #16/#11 Arizona (3/19 - 3/21/22)

Was Swept in Back-to-Back Series (3+ Games)	
	3-0 at #6 Arizona State (3/27 - 3/29/15)
	3-0 vs. Washington (4/2 - 4/4/15)

Was Swept in 3+ Consecutive Series (3+ Games)	
	3-0 vs. Arizona (3/20 - 3/22/15)
	3-0 at #6 Arizona State (3/27 - 3/29/15)
	3-0 vs. Washington (4/2 - 4/4/15)

Was Swept in a Pac-12 Series (3+ Games)	
	3-0 at #16/#11 Arizona (3/19 - 3/21/22)

Was Swept in Back-to-Back Pac-12 Series (3+ Games)	
	3-0 at #6 Arizona State (3/27 - 3/29/15)
	3-0 vs. Washington (4/2 - 4/4/15)

Was Swept in 3+ Consecutive Pac-12 Series (3+ Games)	
	3-0 vs. Arizona (3/20 - 3/22/15)
	3-0 at #6 Arizona State (3/27 - 3/29/15)
	3-0 vs. Washington (4/2 - 4/4/15)

ALPHABETICAL ROSTER						
#	NAME	POSITION	HEIGHT	WEIGHT	B / T	
CLASS						
2	Temo Becerra	INF	6-1	190	R/R	JR
44	Brett Blair	OF/C	6-1	225	R/R	JR
23	Jaden Bruno	RHP	6-4	222	R/R	SR
4	Saborn Campbell	OF	5-11	202	R/R	JR
1	Owen Cobb	INF/OF	6-3	195	R/R	GR
14	Sebastian David	INF	6-1	193	R/R	FR
25	Nick Dugan	RHP	6-2	202	R/R	SO
20	Nathan Fleischli	RHP	6-4	205	R/R	GR
26	Sam Garewal	LHP	6-4	230	L/L	SO
15	Champ Hampton	OF	5-10	208	R/R	FR
5	Trevor Haskins	INF	6-0	183	R/R	JR
13	Ethan Hott	OF	5-10	185	R/R	SO
24	Aidan Keenan	RHP	6-1	192	R/R	FR
16	Brandon Larson	1B	6-6	235	L/R	SO
11	Luke Lavin	C/1B	6-3	200	L/R	FR
42	Christian Lim	LHP	5-10	193	L/L	FR
22	Cort MacDonald	OF	6-1	197	L/L	SO
10	Malcolm Moore	C	6-2	216	L/R	SO
34	Trevor Moore	RHP	6-1	210	R/R	SO
50	Gavin Nalu	LHP	6-0	205	L/L	JR
6	Jimmy Nati	INF	6-1	213	R/R	SO
12	Toran O'Harran	RHP	6-1	198	R/R	SO
37	Tommy O'Rourke	RHP	6-2	218	R/R	SR
40	Ben Reimers	RHP	6-3	193	R/R	FR
27	Brady Reynolds	C/OF	6-1	218	L/R	FR
39	Jake Sapien	1B	6-2	220	R/R	JR
21	Charlie Saum	C	6-0	200	R/R	JR
28	Matt Scott	RHP	6-7	247	R/R	SO
30	Ryan Speshyock	RHP	6-1	199	R/R	FR
33	Gabe Springer	INF	6-0	205	S/R	SO
38	Jack Svinth	RHP	6-1	197	R/R	FR
18	Kassius Thomas	RHP	6-2	190	R/R	SO
36	Ty Uber	RHP	6-4	240	R/R	JR
19	Joey Volchko	RHP	6-4	205	R/R	FR

COACHING STAFF			
8	David Esquer	Clark & Elizabeth Nelson Director of Baseball Stanford '87	7th Year
17	Thomas Eager	Kathy Wolff Assistant Baseball Coach / Pitching Coach	7th Year
3	Steve Rodriguez	Assistant Coach / Third Base Coach	5th Year
7	Andre Mercurio	Assistant Coach / First Base Coach	3rd Year

SUPPORT STAFF	
Jeanette Morganti	Assistant Athletics Director, Baseball Operations
Ryan Kirby	Director of Player Development
Gunnar Cederberg	Sports Performance
John Ursone	Sports Medicine
Nick Combo	Academic Services
Drew Miraglia	Sports Equipment

ROSTER BY CLASS					
Freshmen			Juniors		
11	Luke Lavin	C/1B	2	Temo Becerra	INF
14	Sebastian David	INF	4	Saborn Campbell	OF
15	Champ Hampton	OF	5	Trevor Haskins	INF
19	Joey Volchko	RHP	21	Charlie Saum	C
24	Aidan Keenan	RHP	36	Ty Uber	RHP
27	Brady Reynolds	C/OF	39	Jake Sapien	1B
30	Ryan Speshyock	RHP	44	Brett Blair	OF/C
38	Jack Svinth	RHP	50	Gavin Nalu	LHP
40	Ben Reimers	RHP			
42	Christian Lim	LHP			
Sophomores			Seniors		
			23	Jaden Bruno	RHP
			37	Tommy O'Rourke	RHP
Graduate Students					
			1	Owen Cobb	INF/OF
			20	Nathan Fleischli	RHP
6	Jimmy Nati	INF			
10	Malcolm Moore	C			
12	Toran O'Harran	RHP			
13	Ethan Hott	OF			
16	Brandon Larson	1B			
18	Kassius Thomas	RHP			
22	Cort MacDonald	OF			
25	Nick Dugan	RHP			
26	Sam Garewal	LHP			
28	Matt Scott	RHP			
33	Gabe Springer	INF			
34	Trevor Moore	RH			

2024 STANFORD NUMERICAL ROSTER							
#	NAME	POSITION	HEIGHT	WEIGHT	B/T	CLASS	HOMETOWN / HIGH SCHOOL / LAST SCHOOL
1	Owen Cobb	INF/OF	6-3	195	R/R	GR	Seattle, Wash. / Seattle Academy
2	Temo Becerra	INF	6-1	190	R/R	JR	Clovis, Calif. / Buchanan
4	Saborn Campbell	OF	5-11	202	R/R	JR	Bloomfield Hills, Mich. / Detroit Country Day
5	Trevor Haskins	INF	6-0	183	R/R	JR	San Jose, Calif. / Valley Christian
6	Jimmy Nati	INF	6-1	213	R/R	SO	Sydney, Australia / Oakhill College
10	Malcolm Moore	C	6-2	216	L/R	SO	Sacramento, Calif. / C.K. McClatchy
11	Luke Lavin	C/1B	6-3	200	L/R	FR	Laguna Beach, Calif. / Santa Margarita Catholic
12	Toran O'Harran	RHP	6-1	198	R/R	SO	Rocklin, Calif. / Rocklin
13	Ethan Hott	OF	5-10	185	R/R	SO	Paradise Valley, Ariz. / Chaparral
14	Sebastian David	INF	6-1	193	R/R	FR	Medina, Wash. / Lakeside
15	Champ Hampton	OF	5-10	208	R/R	FR	Ooltewah, Tenn. / Baylor School
16	Brandon Larson	1B	6-6	235	L/R	SO	Rocklin, Calif. / Rocklin / UC San Diego
18	Kassius Thomas	RHP	6-2	190	R/R	SO	Los Angeles, Calif. / Sierra Canyon / Duke
19	Joey Volchko	RHP	6-4	205	R/R	FR	Visalia, Calif. / Redwood
20	Nathan Fleischli	RHP	6-4	205	R/R	GR	Atherton, Calif. / Sacred Heart Prep
21	Charlie Saum	C	6-0	200	R/R	JR	Thousand Oaks, Calif. / Thousand Oaks
22	Cort MacDonald	OF	6-1	197	L/L	SO	Arlington, Texas / Pantego Christian Academy
23	Jaden Bruno	RHP	6-4	222	R/R	SR	Wellington, Fla. / American Heritage School
24	Aidan Keenan	RHP	6-1	192	R/R	FR	Morgan Hill, Calif. / Live Oak
25	Nick Dugan	RHP	6-2	202	R/R	SO	Eureka, Calif. / St. Bernard's Academy
26	Sam Garewal	LHP	6-4	230	L/L	SO	San Diego, Calif. / Canyon Crest Academy / Northwestern
27	Brady Reynolds	C/OF	6-1	218	L/R	FR	Bakersfield, Calif. / Liberty
28	Matt Scott	RHP	6-7	247	R/R	SO	Redding, Conn. / Joel Barlow
30	Ryan Speshyock	RHP	6-1	199	R/R	FR	Goleta, Calif. / Dos Pueblos
33	Gabe Springer	INF	6-0	205	S/R	SO	Boulder, Colo. / Fairview
34	Trevor Moore	RHP	6-1	210	R/R	SO	Golden, Colo. / Mullen
36	Ty Uber	RHP	6-4	240	R/R	JR	Cameron Park, Calif. / Ponderosa
37	Tommy O'Rourke	RHP	6-2	218	R/R	SR	Morristown, N.J. / Seton Hall Prep
38	Jack Svinth	RHP	6-1	197	R/R	FR	Rancho Santa Margarita, Calif. / Santa Margarita Catholic
39	Jake Sapien	1B	6-2	220	R/R	JR	Atwater, Calif. / Buhach Colony
40	Ben Reimers	RHP	6-3	193	R/R	FR	Aliso Viejo, Calif. / JSerra Catholic
42	Christian Lim	LHP	5-10	193	L/L	FR	Nashville, Tenn. / Montgomery Bell Academy
44	Brett Blair	OF/C	6-1	225	R/R	JR	Gainesville, Fla. / Buchholz
50	Gavin Nalu	LHP	6-0	205	L/L	JR	La Mesa, Calif. / Cathedral Catholic

PRONUNCIATIONS			
Temo Becerra	TEE-MO/BUH-SARE-UH	Gavin Nalu	NAY-LOO
Saborn Campbell	SAY-BORN	Toran O'Harran	TORE-UN/OH-HAIR-UN
Nick Dugan	DOO-GUN	Ben Reimers	RHYME-ERS
David Esquer	ESS-KERR	Jake Sapien	SAPE-E-EN
Nathan Fleischli	FLY-SHLEE	Charlie Saum	SOM
Sam Garewal	GAR-WALL	Ryan Speshyock	SPESH-YOCK
Ethan Hott	HOT	Jack Svinth	SWINTH
Aidan Keenan	A-DEN/KEY-NEN	Kassius Thomas	CASH-ISS
Andre Mercurio	MARE-KOO-RIO	Ty Uber	YOU-BER
Jimmy Nati	NAT-EYE	Joey Volchko	VOLCH-CO

CATCHERS				FIRST BASEMEN			
10	Malcolm Moore	L/R	SO	11	Luke Lavin *	L/R	FR
11	Luke Lavin *	L/R	FR	16	Brandon Larson	L/R	SO
21	Charlie Saum	R/R	JR	39	Jake Sapien	R/R	JR
27	Brady Reynolds *	L/R	FR				
44	Brett Blair *	R/R	JR				
LEFT-HANDED PITCHERS				INFIELDERS			
26	Sam Garewal	L/L	SO	1	Owen Cobb *	R/R	GR
42	Christian Lim	L/L	FR	2	Temo Becerra	R/R	JR
50	Gavin Nalu	L/L	JR	5	Trevor Haskins	R/R	JR
				6	Jimmy Nati	R/R	SO
RIGHT-HANDED PITCHERS				14	Sebastian David	R/R	FR
12	Toran O'Harran	R/R	SO	33	Gabe Springer	S/R	SO
18	Kassius Thomas	R/R	SO				
19	Joey Volchko	R/R	FR				
20	Nathan Fleischli	R/R	GR				
23	Jaden Bruno	R/R	SR				
24	Aidan Keenan	R/R	FR				
25	Nick Dugan	R/R	SO				
28	Matt Scott	R/R	SO				
30	Ryan Speshyock	R/R	FR				
34	Trevor Moore	R/R	SO				
36	Ty Uber	R/R	JR				
37	Tommy O'Rourke	R/R	SR				
38	Jack Svinth	R/R	FR				
40	Ben Reimers	R/R	FR				

* - Listed at Multiple Positions



1 OWEN COBB
GR | INF/OF | 6-3 | 195 | R/R
SEATTLE, WASH.



2 TEMO BECERRA
JR | INF | 6-1 | 190 | R/R
CLOVIS, CALIF.



4 SABORN CAMPBELL
JR | OF | 5-11 | 202 | R/R
BLOOMFIELD HILLS, MICH.



5 TREVOR HASKINS
JR | INF | 6-0 | 183 | R/R
SAN JOSE, CALIF.



6 JIMMY NATI
SO | INF | 6-1 | 213 | R/R
SYDNEY, AUSTRALIA



10 MALCOLM MOORE
SO | C | 6-2 | 216 | L/R
SACRAMENTO, CALIF.



11 LUKE LAVIN
FR | C/1B | 6-3 | 200 | L/R
LAGUNA BEACH, CALIF.



12 TORAN O'HARRAN
SO | RHP | 6-1 | 198 | R/R
ROCKLIN, CALIF.



13 ETHAN HOTT
SO | OF | 5-10 | 185 | R/R
PARADISE VALLEY, ARIZ.



14 SEBASTIAN DAVID
FR | INF | 6-1 | 193 | R/R
MEDINA, WASH.



15 CHAMP HAMPTON
FR | OF | 5-10 | 208 | R/R
ODDOWAH, TENN.



16 BRANDON LARSON
SO | 1B | 6-6 | 235 | L/R
ROCKLIN, CALIF.



18 KASSIUS THOMAS
SO | RHP | 6-2 | 190 | R/R
LOS ANGELES, CALIF.



19 JOEY VOLCHKO
FR | RHP | 6-4 | 205 | R/R
VISALIA, CALIF.



20 NATHAN FLEISCHLI
GR | RHP | 6-4 | 205 | R/R
ATHERTON, CALIF.



21 CHARLIE SAUM
JR | C | 6-0 | 200 | R/R
THOUSAND OAKS, CALIF.



22 CORT MACDONALD
SO | OF | 6-1 | 197 | L/L
ARLINGTON, TEXAS



23 JADEN BRUNO
SR | RHP | 6-4 | 222 | R/R
WELLINGTON, FLA.



24 AIDAN KEENAN
FR | RHP | 6-1 | 192 | R/R
MORGAN HILL, CALIF.



25 NICK DUGAN
SO | RHP | 6-2 | 202 | R/R
EUREKA, CALIF.



26 SAM GAREWAL
SO | LHP | 6-4 | 230 | L/L
SAN DIEGO, CALIF.



27 BRADY REYNOLDS
FR | C/OF | 6-1 | 218 | L/R
BAKERSFIELD, CALIF.



28 MATT SCOTT
SO | RHP | 6-7 | 247 | R/R
REDDING, CONN.



30 RYAN SPESHYOCK
FR | RHP | 6-1 | 199 | R/R
GOLETA, CALIF.



33 GABE SPRINGER
SO | INF | 6-0 | 205 | S/R
BOULDER, COLO.



34 TREVOR MOORE
SO | RHP | 6-1 | 210 | R/R
GOLDEN, COLO.



36 TY UBER
JR | RHP | 6-4 | 240 | R/R
CAMERON PARK, CALIF.



37 TOMMY O'ROURKE
SR | RHP | 6-2 | 218 | R/R
MORRISTOWN, N.J.



38 JACK SVINTH
FR | RHP | 6-1 | 197 | R/R
RANCHO SANTA MARGARITA, CALIF.



39 JAKE SAPIEN
JR | 1B | 6-2 | 220 | R/R
ATWATER, CALIF.



40 BEN REIMERS
FR | RHP | 6-3 | 193 | R/R
ALISO VIEJO, CALIF.



42 CHRISTIAN LIM
FR | LHP | 5-10 | 193 | L/L
NASHVILLE, TENN.



44 BRETT BLAIR
JR | OF/C | 6-1 | 225 | R/R
GAINESVILLE, FLA.



50 GAVIN NALU
JR | LHP | 6-0 | 205 | L/L
LA MESA, CALIF.



8 DAVID ESQUER
CLARKE & ELIZABETH NELSON
DIRECTOR OF BASEBALL



17 THOMAS EAGER
KATHY WOLFF
ASSISTANT BASEBALL COACH



3 STEVE RODRIGUEZ
ASSISTANT COACH



7 ANDRE MERCURIO
ASSISTANT COACH



JEANETTE MORGANTI
ASSISTANT ATHLETICS DIRECTOR, BASEBALL
OPERATIONS