



# GEORGIA TECH BASKETBALL 2024-25

ACC Champions 1985, 1990, 1993, 2021 • Final Four 1990, 2004 • 17 NCAA Tournament appearances

## 2024-25 Schedule/Results

Date	Opponent	TV	Time
N6	WEST GEORGIA	ACCNX	W, 85-62
N10	NORTH FLORIDA	ACCNX	L, 93-105
N12	TEXAS SOUTHERN	ACCNX	W, 81-62
N15	GEORGIA	ACCNX	L, 69-77
N23	CINCINNATI (18/16)	ACCNX	L, 58-81
N27	CHARLESTON SOUTHERN	ACCNX	W, 91-67
N30	CENTRAL ARKANSAS	ACCNX	W, 87-68
D3	at Oklahoma* (21/21)	ESPNU	L, 61-76
D7	at North Carolina (20/22)	ACC Network	L, 65-68
D15	vs. Northwestern+	B1G Network	L, 60-71
D18	UMBC	ACCNX	W, 91-82
D21	DUKE (5/5)	ACC Network	L, 56-82
D28	ALABAMA A&M	ACC Network	W, 92-49
D31	NOTRE DAME	ACC Network	W, 86-75
J4	BOSTON COLLEGE	ESPNU	W, 85-64
J7	at Syracuse	ACC Network	L, 55-62
J11	at SMU	ESPN2	L, 71-93
J14	CLEMSON (rv)	ACC Network	L, 59-70
J18	at Florida State	ESPNU	L, 78-91
J22	VIRGINIA TECH	ESPNU	W, 71-64
J28	at Notre Dame	ACC Network	L, 68-71
F1	LOUISVILLE (21/22)	The CW	W, 77-70
F4	at Clemson (rv/21)	ACC Network	W, 89-86 (3ot)
F8	at Virginia	The CW	L, 61-75
F12	STANFORD	ACC Network	7 p.m.
F15	CALIFORNIA	ACC Network	4 p.m.
F22	at Boston College	ACC Network	2 p.m.
F25	at Pittsburgh	ACC Network	7 p.m.
M1	NC STATE	ACC Network	3 p.m.
M4	MIAMI	ACC Network	7 p.m.
M8	at Wake Forest (rv)	The CW	12 p.m.
M11	ACC Tournament%		

\*SEC/ACC Challenge; +MIKE Tip-Off (Fiserve Forum, Milwaukee, Wis.); %ACC Tournament (Charlotte, N.C.)  
All times Eastern; home games in ALL CAPS

### RADIO: Georgia Tech Sports Network by Legends Sports

Announcers	Andy Demetra, Randy Waters
Producer/Engineer	Isiah Stewart
Network station in Atlanta	680 AM / 93.7 FM
Satellite Radio	SiriusXM Ch. 371 (app 971)
Online	GT Gameday App, Ramblinwreck.com
Tuneln	buzz.gt/LiveTuneln

### Television ACC Network

Announcers	Ariya Massoudi, Eric Devendorf
------------	--------------------------------

### Communications

GTMBB contact	Mike Stamus
Phone	404-218-9723 (cell)
E-mail	mstamus@athletics.gatech.edu

### Social Media: #StingEm

Official Twitter	@GTMBB
Facebook	gtmensbasketball
Instagram	gtmensbasketball

## GEORGIA TECH (11-13, 5-8 ACC) vs. STANFORD (16-8, 8-5 ACC) Game 25 • February 12, 2025

### Stanford Makes 1st-Ever Visit to Tech

Both West Coast Atlantic Coast Conference teams are visiting Georgia Tech for the first time in program history this week, with Stanford coming to McCamish Pavilion for a 7 p.m. tilt Wednesday night.

Tech (11-13, 5-8 ACC) is back home after splitting a pair of road games last week, outlasting Clemson (89-86) in triple-overtime last Tuesday before falling 75-61 at Virginia Saturday. The Yellow Jackets have won three of their last five games, with home victories over Virginia Tech (71-64) and No. 2 Louisville (77-70) included in that stretch. Tech is 10-5 at home this season, and is one of four teams tied for 11th place in the league.

Stanford (16-8, 8-5 ACC) escaped with a 74-73 homecourt victory over NC State Saturday and has won 7 of its last 10 games. The Cardinal, alone in sixth place in the ACC standings, are 2-4 in conference road games, having defeated California back in December and North Carolina in mid-January. On this trip, Stanford will go from Atlanta to Duke to play the Blue Devils Saturday.

Wednesday's game will be televised live on the ACC Network, with a live stream available on the ESPN app. Radio coverage is on the Georgia Tech Sports Network by Legends Sports and flagship station 680 the Fan (680 AM/93.7 FM). The Tech broadcast is also available on Sirius XM channel 371 (ACC Radio) and the SiriusXM app.

### EVENT INFORMATION

Site	McCamish Pavilion, Atlanta, Ga.
Series vs. Stanford	Tech trails, 1-2
At home	first meeting
Last meeting	Stanford def. GT, 80-66, 12/19/2000 at Stanford
Trend	Stanford has won the last 2 meetings

### GEORGIA TECH YELLOW JACKETS

Rankings (AP/Coaches/KenPom/NET) nr   nr   105   128	
Record breakdown	10-5 home   1-7 road   0-1 neutral
Head coach	Damon Stoudamire (Arizona, 1995)
Career record/at GT	96-108 (7th yr)   25-31 (2nd yr)
Stoudamire vs. Stanford	0-1
Next game	Feb. 15 vs. California

### STANFORD CARDINAL

Rankings (AP/Coaches/KenPom/NET) nr   nr   86   78	
Record breakdown	13-2 home   3-4 road   0-2 neutral
Head coach	Kyle Smith (Hamilton College, 1992)
Career record/at Stanford	274-201 (15th yr)   16-8 (1st yr)
Tech vs. Smith	0-0
Next game	Feb. 15 at Duke

## ROSTER AT-A-GLANCE (#indicates last-game starter)

<b>1</b>	Naithan George#	G	6-3	185	So	Toronto, Ontario	12.1 ppg	6.3 apg	> No. 1 in ACC assist avg (No. 13 NCAA), 7th in ACC ATO ratio (2.40-to-1); scored 48 pts in Tech's last 2 games
<b>2</b>	Javian McCollum	G	6-2	175	Sr	Fort Myers, Fla.	12.2 ppg	3.4 apg	> Transfer from Okla.; missed VA game (head); 12.9 ppg, 3.7 apg, 43% FG, 34.5% 3pt FG, 85.7% FT vs. ACC
<b>3</b>	Jaeden Mustaf	G	6-5	210	Fr	Bowie, Md.	9.1 ppg	1.8 apg	> Four-star prospect; missed last 6 games (foot); started 7 games; 7.0 ppg, 39.1% FG vs. ACC
<b>12</b>	Ryan Mutombo	C	7-2	255	Gr	Atlanta, Ga.	2.7 ppg	3.2 rpg	> Transfer from Georgetown; DNP 1st 9 games of the season, played in 9 ACC games (36.8% FG, 4 blocks)
<b>11</b>	Baye Ndongo#	F	6-9	240	So	Mboro, Senegal	12.0 ppg	7.8 rpg	> Pre-season All-ACC; Tech's No. 4 scorer and top rebounder; 11.9 ppg, 52.6% FG, 8.2 rpg in ACC games
<b>35</b>	Emmer Nichols	F	6-6	223	r-So	Woodside, Calif.	0.7 ppg	0.7 rpg	> Non-scholarship player in 3rd year in the program, redshirted in 2022-23, played 3 games this season
<b>9</b>	Luke O'Brien	F	6-8	225	Gr	Littleton, Colo.	6.4 ppg	4.4 rpg	> Transfer from Colorado; 47.1% FG, 32.1% 3pt FG this season; missed last 13 games (toe)
<b>45</b>	Doryan Onwuchekwa	C	6-11	240	Fr	Dallas, Texas	3.5 ppg	4.9 rpg	> 3-star center prospect; started 8 games (3.5 ppg, 5.1 rpg); has not played since Dec. 15 (personal)
<b>31</b>	Duncan Powell#	F	6-8	235	r-Jr	Dallas, Texas	10.7 ppg	5.4 rpg	> Transfer from Sacramento St.; started 3 of last 7 games; avg 31.6 min vs. ACC (13.9 ppg, 5.2 rpg, 37.7% 3FG)
<b>14</b>	Kowacie Reeves, Jr.	G	6-7	205	Sr	Macon, Ga.	9.3 ppg	2.5 rpg	> Started all 32 games in 2023-24 & 1st 6 this season before sustaining foot injury, missed last 18 games
<b>33</b>	Marcos San Miguel	G	6-4	203	So	Smyrna, Ga.	2.0 ppg	0.0 rpg	> Non-scholarship player in 2nd year in the program, played in 2 game this season
<b>30</b>	Ibrahim Souare#	F	6-9	225	r-Fr	Conakry, Guinea	2.7 ppg	3.5 rpg	> Red-shirted in 2023-24; averaging 22.4 mins, 4.0 rpg, team-high 11 blocks in ACC gms (started last 7 gms)
<b>10</b>	Darrion Sutton	F	6-8	205	Fr	St. Louis, Mo.	1.5 ppg	1.4 rpg	> 4-star prospect; played in 8 games (4 ACC), played 3 games since Dec. 28, season-high 23 mins at UVA
<b>0</b>	Lance Terry#	G	6-3	200	r-Sr	College Park, Ga.	14.9 ppg	2.9 rpg	> Tech's leading scorer, 10+ pts in 17 games, 20+ in 7; 14.2 ppg, 40.1% FG, 32.8% 3pt FG vs. ACC
<b>32</b>	Dyllan Thompson	G/F	6-7	215	Fr	Sugar Land, Texas	--	--	> Non-scholarship prospect in 1st year at Tech; multi-sport standout, all-state in basketball

# TECH NOTEBOOK

## Tech Team Statistics

Category	2024-25	ACC	NCAA
Scoring offense	74.5	11	174
Scoring defense	73.8	13	239
Scoring margin	+0.8	12	216
Field goal pct.	.444	12	201
Effective FG pct.	.506	13	218
Field goal pct. def.	.425	5	120
3-pt FG pct.	.338	9	182
3-pt FG per game	7.5	10	202
3-pt FG att. per game	22.3	8	190
3-pt FG pct. def.	.357	15	308
3-pt FG allowed per game	8.7	-	-
Free throw pct.	.658	18	330
FT made per game	12.8	15	238
FT attempts per game	19.5	9	169
Rebounds per game	36.8	7	119
Rebound margin	+0.2	12	228
O-Reb per game	10.6	10	187
D-Reb per game	26.1	6	85
Assists per game	15.0	4	94
Assist/TO ratio	1.26	10	116
Turnover margin	-0.3	11	222
Turnovers per game	11.9	14	179
Turnovers forced per game	11.6	10	233
Blocks per game	3.6	10	127
Steals per game	6.5	10	225
Fouls per game	16.6	11	155
Bench points per game	22.1	6	143
Fast break points per game	9.7	7	187

*Rankings through games of February 9*

## Games Started/Finished

Player	2024-25	Conf.	Career	*Finished
Naithan George	24	13	52	18
Javian McCollum	11	6	68	13
Jaeden Mustaf	7	6	7	12
Ryan Mutombo	7	5	8	1
Baye Ndongo	24	13	53	10
Emmer Nichols	-	-	-	3
Luke O'Brien	6	1	35	3
Doryan Onwuchekwa	8	1	8	1
Duncan Powell	3	3	30	19
Kowacie Reeves, Jr.	6	-	55	2
Marcos San Miguel	-	-	-	2
Ibrahim Souare	7	7	7	13
Darrion Sutton	-	-	-	5
Lance Terry	17	11	75	18
Dyllan Thompson	-	-	-	-

*\*Includes starts at previous school and in conference tournaments*

## Non-Conference Breakdown

Team	Conf.	Record	Conf.	KP	NET
Alabama A&M	SWAC	7-16	3-7	358	359
Central Arkansas	A-Sun	6-19	2-10	352	350
Char. Southern	Big South	7-16	3-5	279	274
Cincinnati	Big 12	14-9	4-8	53	51
Georgia	SEC	16-8	4-7	38	34
North Florida	A-Sun	13-12	6-6	237	235
Northwestern	Big Ten	13-11	4-9	56	56
Oklahoma	SEC	16-7	3-7	36	44
Texas Southern	SWAC	10-13	7-3	290	302
UMBC	Am-East	11-14	3-7	277	285
West Georgia	A-Sun	4-21	2-10	339	345
<b>GT strength of schedule rank</b>				<b>71</b>	<b>67</b>
<b>GT NC strength of schedule rank</b>				<b>346</b>	<b>202</b>
<b>vs. Quad 1: 2-5</b>				<b>vs. Quad 2: 0-6</b>	
<b>vs. Quad 3: 2-1</b>				<b>vs. Quad 4: 7-1</b>	

*KP - KenPom.com, NET - NCAA NET rankings*

*Through games of February 9*

## The Tip-Off

- Though Georgia Tech has faced Stanford and California three times each, neither the Cardinal nor the Golden Bears have ever played on Tech's campus. Stanford and Tech have, however, played at State Farm Arena (known then at Philips Arena).

- A win Tuesday would give Tech three straight ACC home wins, something the Yellow Jackets could not accomplish last season. Tech won its final four conference home games in 2022-23.

- Tech is 2-5 vs. NCAA NET Quad 1 teams this season and 6-12 under head coach **Damon Stoudamire**. Pittsburgh (47) and Wake Forest (59) are the only Quad 1 opportunities remaining on the Yellow Jackets' schedule.

- Six of Tech's 13 ACC games this season have been decided by single digits, including four in a row (71-64 win over Virginia Tech, 71-68 loss at Notre Dame, 77-70 win over Louisville, 89-86 win over Clemson) before Saturday's loss at Virginia.

- Five Yellow Jackets have averages in double-digits for ACC games – **Lance Terry** (14.9), **Duncan Powell** (13.9), **Naithan George** (13.7), **Javian McCollum** (12.9) and **Baye Ndongo** (11.9).

- Tech has never had its entire roster available for an ACC game this season. **Kowacie Reeves, Jr.**, has not played in an ACC game this season, while **Luke O'Brien** has played in only one.

- Tech has utilized 8 different starting lineups through its first 24 games this season, all because of injury. An injury to **Javian McCollum** at Clemson prompted the Jackets to send out a new first five at Virginia, with **Duncan Powell** back in the starting lineup for the third time.

- Eleven different players have started a game for Tech this season, 10 different players have started an ACC game.

- Tech has exceeded a point per possession in each of its last six games (1.080 vs. Florida State, 1.067 vs. Virginia Tech, 1.090 at Notre Dame, 1.076 vs. Louisville, 104.8 at Clemson, 103.7 at Virginia) after falling below that standard in three straight games. Tech's efficiency ratings at FSU, Notre Dame, Clemson and Virginia are its highest in road games this season. The Jackets are 11-4 this season when scoring more than a point per possession.

## Series Notes vs. Stanford

- All three of the prior meetings between Tech and Stanford took place in holiday tournaments, most recently in Stanford's own invitational that took place in December of 2000. The Cardinal won that game 80-66 in Paul Hewitt's first season as Tech's head coach.

- One of those meetings took place in Atlanta at what is now known as State Farm Arena in Bobby Cremins' final season at the Yellow Jackets' head coach. The Cardinal also won that game, 64-61.

- Tech coach Damon Stoudamire faced the Cardinal once during his tenure as head coach at Pacific, dropping an 89-80 decision at Stanford to open the 2017-18 season.

- Stoudamire and first-year Stanford coach Kyle Smith faced each other five times when Stoudamire was the head coach at Pacific and Smith was the head coach at San Francisco. The Dons won all five meetings.

- Tech has never faced Smith at any of his previous stops at Columbia, San Francisco or Washington State.

- Stanford associate head coach Eric Reveno was associate head coach under Josh Pastner at Georgia Tech from 2016-22. Tech also faced the Cardinal when Reveno was a player (1986) and twice in his first stint as a Stanford assistant (1999, 2000).

## Series vs. Stanford (1-2)

**Home: 0-0, Away: 0-1, Neutral: 1-2**

All Home Games: 0-0

At McCamish Pavilion: 0-0

At Philips Arena: 1-0

In Atlanta: 1-0

All Road Games: 0-1

At Maples Pavilion: 0-1

As ACC members: 0-0

In the ACC Tournament: 0-0

All Neutral Games: 1-1

Under Bobby Cremins: 1-1

Under Paul Hewitt: 0-1

Under Damon Stoudamire: 0-0

Vs. Mike Montgomery: 0-2

Vs. Kyle Smith: 0-0

Longest Winning Streak: 1 game

Longest Losing Streak: 2 games (current)

Most Points Scored: 67 on 11-28-1996

Fewest Points Scored: 61 on 12-11-1999

Most Points Allowed: 80 on 12-19-2000

Fewest Points Allowed: 64 on 12-11-1999

Largest Margin of Victory: 2 on 11-28-1996

Largest Margin of Defeat: 14 on 12-19-2000

## All-Time Series Results

11-28-1986 .....n1 W 67-65

12-11-1999 (ot) .....3/3 .....\*n2 L 61-64

12-19-2000 .....3/3 .....a1 L 66-80

*n1-Central Fidelity Classic (Robins Center, Richmond, Va.); n2-Delta Air Lines Classic for Kids (Philips Arena, Atlanta, Ga.); a1-Stanford Invitational (Maples Pavilion, Stanford, Calif.)*

GAME NOTES

# TECH NOTEBOOK

## Georgia Tech Quick Facts

**Official Name:** Georgia Institute of Technology  
**Location:** Atlanta, Ga.  
**Enrollment:** 47,946  
**Founded:** 1885  
**Colors:** Old Gold and White  
**Nickname:** Yellow Jackets, Ramblin' Wreck  
**Mascot:** Buzz (Yellow Jacket)  
**Fight Songs:** Ramblin' Wreck, White and Gold  
**Conference:** Atlantic Coast (ACC)  
**Home Arena:** McCamish Pavilion (capacity 8,600)  
**President:** Dr. Angel Cabrera  
**Director of Athletics:** J. Batt  
**Faculty Rep. for Athletics:** Dr. Jenna Jordan  
**Head Coach:** Damon Stoudamire (Arizona, 1995)  
 Record at Tech: 11-13 (2nd season)  
 Overall: 96-108 (7th season)  
 ACC Regular Season: 12-21  
 ACC Tournament: 0-1  
 NCAA Tournament: 0-0

**Associate Head Coach:** Karl Hobbs (Connecticut, 1984), 2nd season  
**Assistant Coach:** B.J. Elder (Georgia Tech, 2014), 6th season  
**Assistant Coach:** Pershin Williams (North Florida, 2005), 2nd season  
**Assistant Coach:** Nate Babcock (Wisconsin-Eau Claire, 2009), 2nd season  
**Assistant Coach:** Bonzi Wells (Ball State, 1998), 2nd season  
**Quality Control Specialist:** Greg Gary (Tulane, 1992), 1st season  
**Director of Player Personnel:** Matt Holt (Northeastern, 2011), 2nd season  
**Director of Scouting:** Hayden Sheridan (Arizona, 2016), 7th season  
**Assistant Director of Operations:** Taylor Ann Hendricks (Iowa State, 2020), 3rd season  
**Special Assistant to the Head Coach:** James Forrest (Georgia Tech, 1995), 1st season  
**Associate Director of Sports Medicine:** Richard Stewart (Salisbury, 2005), 18th season  
**Director of Strength and Conditioning:** Justin Landry (Cal State East Bay, 2012), 2nd season  
**Recruiting and Operations Coordinator:** Jake Albutus (Western Michigan, 2020), 2nd season

## Basketball History

**110th season:** 1st game, Feb. 17, 1906 vs. Auburn  
**All-time Record:** 1,462-1,336!  
**Winning/Losing/500 Seasons:** 55 / 50 / 4  
**NCAA Appearances (17):** 23-17 record  
 1960, 1985, 1986, 1987, 1988, 1989, 1990, 1991,  
 1992, 1993, 1996, 2001, 2004, 2005, 2007, 2010, 2021  
**Final Fours (2):** 1990, 2004  
**NIT Appearances (8):** 10-8 record  
 1970, 1971, 1984, 1994, 1998, 1999, 2003, 2016  
**ACC Championships (4):** 1985, 1990, 1993, 2021  
**ACC Regular-Season Titles (2):** 1985 (tie), 1996  
**ACC Regular-Season Record (46th season):** 299-444!  
**ACC Tournament Record:** 29-40  
**SEC Championships (1):** 1938  
**SEC Regular-Season Titles (1):** 1937  
**SEC Regular-Season Record (1932-64):** 201-207  
**Metro Conference Regular-Season Record (1975-78):** 9-10  
**Metro Conference Tournament Record:** 4-3  
**Record at McCamish Pavilion:** 141-80! (12 seasons)  
**Record at Alexander Memorial Coliseum:**  
 556-194 (55 seasons, 1956-2011)  
**Record at State Farm Arena:** 8-12  
**Record at Gas South Arena:** 4-1  
**Record at Georgia Dome:** 9-5  
**All-Time Head Coaches:** 14  
**ACC Head Coaches:** 5  
**All-America Selections:** 14 (12 players)  
**Consensus All-Americans:** 2  
**First-Team All-Americans:** 5  
**National Players of the Year:** 1  
**All-ACC Selections:** 57 times (34 players)  
**ACC Players of the Year:** 2  
**ACC Rookies of the Year:** 11  
**ACC Coaches of the Year:** 5 (3 coaches)  
**ACC Tournament MVPs:** 4  
**ACC All-Freshman Team:** 15  
*! On-court record (Georgia Tech had 22 wins and one loss during the 2016-17 and 2017-18 seasons vacated by the NCAA's Committee on Infractions.)*

## Last Meeting: Cardinals Win

**December 19, 2000 (Stanford):** The No. 3-ranked Cardinal, led by the twin towers of Jason and Jarron Collins, as well as sharpshooting guard Casey Jacobsen, dominated the Georgia Tech in the first half, holding the Yellow Jackets under 40 percent from the floor on the way to a 40-29 lead, and cruised to an 80-66 win in the championship game of the Stanford Invitational at Maples Pavilion.

Tech hit 12-of-25 shots from three-point range, but was outrebounded 39-24 and sent the Cardinal to the foul line for 30 attempts (making 24).

Shaun Fein scored 24 points to lead four Jackets in double figures, while Tony Akins and Marvin Lewis each tallied 11, and Alvin Jones added 10.

Casey Jacobs led Stanford with 19 points, while Jason Collins scored 16, and Jarron Collins and Ryan Mendez each added 15.

## Jackets Run Out of Gas at Virginia

Naithan George scored 20 points for the second straight game, but Georgia Tech was unable to slow down Virginia's efficiency on offense as the Cavaliers pulled away in the second half for a 75-61 victory over the Yellow Jackets Saturday at John Paul Jones Arena.

Virginia (12-12, 5-8 ACC) bolted to a 9-0 lead out of the gate with three three-pointers, but Tech (11-13, 5-8 ACC) overcame that to go ahead 24-21 with nine minutes to go in the half. The teams went back and forth before George's step-back three at the buzzer got the visitors within 41-36 at the half.

Tech was cold coming out of the half and looked like the weary-legged team that is missing four key members of the rotation due to injury. The Jackets missed four of their first five shots, and the Cavaliers' Dai Dai Ames scored 14 of his 18 points as the home team methodically built its lead to as many as 17 points.

The Jackets made just 1-of-7 from three-point range in the second half and scored just 25 points, while Virginia pulled eight down offensive rebounds and scored 10 points on second chances while adding five three-point baskets.

## Tech Bytes

- Sophomores Baye Ndongo and Naithan George are the only Yellow Jackets to have appeared in every game this season, and also the only ones to start every game this season. No one else has started more than 16. Ndongo has started 53 consecutive games, George 52, dating back to last season.

- Tech rotation players have missed a total of 46 games this season because of injury or illness. Kowacie Reeves, Jr., has missed the last 18 games (foot injury), Luke O'Brien missed the last 13 games (toe injury), Jaeden Mustaf has missed the last 6 (foot) and Lance Terry has missed 2 of the last 6 (hand/illness). Javian McCollum missed 4 games earlier in December with a concussion, and missed the Virginia game Saturday due to a head injury.

- Tech has played 6 or 7 players in its last seven games (starting with the 1/14 game vs. Clemson), one exception being 8 on 2/4 at Clemson as Ryan Mutombo and Darrion Sutton saw rare minutes, and 2/8 at Virginia when two walk-ons finished the game. The Jackets had played 8 or more in every game prior to the first Clemson meeting, 9 or more in 11 games.

- Tech has shot 45.9% from the floor in its last 5 games (47.1% vs. Virginia Tech, 49.1% at Notre Dame, 47.6 vs. Louisville, 42.2% at Clemson, 45.8% at Virginia). The Jackets had connected on an aggregate 40.2% during their 4-game losing streak before the win over Virginia Tech.

- Despite Tech's shorter rotation the last three weeks, the Yellow Jackets' bench remains one of the more productive in the ACC, ranking No. 6 in points per game (22.1), and 143rd nationally.

- Tech has attempted 45 more free throws than its opponents in ACC play (+3.5 per game). The Yellow Jackets

## Just Georgia Tech, please...

*The Georgia Institute of Technology is the official title, but Georgia Tech will work fine, or just Tech (unless you're in Virginia or Texas). We would appreciate it if you would use our name in those ways. Georgia Tech University is incorrect. Thank you.*

## Georgia Tech By the Numbers

1	SEC Championships
1	NCAA Post-Graduate Scholar
1	Naismith Award winner
2	Final Four appearances
2	ACC regular-season titles
2	ACC Players of the Year
2	National Freshmen of the Year
3	Years a Member of the Metro Conference
4	ACC Championships
5	First-team All-America players
6	Jersey numbers retired
6	Academic All-Americans
7	NCAA Sweet 16 appearances
8	Wins over teams ranked No. 1
8	NBA lottery picks
12	ACC Rookie of the Year honorees
14	Head coaches in program history
17	NCAA Tournament berths
19	NBA first-round draft picks
25	Total post-season berths (NCAA and NIT)
32	Years a Member of the SEC
45	Years a Member of the ACC
47	Players taken in the NBA Draft
51	Players selected All-ACC (1st/2nd/3rd team)
228	Weeks ranked in either AP or Coaches Poll

## Head Coaches Who Played in NBA

### In NCAA Division I

Coach	School
Steve Alford	Nevada
Speedy Claxton	Hofstra
Hubert Davis	North Carolina
Johnny Dawkins	Central Florida
Bryce Drew	Grand Canyon
Kim English	Providence
Penny Hardaway	Memphis
Fred Hoiberg	Nebraska
Bobby Hurley	Arizona State
Mark Madsen	California
Quonzo Martin	Missouri State
Mark Pope	Kentucky
Roger Powell Jr.	Valparaiso
<b>Damon Stoudamire</b>	<b>Georgia Tech</b>
Rod Strickland	Long Island
Reggie Theus	Bethune-Cookman
Darell Walker	Little Rock
Mo Williams	Jackson State
Mike Woodson	Indiana

## TECH NOTEBOOK

## Tech's Record

	2024-25	2023-24
At home	10-5	8-7
On the road	1-7	4-9
At neutral sites	0-1	2-2
Vs. top-10 opponents	0-1	2-0
Vs. top-25 opponents	2-4	3-1
Vs. teams over .500	5-10	10-13
Vs. teams under .500	6-3	2-4
Vs. teams at .500	-	2-1
While in the top 25	-	0-0
In November	4-3	3-2
In December	3-4	5-2
In January	2-5	2-7
In February	2-1	2-5
In March/April	-	2-2
Wearing white uniforms	6-3	7-6
Wearing gold uniforms	3-5	3-6
Wearing navy uniforms	1-2	2-2
Wearing gray uniforms	0-3	2-3
Wearing HBE uniforms	1-0	0-1
Game is decided by 5 pts./fewer or OT	1-2	10-4
Game is decided by 10/fewer or OT	4-4	12-10
Leading at the half	9-2	10-4
Trailing at the half	2-11	3-13
Tied at the half	-	1-1
Leading with 5:00 to play	10-1	11-0
Trailing with 5:00 to play	1-12	3-18
Tied with 5:00 to play	-	0-0
In overtime games	-	1-1
After a bye in the ACC schedule	0-1	1-0
Tech scores 100 or more points	-	0-0
Tech scores 70 or more points	11-3	12-6
Tech scores fewer than 70 points	0-10	2-12
Opponent scores 100 or more points	0-1	0-0
Opponent scores 70 or more	4-11	7-17
Opponent scores fewer than 70	7-2	7-1
Opponent scores fewer than 50	-	0-0
Tech shoots 50 pct. or better	5-0	3-3
Opponent shoots 50 pct. or better	1-5	1-6
Opponent shoots under 40 pct.	7-4	7-4
Tech has a higher FG% than opponent	11-2	12-4
Tech has a lower FG% than opponent	0-11	1-14
FG percentage is even	-	0-0
Tech has more 3-point FGs	4-3	10-4
Tech has fewer 3-point FGs	7-8	4-10
3-point FGs are even	0-2	0-3
Tech attempts more FT than opponent	7-5	6-9
Tech attempts fewer FT than opponent	3-8	7-9
Free throw attempts are even	-	1-0
Tech outrebounds opponent	9-2	11-7
Opponent outrebounds Tech	2-10	2-10
Rebounds are even	0-1	1-1
Tech has fewer turnovers than opponent	6-3	3-7
Tech has more turnovers than opponent	4-7	11-11
Turnovers are even	1-3	0-0
Tech has more assists than turnovers	8-6	8-10
Committing more fouls	3-7	6-10
Committing fewer fouls	6-5	6-8
Fouls are even	2-1	2-0
4/more Jackets score in double figures	10-3	5-2
A Jacket scores 20 or more	7-7	11-8
A Jacket scores 30 or more	-	0-1
Scoring more bench points	9-8	7-11
Scoring fewer bench points	2-5	5-7
Bench scoring is even	-	1-0

have not finished a season with more free throw attempts than their opponents since the 2016-17 season, and only once since 2000. Tech's percentage of free throw attempts to field goal attempts in ACC play (31.3%) ranks 7th in the league.

- Tech's adjusted offensive tempo, according to KenPom.com, has improved nearly 100 spots nationally - 69.1 possessions ranked No. 76 - compared to 67.6 possessions ranked No. 168 in 2023-24. The Jackets' tempo of 67.8 possessions in ACC games ranks No. 6.

- Tech's defense inside the three-point arc has improved nearly more than 90 spots nationally over last year. The current Yellow Jackets yield 46.9% within the arc, ranked No. 46 nationally by KenPom.com, compared to 49.5% in 2023-24 (137th).

## Player Notes

- Sophomore guard **Naithan George** has scored in double digits in 11 straight games, and 20-plus in his last two, after tallying 20 points at Virginia. George is averaging 14.9 points and 6.5 assists over that stretch. He has shot 44.9% (62-of-138) from the floor, 33.9% (21-of-62) from 3-point range, and 68% (17-of-25) from the foul line, during that stretch.

- Prior to his current 11-game string of double-digit games, **George** had scored 10 or more points in 6 of his first 13 games this season.

- **George** leads the ACC in assist average with 6.3 per game (13th in the nation, and ranks No. 7 in assist/turnover ratio at 2.40 per game. He has posted 12 games of 7 or more assists this season.

- **George** has posted two double-doubles in points and assists in ACC games, and three total this season after scoring. He had 11 points with 10 assists at SMU, and 10 points with 10 assists Jan. 4 against Boston College, as well as 16 points with a career-high-matching 11 dimes back on Nov. 30 vs. Central Arkansas.

- **George's** assist average is the highest rate for a Tech player since Drew Berry averaged 6.6 in 1995-96 (and 6.7 in 1994-95). It is also the 6th-highest average in Tech history behind those two Barry seasons.

- **George** has reached 100 assists for the second straight season after finishing his freshman year with 135. He is the first Tech player since Iman Shumpert (154 in 2008-09, 120 in 2009-10) to reach the milestone in his first two seasons.

- **George's** 286 career assists are the 6th most all-time in Tech annals through a Yellow Jackets' first two seasons, and most since Drew Barry's 305 from 1992-96.

- Junior forward **Duncan Powell** has averaged 15.0 points and 5.5 rebounds over his last 11 games, including three games of 20 points or more. The Sacramento State transfer has hit 44.2% (57-of-129) from the floor, 40% (24-of-60) from three-point range and 69.2% (36-of-52) from the foul line in that stretch.

- **Powell** had just three double-digit scoring games among his first 12 this season, 9 in his last 11.

- **Powell** has shot a team-high 37.7% on 61 3-point attempts in ACC play, and has been to the foul line a team-high 62 times (67.7%).

- **Powell** has scored in double figures 12 times this season, all vs. Power 4 opponents, 9 vs. ACC teams. He is averaging 13.9 ppg vs. ACC teams, second-highest mark on the team.

- **Powell** has two double-doubles this season, both in road games (13 points/11 boards at SMU and 11 points/12 boards at Oklahoma).

- Sophomore forward **Baye Ndongo** has six double-doubles this season (12 for his career) and three in his last six games after scoring 18 points with 13 rebounds in the win at Clemson. He had 12 points with 11 rebounds against Louisville. He has four double-doubles in ACC games (12 points/11 rebounds vs. Louisville, 19 points/12 rebounds at North Carolina; 14 points/12 rebounds vs. Clemson on 1/14).

## A Make-or-Miss Game

Georgia Tech's offensive rankings vs. the ACC last 8+ seasons (ACC regular season games only)

Year	PPG	FG Pct.	3pt FG Pct.
2024-25	70.9 (11)	.438 (14)	.336 (11)
2023-24	70.2 (12)	.427 (13)	.349 (7)
2022-23	66.8 (13)	.413 (15)	.341 (9)
2021-22	66.0 (12)	.428 (10)	.325 (11)
2020-21	71.8 (6)	.482 (2)	.360 (3)
2019-20	69.9 (9)	.462 (2)	.341 (6)
2018-19	60.7 (15)	.426 (8)	.306 (12)
2017-18	63.6 (14)	.419 (12)	.312 (15)
2016-17	65.1 (14)	.434 (14)	.309 (15)

- In Tech's last 6 games, **Ndongo** has averaged 12.2 points (6 double-digit games) and 9.9 rebounds (4 double-digit games). He has shot 50.7% percent from the floor and 17-of-24 from the foul line, while recording 10 assists, 6 blocked shots and 14 steals.

- **Ndongo** has averaged 8.2 rebounds in ACC games, which ranks No. 6 in the league.

- Senior guard **Lance Terry** has scored 20-plus points in 7 games this season, 4 times in ACC games. The senior guard, who missed the Clemson game with a hand injury and the Virginia Tech game with an illness, has averaged 16.6 points in his 9 games prior to Virginia, when he played with a hand injury and went scoreless on 4 shot attempts. Terry hit 46% (57-of-124) from the floor, 36.8% (21-of-57) from three-point range over those 9 games.

- In ACC games, **Terry** leads the Jackets at 14.2 points per game, while four other Yellow Jackets also average in double figures in conference games -Duncan Powell (13.9), Naithan George (13.7), Javian McCollum (12.9) and Baye Ndongo (11.9).

- Senior guard **Javian McCollum** missed the Virginia game (2/8) with a head injury after colliding with teammate Ndongo going for a loose ball in the Clemson game (2/4). McCollum had averaged 15.1 points over his 10 games prior to Clemson, scoring 20 in four of those games. He connected on 42.5% (51-for-120) from the floor, 35.7% (20-of-56) from three-point range and 29-of-33 from the free throw line. He also had 39 assists (3.7 per game) and 14 steals.

- In ACC games, **McCollum** is averaging 12.9 points and 3.7 assists, hitting 43% from the floor, 34.5% from three-point range, and is 85.7% from the foul line. He also has just 18 turnovers and a team-high 17 steals.

- **Ibrahim Souare** has started Tech's last 7 games as injuries ravaged the Jackets' rotation. The redshirt freshman has averaged 29.3 minutes, averaging 4.0 points with 5.3 rebounds and 5 blocked shots

- Freshman **Darrion Sutton**, pressed into service at Virginia with Tech's injury situation, played a season-high 22:56 at Virginia and scored 4 points with 4 rebounds and 2 assists. Sutton, who has played in eight games this season, had seen action in just two games, for a total of nine minutes, since Dec. 28.

- Tech has two 1,000-point career scorers on its team - **McCollum** with 1,222 and **Terry** with 1,219. Both passed the milestone this season.

- **Luke O'Brien** has appeared in the most games in his career of any Yellow Jacket (121). **Terry** has played 106 games in his college career and has made 75 starts, most among the Yellow Jackets. **McCollum** is next with 100 games played and 68 starts.

# TECH NOTEBOOK

## Tech Highs and Lows Under Damon Stoudamire

<b>Longest winning streak:</b> 4 games (2023-24)
<b>Longest ACC winning streak:</b> 3 games (2023-24)
<b>Longest ACC home winning streak:</b> 1 game (2023-24)
<b>Longest losing streak:</b> 5 games (2023-24)
<b>Longest ACC losing streak:</b> 4 games (2023-24, 2024-25)
<b>Most points scored in a game:</b> 93 vs. Clemson, 1/16/2024; vs. North Florida, 11/10/2024
<b>Most points scored in a game (regulation):</b> 93 vs. North Florida, 11/10/2024
<b>Most points scored - ACC game:</b> 93 vs. Clemson, 1/16/2024
<b>Fewest points scored in a game:</b> 51 vs. Wake Forest, 2/6/2024
<b>Fewest points scored - ACC game:</b> 51 vs. Wake Forest, 2/6/2024
<b>Most points allowed in a game:</b> 105 vs. North Florida, 11/10/2024
<b>Most points allowed in a game (regulation):</b> 105 vs. North Florida, 11/10/2024
<b>Most points allowed - ACC game:</b> 95 vs. Boston College, 1/6/2024
<b>Fewest points allowed in a game:</b> 49 vs. Alabama A&M, 12/9/2023; Alabama A&M, 12/29/2024
<b>Fewest points allowed - ACC game:</b> 58 at Notre Dame, 2/14/2023
<b>Largest margin of victory:</b> 43 vs. Alabama A&M (92-49), 12/28/2024
<b>Largest margin of victory - ACC game:</b> 21 vs. Boston College (85-64), 1/4/2025
<b>Largest margin of victory - road game:</b> 5 at Hawai'i (73-68), 12/22/23
<b>Largest margin of victory - ACC road game:</b> 3 at Clemson (93-90), 1/16/2024
<b>Largest losing margin:</b> 35 at Cincinnati (89-54), 11/22/23
<b>Largest losing margin at home:</b> 29 vs. Wake Forest (80-51), 2/6/2024
<b>Largest losing margin - ACC game:</b> 29 vs. Wake Forest (80-51), 2/6/2024
<b>Most points allowed in a win:</b> 90 vs. Clemson, 1/16/2024
<b>Most points scored in a loss:</b> 93 vs. North Georgia, 11/10/2024
<b>Fewest points scored in a win:</b> 65 vs. Syracuse, 2/17/2024
<b>Fewest points allowed in a loss:</b> 58 vs. Notre Dame, 2/14/2024
<b>Largest lead:</b> 43 points vs. Alabama A&M (2nd half), 12/28/2024
<b>Largest deficit:</b> 41 points vs. Cincinnati (2nd half), 11/22/2023
<b>Largest deficit overcome to win a game:</b> 14 points vs. Howard (2nd half-16:55), 11/9/2023
<b>Largest 2nd-half deficit overcome to win a game:</b> 14 points vs. Howard (16:55), 11/9/2023
<b>Largest deficit overcome to win a road game:</b> 11 points (2nd half 13:14) vs. Massachusetts, 12/21/23
<b>Largest lead given up in a loss:</b> 16 points vs. Boston College (2nd half-19:36), 1/6/2024
<b>Largest 2nd-half lead given up in a loss:</b> 16 points vs. Boston College (2nd half-19:36), 1/6/2024
<b>Highest FG pct.:</b> 58.5 (31-53) vs. Boston College, 1/4/2025
<b>Highest FG pct. - ACC game:</b> 58.5 (31-53) vs. Boston College, 1/4/2025
<b>Lowest FG pct.:</b> 28.5 (17-60) vs. Wake Forest, 2/6/2024
<b>Lowest FG pct. - ACC game:</b> 28.5 (17-60) vs. Wake Forest, 2/6/2024
<b>Highest 3-pt pct.:</b> 55.0 (11-20) at Duke, 1/13/2024
<b>Highest 3-pt pct. - ACC game:</b> 55.0 (11-20) at Duke, 1/13/2024
<b>Most 3-pt FG:</b> 15 at Clemson, 1/16/2024
<b>Most 3-pt FG - ACC game:</b> 15 at Clemson, 1/16/2024
<b>Lowest 3-pt pct.:</b> 12.5 (3-24) vs. Wake Forest, 2/6/2024
<b>Lowest 3-pt pct. - ACC game:</b> 12.5 (3-24) vs. Wake Forest, 2/6/2024
<b>Highest FG pct. allowed:</b> 56.4 (31-55) vs. Duke, 12/21/2024
<b>Highest FG pct. allowed - ACC game:</b> 56.4 (31-55) vs. Duke, 12/21/2024
<b>Lowest FG pct. allowed:</b> 27.6 (16-59) vs. Alabama A&M, 12/9/2023
<b>Lowest FG pct. allowed - ACC game:</b> 31.6 (18-57) at Notre Dame, 2/14/2024
<b>Highest 3-pt pct. allowed:</b> 52.2 (12-23) vs. Notre Dame, 3/12/2024
<b>Highest 3-pt pct. allowed - ACC game:</b> 52.2 (12-23) vs. Notre Dame, 3/12/2024
<b>Lowest 3-pt pct. allowed:</b> 10.0 (2-20) vs. Alabama A&M, 12/9/2023
<b>Lowest 3-pt pct. allowed - ACC game:</b> 14.3 (3-21) at Clemson, 1/16/2024
<b>Highest FT pct.:</b> 90.5 (19-21) vs. Clemson, 2/21/2024
<b>Highest FT pct. - ACC game:</b> 90.5 (19-21) vs. Clemson, 2/21/2024
<b>Lowest FT pct.:</b> 27.3 (3-11) at Syracuse, 1/7/2025
<b>Most free throws made:</b> 26 vs. Texas Southern, 11/12/2024
<b>Most free throws attempted:</b> 35 vs. Charleston Southern, 11/27/2024
<b>Fewest free throws made:</b> 2 at Wake Forest, 3/5/2024
<b>Most assists:</b> 27 vs. Alabama A&M, 12/28/2024
<b>Most assists - ACC game:</b> 22 at Miami, 2/24/2024; at SMU, 1/11/2025
<b>Fewest assists:</b> 6 vs. Clemson, 2/21/2024
<b>Most turnovers:</b> 22 at SMU, 1/11/2025
<b>Fewest turnovers:</b> 5 at Virginia Tech, 1/27/2024; vs. Central Arkansas, 11/30/2024
<b>Most blocked shots:</b> 10 at Cincinnati, 11/22/2023
<b>Most steals:</b> 13 vs. Alabama A&M, 12/28/2024

## Lance-Scores-A-Lot

Lance Terry is proving that his decision to sit out the 2023-24 season and play a full season for Damon Stoudamire was justified. The only Tech player remaining from Josh Pastner's last Yellow Jacket team, Terry came back fully healed from a leg injury and has demonstrated the athleticism, basketball savvy and scoring ability Tech missed last season.

The fifth-year senior leads the Jackets in scoring in all games (14.9 ppg) and in ACC games (14.2), and ranks among the ACC's top 10 in all the three-point metrics - percentage, makes and attempts. His season numbers are career highs almost across the board - points per game, field goal percentage (44.2%), three-point percentage (37.7%), assists per game (1.5) and steals per game (1.3). He has scored 20 or more points seven times this season, and led the Jackets in scoring eight times.

The College Park, Ga., native, who played three seasons at Gardner-Webb before transferring to Tech, surpassed 1,000 career points on Dec. 3 at Oklahoma. He had higher averages only in his second year at Gardner-Webb, when he played only 9 games due to injury.

## McCollum on Call

One of the top transfers in the portal (No. 31) following last season, Javian McCollum has become the dependable scorer and shooter head coach Damon Stoudamire was looking for to complement fellow guards Lance Terry and Naithan George.

McCollum started the season fast, averaging nearly 15 points in Tech's first four games before suffering a concussion Nov. 23 vs. Cincinnati. He missed four games, then came back slowly when he returned to the court Dec. 15.

But in the last 10 games before he was injured in the first of Tech's game at Clemson (left in first half following an on-court collision and also missed the game at Virginia), McCollum nearly matched Terry point for point, missing double figures just twice while producing four games of 20 or more points. He ranks second behind Terry in scoring in all games and conference games, and is one of the ACC's top free throw shooters at better than 85 percent.

McCollum's shooting numbers are on par or better on average than his junior season at Oklahoma, when he was the Sooners' leading scorer at 13.3 points per game.

## Baye One, Get One

Leading Georgia Tech in rebounding and No. 2 in scoring in ACC games, Baye Ndongo put together the finest season for a freshman since Josh Okogie in 2016-17.

The 6-9 forward averaged 12.6 points and 7.7 rebounds in conference play in 2023-24, 12.4 points and 8.2 rebounds overall. He connected on 55.4 percent of his field goals vs. ACC teams, 55.8 percent in all games.

Despite battling foul trouble and more intense focus from opposing defenses. Ndongo has maintained his averages close to his freshman numbers into his sophomore season, adding six double-doubles to his six as a freshman.

Three of those have come in Tech's last seven games, during which he has averaged 12.3 points and 9.9 rebounds. Ndongo had 14 points and 12 rebounds vs. Clemson (1/14), 12 points and 11 rebounds vs. Louisville and 18 and 13 vs. Clemson on 2/4. He is averaging 11.9 points and 8.2 rebounds in ACC games.

Last season, Ndongo ranked No. 4 among freshmen in the ACC in scoring, led in rebound average, field goal percentage and blocked shots. He ranked No. 2 among the nation's freshmen in field goal percentage, and No. 3 in rebound average.

Only two freshmen in Tech history, Chris Bosh in 2002-03 and Derrick Favors in 2009-10 have exceeded Ndongo's numbers in scoring rebounding, blocks and field goal percentage.

## Offense/Defense Last 8 Years

Source: KenPom.com (Nat'l rank in parentheses)

Year	Tempo	Off. Eff.	Def. Eff.
2024-25	69.1 (76)	108.2 (157)	102.8 (91)
2023-24	67.6 (168)	109.4 (111)	105.0 (148)
2022-23	66.6 (212)	104.4 (182)	103.9 (149)
2021-22	68.0 (117)	100.4 (225)	99.2 (110)
2020-21	67.3 (223)	113.7 (22)	96.2 (68)
2019-20	70.0 (88)	103.0 (171)	91.8 (16)
2018-19	66.8 (225)	101.7 (228)	96.5 (43)
2017-18	66.1 (227)	103.6 (197)	98.7 (61)
2016-17	68.2 (179)	100.0 (259)	91.0 (6)

## Curious About George

Baye Ndongo was not the only freshman who came up big for Georgia Tech in 2023-24. Naithan George, who signed with Tech barely a week before the start of fall semester and did not play in the Yellow Jackets' first three games, became a dependable and sometimes clutch performer at point guard.

The Toronto native has continued his steady and solid play in his sophomore season, starting every game and ranking among the top two all season the Atlantic Coast Conference in assists while ranking in the top five in assist-turnover ratio. He also has become a more consistent scorer while remaining a pass-first point guard, averaging over 12 points a game overall and 13 in ACC games.

He has ranked No. 1 or 2 in assist average in the ACC all season.

George has scored in double digits in Tech's last 11 games, averaging 14.9 points per game while averaging 6.5 assists.

The 6-3 guard made his collegiate debut off the bench Nov. 22 of his freshman year in a 34-point loss at Cincinnati before head coach Damon Stoudamire inserted him into the starting lineup, and he helped lift the Jackets to a 67-59 win over No. 21 Mississippi State and a 72-68 win over No. 7 Duke the next week.

George remained in the starting lineup, ranking among the ACC top three in assists (4.7 per game, 5.0 in ACC games) and assist/turnover ratio (2.25-1 overall, 2.38-1 in conference games) while averaging 9.8 points a game.

At Clemson on Jan. 16, George made two three-point field goals in the final 20 seconds of regulation, and made two more field goals in the final minute of the second overtime (10 of his 20 points) of a 93-90 victory. His driving layup over 6-11 Armando Bacot with seven seconds remaining lifted Tech to a 73-72 victory over North Carolina.

## General Storylines for 2024-25

- **110th season** - Georgia Tech is playing its 110th season of basketball in 2024-25, having compiled an all-time on-court record of 1,462-1,336 (22 wins and one loss from the 2016-17 and 2017-18 seasons were vacated by the NCAA Committee on Infractions).

- **Tech in the ACC** - Tech is playing its 46th season as a member of the Atlantic Coast Conference, having won the conference championship in 1985, 1990, 1993 and 2021. Prior to that, Tech competed in the Metro Conference for three seasons from 1975-78, was an independent from 1964-75, and was a member of the Southeastern Conference for 32 years from 1932-64, winning one title in 1938.

- Tech was projected to finish 12th in the ACC standings this season by a vote of the conference's official media panel. Tech has finished ahead of its media projection seven of the last eight seasons.

- Tech has a total of seven scholarship newcomers on its roster, including three freshmen who were judged the nation's 20th-best recruiting class (247Sports composite), and four

# TECH NOTEBOOK

## The Last Time a Jacket...

- Scored 30 or more points:**  
Miles Kelly, 36 at Louisville, 2/10/2024
- Led Tech in scoring off the bench:**  
Javian McCollum, 20 at SMU, 1/11/2025
- Grabbed 15 or more rebounds:**  
Baye Ndongo, 19 vs. Penn State, 12/16/2023
- Had 10 or more assists:**  
Naithan George, 10 at SMU, 1/11/2025
- Had a point/assist double-double:**  
Naithan George, 11 points/10 assists at SMU, 1/11/2025
- Had a point/rebound double-double:**  
Baye Ndongo (18 pts/13 reb) and Lance Terry (12/10) at Clemson, 2/4/2025
- Had a triple-double:**  
Ja'von Franklin, 14 pts/15 reb/10 ast at Syracuse, 2/28/2023
- Played 40 minutes in a regulation game:**  
Duncan Powell vs. Virginia Tech, 1/22/2025
- Played every minute of an overtime game:**  
Naithan George (55 minutes/3 OT) at Clemson, 2/4/2025
- Played every minute of a multiple-OT game:**  
Naithan George (55 minutes/3 OT) at Clemson, 2/4/2025

## The Last Time the Jackets...

- Scored 100 or more points:**  
vs. Clayton State (103-53) on 1/23/2022
- Scored 100 or more points in regulation:**  
vs. Clayton State (103-53) on 1/23/2022
- Scored 100 or more points in consecutive games:**  
vs. Jackson State (100-70) on 11/13/2006, Georgia State (103-74) on 11/16/2006
- Scored 100 or more points twice in one season:**  
vs. Cornell (116-81), 11/13/2015, Green Bay (107-77) on 11/19/2015
- Allowed 100 or more points:**  
vs. North Florida (lost 105-93), 11/12/2024
- Allowed 100 or more points in regulation:**  
vs. North Florida (lost 105-93), 11/12/2024
- Shot 60 percent or better:**  
60.7 (34-56) at Georgia, 11/19/2021
- Failed to make a three-point basket:**  
0-for-12 vs. Virginia, 1/22/2015
- Did not allow a three-point basket:**  
0-for-11 vs. Pittsburgh, 3/5/2016
- Failed to make a free throw:**  
0-for-3 vs. Pittsburgh, 1/14/2023
- Grabbed 50 or more rebounds:**  
56 at Clemson, 2/4/2025
- Multiple players had a double-double:**  
Baye Ndongo (18 pts/13 reb), Lance Terry (12 pts/10 ast) at Clemson, 2/4/2025
- Multiple players had 10 or more rebounds:**  
Baye Ndongo (13), Ibrahim Souare (12) and Lance Terry (10) at Clemson, 2/4/2025
- Had 25 or more assists:**  
27 vs. Alabama A&M, 12/28/2024
- Blocked 10 or more shots:**  
10 at Cincinnati, 1/12/2023
- Had 15 or more steals:**  
15 vs. Florida State, 3/13/2021
- Had fewer than 10 turnovers:**  
8 at Virginia, 2/8/2025
- Had 5 or more players in double-figures in points:**  
Lance Terry (23), Naithan George (15), Javian McCollum (12), Baye Ndongo (12), Duncan Powell (11) vs. Louisville, 2/1/2025
- Had 6 players in double-figures in points:**  
Tristan Maxwell (18), Jalon Moore (15), Kyle Sturdivant (13), Lance Terry (13), Rodney Howard (11), Miles Kelly (10) vs. Alabama State, 12/17/2022
- Had two or more players score 20 points:**  
Lance Terry (20), Javian McCollum (20) vs. Boston College, 1/4/2025
- Had three or more players score 20 points:**  
Lance Terry (23), Javian McCollum (20), Duncan Powell (20) at Florida State, 1/18/2025
- Had no player score 10+ points:**  
Virginia (57-28 loss), 1/22/2015
- Allowed no player to score 10+ points:**  
Hawaii (73-40 win), 12/25/2019
- Had no player play 30 minutes:**  
vs. Cincinnati (81-58 loss), 11/23/2024
- Won by 30 or more points:**  
Alabama A&M (92-49), 12/28/2024
- Won by 40 or more points:**  
Alabama A&M (92-49), 12/28/2024
- Won by 50 or more points:**  
Clayton State (103-53), 1/23/2021
- Lost by 30 or more points:**  
at Cincinnati (89-54), 11/22/2023
- Played an overtime game:**  
at Clemson (won 89-86 in 3ot), 2/4/2025
- Defeated a Top 10 team:**  
#3/3 North Carolina (74-73) 1/30/2024
- Defeated a Top 25 team:**  
at #21 Clemson (89-86, 3ot) 2/4/2025
- Defeated a Top 10 team on the road:**  
#7/7 Syracuse (67-62), 3/4/2014
- Defeated a Top 25 team on the road:**  
at #21 Clemson (89-86, 3ot) 2/4/2025
- Had a game postponed (subsequently rescheduled and played):**  
Syracuse, 12/29/2021 (COVID), played on 2/21/2022
- Had a game cancelled:**  
Alabama A&M, 12/23/2021 (COVID)

transfers in a class ranked 53rd.

- Tech opened the 2024-25 season with seven consecutive home games, its longest homestand to open a season since 1980-81. After three straight games away from home (Oklahoma, North Carolina, Northwestern), the Jackets had five more in a row at McCamish Pavilion, including conference tilts against Duke, Notre Dame and Boston College.
- Tech has 19 regular-season games scheduled at McCamish Pavilion, the most since the 2016-17 season, when the Jackets played 21 total home games, including two on the NIT.
- Of the three new members of the ACC, Tech had faced SMU the most (8-6 all-time, last meeting in 1986). The Jackets are 0-3 vs. California (last meeting 2012) and 1-2 vs. Stanford (last meeting 2000).
- **Damon Stoudamire** is one of 19 head coaches at the NCAA Division I level that played in the NBA. (courtesy of Stephen Gorchov at Hofstra)

## Tech At A Glance

Second-year head coach **Damon Stoudamire** began a re-build the Tech roster last season and guided the team to 14 victories (seven ACC wins), including big wins over top-25 teams Mississippi State, Duke, Clemson and North Carolina, all of whom played in the NCAA Tournament.

Tech returned a strong core of four players, including 6-3 senior guard **Lance Terry (College Park, Ga.)**, who redshirted last season with an injury after averaging in double figures for the Yellow Jackets in 2022-23. Also back are three of Tech's top four scorers from last season, 6-7 senior wing **Kowacic Reeves, Jr.**, 6-3 sophomore point guard **Naithan George** and 6-9 sophomore forward **Baye Ndongo**.

The three returnees from the 2023-24 team accounted for 42 percent of that team's points, 40 percent of its shots taken and 56 percent of games started. If Terry's numbers are added, those percentages become 55 percent of the points, 53 percent of the shots taken and 69 percent of the starts.

Stoudamire and his staff built around those four by signing the 20th-ranked recruiting class in the nation (247Sports composite) - 6-5 guard **Jaeden Mustaf**, 6-11 center **Doryan Onwuchekwa** and 6-8 forward **Darrion Sutton**.

They also brought in four transfers who were expected to be key contributors in 6-2 guard **Javian McCollum (Oklahoma)**, the 31st-ranked player in the portal, 6-8 forward **Luke O'Brien (Colorado)**, 6-8 forward **Duncan Powell (Sacramento State)** and 7-2 center **Ryan Mutombo (Georgetown)**.

## Quick Look Back at 2023-24

Despite a four-point loss to Notre Dame in the first round of the ACC Tournament, Georgia Tech finished its first year under **Damon Stoudamire** strong, winning four of its last six regular-season games, and the season had its share of highlights.

Tech knocked off three teams ranked in the top 25 at the time, No. 21 Mississippi State in November, No. 7 Duke in December and No. 3 North Carolina in late January. The Jackets scored a road win at Clemson, giving the team three wins over teams that advanced to the Sweet 16 of the NCAA Tournament.

Also deserving mention were a runner-up finish in the Diamond Head Classic, where Tech defeated Massachusetts and Hawaii, and a neutral court win over Penn State at Madison Square Garden.

In conference play, the Jackets also defeated Syracuse and Florida State at home, and earned road wins at Miami and Wake Forest.

All in all, Tech had four wins against Quad 1 teams and four against Quad 2 teams in the NCAA's NET ranking.

- Tech started two freshmen - **Baye Ndongo** and point guard **Naithan George** - in its final 28 games. The Jackets had not had two freshmen in its regular starting lineup since the 2018-19 season (**Michael Devoe**, **Khalid Moore**), and had not had a freshman regularly start at point guard since **Jose Alvarado** in 2017-18.

- Two Tech players completed their eligibility in 2023-24 - point guard **Kyle Sturdivant** and forward **Tyzaun Claude** (NCAA granted him another year of eligibility and he transferred to North Carolina). Six other scholarship players elected to transfer - wing guards **Miles Kelly** (to Auburn) and **Dallan "Deebo" Coleman** (to UCF), forward **Tafara Gapare** (to Maryland), guard **Amaree Abram** (to Louisiana Tech), forward **Ibrahima Sacko** (to New Mexico) and center **Ebenezer Dowuona** (to James Madison).

## Jackets' Class of 2025 Ranked High

Four-star 6-4 guard **Akai Fleming** from Marietta, Ga. and three-star 6-5 guard/forward **Brandon Stores, Jr.**, from the Bronx, N.Y., highlight a four-player class of basketball prospects who signed grant-in-aid papers on Nov. 15 to join Georgia Tech's men's basketball program. **Cole Kirouac**, a 6-11 center from Cumming, Ga., and 5-11 point guard **Eric Chatfield, Jr.**, from Atlanta also signed scholarship documents to attend Tech.

Fleming and Stores have been nominated for the McDonald's All-America team.

Tech's class is ranked No. 23 in the nation in the 247Sports Composite listing, and No. 4 among Atlantic Coast

## Tech All-Time vs. the ACC

Opponent	Overall	in ACC	Tourney	In McCamish Pavilion	In Opponent Current Venue	Current Streak
Boston College	20-13	16-12	1-3	5-2	6-6	Won 1
California	0-3	0-0	0-0	0-0	0-0	Lost 3
Clemson	69-79	41-56	4-1	6-7	11-42	Won 1
Duke	25-79	21-67	3-7	2-6	5-39	Lost 2
Florida State	34-47	24-33	2-2	4-3	8-20	Lost 1
Louisville	16-27	3-12	0-1	3-4	0-6	Won 1
Miami	14-16	12-15	1-1	3-4	5-7	Won 2
North Carolina	28-73	26-59	5-4	3-5	5-28	Lost 1
NC State	44-61	36-47	3-3	2-5	7-13	Lost 4
Notre Dame	14-19	8-17	0-2	8-4	1-12	Lost 1
Pittsburgh	12-9	7-9	0-2	5-3	2-4	Lost 4
SMU	8-7	0-1	0-0	0-0	1-7	Lost 1
Stanford	1-2	0-0	0-0	0-0	0-1	Lost 2
Syracuse	9-9	7-8	0-0	4-3	3-5	Won 2
Virginia	40-50	38-49	5-5	2-6	1-12	Lost 13
Virginia Tech	10-23	8-19	1-1	4-5	2-12	Won 1
Wake Forest	47-43	46-41	0-4	6-2	11-21	Won 1

# TECH NOTEBOOK

## Tech in the NBA / G League

Player (years at Tech)	Current/Most Recent Team
Jose Alvarado (2017-21)	New Orleans Pelicans
James Banks III (2018-20)	Maine Celtics (G League)
Derrick Favors (2009-10)	Maine Celtics (G League)
Josh Okogie (2016-18)	Charlotte Hornets
Thaddeus Young (2006-07)	free agent

## Tech Alumni Elsewhere

Player (years at Tech)	Current/Most Recent Team
Brandon Alston (2017-19)	Esqueira (Portuguese Liga)
Alade Aminu (2005-09)	Gigantes de Carolina (Puerto Rican BSN)
Demarco Cox (2014-15)	Quimper (France)
Michael Devoe (2018-22)	Syntainics MBC (Germany)
Mouhammad Faye (2006-08)	Promithias (Greece)
Ja'von Franklin (2022-23)	Yukatel Merkezefendi (Turkish BSL)
Marcus Georges-Hunt (2012-16)	Sichuan (Chinese CBA)
Trae Golden (2013-14)	Fujian (Chinese CBA)
Abdoulaye Gueye (2014-19)	TED Ankara (Turkish TBL)
Josh Heath (2014-17)	Kangoeroes Basket Mechelen (Belgium)
Rodney Howard (2020-23)	Craiova (Romanian Liga Nationale)
Ben Lammers (2014-18)	MoraBank Andorra (Spanish Liga)
Gani Lawal (2007-10)	Toros Del Valle (Columbian Liga WPlay)
Daniel Miller (2009-14)	Levanga Hokkaido Sapporo (Japan)
Charles Mitchell (2014-16)	Dorados de Chihuahua (Mexican LNBP)
Khalid Moore (2018-22)	Saint-Quentin (France)
Zachery Peacock (2006-10)	FOS Provence (France)
Shenbari Phillips (2018-20)	Baskets Koblenz (Germany)
Glen Rice, Jr. (2009-12)	Power (Big3)
Robert Sampson (2013-15)	Nhatrang Dolphins (Vietnam)
Avi Schafer (2017-19)	Mikawa (Japan)
Adam Smith (2015-16)	Surme Bilbao Basket (Spain)
Jordan Usher (2019-22)	JL Bourg (France)
James White (2015-16)	Mauricio Baez (Dominican Republic)
Moses Wright (2017-21)	Olympiacos (Greece)

## Former Tech Players in Coaching

Player (years at Tech)	Current Position
Tyson Anderson (2006-09)	Wofford AC
Rod Balanis (1990-94)	Howard AC
Anthony Byrd (1981-84)	Knightdale (N.C.) HS HC
Shaun Fein (1999-2001)	Los Angeles Clippers AC
Jarrett Jack (2002-05)	Detroit Pistons AC
Maurice Miller (2008-11)	Memphis East HS HC
Craig Neal (1984-88)	Nevada AHC
Winston Neal (1999-01)	Columbia State (Tenn.) HC
Willie Reese (1985-89)	Jones County (Ga.) HS HC
Fred Vinson (1992-94)	Detroit Pistons AC
Mfon Udofia (2009-13)	Long Island Nets (G League) HC

## Former Tech Coaches in Coaching

Coach (years at Tech)	Current Position
Sherman Dillard (1988-94)	Iowa AC
Chad Dollar (2011-16)	Cincinnati AHC
Brian Eskildsen (2022-23)	UC Santa Barbara AC
Bruce Evans (2012-16)	North Florida AC
Brian Gregory (2011-16)	Phoenix Suns (VP player programming)
Tavaras Hardy (2016-18)	--
Paul Hewitt (2000-11)	San Diego Clippers (G League) HC
Chris Kreider (2007-09)	Rice AC
Darryl LaBarrie (2010-11, 2016-18)	--
Robert McCullum (2010-11)	--
Mamadou N'Diaye (2014-16)	Central Florida AC
Billy Schmidt (2011-14)	Chicago Bulls AC
Julian Swartz (2016-23)	--
Cliff Warren (2000-05)	--
Anthony Wilkins (2018-23)	UTRGV AC
Charlton Young (2005-09)	Missouri AC

Conference teams, and No. 15 in the team rankings compiled by Rivals. It comes on the heels of the Yellow Jackets' current freshman class, which was rated 20th-best in the nation.

Fleming, ranked No. 56 nationally by 247Sports, is playing the 2024-25 season at Overtime Elite after starring at Osborne High School in Marietta, Ga. As a junior at Osborne, Fleming scored 22 points per game to go with seven rebounds, four assists, two steals and one block per contest.

Considered a three-star big guard/small forward prospect by the 247Sports Composite and the sixth-best player in the state of New York at the time of his commitment last February, Stores, Jr., averaged 19.8 points per game as a sophomore and scored 18.2 points per game in 25 games last season at St. Raymond High School for Boys.

Kirouac, a three-star prospect last year and now, originally signed a letter-of-intent to attend Tech last fall while attending Brewster Academy in New Hampshire, but re-classified and decided to attend Overtime Elite in 2024-25.

As a junior at Pace Academy, Chatfield scored 15.2 points per game to go along with four assists and 3.2 steals per contest. During the summer, he competed at the NBPA Top 100 camp and the Adidas 3SSB Championships.

## ACC Slate for 2024-25

New Atlantic Coast Conference members California and Stanford will visit McCamish Pavilion in the 2024-25 season, while the Yellow Jackets will travel to face SMU, the ACC determined as part of its conference-wide schedule model for this season accommodating the league's three new members.

Tech maintains its two permanent home-and-away partners, Clemson and Notre Dame, and also will take on Boston College home and away.

Along with Cal and Stanford, Tech hosts Duke, Louisville, Miami, NC State and Virginia Tech at McCamish Pavilion. The Yellow Jackets travel to Florida State, North Carolina, Pittsburg, Syracuse, Virginia and Wake Forest in addition to SMU.

Tech also had non-conference games scheduled at home against Cincinnati and Georgia.

The ACC's scheduling model for 2024-25 for all teams breaks down as follows:

- Each school plays home and away, versus each of the school's two current partners (Cal/SMU/Stanford will be partners with each other).
- Each team plays one of the remaining 15 teams twice, both home and away.
- Each team will play the remaining 14 conference opponents once, seven at home only, the other seven away only.

## Two Jackets on 2024-25 NBA Rosters

Since 1982, Georgia Tech has produced 19 first-round NBA draft picks and 46 draft picks overall. A total of 42 Georgia Tech alumni have played in the NBA.

Two former Georgia Tech players are on NBA rosters for 2024-25 - **Jose Alvarado** in his fourth season with the New Orleans Pelicans, and **Josh Okogie** in his seventh season in the NBA, having recently been traded from Phoenix to Charlotte after two-and-a-half seasons with the Suns. He played his first four years in Minnesota.

## Winning Starts at Home

Georgia Tech has compiled a 141-80 record at home in 13 seasons in McCamish Pavilion. Tech is 54-55 on its home court in ACC games, 41-32 over the past eight seasons.

Tech set a program record for wins at home (17) in 2016-17, including a 7-2 ACC record and two NIT victories.

McCamish Pavilion was essentially brand new when it opened for the 2012-13 season. The only physical elements of McCamish Pavilion that remain from the venerable Alexander Memorial Coliseum are the roof and the 32 steel ribs that support it.

The capacity of McCamish Pavilion is 8,600, including

## Career Games With ...

Led Tech in Points	2024-25	Career
Naithan George	6	9
Javian McCollum	4	4
Jaeden Mustaf	1	1
Baye Ndongo	5	15
Duncan Powell	2	2
Kowacie Reeves, Jr.	-	3
Lance Terry	9	14

Led Tech in Rebounds	2024-25	Career
Naithan George	2	2
Jaeden Mustaf	1	1
Ryan Mutombo	3	3
Baye Ndongo	18	31
Luke O'Brien	2	2
Doryan Onwuchekwa	1	1
Duncan Powell	4	4
Ibrahim Souare	1	1
Kowacie Reeves, Jr.	-	4

Double-Figure Points	2024-25	Career
Naithan George	16	28
Javian McCollum	12	57
Jaeden Mustaf	7	7
Ryan Mutombo	1	2
Baye Ndongo	18	37
Luke O'Brien	1	19
Duncan Powell	12	42
Kowacie Reeves, Jr.	3	35
Lance Terry	17	63

20-plus Points	2024-25	Career
Naithan George	3	5
Javian McCollum	4	21
Baye Ndongo	1	6
Duncan Powell	3	7
Kowacie Reeves, Jr.	-	3
Lance Terry	7	13

30-plus Points	2024-25	Career
Javian McCollum	-	1

10-plus Rebounds	2024-25	Career
Ryan Mutombo	-	1
Baye Ndongo	6	12
Luke O'Brien	1	6
Doryan Onwuchekwa	1	1
Duncan Powell	-	9
Kowacie Reeves, Jr.	-	1
Ibrahim Souare	1	1
Lance Terry	1	1

Double-Doubles	2024-25	Career
Naithan George (pts/ast)	3	3
Ryan Mutombo (pts/reb)	1	1
Baye Ndongo (pts/reb)	5	11
Duncan Powell (pts/reb)	2	10
Kowacie Reeves, Jr. (pts/reb)	1	1

## Tech Among Top 10 ACC Leaders

All Games	Player	#	Rank
Assists per game	Naithan George	6.3	1
Assists	Naithan George	151	1
Assist/TO ratio	Naithan George	2.40	7
Double-doubles	Baye Ndongo	5	6
Minutes per game	Naithan George	34:28	6
Rebounds	Baye Ndongo	186	5
Deb. reb. per game	Baye Ndongo	5.50	7
Rebounds per game	Baye Ndongo	7.8	7
3pt FG attempts	Lance Terry	130	10
3pt FG per game	Lance Terry	2.23	9

## TECH NOTEBOOK

**McCamish Pavilion 411**

**Name:** McCamish Pavilion (mc-KAM-ish), named for Atlanta insurance executive Hank McCamish who gave the lead gift for the facility

**Capacity:** 8,600 (6935 court level, 1665 balcony level)

**Cost:** \$50 million

**Contractor:** Whiting-Turner

**Architect:** Populous

**Cremins Court:** the court remains named for the former Tech head coach

**Alexander Courtyard:** located at the Fowler Street entrance, honors the former Tech director of athletics and the history of the former Tech home arena named for him

**Grand entrance:** 10th and Fowler Streets, foyer includes graphic representations of retired jerseys and Tech's two Final Four appearances

**Other entrances:** West entrance off Fowler Street (students and media), East entrance from main arena parking (for club patrons)

**Features:** center-hung scoreboard and video boards, mezzanine fascia ribbon boards, theatrical lighting, primarily chairback seating, club area

**Facts and Dates**

- 2,500 cubic yards of concrete removed
- 3,000 cubic yards of concrete installed
- 500 tons of new steel installed
- Over 1 mile of new railing installed
- 20,000 gallons of paint used
- 2,000 feet of new mechanical piping
- 2,500 feet of new ductwork
- \$4M in new audio-visual and scoreboards
- 50 TV's throughout the concourse and Callaway Club
- Farthest distance material traveled to site: 4,835 miles
- Shortest distance material traveled to site: 1 mile
- Number of Tech alumni involved in the project: over 100
- Number of days construction took: 520
- Number of 1950's old style Coke bottles found while installing the underground foundations: 11
- Number of new staircases: 13
- Number of new sports lights for the competition floor: Over 300
- 270-degree court view from concourse

**Groundbreaking:** May 5, 2011

**Opening:** October, 2012

**First public event:** Oct. 21, 2012 - Jacket Jam (men's and women's scrimmages)

**First men's game:** Nov. 9, 2012 vs. Tulane

**Head coaches:** Brian Gregory of Georgia Tech, Ed Conroy of Tulane

**Officiating crew:** Karl Hess, Gary Maxwell, Raymond Styons

**TV announce crew:** Tom Werme, Cory Alexander (ACC Network, syndicated over-the-air iteration)

**First Tech points:** Marcus Georges-Hunt (2 FT, 18:13, 1st half)

**First basket:** Tulane's Josh Davis (18:44, 1st half)

**Attendance:** 8,600 (sellout)

**First women's game:** Nov. 11, 2012 vs. Tennessee

*Tech played 55 seasons in Alexander Memorial Coliseum, compiling a record of 556-194 (.741). Miami was the last team to play Tech there, a game Tech won, and was the first ACC team to play in McCamish Pavilion, which Miami won. For the 2011-12 season, Tech played its home games at Philips Arena and the Arena at Gwinnett.*

1,665 seats in the new balcony level and 6,935 seats in the lower seating bowl. There are no suites, but there is a club area that seats 500. Alexander Memorial Coliseum seated 9,191 spectators in its final configuration.

The most impressive features of McCamish Pavilion are its grand entrance, which fronts 10th and Fowler Streets, the ability for patrons to view the court from the main concourse all the way around, and the theatrical lighting system, which concentrates light on the court while leaving the seating areas dark, modeled after the Staples Center in Los Angeles and Madison Square Garden in New York.

Prior to the opening of McCamish Pavilion, Tech played 55 seasons in Alexander Memorial Coliseum, compiling a record of 556-194 (.741). Miami was the last team to play Tech in Alexander Memorial Coliseum, a game Tech won, and was the first ACC team to play in McCamish Pavilion on Jan. 5, which Miami won. For the 2011-12 season, Tech played its home games at State Farm Arena and Gas South Arena.

**Tech's ACC Tournament History**

Georgia Tech has played in 44 ACC Tournaments and has a 29-40 all-time record in the event. The Yellow Jackets have won four championships, in 1985 (Atlanta), 1990 (Charlotte), 1993 (Charlotte) and 2021 (Greensboro).

Tech has been a runner-up four times (1986, 1996, 2005, 2010). The 1986, 1996 and 2010 runs to the finals occurred in Greensboro. Tech also made the finals in 2005 at the Verizon Center in Washington, D.C.

Tech was 0-2 in the ACC Tournament under coach Dwane Morrison, 15-16 under Bobby Cremins (including all three titles), 9-11 under Paul Hewitt (runner-up in 2005 and 2010), 2-5 under Brian Gregory, 3-5 under Josh Pastner and 0-1 under Damon Stoudamire.

Tech did not play in the 2020 tournament while serving an NCAA postseason ban.

**Tech's NCAA Tournament History**

Georgia Tech has played in the NCAA Tournament 17 times in its history. Sixteen of those appearances have occurred from 1985 to the present, 10 under Bobby Cremins and five under Paul Hewitt.

The most recent was 2021, when the Yellow Jackets won the ACC Championship and earned an automatic bid, then fell 71-60 to Loyola Chicago in the opening round of the Midwest Regional.

That ended an 11-year hiatus from the NCAA Tournament that dated back to 2010, when the Yellow Jackets defeated Oklahoma State in the first round before losing to Ohio State in the round of 32 of the Midwest Regional.

Tech has a record of 23-17 in NCAA Tournament play, highlighted by its 2004 trip to the NCAA title game as well as a Final Four berth in 1990. The Yellow Jackets have reached the NCAA Sweet 16 seven times (1960, 1985, 1986, 1990, 1992, 1996, 2004).

The 2004 and 2005 appearances were Tech's first back-to-back appearances since Bobby Cremins led the Institute to the Big Dance nine straight years from 1985-93.

Georgia Tech has won at least one game in 11 of its 17 NCAA Tournament appearances.

**200+ Assists 1st 2 Seasons**

Kenny Anderson (1989-91)	454
Jarrett Jack (2002-04)	398
Travis Best (1991-93)	374
Jon Barry (1990-92)	317
Drew Barry (1993-95)	305
<b>Naithan George (2023-25)</b>	<b>286</b>
Iman Shumpert (2008-10)	274
Tony Akins (1998-2000)	256
Jim Thorne (1968-70)	251
Dennis Scott (1987-89)	214
Mark Price (1982-84)	212
Bruce Dalrymple (1983-85)	200

**Top Bench Scorers Since 2000**

Date	Player (pts)	Opponent/Site
1/11/2025	Javian McCollum (20)	at SMU
1/4/2025	Javian McCollum (20)	Boston College
12/31/2024	Duncan Powell (21)	Notre Dame
12/31/2024	Javian McCollum (21)	Notre Dame
3.2.2024	Kyle Sturdivant (20)	Florida State
12/21/2023	Kyle Sturdivant (21)	Massachusetts (Honolulu)
12/16/2023	Tafara Gapare (20)	Penn State (MSG)
11/14/2023	Dallan Coleman (24)	UMass Lowell
1/12/2022	Tristan Maxwell (22)	at Boston College
11/26/2021	Michael Devoe (26)	Georgia Southern
3/4/2020	Jose Alvarado (23)	Pittsburgh
2/20/2017	Tadic Jackson (20) !	at Notre Dame
2/19/2017	Tadic Jackson (20) !	Syracuse
2/11/2017	Tadic Jackson (29) !	Boston College
1/28/2017	Tadic Jackson (25) !	Notre Dame
12/7/2016	Tadic Jackson (24) !	at VCU
11/14/2016	Tadic Jackson (20) !	Southern
11/29/2013	Solomon Poole (24)	Mississippi (Barclays Center)
3/3/2012	Jason Morris (22)	Wake Forest (Philips Arena)
1/11/2012	Glen Rice, Jr. (22)	at NC State
1/7/2012	Glen Rice, Jr. (28)	Duke (Philips Arena)
11/29/2011	Jason Morris (21)	Northwestern (Philips Arena)
11/23/2011	Glen Rice, Jr. (23)	Siena (Arena at Gwinnett)
1/25/2011	Brian Oliver (28)	Virginia Tech
2/6/2010	Zachery Peacock (22)	NC State
1/24/2010	Brian Oliver (20)	at Florida State
11/22/2009	Zachery Peacock (22)	Boston U. (Puerto Rico)
3/3/2008	Zachery Peacock (23)	Virginia
2/17/2008	Matt Causey (20)	Miami
1/19/2008	Matt Causey (30)	Virginia Tech
1/3/2007	Anthony Morrow (21)	Winston-Salem State
2/12/2006	Zam Fredrick (22)	NC State
12/28/2004	Anthony Morrow (20)	Lafayette
12/18/2004	Will Bynum (28)	Gonzaga (Las Vegas, Nev.)
1/20/2004	Will Bynum (25)	at Wake Forest
11/26/2003	Isma'il Muhammad (22)	Connecticut (New York, N.Y.)
2/27/2002	B.J. Elder (25)	Wake Forest
11/27/2002	B.J. Elder (24)	Georgia
1/13/2001	Halston Lane (21)	Wake Forest
12/9/2000	Halston Lane (23)	Kentucky (Philips Arena)

(Games of 20-plus points)

! Performances vacated by NCAA Committee on Infractions

# BIO UPDATES

## Head Coach Damon Stoudamire • 2nd season at Tech

Well-known throughout the basketball world for his success as a player and coach at the collegiate and professional levels, Damon Stoudamire became the 15th head coach in Georgia Tech men's basketball history on March 14, 2023.

In his first year on The Flats, the former collegiate All-American and NBA standout remade the Tech roster and guided the Yellow Jackets to three victories over top-25 teams and wins over three ACC teams that advanced to the Sweet 16 of the NCAA Tournament - Duke, North Carolina and Clemson.

Stoudamire came to Georgia Tech after most recently serving as an assistant coach of the Boston Celtics, who sat atop the NBA's Atlantic Division standings at the time of his hiring at Tech. He was with the Celtics for nearly two seasons (2021-22 and 2022-23), after a successful five-season stint as the head coach at Pacific (2016-21). At Pacific, he was named West Coast Conference Coach of the Year in 2020 after leading the Tigers to a 23-10 record in 2019-20, good for the program's best winning percentage (.697) in 15 years, and a third-place finish in the powerful WCC (behind only national powers Gonzaga and St. Mary's). He also was honored with the Ben Jobe Award, given annually to the nation's top minority head coach.

Stoudamire established himself as one of his generation's premier players when he was a three-time all-conference performer, the 1995 Pac 10 co-Player of the Year and a consensus first-team All-American at Arizona, where he played for four seasons from 1991-95. After helping lead the Wildcats to the Final Four as a junior in 1994, he capped his collegiate career by averaging 22.8 points per game, en route to the co-conference Player of the Year and consensus first-team All-America recognition in 1995. He was a finalist for 1995 Wooden Award (National Player of the Year).

At the conclusion of his Arizona career, Stoudamire was the Wildcats' all-time leader in 3-pointers made (272) and ranked second in points (1,849) and fourth in assists (663). He was the only player in Arizona history with two 40-point games.

His amateur career also included helping lead the United States to the gold medal in the 1993 World University Games (where he led the team in assists and steals despite being the youngest player on the roster) and the bronze at the 1994 Goodwill Games.

Stoudamire was selected by the Toronto Raptors with the seventh overall pick in the 1995 NBA Draft and averaged 13.4 points and 6.1 assists per game over the course of a 13-year professional playing career that included stints with the Raptors (1995-98), Portland Trail Blazers (1998-05), Memphis Grizzlies (2005-08) and San Antonio Spurs (2008). He was named the 1996 NBA Rookie of the Year after averaging 19 points and 9.3 assists per game in his first NBA campaign, the first of four straight seasons that he averaged at least 17 points and eight assists per contest.

Following the conclusion of his NBA playing career in 2008, Stoudamire immediately embarked on his coaching career, beginning as director of player development at Rice in 2008-09. He then went on to serve as an assistant coach with the Memphis Grizzlies for two seasons (2009-11), before getting back into the college game with stints as an assistant at Memphis (2011-13), his alma mater Arizona (2013-15) and again at Memphis (2015-16).

After helping lead Memphis and Arizona to four conference championships (two Conference USA titles at Memphis, two Pac-12 crowns at Arizona) and four NCAA Tournament berths (including back-to-back Elite Eight appearances at Arizona) in six seasons, Stoudamire was hired as the head coach at Pacific in 2016. He inherited a program coming off an 8-20 campaign and quickly built it into a WCC contender, highlighted by the 23-10 campaign in 2019-20. The Tigers' 11-5 conference record that season remains their most-ever wins in WCC play. Combined with a 9-9 record in league play in 2017-18, Stoudamire led Pacific to its only two .500-or-better conference records since the Tigers joined the WCC in 2013-14.

After posting a 9-9 overall record during the Covid-shortened 2020-21 season, Stoudamire returned to the NBA as an assistant coach for the Celtics. In his first season in Boston, he helped lead the Celtics to the 2022 NBA Finals. The Celtics stood in first place in the Atlantic Division and in second both in the Eastern Conference and in the NBA's overall league standings at the time he took the Tech position. With Boston, he coached a pair of metro-Atlanta natives in Malcolm Brogdon (Norcross, Ga.) and Jaylen Brown (Alpharetta, Ga.).

A Portland, Ore. native, Stoudamire, 50, graduated from Woodrow Wilson High School in 1991 and earned his bachelor's degree from Arizona in 2008. He has a daughter, Kemece, and two sons, Damon and Brandon.

### Stoudamire as a Head Coach

Season	School	Overall	Conference	Postseason
2016-17	Pacific	*11-22	*4-14 / 9th	*on-court record
2017-18	Pacific	14-18	9-9 / 14th	
2018-19	Pacific	14-18	4-12 / 9th	
2019-20	Pacific	23-10	11-5 / 13rd	
2020-21	Pacific	9-9	6-7 / 5th	
<b>at Pacific</b>	<b>5 years</b>	<b>71-77</b>	<b>34-47</b>	
2023-24	Georgia Tech	14-18	7-13	
2024-25	Georgia Tech	11-13	5-8	
<b>at Georgia Tech</b>	<b>2nd year</b>	<b>25-31</b>	<b>12-21</b>	
<b>CAREER</b>	<b>7th year</b>	<b>96-108</b>	<b>46-68</b>	

### Stoudamire Coaching Resume

- Georgia Tech, head coach (2023-present)
- Boston Celtics, assistant coach (2021-23)
- Pacific, head coach (2016-21)
- Memphis, assistant coach (2015-16)
- Arizona, assistant coach (2013-15)
- Rice, director of player development (2008-09)
- Memphis, assistant coach (2011-13)
- Memphis Grizzlies, assistant coach (2009-11)

**Honors:** All-Pac-10 Conference (1993, 1994, 1995), Pac-10 Co-Player of the Year (1995), Consensus first-team All-American (1995), finalist for the Wooden Award (1995), West Coast Conference Coach of the Year (2020), Ben Jobe Award (2020)

**Playing Experience:** Lettered four years at Arizona (1991-95), Toronto Raptors (1995-98), Portland Trail Blazers (1998-2005), Memphis Grizzlies (2005-08), San Antonio Spurs (2008)

## Coaching Staff

### KARL HOBBS

#### Associate Head Coach • 2nd season at Tech

Karl Hobbs, who directed George Washington to three straight NCAA Tournament appearances as a head coach, captured two national titles as an assistant at Connecticut and helped Rutgers to three post-season appearances in his most recent stop, joined the Georgia Tech men's basketball staff as associate head coach in April of 2023.

Hobbs has 36 seasons of Division I coaching experience and 21 post-season appearances on his resume, and comes to The Flats following seven seasons as associate head coach at Rutgers. He helped guide the Scarlet Knights to post-season appearances each of the past three seasons, including back-to-back appearances in the NCAA Tournament in 2021 and 2022, marking the first time RU made the big dance in consecutive seasons since 1976. Hobbs helped Rutgers snap a 30-year NCAA Tournament drought when the Scarlet Knights earned a berth in the 2021 the NCAA Tournament, their first appearance since 1991.

### B.J. ELDER

#### Assistant Coach • 6th season at Tech

A standout member of the Yellow Jackets' 2004 NCAA runner-up team, B.J. Elder joined the men's basketball staff in July of 2019 as associate director of player personnel. He was elevated to assistant coach in December 2023.

A veteran of 10 years in European professional basketball following his stellar Tech career, Elder, 38, came to Tech following three seasons as assistant boys' basketball coach at Clarkston High School. He has served as the basketball staff's liaison with academic services, campus housing and dining, media and marketing, as well as spearheading outreach to former Tech players.

### PERSHIN WILLIAMS

#### Assistant Coach • 2nd season at Tech

A former graduate assistant with the Georgia Tech men's basketball program, Pershin Williams joined the Yellow Jackets' men's basketball staff as assistant coach in April of 2023 following four seasons on the bench at Kennesaw State.

Now with 12 years of full-time college coaching experience, Williams helped head coach Amir Abdur-Rahim build the KSU program into a championship team in the Atlantic Sun Conference and an NCAA Tournament team in 2023. KSU went 26-9 last season, 15-3 in the A-Sun, and three Owls earned all-conference recognition after being picked to finish eighth in the pre-season conference poll.

### NATE BABCOCK

#### Assistant Coach • 2nd season at Tech

After two seasons as an assistant coach with the Grand Rapids Gold in the G League, Nate Babcock joined the Georgia Tech men's basketball staff as quality control coach in June of 2023. He returns to the collegiate ranks after nine years on the professional level.

Prior to his time in Grand Rapids, the G League affiliate of the Denver Nuggets, Babcock spent seven years in various support roles in the NBA and G League. He joined the Gold after three years as the special assistant to the head coach with the Atlanta Hawks organization where he assisted with player development as well as opponent scouting and game preparation.

### BONZI WELLS

#### Assistant Coach • 2nd season at Tech

A 12-year veteran of professional basketball, including 10 in the National Basketball Association, Bonzi Wells joined the Georgia Tech men's basketball staff as an assistant coach in August of 2023. Wells will concentrate his efforts on player development and on-court coaching.

Wells, 46, came to Tech following two seasons as the head coach at Division II LeMoyné-Owen College in Memphis, Tenn., where he led the Magicians to a 34-23 record across his two years, including an 18-11 mark in 2022-23.

GAME NOTES

# BIO UPDATES (see game-by-game stats and career highs in stat pack)

## 1 • Naithan George • G • 6-3 • 185 • So.

- Tech's top point guard in his second season on The Flats ... Has started the Yellow Jackets' last 52 games, dating back to Tech's Nov. 28 win over Mississippi State Nov. 28, 2023
- Has played most minutes on the team (34.5 mpg) this season (6th in the ACC), 37.7 in ACC games (6th-most in the league)
- Has scored 48 points in Tech's last two games, including 20 in Tech's loss at Virginia ... Scored career-high 28 at Clemson, playing all 55 minutes of Tech's triple-OT win at Clemson, becoming 3rd Tech player ever to play 55 or more minutes in a game
- Averaging 12.1 ppg (3rd on the team), hitting 40.4% from the floor, 31.7% from three-point range, 77.6% from the foul line (2nd on the team)
- Leads the ACC (13th in NCAA) in assist average (6.3 apg) and is 7th in ACC in assist/turnover ratio (2.40-1)
- Assist average is highest since 1995-96 (Drew Barry, 6.6 apg) and would be 6th highest ever at Tech if season ended today
- In ACC games: averaging 13.7 points, 6.2 assists (No. 2 in ACC), 4.5 rebounds
- Has scored in double digits in 11 straight games (14.9 ppg), averaged 6.5 assists with a pair of double-doubles vs. Boston College (10/10) and SMU (11/10).
- 17 games in double-digit points this season, including a career-high 28 at Clemson (2/4), 20 at Notre Dame (1/28) and 20 at Virginia (2/8)
- Posted his first career double-double with 16 points and 11 assists (tied career high) vs. Central Arkansas
- Has had 24 games of six or more assists in his career, including 14 this season
- Scored in double digits 29 times in his Tech career
- Started Tech's final 28 games in 2023-24, averaging 29.8 minutes and playing well in Tech's ACC wins (10.6 ppg, 4.8 rpg, 47.4 pct. FG) ... Averaged 9.3 points and 4.6 assists (No. 2 in the ACC) in all games; 9.8 points and 5.0 assists (No. 2 in the ACC) in conference games
- Posted Tech's highest assist average (4.66) for a freshman since Javaris Crittenton in 2006-07 (5.75), and was Tech's first freshman since 2008-09 (Iman Shumpert) to reach 100 assists (135)
- Finished his freshman year with a flurry, scoring a season-high 24 points (8-13 FG, 5-8 3-pt FG, 3-3 FT) with seven assists in Tech's ACC Tournament loss to Notre Dame ... Averaged 15.8 points (24-44 FG, 7-14 3-pt FG) and 4.8 assists over the final four games
- Scored 10 of his 20 points in the final 22 seconds of regulation and final minute of second OT to lift Tech over Clemson ... Scored the winning basket vs. North Carolina with a left-handed layup over Armando Bacot

## 2 • Javian McCollum • G • 6-2 • 175 • Sr. (TR)

- Name pronounced "JAY-vee-un muh-CALL-um"
- Transfer from Oklahoma who has become a worthy scoring partner with Lance Terry
- Started Tech's last 6 games, playing more than 34 minutes in each until 2/4 at Clemson, when he left in the first half with an injury
- Averaged 14.1 ppg and 4.1 apg in Tech's 10 games before Clemson, including four games of 20+ points (21 vs. Notre Dame, 20 vs. Boston College, SMU, FSU) ... 42.5% FG, 35.7% 3pt FG, 29-33 FT, adding 39 assists and 18 steals
- In ACC games - 12.9 ppg (4th on team), 3.7 apg, 43% FG, 34.5% 3pt FG, 85.7% FT ... Ranks 7th in ACC in steals (1.5 pg)
- McCollum's 3 20-point games off the bench this season (he has one as a starter) are the most for a Tech player since 2016-17 (Tadic Jackson had 6)
- Started Tech's first 5 games this season, then missed the next 4 after sustaining a concussion Nov. 23 vs. Cincinnati
- Returned to action Dec. 15 vs. Northwestern and has been an offensive force off the bench in the last 10 games before his injury at Clemson
- Overall, has averaged 12.2 points and 3.4 assists this season while connecting on 43.5% of his shots from the floor, 36.3% from three-point range (No. 3 on the team) and 86.5% from the foul line (5th in ACC)
- Passed the 1,000-career-point milestone in the Jackets' season opener against West Georgia, when he scored 18 points ... Now has 1,222 career points
- Career - has connected on 42.8% of his shots from the floor, 35% from three-point range and 89.5% from the free throw line in his career (including Tech)
- Played one season at Oklahoma (2023-24) after competing for two years at Siena in Albany, N.Y. ... Has one season of eligibility at Tech
- No. 31 in ESPN's transfer portal ranking, and 247Sports deemed him No. 2 among transfers into ACC programs
- Averaged 12.2 points and 3.1 assists per game over his college career prior to Tech over 81 games (57 starts)
- Earned 2023-24 All-Big 12 honorable mention honors in 2023-24
- Appeared in 30 games (30 starts) last year at OU, averaging 13.3 points, 3.4 assists, 2.6 rebounds and 0.8 steals per outing
- Shot 40.4 percent (132-327) from the field, 31.4 percent (54-172) from deep and a school-record 94.3 percent (82-87) from the free throw line ... Made a program record 39 consecutive free throws

## 3 • Jaeden Mustaf • G • 6-5 • 210 • Fr.

- Consensus four-star combo guard with excellent size, court vision, play-making and shooting abilities... Name pronounced "JAY-dun MOO-stoff"
- Started 7 games as injuries have thinned Tech's rotation, but he missed the last 6 games with a foot injury of his own
- Scored in double digits 7 times, including 1st in an ACC game 1/14 vs. Clemson (12 pts) ... 3 of them came in consecutive games vs. Charleston Southern (16), Central Arkansas (season-high 18) and Oklahoma (16)
- Seventh on Tech's scoring chart at 9.1 ppg while hitting 41.3% from the floor, 38.9% from 3-point range and 70.4% from the charity stripe
- Struggled in Tech's last 4 games before Clemson (6.5 ppg, 3.3 rpg, 2 assists, 5 turnovers) ... Hit 50% from the floor, but did not attempt a 3-punter and was 4-of-11 from the foul line
- Played in Tech's first game against West Georgia, missed the next two with a thumb injury before returning to play limited minutes vs. Georgia and Cincinnati
- Ranked No. 58 nationally overall and No. 7 at his position in the 247Sports Composite ranking coming out of high school
- Picked Tech over a top-six list that also included NC State, Maryland, Florida State, Indiana and Arkansas
- Attended Overtime Elite in Atlanta for his senior year after spending his junior season at Carmel Christian School in Matthews, N.C.
- Averaged 10.2 points, 5.6 assists and 3.8 rebounds over 16 games with the City Reapers team ... Improved to 11.1 points, 6.1 assists and 4.3 rebounds over eight games in the City Reapers' run to the finals, where they defeated RWE to win the OTE title
- Earned all-state honors at Carmel Christian and led his team to a 28-4 record and a berth in the state championship game ... Averaged 15.9 points, 5.8 rebounds and 3.8 assists per game at Carmel in 2022-23
- Prior to that, attended DeMatha Catholic High School in Hyattsville, Md.
- Son of the late Jerrod Mustaf, former Maryland star and first-round NBA draft pick

## 12 • Ryan Mutombo • C • 7-2 • 255 • Gr. (TR)

- Atlanta high school star who returned home to play at Georgia Tech following three seasons at Georgetown ... Has one season of eligibility at Tech ... Last name pronounced "moo-TOM-bo"
- Played in 11 games (started 7 straight at one point) after sitting out the first 9 due to considerable time missed in the pre-season following the passing of his father
- Averaging 2.7 points, 3.2 rebounds, and blocked 8 shots while averaging 11.6 minutes ... Led Tech in rebounds in 3 games
- In ACC games, has averaged 1.6 ppg, 2.4 rpg, blocked 4 shots and hit 7-of-19 from the floor
- Over 3 seasons at Georgetown, played a total of 54 games, making one start ... Averaged 8.1 minutes per game, 3.3 points and 2.3 rebounds ... Connected on 51.8 percent of his shots from the floor
- Appeared in 15 games last season, playing a total of 55 minutes ... Scored 11 points on the season and contributed 18 rebounds, a steal and a block ... Recorded a season-high four points and three rebounds in win over Le Moyne (Nov. 7)
- A product out of the Lovett School in Atlanta, was named All-State first team at center by the Atlanta Journal Constitution his senior season
- Surpassed the 1,500-point milestone at the Lovett School ... Was a 4-star prospect in the class of 2021 ranked No. 112 nationally by 247Sports, No. 17 among centers
- Son of the late Georgetown and Atlanta Hawks star Dikembe Mutombo

**BIO UPDATES (see game-by-game stats and career highs in stat pack)****11 • Baye Ndongo • F • 6-9 • 240 • So.**

- Name pronounced "BYE NDONG-go" ... Pronounce the "N" sound with no vowel before or after
- Voted second-team pre-season All-ACC for 2024-25
- Started Tech's last 53 games, dating back to Cincinnati early in the 2023-24 season ... Frequent foul trouble this season has limited him to 28.4 minutes per game (31.2 in ACC games) ... Has fouled out of 5 games (plus 1 DQ for a flagrant 2 foul), finished 6 others with 4 fouls
- Has made 52.8% of his shots from the floor, which would rank among the ACC's top 5 had he made enough field goals per game, and his rebound average of 7.8 ranks 7th
- In ACC games: averaging 11.9 points (52.6% FG) and 8.2 rebounds (No. 6 in ACC), including four double-doubles vs. Clemson (18 points, 13 rebounds on 2/4), Louisville (12 pts/11 reb), Clemson (14 pts/12 reb on 1/14) and North Carolina (19 points/12 rebounds)
- Has averaged 12.2 points and 9.9 rebounds over Tech's last 7 games
- Scored in double digits 18 times this season
- Has 6 double-doubles altogether this season, including North Florida (20 pts/10 reb) and Texas Southern (19/11) ... Missed 3 others by a single rebound
- Has 12 career double-doubles, including 6 as a freshman
- Made the ACC's All-Freshman team in 2024, first Jacket to do so since Josh Okogie in 2017 ... Finalist for the Kyle Macy Award (top freshman in Division I)
- Played and started final 29 games in 2023-24 after missing the first three and most of the pre-season with a hand injury
- Tech's top rebounder at 8.2 per game and No. 2 scorer at 12.4 points per game ... Ranked No. 7 in the ACC in rebound average, No. 6 in offensive rebounds (2.55 per game), No. 2 in field goal percentage (55.8) and No. 12 in blocked shots (1.10 per game)
- Finished No. 3 among freshmen nationally in rebound average and No. 2 in field goal percentage
- Was one of two freshmen in the nation (JT Toppin of New Mexico was the other) to average at least 12.4 points, 8.2 rebounds, 1.1 blocks and hit 55 percent from the floor
- Only Chris Bosh and Derrick Favors exceeded Ndongo's numbers in those categories as freshmen at Tech
- Averaged 12.6 points and 7.7 rebounds in ACC games and hit 55.4 percent from the floor
- Named ACC Rookie of the Week three times ... Made the all-tournament team at the Diamond Head Classic (18.0 ppg, 9.3 rpg, 23-26 FG, 8-9 FT)
- Has a 7-foot, 2-inch wingspan ... Grew up in a soccer family, but an older sister persuaded him to try basketball at age 14

**35 • Emmer Nichols • F • 6-6 • 223 • r-So.**

- Non-scholarship player who joined the Tech program for the fall, 2022 semester ... Redshirted the 2022-23 season
- Played in 5 games in his career, 2 of those in Tech's games against Cincinnati last year and this year ... Scored his only points of this season against Alabama A&M Dec. 28
- Suffered a broken leg on Jan. 19 of last season and was sidelined the remainder of the season
- Versatile player and left-handed shooter who is skilled in all facets of the game
- No. 42-ranked player in the state of California according to Max Preps
- Played four years at Sacred Heart Preparatory School, serving two years as team captain
- Helped Sacred Heart to a pair of league championships, including a Central Coast Section title in 2021
- As a senior, led SHP to a 25-5 record overall as a senior and 14-0 mark in its league
- Earned second-team Central Coast Section WBAL all-league, first-team all-league in 2020 and 2022 (MVP and defensive player of the year in 2022)

**9 • Luke O'Brien • F • 6-8 • 225 • Sr. (TR)**

- Transfer from Colorado who played four seasons and was a key rotation player the last three for the Buffaloes ... Steadily improved and saw more playing time with each season
- Started Tech's first 2 games, getting 8 points and 10 rebounds against West Georgia, 15 points and eight boards against North Florida
- Missed the Texas Southern game with an ankle injury, and the last 13 games with a foot injury (last played 12/18 vs. UMB) ... Has played in only 1 ACC game
- Started 4 games after Kowacie Reeves, Jr., was sidelined with a foot injury before sustaining his own injury ... Best game was 7 points (3-3 FG, 1-1- 3pt FG) with 4 rebounds at Oklahoma
- Averaged 21.1 minutes in games he has played ... Has hit 47.1% of his shots from the floor for the season, No. 3 on the team, 9-of-28 on threes ... Good on a team-high 65.2% of his shots from inside the 3-point arc
- Played in 111 games and made 29 career starts at Colorado, 19 of those last season ... Averaged 4.8 points and 3.7 rebounds for this career, hitting 44 percent of his shots from the floor and 35 percent from three-point range
- Helped Colorado reach the NCAA Tournament twice in his time as a Buffalo
- Helped lead Colorado to the NCAA Tournament, the championship game of the Pac-12 Tournament and a program-record 26 victories in 2023-24
- Averaged a career-best 6.7 points and 3.8 rebounds per game in 2023-24 ... Played 35 games, starting 19, and averaged 23.6 minutes
- Connected on 45.6 percent of his shots from the floor, 37.6 percent from three-point range and 65.8 percent from the foul line
- Scored in double digits 10 times, two of those against Pac-12 teams and one in Colorado's second-round NCAA Tournament win over Florida, when he went 5-for-5 from the floor and scored 12 points

**45 • Doryan Onwuchekwa • C • 6-11 • 240 • Fr.**

- Name pronounced "DOR-ee-un ON-woo-CHECK-wuh" ... Teammates call him "D.O."
- Played in 10 games, starting 8 in the post ... Averaged 18.2 minutes per game, high of 27:03 vs. Texas Southern
- Has not played since Dec. 15 for personal reasons
- Averaged 3.5 ppg and 5.1 rpg in his 8 starts (3.5 ppg, 4.9 rpg for the season)
- Set season highs of seven points and 11 boards vs. Georgia
- Turned the ball over just 4 times all season, and has the team's best turnover rate (ranks No. 142 nationally) ... 2nd on the team with 6 blocked shots
- Three-star center prospect who attended the Faith Family Academy of Oak Cliff in Dallas, Texas
- Ranked No. 112 nationally by 247Sports Composite, No. 19 at his position and No. 7 overall in the state of Texas
- Helped Faith Family Academy at Oak Cliff to a 118-24 record over four years under head coach Brandon Thomas, and a perfect 34-0 mark in district play
- The Eagles won University Interscholastic League 4A state titles in 2022, 2023 and 2024, and lost in the state semifinals his freshman year
- Earned all-state honors by the Texas Association of Basketball Coaches, and was named to the all-Dallas metro team (2nd-team in 2023, 1st-team in 2024) by the Dallas Morning News ... Selected to the 4A Boys all-tournament team in 2023 and 2024
- Was a McDonald's All-American game nominee
- In the final two games of Faith Family Academy's 2023 title run, he scored 34 points and had 28 rebounds, seven assists and five blocks

**BIO UPDATES (see game-by-game stats and career highs in stat pack)****31 • Duncan Powell • F • 6-8 • 235 • r-Jr. (TR)**

- Former top-100 high school prospect who transferred to Tech from Sacramento State
- Steady performer in the frontcourt in 23 games (started vs. Clemson on 1/14, Virginia Tech and Virginia), averaging 25.5 minutes, 10.7 points with 5.4 rebounds per game (2nd on the team)
- Emerged as a top bench performer since late December games, reaching double figures 10 times in Tech's last 13 games
- Last 6 games: team-high 18.1 ppg, 4.8 rpg, 47.9% FG, 38.2% 3pt FG, 70.2% FT
- In ACC games: averaging 13.9 ppg (2nd on team), 5.2 rpg (2nd on team), hitting team-high 37.7% of his 3-point tries
- Had his best game of the season vs. Virginia Tech (career-high 23 points, 7-11 FG, 3-4 3pt FG, 6-9 FT, 6 rebounds in 40 minutes) ... Scored 19 points with 8 boards 2/4 at Clemson, including key putback of his own miss to tie the game at end of regulation
- Made 1st start of the season 1/14 vs. Clemson (9 pts/7 reb), then scored 20 (11-12 FT) with 6 boards at FSU
- Scored 21 points (then a career-high) vs. Notre Dame (3-8 3pt FG), 11 vs. Boston College in back-to-back games around the New Year
- Also scored 13 with 11 rebounds at SMU and 13 with 5 rebounds vs. Duke
- Has 12 games with double-digit points this season, all vs. Power 4 teams (10 vs. Cincinnati, 11 vs. Oklahoma, 13 vs. Duke, 21 vs. Notre Dame, 11 vs. Boston College, 13 at SMU, 20 at FSU, 23 vs. Virginia Tech, 18 at Notre Dame, 19 at Clemson, 18 at Virginia)
- Posted first double-double as a Yellow Jacket and 9th of his career with 11 points and a season-high 12 rebounds at Oklahoma
- Had two years of Division I collegiate experience before this season, having spent two years (red-shirted one year) at North Carolina A&T
- Played in 29 games, including 23 starts last season at Sac State ... Missed the final five games of the season with injury
- Was the Hornets' leading scorer (12.1 ppg) and rebounder (7.0 rpg) ... The rebounds ranked sixth in the Big Sky Conference
- Also averaged 26.5 minutes while shooting 49 percent from the field and 69 percent from the free throw line ... Averaged 3.8 trips to the free throw line per game
- Scored in double figures 21 times, pulled 10-plus rebounds six times, and had 5 double-doubles
- Played in 30 games for North Carolina A&T in 2022-23, including four starts ... Named to the CAA all-Rookie team ... Averaged 8.0 points, 5.7 rebounds, 0.7 steals, 0.7 blocked shots and 22.5 minutes per game
- Born in Conover, N.C., but went to high school at DeSoto High School in DeSoto, Texas ... Sidelined his senior year of HS and freshman year at NC A&T due to injury
- Ranked No. 84 overall in the 2021 class according to ESPN

**14 • Kowacie Reeves, Jr. • F • 6-7 • 205 • Sr.**

- First name pronounced "ko-WAY-see" ... Teammates and coaches call him "WAY-see"
- Published his first book in June of 2024, a self-help book entitled "I Am Not Your Doctrine," and has a second book set to publish at the end of January ... Set to graduate this May
- Steady player on both ends of the floor who started all 38 games as a Yellow Jacket after transferring from Florida, including the first six this season, until suffering a foot injury and missing the last 18 games (last played 11/27 vs. Charleston Southern)
- Averaged 9.3 points, 6th on the team, with just 3 turnovers
- Reached double-digits in Tech's first three games this season, averaging 15.7 points per game (No. 2 on Tech's scoring chart), before going just 4-for-15 for 9 points total in Tech's last 3 games
- Reliable three-point shooter who led the Jackets last season, and had hit 28.1 percent prior to his injury
- Blocked team-high seven shots and averaged 2.5 rebounds per game
- Was No. 3 in Tech's scoring column at 9.8 points per game in 2023-24, hitting double digits in 13 games
- Established career highs for himself in every statistical category except free throws made and attempted
- Connected on 41.7 percent of his shots from the floor, No. 2 on the team in three-point rate (38.3 pct.) and No. 2 in free throw percentage (84.0 pct.)
- No. 3 on the team blocked shots (16) and fourth in steals (16)
- Averaged 9.2 points and 3.7 rebounds in ACC games, while connecting on 40.7 percent from the floor and team-high 41.3 percent on threes
- Has 126 three-point field goals in his college career, including 60 in 38 games at Tech (68 in his first two full seasons in college)
- Surpassed 700 points for his career at Miami, now at 792
- Tallied 14 points (5-7 FG, 4-5 3pt FG) with four rebounds in his ACC debut vs. Duke ... Scored 15 with five boards vs. Penn State ... Had 18 points with six boards at Florida State ... Had 15 points on five three-pointers at Clemson
- Former four- and five-star-rated recruit from Georgia who played two seasons at Florida before transferring to Georgia Tech ... Helped lead Florida to appearances in the NIT both of his seasons in Gainesville ... Averaged 7.1 points and 2.1 rebounds in 60 games (17 starts), averaging 17.5 minutes per game

**33 • Marcos San Miguel • G • 6-4 • 203 • So.**

- Second-year non-scholarship student-athlete from Campbell High School in Smyrna
- Has action in 3 games in his career (twice vs. Alabama A&M, this season at Virginia) ... Scored the first points of his college career in the most recent meeting on Dec. 28, hitting 2-of-5 shots from the floor
- Four-year varsity letterwinner in basketball at Campbell High School, serving as team captain three years ... Helped the Spartans to a 17-12 overall record as a senior
- Graduated from Campbell with a 4.77 weighted GPA ... Also served in IB Leadership Core Team, Human Rights Club (Vice President), Interact Service Club, Chess Club, Academic Quiz Bowl, National Honor Society, Spanish Honor Society, Campbell Fellowship
- Gold Scholar at Georgia Tech enrolled in computer science with a minor in Spanish
- Officiates youth basketball in his spare time for East Marietta Basketball, Inc. ... Founded and leads organization called Take a Charge National Fundraising Campaign, in which he seeks donations for each charge he takes in basketball games, originating to raise funds for a friend who suffered a traumatic brain injury playing football, with additional funds directed toward people in need

**30 • Ibrahim Souare • F • 6-9 • 225 • r-Fr.**

- Name pronounced "EE-bruh-HEEM SWAR-ay (rhymes with soiree)"
- Energetic power forward prospect from Guinea who was recruited out of Canyon International Academy in Glendale, Ariz.
- Played in 21 games, starting the last 7 as injuries ravaged the Jackets' rotation ... Averaged 29.3 minutes, averaging 4.0 points with 5.3 rebounds and 5 blocked shots
- Had season highs of 9 points and 12 rebounds in 42:30 in Tech's 3-OT win at Clemson
- Averaged 21.5 minutes in ACC play (16.2 overall), giving the Jackets great activity around the basket at both ends of the floor
- Played more than 13 minutes in each of Tech's last 12 games, 21 or more in each of his 6 starts
- Scored at least 4 points and grabbed at least 5 rebounds in each of Tech's last four games ... Led Tech with 6 rebounds and 4 blocks vs. Boston College
- Enrolled for fall semester in 2023-24 ... Took a red-shirt year and did not see action in 2023-24
- Measured 7-2 wingspan, 30-inch vertical leap ... Listed at 6-foot-7 for the FIBA 2022 U18 Championship, grown two inches since then
- Averaged 11.7 points, 7.7 rebounds and 1.7 assists for Guinea in the 2022 FIBA U18 African Championship in Madagascar ... Averaged 29.3 minutes over six games

**10 • Darrion Sutton • F • 6-8 • 205 • Fr.**

- Four-star forward prospect from the St. Louis, Mo., area who spent his senior year at Overtime Elite in Atlanta after his game and his recruitment took off over the summer of 2023
- Left-handed shooter ... First name pronounced "DARE-ee-on"
- Saw more court time in the 3 games prior to Notre Dame due to Tech's injury situation, averaging around 12 minutes, scoring 8 points with 7 rebounds
- Has seen more playing time recently again as a result of injury, including a season-high 23 minutes at Virginia (4 points, 4 rebounds, 2 assists) ... Also saw 4 minutes vs. Virginia Tech, 4 minutes at Clemson
- Played in the opener against West Georgia, missed 8 games with an injury, returned to play 3 minutes vs. Northwestern
- Ranked No. 98 nationally in the 247Sports Composite rankings, No. 24 among small forwards and No. 11 overall in the state of Georgia
- Chose the Yellow Jackets over Michigan and Missouri
- Averaged 10.6 points, 8.2 rebounds and 3.5 assists over a 17-game schedule for Team RWE at Overtime Elite in 2023-24, hitting 58.4 percent of his shots from the floor
- Helped RWE advance to the championship series of the OTE playoff, averaging 3.7 points, 4.0 rebounds and 2.3 assists over seven games
- Played his junior year at Denver (Colo.) Accelerated Way ... Participated in the NBPA Top 100 Camp and Pangos All-American Camp in the summer of 2023

## BIO UPDATES (see game-by-game stats and career highs in stat pack)

### 0 • Lance Terry • G • 6-3 • 200 • Sr.

- Experienced and versatile guard who returned from a red-shirt year in 2023-24 ... Recovered from a pre-season injury that forced him to miss the first eight games of last season, but elected to red-shirt and return to action in 2024-25
- Tech's top outside shooting threat who also attacks the basket with authority
- Missed 2 of Tech's last 7 games (Clemson/hand, Virginia Tech/illness), and also was limited with a hand injury at Virginia (0 points on 4 FGA)
- Scored 23 points at FSU (1/18) and 23 vs. Louisville (2/1)
- Leads Tech in scoring at a career-high 14.9 points per game while hitting 44.2% of his shots from the floor, 37.7% from 3-point range and 70% from the foul line ... Also tops the team in steals (28)
- Averaging team-high 14.2 points in ACC games, including a game-high 22 points in Tech's ACC opener at North Carolina, 23 at Florida State, 23 vs. Louisville and 20 vs. Boston College
- Prolific and accurate 3-point shooter who has made 5 threes in a game 3 times this season, and ranks among the ACC's top 10 in percentage, 3-pointers made per game (2.23), total 3-pointers made (49) and attempted (130)
- Scored 20 or more points 7 times, four of them in ACC play, plus 3 others vs. Georgia (20), Central Arkansas (25) and Alabama A&M (22)
- Set career high in a Tech uniform with 25 points against Central Arkansas, which included 5 3-point field goals and a perfect 4-of-4 from the foul line
- Scored in double digits in all but 5 games this season and has led the Jackets in scoring 9 times
- Surpassed the 1,000-point milestone for his career at Oklahoma (now has 1,219) and has 184 career three-point field goals
- Career 37.3% shooter from 3-point range, 38.2% at Georgia Tech
- Atlanta-area high school product who played three seasons at Gardner-Webb University before transferring to Georgia Tech prior to the 2022-23 season
- No. 2 on the team in scoring at 10.1 points per game in 2022-23 while hitting 42.1 percent of his shots from the floor, 38.8 from three-point range (top percentage on the team) and 81.4 percent from the foul line
- Averaged 11.4 points in ACC games (No. 2 on the team), connecting on 41.3 percent from the floor, a team-high 42.1 from three-point distance and 79.4 percent from the free throw stripe
- Was a key figure both as a starter and a reserve offensively, and his best offensive games occurred in Tech's seven ACC wins (tournament win included)
- In those seven wins, averaged 17.7 points, connected on 47.3 percent of his field goals, and 52.1 percent of his threes, playing the full 40 minutes in all but the Syracuse game, in which he was subbed out with 56 seconds left when the Jackets emptied the bench
- Started 21 of the 29 games he played, including 15 ACC games (regular season plus tournament)
- Thirteen double-figure scoring games altogether in 2022-23, eight in ACC games

### 32 • Dyllan Thompson • G/F • 6-7 • 215 • Fr.

- Non-scholarship wing player who committed to the Yellow Jackets in June of 2024 and enrolled for the fall semester as a freshman
- Attended Second Baptist School in Houston his junior and senior years
- Led his team in scoring at 18 points per game, and averaged 7.3 rebounds and 2.5 assists per game as a senior, helping the Eagles post a 29-9 overall record and a 13-1 mark in their district
- Also connected on 35 percent of his three-point tries (175 attempts) and 80 percent of his free throws
- Made the all-tournament team for the Texas Association of Private and Parochial Schools post-season tournament
- Selected second-team all-state and first-team all-district as a junior
- Also competed in the high jump for Second Baptist's track and field team
- Played for John Lucas' Nike EYBL team, JL3 ... Participated in the 2023 NBPA Top 100 camp in Orlando, Fla.
- Prior to Second Baptist, attended St. Anne's Belfield in Charlottesville, Va., where he averaged 3.2 points and 2.7 rebounds over 25 games in 2021-22
- Son of former USC All-American and 9-time WNBA all-star Tina Thompson

# 2024-25 SEASON STATISTICS AND RESULTS

## Game Records

Record	Overall	Home	Away	Neutral
ALL GAMES	11-13	10-5	1-7	0-1
CONFERENCE	5-8	4-2	1-6	0-0
NON-CONFERENCE	6-5	6-3	0-1	0-1

## Score by Periods

Team	1st	2nd	OT	TOT
Georgia Tech	872	892	25	1789
Opponents	829	920	22	1771

## Team Box Score

No.	Player				Total		3-Point		F-Throw		Rebounds											
		GP-GS	MIN	AVG	FG-FGA	FG%	3FG-3FGA	3FG%	FT-FTA	FT%	OFF	DEF	TOT	AVG	PF	DQ	A	TO	BLK	STL	PTS	AVG
0	TERRY, Lance	22-17	732:24	33.3	118-267	.442	49-130	.377	42-60	.700	13	50	63	2.9	43	0	33	32	6	28	327	14.9
2	MCCOLLUM, Javian	19-11	533:35	28.1	77-177	.435	33-91	.363	45-52	.865	3	48	51	2.7	27	1	65	35	2	25	232	12.2
1	GEORGE, Naithan	24-24	827:03	34.5	107-265	.404	39-123	.317	38-49	.776	9	83	92	3.8	39	0	151	63	10	22	291	12.1
11	NDONGO, Baye	24-24	681:33	28.4	112-212	.528	4-11	.364	60-100	.600	54	132	186	7.8	79	5	36	56	18	27	288	12.0
31	POWELL, Duncan	23-3	599:19	26.1	80-179	.447	28-79	.354	57-87	.655	39	85	124	5.4	38	1	18	23	10	18	245	10.7
14	REEVES JR., Kowacie	6-6	143:11	23.9	22-57	.386	9-32	.281	3-5	.600	6	9	15	2.5	12	0	6	3	7	4	56	9.3
3	MUSTAF, Jaeden	16-7	381:06	23.8	50-121	.413	7-18	.389	38-54	.704	16	37	53	3.3	42	1	27	24	1	15	145	9.1
9	O'BRIEN, Luke	10-6	211:27	21.1	24-51	.471	9-28	.321	7-9	.778	12	32	44	4.4	23	1	6	8	2	2	64	6.4
45	ONWUCHEKWA, Doryan	10-8	181:46	18.2	15-45	.333	3-18	.167	2-10	.200	18	31	49	4.9	32	2	8	4	6	4	35	3.5
12	MUTOMBO, Ryan	12-7	139:30	11.6	15-33	.455	0-0	.000	2-5	.400	14	24	38	3.2	8	0	3	5	8	1	32	2.7
30	SQUARE, Ibrahim	21-7	356:41	17.0	24-37	.649	0-1	.000	8-27	.296	25	49	74	3.5	50	0	4	11	13	5	56	2.7
33	SAN MIGUEL, Marcos	2-0	04:30	2.3	2-5	.400	0-0	.000	0-0	.000	0	0	0	0.0	0	0	0	1	0	0	4	2.0
10	SUTTON, Darrion	8-0	77:32	9.7	3-12	.250	0-4	.000	6-10	.600	2	9	11	1.4	6	0	3	2	3	4	12	1.5
35	NICHOLS, Emmer	3-0	05:23	1.8	1-2	.500	0-0	.000	0-0	.000	1	1	2	0.7	0	0	0	2	1	0	2	0.7
Team											43	37	80					16				
<b>Total</b>		<b>24</b>	<b>4875</b>		<b>650-1463</b>	<b>.444</b>	<b>181-535</b>	<b>.338</b>	<b>308-468</b>	<b>.658</b>	<b>255</b>	<b>627</b>	<b>882</b>	<b>36.8</b>	<b>399</b>	<b>11</b>	<b>360</b>	<b>285</b>	<b>87</b>	<b>155</b>	<b>1789</b>	<b>74.5</b>
<b>Opponents</b>		<b>24</b>	<b>4875</b>		<b>624-1469</b>	<b>.425</b>	<b>209-585</b>	<b>.357</b>	<b>314-440</b>	<b>.714</b>	<b>254</b>	<b>623</b>	<b>877</b>	<b>36.5</b>	<b>409</b>	<b>8</b>	<b>339</b>	<b>278</b>	<b>76</b>	<b>155</b>	<b>1771</b>	<b>73.8</b>

## Team Statistics

	GATECH	OPP
<b>Scoring</b>	<b>1789</b>	<b>1771</b>
Points per game	74.5	73.8
Scoring margin	+0.8	-
<b>Field goals-att</b>	<b>650-1463</b>	<b>624-1469</b>
Field goal pct	.444	.425
<b>3 point fg-att</b>	<b>181-535</b>	<b>209-585</b>
3-point FG pct	.338	.357
3-pt FG made per game	7.5	8.7
<b>Free throws-att</b>	<b>308-468</b>	<b>314-440</b>
Free throw pct	.658	.714
F-Throws made per game	12.8	13.1
<b>Rebounds</b>	<b>882</b>	<b>877</b>
Rebounds per game	36.8	36.5
Rebounding margin	+0.2	-
<b>Assists</b>	<b>360</b>	<b>339</b>
Assists per game	15.0	14.1
<b>Turnovers</b>	<b>285</b>	<b>278</b>
Turnovers per game	11.9	11.6
Turnover margin	-0.3	-
Assist/turnover ratio	1.3	1.2
<b>Steals</b>	<b>155</b>	<b>155</b>
Steals per game	6.5	6.5
<b>Blocks</b>	<b>87</b>	<b>76</b>
Blocks per game	3.6	3.2
<b>Winning streak</b>	<b>0</b>	<b>-</b>
Home win streak	2	-
<b>Attendance</b>	<b>67541</b>	<b>79769</b>
Home games-Avg/Game	15-4503	8-9971
Neutral site-Avg/Game	-	1-0

## Team Results

Date	Opponent		Score	Att.
11/06/2024	West Ga.	W	85-62	3530
11/10/2024	North Florida	L	93-105	3553
11/12/2024	Texas Southern	W	81-62	3384
11/15/2024	Georgia	L	69-77	6622
11/23/2024	Cincinnati	L	58-81	4970
11/27/2024	Charleston So.	W	91-67	3414
11/30/2024	Central Ark.	W	87-68	3414
12/03/2024	at Oklahoma	L	61-76	7725
12/07/2024	at North Carolina	L	65-68	19020
12/15/2024	vs Northwestern	L	60-71	0
12/18/2024	UMBC	W	91-82	3494
12/21/2024	Duke	L	56-82	8005
12/28/2024	Alabama A&M	W	92-49	4430
12/31/2024	Notre Dame	W	86-75	4914
01/04/2025	Boston College	W	85-64	3949
01/07/2025	at Syracuse	L	55-62	13935
01/11/2025	at SMU	L	71-93	5526
01/14/2025	Clemson	L	59-70	4047
01/18/2025	at Florida St.	L	78-91	6751
01/22/2025	Virginia Tech	W	71-64	3668
01/28/2025	at Notre Dame	L	68-71	4262
02/01/2025	Louisville	W	77-70	6147
02/04/2025	at Clemson	Wot3	89-86	7913
02/08/2025	at Virginia	L	61-75	14637

GAME NOTES



# 2024-25 SEASON STATISTICS AND RESULTS - ACC ONLY

## Game Records

Record	Overall	Home	Away	Neutral
ALL GAMES	5-8	4-2	1-6	0-0
CONFERENCE	5-8	4-2	1-6	0-0
NON-CONFERENCE	0-0	0-0	0-0	0-0

## Score by Periods

Team	1st	2nd	OT	TOT
Georgia Tech	417	479	25	921
Opponents	460	489	22	971

## Team Box Score

No.	Player				Total		3-Point		F-Throw		Rebounds											
		GP-GS	MIN	AVG	FG-FGA	FG%	3FG-3FGA	3FG%	FT-FTA	FT%	OFF	DEF	TOT	AVG	PF	DQ	A	TO	BLK	STL	PTS	AVG
0	TERRY, Lance	11-11	394:43	35.9	57-142	.401	22-67	.328	20-32	.625	6	24	30	2.7	21	0	15	15	4	15	156	14.2
31	POWELL, Duncan	13-3	411:12	31.6	58-131	.443	23-61	.377	42-62	.677	24	43	67	5.2	27	1	9	15	5	15	181	13.9
1	GEORGE, Naithan	13-13	489:42	37.7	68-162	.420	23-71	.324	19-27	.704	6	52	58	4.5	18	0	80	40	8	13	178	13.7
2	MCCOLLUM, Javian	11-6	336:55	30.6	49-114	.430	20-58	.345	24-28	.857	2	27	29	2.6	12	0	41	18	1	17	142	12.9
11	NDONGO, Baye	13-13	408:09	31.4	61-116	.526	2-8	.250	31-53	.585	31	76	107	8.2	44	4	18	30	11	18	155	11.9
3	MUSTAF, Jaeden	7-5	171:31	24.5	18-46	.391	2-5	.400	11-20	.550	5	15	20	2.9	20	1	4	14	1	5	49	7.0
45	ONWUCHEKWA, Doryan	1-1	18:43	18.7	1-5	.200	1-2	.500	0-0	.000	1	3	4	4.0	4	0	1	0	1	0	3	3.0
30	SQUARE, Ibrahim	13-7	291:38	22.4	17-26	.654	0-0	.000	4-17	.235	15	37	52	4.0	35	0	4	8	11	5	38	2.9
12	MUTOMBO, Ryan	9-5	93:52	10.4	7-19	.368	0-0	.000	0-1	.000	8	14	22	2.4	6	0	1	1	4	1	14	1.6
10	SUTTON, Darrion	4-0	42:59	10.7	2-9	.222	0-3	.000	1-2	.500	1	3	4	1.0	3	0	2	1	1	2	5	1.3
9	O'BRIEN, Luke	1-1	13:28	13.5	0-2	.000	0-2	.000	0-0	.000	0	0	0	0.0	3	0	0	1	0	0	0	0.0
35	NICHOLS, Emmer	1-0	01:04	1.1	0-0	.000	0-0	.000	0-0	.000	0	0	0	0.0	0	0	0	1	0	0	0	0.0
33	SAN MIGUEL, Marcos	1-0	01:04	1.1	0-0	.000	0-0	.000	0-0	.000	0	0	0	0.0	0	0	0	0	0	0	0	0.0
Team											30	13	43					8				
<b>Total</b>		<b>13</b>	<b>2675</b>		<b>338-772</b>	<b>.438</b>	<b>93-277</b>	<b>.336</b>	<b>152-242</b>	<b>.628</b>	<b>129</b>	<b>307</b>	<b>436</b>	<b>33.5</b>	<b>193</b>	<b>6</b>	<b>175</b>	<b>152</b>	<b>47</b>	<b>91</b>	<b>921</b>	<b>70.8</b>
<b>Opponents</b>		<b>13</b>	<b>2675</b>		<b>355-792</b>	<b>.448</b>	<b>117-321</b>	<b>.364</b>	<b>144-197</b>	<b>.731</b>	<b>144</b>	<b>347</b>	<b>491</b>	<b>37.8</b>	<b>216</b>	<b>4</b>	<b>200</b>	<b>158</b>	<b>42</b>	<b>85</b>	<b>971</b>	<b>74.7</b>

## Team Statistics

	GATECH	OPP
<b>Scoring</b>	<b>921</b>	<b>971</b>
Points per game	70.8	74.7
Scoring margin	-3.8	-
<b>Field goals-att</b>	<b>338-772</b>	<b>355-792</b>
Field goal pct	.438	.448
<b>3 point fg-att</b>	<b>93-277</b>	<b>117-321</b>
3-point FG pct	.336	.364
3-pt FG made per game	7.2	9.0
<b>Free throws-att</b>	<b>152-242</b>	<b>144-197</b>
Free throw pct	.628	.731
F-Throws made per game	11.7	11.1
<b>Rebounds</b>	<b>436</b>	<b>491</b>
Rebounds per game	33.5	37.8
Rebounding margin	-4.2	-
<b>Assists</b>	<b>175</b>	<b>200</b>
Assists per game	13.5	15.4
<b>Turnovers</b>	<b>152</b>	<b>158</b>
Turnovers per game	11.7	12.2
Turnover margin	+0.5	-
Assist/turnover ratio	1.2	1.3
<b>Steals</b>	<b>91</b>	<b>85</b>
Steals per game	7.0	6.5
<b>Blocks</b>	<b>47</b>	<b>42</b>
Blocks per game	3.6	3.2
<b>Winning streak</b>	<b>0</b>	<b>-</b>
Home win streak	2	-
<b>Attendance</b>	<b>30730</b>	<b>72044</b>
Home games-Avg/Game	6-5122	7-10292
Neutral site-Avg/Game	-	0-0

## Team Results

Date	Opponent		Score	Att.
12/07/2024	at North Carolina	L	65-68	19020
12/21/2024	Duke	L	56-82	8005
12/31/2024	Notre Dame	W	86-75	4914
01/04/2025	Boston College	W	85-64	3949
01/07/2025	at Syracuse	L	55-62	13935
01/11/2025	at SMU	L	71-93	5526
01/14/2025	Clemson	L	59-70	4047
01/18/2025	at Florida St.	L	78-91	6751
01/22/2025	Virginia Tech	W	71-64	3668
01/28/2025	at Notre Dame	L	68-71	4262
02/01/2025	Louisville	W	77-70	6147
02/04/2025	at Clemson	Wot3	89-86	7913
02/08/2025	at Virginia	L	61-75	14637



# 2024-25 SEASON STATISTICS - POINTS/REBOUNDS/ASSISTS

Opponent	Date	Score		0	1	2	3	9	10	11	12	14	30	31
				TERRY,LANC	GEORGE,NAI	MCCOLLUM,J	MUSTAF,JAЕ	O'BRIEN,LU	SUTTON,DAR	NDONGO,BAY	MUTOMBO,RY	REEVES JR.	SQUARE,IBR	POWELL,DUN
West Ga.	11/06/2024	85-62	W	9-3-1	7-1-7	18-4-5	4-2-2	8-10-1	0-0-0	10-7-4	DNP	15-4-0	1-3-0	9-1-0
North Florida	11/10/2024	93-105	L	14-3-1	5-6-7	14-3-6	DNP	15-8-1	DNP	20-10-3	DNP	17-1-3	DNP	4-6-1
Texas Southern	11/12/2024	81-62	W	13-1-2	16-3-6	14-5-1	DNP	DNP	DNP	19-11-1	DNP	15-7-3	0-5-0	4-2-0
Georgia	11/15/2024	69-77	L	20-3-2	6-0-3	13-4-3	1-3-1	6-6-0	DNP	14-4-0	DNP	2-0-0	0-0-0	DNP
Cincinnati	11/23/2024	58-81	L	7-1-0	13-0-1	5-2-2	2-1-3	4-5-0	DNP	5-6-1	DNP	3-1-0	3-1-0	10-3-0
Charleston So.	11/27/2024	91-67	W	15-5-4	17-4-7	DNP	16-3-2	3-3-1	DNP	17-8-1	DNP	4-2-0	6-4-0	7-8-1
Central Ark.	11/30/2024	87-68	W	25-2-1	16-4-11	DNP	18-4-2	8-2-1	DNP	13-9-0	DNP	DNP	0-3-0	3-9-2
at Oklahoma	12/03/2024	61-76	L	14-3-0	8-0-5	DNP	16-2-2	7-4-1	DNP	4-4-0	DNP	DNP	0-0-0	11-12-1
at North Carolina	12/07/2024	65-68	L	22-4-2	12-8-4	DNP	6-4-1	0-0-0	DNP	19-12-1	DNP	DNP	0-0-0	3-2-0
vs Northwestern	12/15/2024	60-71	L	17-4-2	3-7-7	3-2-2	11-6-0	6-2-0	0-0-0	4-5-0	10-7-1	DNP	DNP	6-5-2
UMBC	12/18/2024	91-82	W	15-5-3	18-3-8	5-1-3	15-5-5	7-4-1	4-3-0	17-9-4	6-7-0	DNP	DNP	4-4-0
Duke	12/21/2024	56-82	L	7-0-0	4-3-4	6-0-3	5-1-1	DNP	1-0-0	14-1-4	2-6-0	DNP	4-4-0	13-5-0
Alabama A&M	12/28/2024	92-49	W	22-3-2	4-6-9	18-1-2	13-7-6	DNP	3-4-1	10-6-4	2-2-1	DNP	8-6-0	6-7-2
Notre Dame	12/31/2024	86-75	W	14-2-0	11-5-6	21-1-6	5-5-2	DNP	DNP	10-6-1	2-3-0	DNP	2-1-0	21-3-2
Boston College	01/04/2025	85-64	W	20-2-3	10-3-10	20-5-4	8-2-0	DNP	DNP	14-4-1	0-4-0	DNP	2-6-1	11-5-0
at Syracuse	01/07/2025	55-62	L	18-1-1	13-5-5	6-4-2	8-6-0	DNP	DNP	6-8-0	2-3-0	DNP	0-4-0	2-5-0
at SMU	01/11/2025	71-93	L	10-4-4	11-5-10	20-4-5	5-0-0	DNP	DNP	6-7-1	4-2-0	DNP	2-0-1	13-11-1
Clemson	01/14/2025	59-70	L	DNP	13-3-4	11-0-5	12-2-0	DNP	DNP	14-12-1	0-2-0	DNP	0-6-0	9-7-0
at Florida St.	01/18/2025	78-91	L	23-1-2	10-3-4	20-2-4	DNP	DNP	DNP	3-12-1	DNP	DNP	2-2-0	20-6-2
Virginia Tech	01/22/2025	71-64	W	DNP	11-4-7	16-3-4	DNP	DNP	0-0-0	14-9-4	2-0-1	DNP	5-5-1	23-6-1
at Notre Dame	01/28/2025	68-71	L	7-2-1	20-6-5	7-4-4	DNP	DNP	DNP	10-7-1	2-1-0	DNP	4-5-0	18-3-0
Louisville	02/01/2025	77-70	W	23-1-0	15-2-9	12-3-3	DNP	DNP	DNP	12-11-1	DNP	DNP	4-5-1	11-3-2
at Clemson	02/04/2025	89-86	Wot3	12-10-1	28-5-7	3-3-1	DNP	DNP	0-0-0	18-13-0	0-1-0	DNP	9-12-0	19-8-0
at Virginia	02/08/2025	61-75	L	0-3-1	20-6-5	DNP	DNP	DNP	4-4-2	15-5-2	DNP	DNP	4-2-0	18-3-1

Opponent	Date	Score		33	35	45
				SAN MIGUEL	NICHOLS,EM	ONWUCHEKWA
West Ga.	11/06/2024	85-62	W	DNP	DNP	4-7-0
North Florida	11/10/2024	93-105	L	DNP	DNP	4-1-0
Texas Southern	11/12/2024	81-62	W	DNP	DNP	0-9-1
Georgia	11/15/2024	69-77	L	DNP	DNP	7-11-2
Cincinnati	11/23/2024	58-81	L	DNP	0-0-0	6-4-1
Charleston So.	11/27/2024	91-67	W	DNP	DNP	6-2-2
Central Ark.	11/30/2024	87-68	W	DNP	DNP	4-6-1
at Oklahoma	12/03/2024	61-76	L	DNP	DNP	1-5-0
at North Carolina	12/07/2024	65-68	L	DNP	DNP	3-4-1
vs Northwestern	12/15/2024	60-71	L	DNP	DNP	0-0-0
UMBC	12/18/2024	91-82	W	DNP	DNP	DNP
Duke	12/21/2024	56-82	L	DNP	DNP	DNP
Alabama A&M	12/28/2024	92-49	W	4-0-0	2-2-0	DNP
Notre Dame	12/31/2024	86-75	W	DNP	DNP	DNP
Boston College	01/04/2025	85-64	W	DNP	DNP	DNP
at Syracuse	01/07/2025	55-62	L	DNP	DNP	DNP
at SMU	01/11/2025	71-93	L	DNP	DNP	DNP
Clemson	01/14/2025	59-70	L	DNP	DNP	DNP
at Florida St.	01/18/2025	78-91	L	DNP	DNP	DNP
Virginia Tech	01/22/2025	71-64	W	DNP	DNP	DNP
at Notre Dame	01/28/2025	68-71	L	DNP	DNP	DNP
Louisville	02/01/2025	77-70	W	DNP	DNP	DNP
at Clemson	02/04/2025	89-86	Wot3	DNP	DNP	DNP
at Virginia	02/08/2025	61-75	L	0-0-0	0-0-0	DNP

GAME NOTES



# 2024-25 SEASON STATISTICS - GEORGIA TECH GAME-BY-GAME

Opponent	Date	Score		Total		3-Pointers		Free throws		Rebounds				PF	A	TO	BLK	STL	PTS	AVG
				FG-FGA	PCT	3FG-3FGA	PCT	FT-FTA	PCT	OFF	DEF	TOT	AVG							
West Ga.	11/06/2024	85-62	W	33-68	.485	7-27	.259	12-17	.706	13	36	49	49.0	16	20	12	6	5	85	85.0
North Florida	11/10/2024	93-105	L	37-79	.468	13-29	.448	6-12	.500	13	25	38	43.5	20	22	10	2	4	93	89.0
Texas Southern	11/12/2024	81-62	W	22-58	.379	11-36	.306	26-34	.765	14	35	49	45.3	19	14	14	5	3	81	86.3
Georgia	11/15/2024	69-77	L	23-63	.365	6-23	.261	17-22	.773	10	24	34	42.5	28	11	13	3	5	69	82.0
Cincinnati	11/23/2024	58-81	L	21-59	.356	5-20	.250	11-20	.550	12	17	29	39.8	14	8	12	1	5	58	77.2
Charleston So.	11/27/2024	91-67	W	38-72	.528	3-11	.273	12-20	.600	13	29	42	40.2	26	18	7	1	10	91	79.5
Central Ark.	11/30/2024	87-68	W	29-61	.475	13-32	.406	16-20	.800	12	29	41	40.3	15	18	5	1	7	87	80.6
at Oklahoma	12/03/2024	61-76	L	22-53	.415	5-19	.263	12-18	.667	7	26	33	39.4	21	9	11	4	4	61	78.1
at North Carolina	12/07/2024	65-68	L	20-64	.313	8-27	.296	17-24	.708	11	26	37	39.1	20	9	14	4	5	65	76.7
vs Northwestern	12/15/2024	60-71	L	22-56	.393	7-24	.292	9-13	.692	8	34	42	39.4	15	14	16	4	1	60	75.0
UMBC	12/18/2024	91-82	W	32-61	.525	8-16	.500	19-29	.655	14	28	42	39.6	15	24	14	5	7	91	76.5
Duke	12/21/2024	56-82	L	21-58	.362	6-17	.353	8-10	.800	9	16	25	38.4	15	12	10	5	5	56	74.8
Alabama A&M	12/28/2024	92-49	W	33-61	.541	10-21	.476	16-21	.762	10	37	47	39.1	17	27	19	8	13	92	76.1
Notre Dame	12/31/2024	86-75	W	30-53	.566	8-20	.400	18-25	.720	9	21	30	38.4	14	17	8	4	5	86	76.8
Boston College	01/04/2025	85-64	W	31-53	.585	8-17	.471	15-27	.556	4	28	32	38.0	15	19	9	5	8	85	77.3
at Syracuse	01/07/2025	55-62	L	24-66	.364	4-21	.190	3-11	.273	12	27	39	38.1	13	8	13	5	12	55	75.9
at SMU	01/11/2025	71-93	L	27-59	.458	9-23	.391	8-14	.571	11	26	37	38.0	16	22	22	5	2	71	75.6
Clemson	01/14/2025	59-70	L	19-54	.352	7-20	.350	14-19	.737	12	24	36	37.9	17	10	14	2	6	59	74.7
at Florida St.	01/18/2025	78-91	L	26-60	.433	9-29	.310	17-24	.708	10	22	32	37.6	17	13	12	1	6	78	74.9
Virginia Tech	01/22/2025	71-64	W	24-51	.471	6-17	.353	17-26	.654	7	22	29	37.2	6	18	10	3	11	71	74.7
at Notre Dame	01/28/2025	68-71	L	27-55	.491	5-16	.313	9-11	.818	6	23	29	36.8	18	11	8	6	8	68	74.4
Louisville	02/01/2025	77-70	W	30-63	.476	8-24	.333	9-17	.529	8	22	30	36.5	18	16	9	1	10	77	74.5
at Clemson	02/04/2025	89-86	Wot3	35-83	.422	7-28	.250	12-25	.480	24	32	56	37.3	17	9	15	3	7	89	75.1
at Virginia	02/08/2025	61-75	L	24-53	.453	8-18	.444	5-9	.556	6	18	24	36.8	7	11	8	3	6	61	74.5
<b>Total</b>		<b>1789</b>		<b>650-1463</b>	<b>.444</b>	<b>181-535</b>	<b>.338</b>	<b>308-468</b>	<b>.658</b>	<b>255</b>	<b>627</b>	<b>882</b>	<b>36.8</b>	<b>399</b>	<b>360</b>	<b>285</b>	<b>87</b>	<b>155</b>	<b>1789</b>	<b>74.5</b>
Opponents		1771		624-1469	.425	209-585	.357	314-440	.714	254	623	877	36.5	409	339	278	76	155	1771	73.8

## Georgia Tech Averages

Games Played	Points/game	FG Pct	3FG Pct	FT Pct	Rebounds/game	Assists/game	Turnovers/game	Assist/Turnover ratio	Steals/game	Blocks/game
24	74.5	44.4	33.8	65.8	36.8	15.0	11.9	1.3	6.5	3.6

GAME NOTES

# 2024-25 SEASON STATISTICS - OPPONENTS GAME-BY-GAME

Opponent	Date	Score		FG-FGA	PCT	3FG-3FGA	PCT	FT-FTA	PCT	OFF	DEF	TOT	AVG	PF	A	TO	BLK	STL	PTS	AVG
West Ga.	11/06/2024	85-62	W	23-64	.359	6-15	.400	10-18	.556	6	19	25	25.0	15	10	8	6	6	62	62.0
North Florida	11/10/2024	93-105	L	37-69	.536	9-31	.290	22-29	.759	10	31	41	33.0	14	12	9	4	3	105	83.5
Texas Southern	11/12/2024	81-62	W	22-66	.333	6-14	.429	12-22	.545	14	27	41	35.7	24	12	12	2	8	62	76.3
Georgia	11/15/2024	69-77	L	26-56	.464	3-18	.167	22-31	.710	9	31	40	36.8	24	10	12	4	5	77	76.5
Cincinnati	11/23/2024	58-81	L	32-62	.516	9-22	.409	8-12	.667	9	27	36	36.6	20	16	12	5	4	81	77.4
Charleston So.	11/27/2024	91-67	W	17-56	.304	8-24	.333	25-35	.714	13	24	37	36.7	17	13	14	3	4	67	75.7
Central Ark.	11/30/2024	87-68	W	21-57	.368	14-32	.438	12-14	.857	6	22	28	35.4	13	12	8	3	3	68	74.6
at Oklahoma	12/03/2024	61-76	L	20-52	.385	10-28	.357	26-30	.867	9	28	37	35.6	16	7	7	1	8	76	74.8
at North Carolina	12/07/2024	65-68	L	23-59	.390	5-24	.208	17-21	.810	13	35	48	37.0	18	10	18	2	11	68	74.0
vs Northwestern	12/15/2024	60-71	L	26-65	.400	9-22	.409	10-16	.625	9	27	36	36.9	14	18	6	4	9	71	73.7
UMBC	12/18/2024	91-82	W	30-58	.517	10-25	.400	12-19	.632	5	21	26	35.9	19	18	13	0	9	82	74.5
Duke	12/21/2024	56-82	L	31-55	.564	10-25	.400	10-15	.667	8	28	36	35.9	13	20	10	3	5	82	75.1
Alabama A&M	12/28/2024	92-49	W	15-72	.208	8-33	.242	11-17	.647	20	19	39	36.2	17	11	19	2	11	49	73.1
Notre Dame	12/31/2024	86-75	W	27-62	.435	9-21	.429	12-14	.857	14	15	29	35.6	17	17	10	2	3	75	73.2
Boston College	01/04/2025	85-64	W	25-59	.424	5-15	.333	9-15	.600	8	23	31	35.3	21	14	13	2	3	64	72.6
at Syracuse	01/07/2025	55-62	L	26-63	.413	4-20	.200	6-9	.667	13	35	48	36.1	12	11	18	6	4	62	71.9
at SMU	01/11/2025	71-93	L	35-70	.500	14-28	.500	9-15	.600	13	24	37	36.2	17	25	10	5	15	93	73.2
Clemson	01/14/2025	59-70	L	23-52	.442	8-23	.348	16-20	.800	5	27	32	35.9	18	16	9	4	8	70	73.0
at Florida St.	01/18/2025	78-91	L	35-67	.522	9-27	.333	12-17	.706	12	27	39	36.1	18	19	8	5	8	91	73.9
Virginia Tech	01/22/2025	71-64	W	22-59	.373	11-26	.423	9-10	.900	14	25	39	36.3	17	13	17	0	5	64	73.5
at Notre Dame	01/28/2025	68-71	L	25-53	.472	10-23	.435	11-16	.688	8	24	32	36.0	13	10	10	0	4	71	73.3
Louisville	02/01/2025	77-70	W	25-55	.455	9-25	.360	11-19	.579	7	29	36	36.0	18	12	14	3	5	70	73.2
at Clemson	02/04/2025	89-86	Wot3	28-77	.364	12-37	.324	18-21	.857	16	30	46	36.5	21	12	13	8	9	86	73.7
at Virginia	02/08/2025	61-75	L	30-61	.492	11-27	.407	4-5	.800	13	25	38	36.5	13	21	8	2	5	75	73.8
<b>Total</b>		<b>1771</b>		<b>624-1469</b>	<b>.425</b>	<b>209-585</b>	<b>.357</b>	<b>314-440</b>	<b>.714</b>	<b>254</b>	<b>623</b>	<b>877</b>	<b>36.5</b>	<b>409</b>	<b>339</b>	<b>278</b>	<b>76</b>	<b>155</b>	<b>1771</b>	<b>73.8</b>
Georgia Tech		1789		650-1463	.444	181-535	.338	308-468	.658	255	627	882	36.8	399	360	285	87	155	1789	74.5

## Opponents Averages

Games Played	Points/game	FG Pct	3FG Pct	FT Pct	Rebounds/game	Assists/game	Turnovers/game	Assist/Turnover ratio	Steals/game	Blocks/game
24	73.8	42.5	35.7	71.4	36.5	14.1	11.6	1.2	6.5	3.2



# 2024-25 SEASON STATISTICS - INDIVIDUAL GAME-BY-GAME

## #0 TERRY, Lance

Opponent	Date	GS	MIN	Total		3-Pointers		Free throws		Rebounds				PF	A	TO	BLK	STL	PTS	AVG
				FG-FGA	PCT	3FG-3FGA	PCT	FT-FTA	PCT	OFF	DEF	TOT	AVG							
West Ga.	11/06/2024		23:32	4-7	.571	1-3	.333	0-0	.000	1	2	3	3.0	3	1	1	0	0	9	9.0
North Florida	11/10/2024		25:01	5-10	.500	4-7	.571	0-0	.000	0	3	3	3.0	2	1	3	0	1	14	11.5
Texas Southern	11/12/2024		24:38	3-8	.375	2-7	.286	5-6	.833	1	0	1	2.3	2	2	1	0	0	13	12.0
Georgia	11/15/2024		24:49	7-11	.636	2-5	.400	4-4	1.000	0	3	3	2.5	4	2	0	0	0	20	14.0
Cincinnati	11/23/2024		29:06	2-11	.182	0-4	.000	3-4	.750	1	0	1	2.2	0	0	2	0	2	7	12.6
Charleston So.	11/27/2024	*	36:40	7-10	.700	0-0	.000	1-3	.333	0	5	5	2.7	4	4	0	0	5	15	13.0
Central Ark.	11/30/2024	*	35:51	8-14	.571	5-10	.500	4-4	1.000	1	1	2	2.6	3	1	0	1	3	25	14.7
at Oklahoma	12/03/2024	*	37:07	5-14	.357	3-7	.429	1-1	1.000	1	2	3	2.6	1	0	2	0	0	14	14.6
vs North Carolina	12/07/2024	*	38:11	5-19	.263	5-13	.385	7-8	.875	1	3	4	2.8	4	2	2	0	1	22	15.4
at Northwestern	12/15/2024	*	34:28	7-16	.438	2-7	.286	1-2	.500	1	3	4	2.9	0	2	3	1	0	17	15.6
UMBC	12/18/2024	*	34:12	5-10	.500	3-5	.600	2-2	1.000	1	4	5	3.1	3	3	4	0	1	15	15.5
Duke	12/21/2024	*	31:36	3-9	.333	1-4	.250	0-0	.000	0	0	0	2.8	1	0	0	0	1	7	14.8
Alabama A&M	12/28/2024	*	32:17	8-14	.571	5-8	.625	1-2	.500	0	3	3	2.8	0	2	1	0	1	22	15.4
Notre Dame	12/31/2024	*	31:38	5-6	.833	2-3	.667	2-4	.500	1	1	2	2.8	0	0	0	0	2	14	15.3
Boston College	01/04/2025	*	32:34	7-12	.583	2-5	.400	4-8	.500	1	1	2	2.7	2	3	1	0	4	20	15.6
at Syracuse	01/07/2025	*	34:48	6-13	.462	3-8	.375	3-4	.750	0	1	1	2.6	0	1	3	2	1	18	15.8
at SMU	01/11/2025	*	30:11	5-15	.333	0-6	.000	0-0	.000	1	3	4	2.7	4	4	3	1	0	10	15.4
at Florida St.	01/18/2025	*	38:33	9-17	.529	2-6	.333	3-4	.750	0	1	1	2.6	1	2	2	0	1	23	15.8
at Notre Dame	01/28/2025	*	36:11	3-6	.500	1-2	.500	0-0	.000	0	2	2	2.6	4	1	0	0	1	7	15.4
Louisville	02/01/2025	*	36:39	9-20	.450	4-9	.444	1-2	.500	0	1	1	2.5	2	0	2	0	2	23	15.8
at Clemson	02/04/2025	*	52:16	5-21	.238	2-10	.200	0-0	.000	1	9	10	2.9	2	1	2	1	2	12	15.6
at Virginia	02/08/2025	*	32:06	0-4	.000	0-1	.000	0-2	.000	1	2	3	2.9	1	1	0	0	0	0	14.9
<b>Totals</b>		<b>17</b>	<b>732:24</b>	<b>118-267</b>	<b>.442</b>	<b>49-130</b>	<b>.377</b>	<b>42-60</b>	<b>.700</b>	<b>13</b>	<b>50</b>	<b>63</b>	<b>2.9</b>	<b>43</b>	<b>33</b>	<b>32</b>	<b>6</b>	<b>28</b>	<b>327</b>	<b>14.9</b>

## Player Averages

Games Played	Minutes/game	Points/game	FG Pct	3FG Pct	FT Pct	Rebounds/game	Assists/game	Turnovers/game	Assist/Turnover ratio	Steals/game	Blocks/game
22	33.3	14.9	44.2	37.7	70.0	2.9	1.5	1.5	1.0	1.3	0.3

# 2024-25 SEASON STATISTICS - INDIVIDUAL GAME-BY-GAME

## #1 GEORGE, Naithan

Opponent	Date	GS	MIN	Total		3-Pointers		Free throws		Rebounds				PF	A	TO	BLK	STL	PTS	AVG	
				FG-FGA	PCT	3FG-3FGA	PCT	FT-FTA	PCT	OFF	DEF	TOT	AVG								
West Ga.	11/06/2024	*	23:04	2-6	.333	1-3	.333	2-3	.667	0	1	1	1.0	1	7	1	0	0	7	7.0	
North Florida	11/10/2024	*	35:27	2-5	.400	1-3	.333	0-0	.000	0	6	6	3.5	3	7	1	0	1	5	6.0	
Texas Southern	11/12/2024	*	36:34	3-9	.333	3-8	.375	7-8	.875	1	2	3	3.3	0	6	3	0	1	16	9.3	
Georgia	11/15/2024	*	27:54	3-14	.214	0-5	.000	0-0	.000	0	0	0	2.5	2	3	4	1	1	6	8.5	
Cincinnati	11/23/2024	*	27:14	5-9	.556	3-6	.500	0-0	.000	0	0	0	2.0	1	1	2	0	0	13	9.4	
Charleston So.	11/27/2024	*	24:24	8-14	.571	1-1	1.000	0-0	.000	1	3	4	2.3	4	7	0	0	2	17	10.7	
Central Ark.	11/30/2024	*	34:07	5-15	.333	4-10	.400	2-2	1.000	0	4	4	2.6	0	11	1	0	1	16	11.4	
at Oklahoma	12/03/2024	*	37:37	3-8	.375	0-4	.000	2-3	.667	0	0	0	2.3	3	5	2	0	0	8	11.0	
at North Carolina	12/07/2024	*	39:02	4-14	.286	2-6	.333	2-2	1.000	1	7	8	2.9	1	4	5	1	2	12	11.1	
vs Northwestern	12/15/2024	*	30:00	1-6	.167	1-3	.333	0-0	.000	0	7	7	3.3	2	7	3	0	0	3	10.3	
UMBC	12/18/2024	*	28:29	5-9	.556	2-5	.400	6-6	1.000	0	3	3	3.3	2	8	3	0	2	18	11.0	
Duke	12/21/2024	*	26:09	2-10	.200	0-3	.000	0-0	.000	0	3	3	3.3	2	4	1	0	0	4	10.4	
Alabama A&M	12/28/2024	*	32:31	2-8	.250	0-4	.000	0-0	.000	1	5	6	3.5	3	9	3	1	1	4	9.9	
Notre Dame	12/31/2024	*	36:43	5-9	.556	1-3	.333	0-0	.000	0	5	5	3.6	1	6	2	1	0	11	10.0	
Boston College	01/04/2025	*	34:56	3-9	.333	1-3	.333	3-4	.750	0	3	3	3.5	2	10	2	0	2	10	10.0	
at Syracuse	01/07/2025	*	35:29	6-15	.400	1-7	.143	0-0	.000	1	4	5	3.6	1	5	2	2	0	13	10.2	
at SMU	01/11/2025	*	35:20	4-10	.400	2-5	.400	1-1	1.000	1	4	5	3.7	0	10	7	1	0	11	10.2	
Clemson	01/14/2025	*	37:27	5-11	.455	3-6	.500	0-1	.000	1	2	3	3.7	3	4	5	0	0	13	10.4	
at Florida St.	01/18/2025	*	38:26	4-12	.333	2-7	.286	0-2	.000	0	3	3	3.6	2	4	1	1	1	10	10.4	
Virginia Tech	01/22/2025	*	38:18	3-9	.333	2-6	.333	3-4	.750	0	4	4	3.7	1	7	3	0	3	11	10.4	
at Notre Dame	01/28/2025	*	37:47	9-11	.818	1-2	.500	1-1	1.000	0	6	6	3.8	1	5	0	2	3	20	10.9	
Louisville	02/01/2025	*	36:09	5-11	.455	1-4	.250	4-4	1.000	0	2	2	3.7	3	9	2	0	1	15	11.0	
at Clemson	02/04/2025	*	55:00	12-26	.462	2-10	.200	2-4	.500	2	3	5	3.7	1	7	8	0	0	28	11.8	
at Virginia	02/08/2025	*	38:56	6-15	.400	5-9	.556	3-4	.750	0	6	6	3.8	0	5	2	0	1	20	12.1	
<b>Totals</b>			<b>24</b>	<b>827:03</b>	<b>107-265</b>	<b>.404</b>	<b>39-123</b>	<b>.317</b>	<b>38-49</b>	<b>.776</b>	<b>9</b>	<b>83</b>	<b>92</b>	<b>3.8</b>	<b>39</b>	<b>151</b>	<b>63</b>	<b>10</b>	<b>22</b>	<b>291</b>	<b>12.1</b>

## Player Averages

Games Played	Minutes/game	Points/game	FG Pct	3FG Pct	FT Pct	Rebounds/game	Assists/game	Turnovers/game	Assist/Turnover ratio	Steals/game	Blocks/game
24	34.5	12.1	40.4	31.7	77.6	3.8	6.3	2.6	2.4	0.9	0.4

# 2024-25 SEASON STATISTICS - INDIVIDUAL GAME-BY-GAME

## #2 MCCOLLUM, Javian

Opponent	Date	GS	MIN	Total		3-Pointers		Free throws		Rebounds				PF	A	TO	BLK	STL	PTS	AVG
				FG-FGA	PCT	3FG-3FGA	PCT	FT-FTA	PCT	OFF	DEF	TOT	AVG							
West Ga.	11/06/2024	*	30:05	7-12	.583	3-6	.500	1-1	1.000	1	3	4	4.0	0	5	3	0	4	18	18.0
North Florida	11/10/2024	*	33:22	5-9	.556	2-4	.500	2-2	1.000	0	3	3	3.5	3	6	3	0	0	14	16.0
Texas Southern	11/12/2024	*	30:23	4-9	.444	2-5	.400	4-5	.800	0	5	5	4.0	2	1	4	1	0	14	15.3
Georgia	11/15/2024	*	31:36	3-9	.333	1-5	.200	6-7	.857	0	4	4	4.0	5	3	2	0	2	13	14.8
Cincinnati	11/23/2024	*	14:03	2-5	.400	1-2	.500	0-0	.000	0	2	2	3.6	0	2	2	0	0	5	12.8
vs Northwestern	12/15/2024		23:08	1-5	.200	1-4	.250	0-0	.000	0	2	2	3.3	2	2	1	0	1	3	11.2
UMBC	12/18/2024		18:08	1-3	.333	0-1	.000	3-4	.750	0	1	1	3.0	1	3	0	0	0	5	10.3
Duke	12/21/2024		14:09	2-3	.667	2-3	.667	0-0	.000	0	0	0	2.6	1	3	1	0	0	6	9.8
Alabama A&M	12/28/2024		15:54	5-11	.455	3-6	.500	5-5	1.000	0	1	1	2.4	2	2	2	0	1	18	10.7
Notre Dame	12/31/2024		34:35	7-13	.538	2-6	.333	5-5	1.000	0	1	1	2.3	0	6	1	0	3	21	11.7
Boston College	01/04/2025		30:16	6-9	.667	2-5	.400	6-6	1.000	0	5	5	2.5	2	4	0	0	2	20	12.5
at Syracuse	01/07/2025		26:50	3-13	.231	0-4	.000	0-0	.000	1	3	4	2.7	1	2	2	0	3	6	11.9
at SMU	01/11/2025		32:20	7-11	.636	5-8	.625	1-2	.500	1	3	4	2.8	0	5	2	1	0	20	12.5
Clemson	01/14/2025	*	37:59	3-11	.273	1-4	.250	4-4	1.000	0	0	0	2.6	1	5	2	0	1	11	12.4
at Florida St.	01/18/2025	*	36:51	7-17	.412	4-11	.364	2-3	.667	0	2	2	2.5	1	4	3	0	3	20	12.9
Virginia Tech	01/22/2025	*	37:27	5-16	.313	1-7	.143	5-6	.833	0	3	3	2.6	0	4	3	0	0	16	13.1
at Notre Dame	01/28/2025	*	34:46	3-8	.375	0-4	.000	1-1	1.000	0	4	4	2.6	4	4	0	0	1	7	12.8
Louisville	02/01/2025	*	37:57	5-11	.455	2-5	.400	0-1	.000	0	3	3	2.7	2	3	2	0	4	12	12.7
at Clemson	02/04/2025	*	13:46	1-2	.500	1-1	1.000	0-0	.000	0	3	3	2.7	0	1	2	0	0	3	12.2
<b>Totals</b>		<b>11</b>	<b>533:35</b>	<b>77-177</b>	<b>.435</b>	<b>33-91</b>	<b>.363</b>	<b>45-52</b>	<b>.865</b>	<b>3</b>	<b>48</b>	<b>51</b>	<b>2.7</b>	<b>27</b>	<b>65</b>	<b>35</b>	<b>2</b>	<b>25</b>	<b>232</b>	<b>12.2</b>

## Player Averages

Games Played	Minutes/game	Points/game	FG Pct	3FG Pct	FT Pct	Rebounds/game	Assists/game	Turnovers/game	Assist/Turnover ratio	Steals/game	Blocks/game
19	28.1	12.2	43.5	36.3	86.5	2.7	3.4	1.8	1.9	1.3	0.1

## #3 MUSTAF, Jaeden

Opponent	Date	GS	MIN	Total		3-Pointers		Free throws		Rebounds				PF	A	TO	BLK	STL	PTS	AVG
				FG-FGA	PCT	3FG-3FGA	PCT	FT-FTA	PCT	OFF	DEF	TOT	AVG							
West Ga.	11/06/2024		14:50	2-5	.400	0-0	.000	0-0	.000	1	1	2	2.0	0	2	0	0	0	4	4.0
Georgia	11/15/2024		10:48	0-3	.000	0-1	.000	1-2	.500	1	2	3	2.5	2	1	1	0	0	1	2.5
Cincinnati	11/23/2024		14:13	0-5	.000	0-0	.000	2-2	1.000	1	0	1	2.0	0	3	1	0	0	2	2.3
Charleston So.	11/27/2024		24:25	6-14	.429	0-0	.000	4-4	1.000	1	2	3	2.3	2	2	1	0	2	16	5.8
Central Ark.	11/30/2024		28:28	5-8	.625	1-2	.500	7-8	.875	2	2	4	2.6	3	2	1	0	2	18	8.2
at Oklahoma	12/03/2024		29:30	5-11	.455	1-2	.500	5-8	.625	1	1	2	2.5	4	2	2	0	0	16	9.5
at North Carolina	12/07/2024		31:32	2-7	.286	0-1	.000	2-2	1.000	2	2	4	2.7	4	1	4	0	0	6	9.0
vs Northwestern	12/15/2024		26:30	3-8	.375	1-3	.333	4-4	1.000	2	4	6	3.1	4	0	1	0	0	11	9.3
UMBC	12/18/2024	*	34:04	7-14	.500	1-3	.333	0-2	.000	1	4	5	3.3	4	5	1	0	1	15	9.9
Duke	12/21/2024	*	32:05	2-9	.222	1-1	1.000	0-0	.000	0	1	1	3.1	4	1	2	0	0	5	9.4
Alabama A&M	12/28/2024	*	26:47	4-7	.571	1-2	.500	4-4	1.000	1	6	7	3.5	3	6	2	0	5	13	9.7
Notre Dame	12/31/2024	*	23:45	1-5	.200	0-0	.000	3-4	.750	1	4	5	3.6	3	2	0	0	0	5	9.3
Boston College	01/04/2025	*	21:24	4-6	.667	0-0	.000	0-2	.000	0	2	2	3.5	1	0	1	0	0	8	9.2
at Syracuse	01/07/2025	*	23:01	4-8	.500	0-0	.000	0-3	.000	2	4	6	3.6	2	0	1	0	4	8	9.1
at SMU	01/11/2025	*	13:52	2-3	.667	0-0	.000	1-2	.500	0	0	0	3.4	5	0	3	1	0	5	8.9
Clemson	01/14/2025		25:51	3-8	.375	1-3	.333	5-7	.714	0	2	2	3.3	1	0	3	0	1	12	9.1
<b>Totals</b>		<b>7</b>	<b>381:06</b>	<b>50-121</b>	<b>.413</b>	<b>7-18</b>	<b>.389</b>	<b>38-54</b>	<b>.704</b>	<b>16</b>	<b>37</b>	<b>53</b>	<b>3.3</b>	<b>42</b>	<b>27</b>	<b>24</b>	<b>1</b>	<b>15</b>	<b>145</b>	<b>9.1</b>

## Player Averages

Games Played	Minutes/game	Points/game	FG Pct	3FG Pct	FT Pct	Rebounds/game	Assists/game	Turnovers/game	Assist/Turnover ratio	Steals/game	Blocks/game
16	23.8	9.1	41.3	38.9	70.4	3.3	1.7	1.5	1.1	0.9	0.1

# 2024-25 SEASON STATISTICS - INDIVIDUAL GAME-BY-GAME

## #9 O'BRIEN, Luke

Opponent	Date	GS	MIN	Total		3-Pointers		Free throws		Rebounds				PF	A	TO	BLK	STL	PTS	AVG	
				FG-FGA	PCT	3FG-3FGA	PCT	FT-FTA	PCT	OFF	DEF	TOT	AVG								
West Ga.	11/06/2024	*	21:46	4-9	.444	0-4	.000	0-1	.000	1	9	10	10.0	1	1	2	0	0	8	8.0	
North Florida	11/10/2024	*	27:35	6-10	.600	1-3	.333	2-2	1.000	3	5	8	9.0	3	1	1	0	0	15	11.5	
Georgia	11/15/2024		23:24	2-4	.500	2-3	.667	0-0	.000	3	3	6	8.0	5	0	1	1	0	6	9.7	
Cincinnati	11/23/2024		22:43	2-5	.400	0-1	.000	0-0	.000	2	3	5	7.3	2	0	0	1	0	4	8.3	
Charleston So.	11/27/2024		18:13	1-3	.333	1-2	.500	0-0	.000	0	3	3	6.4	1	1	1	0	1	3	7.2	
Central Ark.	11/30/2024	*	17:05	3-7	.429	2-6	.333	0-0	.000	1	1	2	5.7	3	1	0	0	0	8	7.3	
at Oklahoma	12/03/2024	*	26:28	3-3	1.000	1-1	1.000	0-0	.000	0	4	4	5.4	2	1	1	0	1	7	7.3	
at North Carolina	12/07/2024	*	13:28	0-2	.000	0-2	.000	0-0	.000	0	0	0	4.8	3	0	1	0	0	0	6.4	
vs Northwestern	12/15/2024	*	22:00	1-6	.167	0-4	.000	4-4	1.000	1	1	2	4.4	1	0	1	0	0	6	6.3	
UMBC	12/18/2024		18:45	2-2	1.000	2-2	1.000	1-2	.500	1	3	4	4.4	2	1	0	0	0	7	6.4	
<b>Totals</b>			<b>6</b>	<b>211:27</b>	<b>24-51</b>	<b>.471</b>	<b>9-28</b>	<b>.321</b>	<b>7-9</b>	<b>.778</b>	<b>12</b>	<b>32</b>	<b>44</b>	<b>4.4</b>	<b>23</b>	<b>6</b>	<b>8</b>	<b>2</b>	<b>2</b>	<b>64</b>	<b>6.4</b>

## Player Averages

Games Played	Minutes/game	Points/game	FG Pct	3FG Pct	FT Pct	Rebounds/game	Assists/game	Turnovers/game	Assist/Turnover ratio	Steals/game	Blocks/game
10	21.1	6.4	47.1	32.1	77.8	4.4	0.6	0.8	0.8	0.2	0.2

## #10 SUTTON, Darrion

Opponent	Date	GS	MIN	Total		3-Pointers		Free throws		Rebounds				PF	A	TO	BLK	STL	PTS	AVG	
				FG-FGA	PCT	3FG-3FGA	PCT	FT-FTA	PCT	OFF	DEF	TOT	AVG								
West Ga.	11/06/2024		06:33	0-1	.000	0-1	.000	0-0	.000	0	0	0	0.0	2	0	1	0	0	0	0.0	
vs Northwestern	12/15/2024		03:15	0-0	.000	0-0	.000	0-0	.000	0	0	0	0.0	0	0	0	0	0	0	0.0	
UMBC	12/18/2024		11:20	1-1	1.000	0-0	.000	2-4	.500	1	2	3	1.0	1	0	0	1	0	4	1.3	
Duke	12/21/2024		11:52	0-1	.000	0-1	.000	1-2	.500	0	0	0	0.8	0	0	0	0	0	1	1.3	
Alabama A&M	12/28/2024		13:25	0-1	.000	0-0	.000	3-4	.750	0	4	4	1.4	0	1	0	1	2	3	1.6	
Virginia Tech	01/22/2025		04:12	0-2	.000	0-0	.000	0-0	.000	0	0	0	1.2	0	0	0	0	1	0	1.3	
at Clemson	02/04/2025		03:59	0-0	.000	0-0	.000	0-0	.000	0	0	0	1.0	3	0	0	0	0	0	1.1	
at Virginia	02/08/2025		22:56	2-6	.333	0-2	.000	0-0	.000	1	3	4	1.4	0	2	1	1	1	4	1.5	
<b>Totals</b>			<b>0</b>	<b>77:32</b>	<b>3-12</b>	<b>.250</b>	<b>0-4</b>	<b>.000</b>	<b>6-10</b>	<b>.600</b>	<b>2</b>	<b>9</b>	<b>11</b>	<b>1.4</b>	<b>6</b>	<b>3</b>	<b>2</b>	<b>3</b>	<b>4</b>	<b>12</b>	<b>1.5</b>

## Player Averages

Games Played	Minutes/game	Points/game	FG Pct	3FG Pct	FT Pct	Rebounds/game	Assists/game	Turnovers/game	Assist/Turnover ratio	Steals/game	Blocks/game
8	9.7	1.5	25.0	0.0	60.0	1.4	0.4	0.3	1.5	0.5	0.4

GAME NOTES

# 2024-25 SEASON STATISTICS - INDIVIDUAL GAME-BY-GAME

## #11 NDONGO, Baye

Opponent	Date	GS	MIN	Total		3-Pointers		Free throws		Rebounds				PF	A	TO	BLK	STL	PTS	AVG	
				FG-FGA	PCT	3FG-3FGA	PCT	FT-FTA	PCT	OFF	DEF	TOT	AVG								
West Ga.	11/06/2024	*	23:32	3-5	.600	0-0	.000	4-6	.667	1	6	7	7.0	2	4	2	3	0	10	10.0	
North Florida	11/10/2024	*	28:50	9-18	.500	1-1	1.000	1-3	.333	3	7	10	8.5	4	3	1	0	1	20	15.0	
Texas Southern	11/12/2024	*	32:51	5-10	.500	1-1	1.000	8-10	.800	4	7	11	9.3	4	1	2	0	1	19	16.3	
Georgia	11/15/2024	*	36:27	4-11	.364	0-0	.000	6-6	1.000	0	4	4	8.0	3	0	1	1	1	14	15.8	
Cincinnati	11/23/2024	*	24:03	2-4	.500	0-0	.000	1-4	.250	1	5	6	7.6	3	1	3	0	0	5	13.6	
Charleston So.	11/27/2024	*	18:47	8-10	.800	0-1	.000	1-3	.333	3	5	8	7.7	4	1	3	0	0	17	14.2	
Central Ark.	11/30/2024	*	28:08	5-9	.556	0-0	.000	3-4	.750	2	7	9	7.9	3	0	0	0	0	13	14.0	
at Oklahoma	12/03/2024	*	13:42	2-5	.400	0-0	.000	0-0	.000	0	4	4	7.4	5	0	2	0	0	4	12.8	
at North Carolina	12/07/2024	*	34:36	7-13	.538	0-1	.000	5-10	.500	3	9	12	7.9	2	1	1	1	0	19	13.4	
vs Northwestern	12/15/2024	*	18:51	2-4	.500	0-0	.000	0-2	.000	1	4	5	7.6	2	0	3	1	0	4	12.5	
UMBC	12/18/2024	*	29:25	7-15	.467	0-0	.000	3-5	.600	6	3	9	7.7	1	4	3	1	3	17	12.9	
Duke	12/21/2024	*	31:24	6-11	.545	1-2	.500	1-1	1.000	0	1	1	7.2	3	4	3	2	1	14	13.0	
Alabama A&M	12/28/2024	*	18:49	4-5	.800	0-0	.000	2-4	.500	2	4	6	7.1	4	4	6	1	3	10	12.8	
Notre Dame	12/31/2024	*	20:19	4-4	1.000	0-0	.000	2-4	.500	2	4	6	7.0	5	1	3	1	0	10	12.6	
Boston College	01/04/2025	*	20:55	6-9	.667	0-0	.000	2-3	.667	2	2	4	6.8	4	1	3	1	0	14	12.7	
at Syracuse	01/07/2025	*	28:14	3-9	.333	0-1	.000	0-1	.000	2	6	8	6.9	2	0	2	0	3	6	12.3	
at SMU	01/11/2025	*	22:42	1-3	.333	0-0	.000	4-5	.800	1	6	7	6.9	2	1	3	0	0	6	11.9	
Clemson	01/14/2025	*	37:49	5-11	.455	1-2	.500	3-5	.600	4	8	12	7.2	3	1	2	1	3	14	12.0	
at Florida St.	01/18/2025	*	26:13	1-3	.333	0-0	.000	1-1	1.000	2	10	12	7.4	5	1	2	0	0	3	11.5	
Virginia Tech	01/22/2025	*	38:21	6-8	.750	0-0	.000	2-5	.400	2	7	9	7.5	3	4	3	1	5	14	11.7	
at Notre Dame	01/28/2025	*	30:09	3-12	.250	0-1	.000	4-5	.800	1	6	7	7.5	5	1	1	0	1	10	11.6	
Louisville	02/01/2025	*	31:40	6-9	.667	0-1	.000	0-2	.000	4	7	11	7.6	5	1	3	1	1	12	11.6	
at Clemson	02/04/2025	*	52:23	6-11	.545	0-0	.000	6-10	.600	6	7	13	7.9	4	0	1	2	3	18	11.9	
at Virginia	02/08/2025	*	33:24	7-13	.538	0-0	.000	1-1	1.000	2	3	5	7.8	1	2	3	1	1	15	12.0	
<b>Totals</b>			<b>24</b>	<b>681:33</b>	<b>112-212</b>	<b>.528</b>	<b>4-11</b>	<b>.364</b>	<b>60-100</b>	<b>.600</b>	<b>54</b>	<b>132</b>	<b>186</b>	<b>7.8</b>	<b>79</b>	<b>36</b>	<b>56</b>	<b>18</b>	<b>27</b>	<b>288</b>	<b>12.0</b>

## Player Averages

Games Played	Minutes/game	Points/game	FG Pct	3FG Pct	FT Pct	Rebounds/game	Assists/game	Turnovers/game	Assist/Turnover ratio	Steals/game	Blocks/game
24	28.4	12.0	52.8	36.4	60.0	7.8	1.5	2.3	0.6	1.1	0.8

# 2024-25 SEASON STATISTICS - INDIVIDUAL GAME-BY-GAME

## #12 MUTOMBO, Ryan

Opponent	Date	GS	MIN	Total		3-Pointers		Free throws		Rebounds				PF	A	TO	BLK	STL	PTS	AVG
				FG-FGA	PCT	3FG-3FGA	PCT	FT-FTA	PCT	OFF	DEF	TOT	AVG							
vs Northwestern	12/15/2024		21:33	5-8	.625	0-0	.000	0-1	.000	1	6	7	7.0	1	1	1	2	0	10	10.0
UMBC	12/18/2024	*	13:09	2-5	.400	0-0	.000	2-3	.667	3	4	7	7.0	1	0	2	2	0	6	8.0
Duke	12/21/2024	*	14:40	1-3	.333	0-0	.000	0-0	.000	3	3	6	6.7	2	0	1	2	0	2	6.0
Alabama A&M	12/28/2024	*	10:56	1-1	1.000	0-0	.000	0-0	.000	2	0	2	5.5	0	1	1	0	0	2	5.0
Notre Dame	12/31/2024	*	12:09	1-1	1.000	0-0	.000	0-0	.000	1	2	3	5.0	1	0	0	0	0	2	4.4
Boston College	01/04/2025	*	11:56	0-1	.000	0-0	.000	0-0	.000	0	4	4	4.8	0	0	0	0	0	0	3.7
at Syracuse	01/07/2025	*	14:46	1-3	.333	0-0	.000	0-1	.000	1	2	3	4.6	1	0	0	1	0	2	3.4
at SMU	01/11/2025	*	16:25	2-6	.333	0-0	.000	0-0	.000	1	1	2	4.3	1	0	0	0	0	4	3.5
Clemson	01/14/2025		04:53	0-0	.000	0-0	.000	0-0	.000	0	2	2	4.0	0	0	0	0	1	0	3.1
Virginia Tech	01/22/2025		09:53	1-2	.500	0-0	.000	0-0	.000	0	0	0	3.6	1	1	0	1	0	2	3.0
at Notre Dame	01/28/2025		02:43	1-3	.333	0-0	.000	0-0	.000	1	0	1	3.4	0	0	0	0	0	2	2.9
at Clemson	02/04/2025		06:27	0-0	.000	0-0	.000	0-0	.000	1	0	1	3.2	0	0	0	0	0	0	2.7
<b>Totals</b>		<b>7</b>	<b>139:30</b>	<b>15-33</b>	<b>.455</b>	<b>0-0</b>	<b>.000</b>	<b>2-5</b>	<b>.400</b>	<b>14</b>	<b>24</b>	<b>38</b>	<b>3.2</b>	<b>8</b>	<b>3</b>	<b>5</b>	<b>8</b>	<b>1</b>	<b>32</b>	<b>2.7</b>

## Player Averages

Games Played	Minutes/game	Points/game	FG Pct	3FG Pct	FT Pct	Rebounds/game	Assists/game	Turnovers/game	Assist/Turnover ratio	Steals/game	Blocks/game
12	11.6	2.7	45.5	0.0	40.0	3.2	0.3	0.4	0.6	0.1	0.7

## #14 REEVES JR., Kowacie

Opponent	Date	GS	MIN	Total		3-Pointers		Free throws		Rebounds				PF	A	TO	BLK	STL	PTS	AVG
				FG-FGA	PCT	3FG-3FGA	PCT	FT-FTA	PCT	OFF	DEF	TOT	AVG							
West Ga.	11/06/2024	*	25:28	6-13	.462	1-5	.200	2-2	1.000	1	3	4	4.0	1	0	0	3	1	15	15.0
North Florida	11/10/2024	*	30:49	6-12	.500	4-9	.444	1-2	.500	1	0	1	2.5	4	3	0	2	1	17	16.0
Texas Southern	11/12/2024	*	32:30	6-17	.353	3-11	.273	0-0	.000	2	5	7	4.0	2	3	2	2	1	15	15.7
Georgia	11/15/2024	*	19:27	1-6	.167	0-2	.000	0-0	.000	0	0	0	3.0	2	0	0	0	0	2	12.3
Cincinnati	11/23/2024	*	21:08	1-6	.167	1-4	.250	0-1	.000	0	1	1	2.6	2	0	1	0	1	3	10.4
Charleston So.	11/27/2024	*	13:49	2-3	.667	0-1	.000	0-0	.000	2	0	2	2.5	1	0	0	0	0	4	9.3
<b>Totals</b>		<b>6</b>	<b>143:11</b>	<b>22-57</b>	<b>.386</b>	<b>9-32</b>	<b>.281</b>	<b>3-5</b>	<b>.600</b>	<b>6</b>	<b>9</b>	<b>15</b>	<b>2.5</b>	<b>12</b>	<b>6</b>	<b>3</b>	<b>7</b>	<b>4</b>	<b>56</b>	<b>9.3</b>

## Player Averages

Games Played	Minutes/game	Points/game	FG Pct	3FG Pct	FT Pct	Rebounds/game	Assists/game	Turnovers/game	Assist/Turnover ratio	Steals/game	Blocks/game
6	23.9	9.3	38.6	28.1	60.0	2.5	1.0	0.5	2.0	0.7	1.2

GAME NOTES



# 2024-25 SEASON STATISTICS - INDIVIDUAL GAME-BY-GAME

## #30 SQUARE, Ibrahim

Opponent	Date	GS	MIN	Total		3-Pointers		Free throws		Rebounds				PF	A	TO	BLK	STL	PTS	AVG
				FG-FGA	PCT	3FG-3FGA	PCT	FT-FTA	PCT	OFF	DEF	TOT	AVG							
West Ga.	11/06/2024		04:02	0-0	.000	0-0	.000	1-2	.500	0	3	3	3.0	0	0	0	0	0	1	1.0
Texas Southern	11/12/2024		06:48	0-0	.000	0-0	.000	0-0	.000	3	2	5	4.0	4	0	2	0	0	0	0.5
Georgia	11/15/2024		00:42	0-0	.000	0-0	.000	0-0	.000	0	0	0	2.7	2	0	0	0	0	0	0.3
Cincinnati	11/23/2024		03:24	1-1	1.000	0-0	.000	1-4	.250	1	0	1	2.3	0	0	0	0	0	3	1.0
Charleston So.	11/27/2024		17:01	2-4	.500	0-0	.000	2-4	.500	2	2	4	2.6	4	0	1	0	0	6	2.0
Central Ark.	11/30/2024		13:37	0-1	.000	0-1	.000	0-0	.000	1	2	3	2.7	2	0	0	0	0	0	1.7
at Oklahoma	12/03/2024		00:30	0-0	.000	0-0	.000	0-0	.000	0	0	0	2.3	0	0	0	0	0	0	1.4
at North Carolina	12/07/2024		03:25	0-0	.000	0-0	.000	0-0	.000	0	0	0	2.0	0	0	0	0	0	0	1.3
Duke	12/21/2024		13:55	2-2	1.000	0-0	.000	0-0	.000	0	4	4	2.2	2	0	1	1	1	4	1.6
Alabama A&M	12/28/2024		18:60	4-5	.800	0-0	.000	0-0	.000	3	3	6	2.6	3	0	0	2	0	8	2.2
Notre Dame	12/31/2024		13:44	1-2	.500	0-0	.000	0-0	.000	0	1	1	2.5	1	0	0	1	0	2	2.2
Boston College	01/04/2025		23:13	1-2	.500	0-0	.000	0-4	.000	0	6	6	2.8	3	1	1	4	0	2	2.2
at Syracuse	01/07/2025		16:42	0-1	.000	0-0	.000	0-0	.000	1	3	4	2.8	3	0	0	0	1	0	2.0
at SMU	01/11/2025		15:43	1-1	1.000	0-0	.000	0-0	.000	0	0	0	2.6	4	1	1	0	0	2	2.0
Clemson	01/14/2025	*	21:29	0-1	.000	0-0	.000	0-0	.000	2	4	6	2.9	4	0	0	1	0	0	1.9
at Florida St.	01/18/2025	*	27:15	1-1	1.000	0-0	.000	0-2	.000	1	1	2	2.8	4	0	2	0	0	2	1.9
Virginia Tech	01/22/2025	*	31:49	2-3	.667	0-0	.000	1-2	.500	1	4	5	2.9	1	1	1	1	0	5	2.1
at Notre Dame	01/28/2025	*	24:17	2-4	.500	0-0	.000	0-0	.000	2	3	5	3.1	3	0	1	3	1	4	2.2
Louisville	02/01/2025	*	24:30	2-2	1.000	0-0	.000	0-3	.000	1	4	5	3.2	3	1	0	0	0	4	2.3
at Clemson	02/04/2025	*	42:30	3-4	.750	0-0	.000	3-6	.500	7	5	12	3.6	3	0	1	0	1	9	2.6
at Virginia	02/08/2025	*	33:07	2-3	.667	0-0	.000	0-0	.000	0	2	2	3.5	4	0	0	0	1	4	2.7
<b>Totals</b>		<b>7</b>	<b>356:41</b>	<b>24-37</b>	<b>.649</b>	<b>0-1</b>	<b>.000</b>	<b>8-27</b>	<b>.296</b>	<b>25</b>	<b>49</b>	<b>74</b>	<b>3.5</b>	<b>50</b>	<b>4</b>	<b>11</b>	<b>13</b>	<b>5</b>	<b>56</b>	<b>2.7</b>

## Player Averages

Games Played	Minutes/game	Points/game	FG Pct	3FG Pct	FT Pct	Rebounds/game	Assists/game	Turnovers/game	Assist/Turnover ratio	Steals/game	Blocks/game
21	17.0	2.7	64.9	0.0	29.6	3.5	0.2	0.5	0.4	0.2	0.6

# 2024-25 SEASON STATISTICS - INDIVIDUAL GAME-BY-GAME

## #31 POWELL, Duncan

Opponent	Date	GS	MIN	Total		3-Pointers		Free throws		Rebounds				PF	A	TO	BLK	STL	PTS	AVG
				FG-FGA	PCT	3FG-3FGA	PCT	FT-FTA	PCT	OFF	DEF	TOT	AVG							
West Ga.	11/06/2024		16:07	3-5	.600	1-3	.333	2-2	1.000	1	0	1	1.0	3	0	0	0	0	9	9.0
North Florida	11/10/2024		12:26	2-10	.200	0-2	.000	0-3	.000	5	1	6	3.5	1	1	1	0	0	4	6.5
Texas Southern	11/12/2024		09:13	1-3	.333	0-2	.000	2-2	1.000	0	2	2	3.0	1	0	0	0	0	4	5.7
Cincinnati	11/23/2024		22:39	3-6	.500	0-1	.000	4-5	.800	1	2	3	3.0	1	0	0	0	1	10	6.8
Charleston So.	11/27/2024		25:14	2-6	.333	0-3	.000	3-4	.750	2	6	8	4.0	1	1	1	1	0	7	6.8
Central Ark.	11/30/2024		23:24	1-3	.333	1-2	.500	0-2	.000	2	7	9	4.8	0	2	2	0	1	3	6.2
at Oklahoma	12/03/2024		30:45	4-9	.444	0-2	.000	3-4	.750	3	9	12	5.9	2	1	0	1	1	11	6.9
at North Carolina	12/07/2024		21:03	1-4	.250	0-2	.000	1-2	.500	1	1	2	5.4	2	0	1	1	2	3	6.4
vs Northwestern	12/15/2024		12:22	2-2	1.000	2-2	1.000	0-0	.000	0	5	5	5.3	0	2	2	0	0	6	6.3
UMBC	12/18/2024		12:28	2-2	1.000	0-0	.000	0-1	.000	1	3	4	5.2	0	0	1	1	0	4	6.1
Duke	12/21/2024		24:10	3-10	.300	1-3	.333	6-7	.857	2	3	5	5.2	0	0	0	0	2	13	6.7
Alabama A&M	12/28/2024		23:29	2-2	1.000	1-1	1.000	1-2	.500	0	7	7	5.3	2	2	1	2	0	6	6.7
Notre Dame	12/31/2024		27:07	6-13	.462	3-8	.375	6-8	.750	1	2	3	5.2	3	2	1	1	0	21	7.8
Boston College	01/04/2025		24:46	4-5	.800	3-4	.750	0-0	.000	1	4	5	5.1	1	0	0	0	0	11	8.0
at Syracuse	01/07/2025		20:10	1-4	.250	0-1	.000	0-2	.000	3	2	5	5.1	3	0	2	0	0	2	7.6
at SMU	01/11/2025		33:27	5-10	.500	2-4	.500	1-4	.250	3	8	11	5.5	0	1	1	1	2	13	7.9
Clemson	01/14/2025	*	34:33	3-12	.250	1-5	.200	2-2	1.000	2	5	7	5.6	5	0	1	0	0	9	8.0
at Florida St.	01/18/2025		32:42	4-10	.400	1-5	.200	11-12	.917	3	3	6	5.6	4	2	2	0	1	20	8.7
Virginia Tech	01/22/2025	*	40:00	7-11	.636	3-4	.750	6-9	.667	3	3	6	5.6	0	1	0	0	2	23	9.4
at Notre Dame	01/28/2025		34:07	6-11	.545	3-7	.429	3-4	.750	1	2	3	5.5	1	0	5	1	1	18	9.9
Louisville	02/01/2025		33:05	3-10	.300	1-5	.200	4-5	.800	0	3	3	5.4	3	2	0	0	2	11	9.9
at Clemson	02/04/2025		48:39	8-19	.421	2-7	.286	1-5	.200	3	5	8	5.5	4	0	1	0	1	19	10.3
at Virginia	02/08/2025	*	37:23	7-12	.583	3-6	.500	1-2	.500	1	2	3	5.4	1	1	1	1	2	18	10.7
<b>Totals</b>		<b>3</b>	<b>599:19</b>	<b>80-179</b>	<b>.447</b>	<b>28-79</b>	<b>.354</b>	<b>57-87</b>	<b>.655</b>	<b>39</b>	<b>85</b>	<b>124</b>	<b>5.4</b>	<b>38</b>	<b>18</b>	<b>23</b>	<b>10</b>	<b>18</b>	<b>245</b>	<b>10.7</b>

## Player Averages

Games Played	Minutes/ game	Points/ game	FG Pct	3FG Pct	FT Pct	Rebounds/ game	Assists/ game	Turnovers/ game	Assist/Turnover ratio	Steals/ game	Blocks/ game
23	26.1	10.7	44.7	35.4	65.5	5.4	0.8	1.0	0.8	0.8	0.4

# 2024-25 SEASON STATISTICS - INDIVIDUAL GAME-BY-GAME

## #33 SAN MIGUEL, Marcos

Opponent	Date	GS	MIN	Total		3-Pointers		Free throws		Rebounds				PF	A	TO	BLK	STL	PTS	AVG
				FG-FGA	PCT	3FG-3FGA	PCT	FT-FTA	PCT	OFF	DEF	TOT	AVG							
Alabama A&M	12/28/2024		03:26	2-5	.400	0-0	.000	0-0	.000	0	0	0	0.0	0	0	1	0	0	4	4.0
at Virginia	02/08/2025		01:04	0-0	.000	0-0	.000	0-0	.000	0	0	0	0.0	0	0	0	0	0	0	2.0
<b>Totals</b>		<b>0</b>	<b>04:30</b>	<b>2-5</b>	<b>.400</b>	<b>0-0</b>	<b>.000</b>	<b>0-0</b>	<b>.000</b>	<b>0</b>	<b>0</b>	<b>0</b>	<b>0.0</b>	<b>0</b>	<b>0</b>	<b>1</b>	<b>0</b>	<b>0</b>	<b>4</b>	<b>2.0</b>

### Player Averages

Games Played	Minutes/game	Points/game	FG Pct	3FG Pct	FT Pct	Rebounds/game	Assists/game	Turnovers/game	Assist/Turnover ratio	Steals/game	Blocks/game
2	2.3	2.0	40.0	0.0	0.0	0.0	0.0	0.5	0.0	0.0	0.0

## #35 NICHOLS, Emmer

Opponent	Date	GS	MIN	Total		3-Pointers		Free throws		Rebounds				PF	A	TO	BLK	STL	PTS	AVG
				FG-FGA	PCT	3FG-3FGA	PCT	FT-FTA	PCT	OFF	DEF	TOT	AVG							
Cincinnati	11/23/2024		00:53	0-0	.000	0-0	.000	0-0	.000	0	0	0	0.0	0	0	0	0	0	0	0.0
Alabama A&M	12/28/2024		03:26	1-2	.500	0-0	.000	0-0	.000	1	1	2	1.0	0	0	1	1	0	2	1.0
at Virginia	02/08/2025		01:04	0-0	.000	0-0	.000	0-0	.000	0	0	0	0.7	0	0	1	0	0	0	0.7
<b>Totals</b>		<b>0</b>	<b>05:23</b>	<b>1-2</b>	<b>.500</b>	<b>0-0</b>	<b>.000</b>	<b>0-0</b>	<b>.000</b>	<b>1</b>	<b>1</b>	<b>2</b>	<b>0.7</b>	<b>0</b>	<b>0</b>	<b>2</b>	<b>1</b>	<b>0</b>	<b>2</b>	<b>0.7</b>

### Player Averages

Games Played	Minutes/game	Points/game	FG Pct	3FG Pct	FT Pct	Rebounds/game	Assists/game	Turnovers/game	Assist/Turnover ratio	Steals/game	Blocks/game
3	1.8	0.7	50.0	0.0	0.0	0.7	0.0	0.7	0.0	0.0	0.3

## #45 ONWUCHEKWA, Doryan

Opponent	Date	GS	MIN	Total		3-Pointers		Free throws		Rebounds				PF	A	TO	BLK	STL	PTS	AVG
				FG-FGA	PCT	3FG-3FGA	PCT	FT-FTA	PCT	OFF	DEF	TOT	AVG							
West Ga.	11/06/2024		11:01	2-5	.400	0-2	.000	0-0	.000	3	4	7	7.0	3	0	0	0	0	4	4.0
North Florida	11/10/2024		06:30	2-5	.400	0-0	.000	0-0	.000	1	0	1	4.0	0	0	0	0	0	4	4.0
Texas Southern	11/12/2024	*	27:03	0-2	.000	0-2	.000	0-3	.000	2	7	9	5.7	4	1	0	2	0	0	2.7
Georgia	11/15/2024	*	24:54	3-5	.600	1-2	.500	0-3	.000	4	7	11	7.0	3	2	2	0	1	7	3.8
Cincinnati	11/23/2024	*	20:34	3-7	.429	0-2	.000	0-0	.000	2	2	4	6.4	5	1	0	0	1	6	4.2
Charleston So.	11/27/2024	*	21:27	2-8	.250	1-3	.333	1-2	.500	1	1	2	5.7	5	2	0	0	0	6	4.5
Central Ark.	11/30/2024	*	19:20	2-4	.500	0-1	.000	0-0	.000	2	4	6	5.7	1	1	0	0	0	4	4.4
at Oklahoma	12/03/2024	*	24:21	0-3	.000	0-3	.000	1-2	.500	2	3	5	5.6	4	0	1	3	2	1	4.0
at North Carolina	12/07/2024	*	18:43	1-5	.200	1-2	.500	0-0	.000	1	3	4	5.4	4	1	0	1	0	3	3.9
vs Northwestern	12/15/2024	*	07:53	0-1	.000	0-1	.000	0-0	.000	0	0	0	4.9	3	0	0	0	0	0	3.5
<b>Totals</b>		<b>8</b>	<b>181:46</b>	<b>15-45</b>	<b>.333</b>	<b>3-18</b>	<b>.167</b>	<b>2-10</b>	<b>.200</b>	<b>18</b>	<b>31</b>	<b>49</b>	<b>4.9</b>	<b>32</b>	<b>8</b>	<b>4</b>	<b>6</b>	<b>4</b>	<b>35</b>	<b>3.5</b>

### Player Averages

Games Played	Minutes/game	Points/game	FG Pct	3FG Pct	FT Pct	Rebounds/game	Assists/game	Turnovers/game	Assist/Turnover ratio	Steals/game	Blocks/game
10	18.2	3.5	33.3	16.7	20.0	4.9	0.8	0.4	2.0	0.4	0.6

# 2024-25 TEAM HIGHS & LOWS

## Georgia Tech - Game Highs

<b>POINTS</b>	93	North Florida (11/10/2024)
	92	Alabama A&M (12/28/2024)
	91	UMBC (12/18/2024)
	91	Charleston So. (11/27/2024)
	89	at Clemson (02/04/2025)
<b>FIELD GOALS MADE</b>	38	Charleston So. (11/27/2024)
	37	North Florida (11/10/2024)
<b>FIELD GOAL ATTEMPTS</b>	83	at Clemson (02/04/2025)
	79	North Florida (11/10/2024)
<b>FIELD GOAL PERCENTAGE</b>	.585 (31-53)	Boston College (01/04/2025)
	.566 (30-53)	Notre Dame (12/31/2024)
<b>3 PT FG MADE</b>	13	Central Ark. (11/30/2024)
	13	North Florida (11/10/2024)
<b>3 PT FG ATTEMPTS</b>	36	Texas Southern (11/12/2024)
	32	Central Ark. (11/30/2024)
<b>3 PT FG PERCENTAGE</b>	.500 (8-16)	UMBC (12/18/2024)
	.476 (10-21)	Alabama A&M (12/28/2024)
<b>FREE THROWS MADE</b>	26	Texas Southern (11/12/2024)
	19	UMBC (12/18/2024)
<b>FREE THROW ATTEMPTS</b>	34	Texas Southern (11/12/2024)
	29	UMBC (12/18/2024)
<b>FREE THROW PERCENTAGE</b>	.818 (9-11)	at Notre Dame (01/28/2025)
	.800 (16-20)	Central Ark. (11/30/2024)
	.800 (8-10)	Duke (12/21/2024)
<b>REBOUNDS</b>	56	at Clemson (02/04/2025)
	49	Texas Southern (11/12/2024)
	49	West Ga. (11/06/2024)
<b>ASSISTS</b>	27	Alabama A&M (12/28/2024)
	24	UMBC (12/18/2024)
<b>STEALS</b>	13	Alabama A&M (12/28/2024)
	12	at Syracuse (01/07/2025)
<b>BLOCKED SHOTS</b>	8	Alabama A&M (12/28/2024)
	6	at Notre Dame (01/28/2025)
	6	West Ga. (11/06/2024)
<b>TURNOVERS</b>	22	at SMU (01/11/2025)
	19	Alabama A&M (12/28/2024)
<b>FOULS</b>	28	Georgia (11/15/2024)
	26	Charleston So. (11/27/2024)

## Opponent - Game Highs

<b>POINTS</b>	105	North Florida (11/10/2024)
	93	at SMU (01/11/2025)
	91	at Florida St. (01/18/2025)
	86	at Clemson (02/04/2025)
	82	Duke (12/21/2024)
	82	UMBC (12/18/2024)
<b>FIELD GOALS MADE</b>	37	North Florida (11/10/2024)
	35	at Florida St. (01/18/2025)
	35	at SMU (01/11/2025)
<b>FIELD GOAL ATTEMPTS</b>	77	at Clemson (02/04/2025)
	72	Alabama A&M (12/28/2024)
<b>FIELD GOAL PERCENTAGE</b>	.564 (31-55)	Duke (12/21/2024)
	.536 (37-69)	North Florida (11/10/2024)
<b>3 PT FG MADE</b>	14	at SMU (01/11/2025)
	14	Central Ark. (11/30/2024)
<b>3 PT FG ATTEMPTS</b>	37	at Clemson (02/04/2025)
	33	Alabama A&M (12/28/2024)
<b>3 PT FG PERCENTAGE</b>	.500 (14-28)	at SMU (01/11/2025)
	.438 (14-32)	Central Ark. (11/30/2024)
<b>FREE THROWS MADE</b>	26	at Oklahoma (12/03/2024)
	25	Charleston So. (11/27/2024)
<b>FREE THROW ATTEMPTS</b>	35	Charleston So. (11/27/2024)
	31	Georgia (11/15/2024)
<b>FREE THROW PERCENTAGE</b>	.900 (9-10)	Virginia Tech (01/22/2025)
	.867 (26-30)	at Oklahoma (12/03/2024)
<b>REBOUNDS</b>	48	at Syracuse (01/07/2025)
	48	at North Carolina (12/07/2024)
<b>ASSISTS</b>	25	at SMU (01/11/2025)
	21	at Virginia (02/08/2025)
<b>STEALS</b>	15	at SMU (01/11/2025)
	11	Alabama A&M (12/28/2024)
	11	at North Carolina (12/07/2024)
<b>BLOCKED SHOTS</b>	8	at Clemson (02/04/2025)
	6	at Syracuse (01/07/2025)
	6	West Ga. (11/06/2024)
<b>TURNOVERS</b>	19	Alabama A&M (12/28/2024)
	18	at Syracuse (01/07/2025)
	18	at North Carolina (12/07/2024)
<b>FOULS</b>	24	Georgia (11/15/2024)
	24	Texas Southern (11/12/2024)

## Georgia Tech - Game Lows

<b>POINTS</b>	55	at Syracuse (01/07/2025)
	56	Duke (12/21/2024)
	58	Cincinnati (11/23/2024)
	59	Clemson (01/14/2025)
	60	vs Northwestern (N) (12/15/2024)
<b>FIELD GOALS MADE</b>	19	Clemson (01/14/2025)
	20	at North Carolina (12/07/2024)
<b>FIELD GOAL ATTEMPTS</b>	51	Virginia Tech (01/22/2025)
	53	at Virginia (02/08/2025)
	53	Boston College (01/04/2025)
	53	Notre Dame (12/31/2024)
	53	at Oklahoma (12/03/2024)
<b>FIELD GOAL PERCENTAGE</b>	.313 (20-64)	at North Carolina (12/07/2024)
	.352 (19-54)	Clemson (01/14/2025)
<b>3 PT FG MADE</b>	3	Charleston So. (11/27/2024)
	4	at Syracuse (01/07/2025)
<b>3 PT FG ATTEMPTS</b>	11	Charleston So. (11/27/2024)
	16	at Notre Dame (01/28/2025)
	16	UMBC (12/18/2024)
<b>3 PT FG PERCENTAGE</b>	.190 (4-21)	at Syracuse (01/07/2025)
	.250 (7-28)	at Clemson (02/04/2025)
	.250 (5-20)	Cincinnati (11/23/2024)
<b>FREE THROWS MADE</b>	3	at Syracuse (01/07/2025)
	5	at Virginia (02/08/2025)
<b>FREE THROW ATTEMPTS</b>	9	at Virginia (02/08/2025)
	10	Duke (12/21/2024)
<b>FREE THROW PERCENTAGE</b>	.273 (3-11)	at Syracuse (01/07/2025)
	.480 (12-25)	at Clemson (02/04/2025)
<b>REBOUNDS</b>	24	at Virginia (02/08/2025)
	25	Duke (12/21/2024)
<b>ASSISTS</b>	8	at Syracuse (01/07/2025)
	8	Cincinnati (11/23/2024)
<b>STEALS</b>	1	vs Northwestern (N) (12/15/2024)
	2	at SMU (01/11/2025)
	1	Louisville (02/01/2025)
<b>BLOCKED SHOTS</b>	1	at Florida St. (01/18/2025)
	1	Central Ark. (11/30/2024)
	1	Charleston So. (11/27/2024)
	1	Cincinnati (11/23/2024)
<b>TURNOVERS</b>	5	Central Ark. (11/30/2024)
	7	Charleston So. (11/27/2024)
<b>FOULS</b>	6	Virginia Tech (01/22/2025)
	7	at Virginia (02/08/2025)

## Opponent - Game Lows

<b>POINTS</b>	49	Alabama A&M (12/28/2024)
	62	at Syracuse (01/07/2025)
	62	Texas Southern (11/12/2024)
	62	West Ga. (11/06/2024)
	64	Virginia Tech (01/22/2025)
	64	Boston College (01/04/2025)
<b>FIELD GOALS MADE</b>	15	Alabama A&M (12/28/2024)
	17	Charleston So. (11/27/2024)
<b>FIELD GOAL ATTEMPTS</b>	52	Clemson (01/14/2025)
	52	at Oklahoma (12/03/2024)
<b>FIELD GOAL PERCENTAGE</b>	.208 (15-72)	Alabama A&M (12/28/2024)
	.304 (17-56)	Charleston So. (11/27/2024)
<b>3 PT FG MADE</b>	3	Georgia (11/15/2024)
	4	at Syracuse (01/07/2025)
<b>3 PT FG ATTEMPTS</b>	14	Texas Southern (11/12/2024)
	15	Boston College (01/04/2025)
	15	West Ga. (11/06/2024)
<b>3 PT FG PERCENTAGE</b>	.167 (3-18)	Georgia (11/15/2024)
	.200 (4-20)	at Syracuse (01/07/2025)
<b>FREE THROWS MADE</b>	4	at Virginia (02/08/2025)
	6	at Syracuse (01/07/2025)
<b>FREE THROW ATTEMPTS</b>	5	at Virginia (02/08/2025)
	9	at Syracuse (01/07/2025)
<b>FREE THROW PERCENTAGE</b>	.545 (12-22)	Texas Southern (11/12/2024)
	.556 (10-18)	West Ga. (11/06/2024)
<b>REBOUNDS</b>	25	West Ga. (11/06/2024)
	26	UMBC (12/18/2024)
<b>ASSISTS</b>	7	at Oklahoma (12/03/2024)
	10	at Notre Dame (01/28/2025)
	10	at North Carolina (12/07/2024)
	10	Georgia (11/15/2024)
	10	West Ga. (11/06/2024)
<b>STEALS</b>	3	Boston College (01/04/2025)
	3	Notre Dame (12/31/2024)
	3	Central Ark. (11/30/2024)
	3	North Florida (11/10/2024)
<b>BLOCKED SHOTS</b>	0	at Notre Dame (01/28/2025)
	0	Virginia Tech (01/22/2025)
	0	UMBC (12/18/2024)
<b>TURNOVERS</b>	6	vs Northwestern (N) (12/15/2024)
	7	at Oklahoma (12/03/2024)
<b>FOULS</b>	12	at Syracuse (01/07/2025)
	13	at Virginia (02/08/2025)
	13	at Notre Dame (01/28/2025)
	13	Duke (12/21/2024)
	13	Central Ark. (11/30/2024)



# 2024-25 INDIVIDUAL HIGHS

## Georgia Tech - Individual Game Highs

<b>POINTS</b>	28		Naithan George at Clemson (02/04/2025)
	25		Lance Terry vs Central Ark. (11/30/2024)
	23		Lance Terry vs Louisville (02/01/2025)
	23		Duncan Powell vs Virginia Tech (01/22/2025)
	23		Lance Terry at Florida St. (01/18/2025)
<b>FIELD GOALS MADE</b>	12		Naithan George at Clemson (02/04/2025)
	9		Lance Terry vs Louisville (02/01/2025)
	9		Naithan George at Notre Dame (01/28/2025)
	9		Lance Terry at Florida St. (01/18/2025)
	9		Baye Ndongo vs North Florida (11/10/2024)
<b>FIELD GOAL ATTEMPTS</b>	26		Naithan George at Clemson (02/04/2025)
	21		Lance Terry at Clemson (02/04/2025)
<b>FIELD GOAL PERCENTAGE (min 5 made)</b>	833	(5-6)	Lance Terry vs Notre Dame (12/31/2024)
	818	(9-11)	Naithan George at Notre Dame (01/28/2025)
<b>3 PT FG MADE</b>	5		Naithan George at Virginia (02/08/2025)
	5		Javian McCollum at SMU (01/11/2025)
	5		Lance Terry vs Alabama A&M (12/28/2024)
	5		Lance Terry at North Carolina (12/07/2024)
	5		Lance Terry vs Central Ark. (11/30/2024)
<b>3 PT FG ATTEMPTS</b>	13		Lance Terry at North Carolina (12/07/2024)
	11		Javian McCollum at Florida St. (01/18/2025)
	11		Kowacie Reeves Jr. vs Texas Southern (11/12/2024)
<b>3 PT FG PERCENTAGE (min 2 made)</b>	1.000	(2-2)	Luke O'Brien vs UMCB (12/18/2024)
	1.000	(2-2)	Duncan Powell vs Northwestern (N) (12/15/2024)
<b>FREE THROWS MADE</b>	11		Duncan Powell at Florida St. (01/18/2025)
	8		Baye Ndongo vs Texas Southern (11/12/2024)
<b>FREE THROW ATTEMPTS</b>	12		Duncan Powell at Florida St. (01/18/2025)
	10		Baye Ndongo at Clemson (02/04/2025)
	10		Baye Ndongo at North Carolina (12/07/2024)
<b>FREE THROW PERCENTAGE (min 3 made)</b>	1.000	(6-6)	Javian McCollum vs Boston College (01/04/2025)
	1.000	(6-6)	Naithan George vs UMCB (12/18/2024)
	1.000	(6-6)	Baye Ndongo vs Georgia (11/15/2024)
	1.000	(5-5)	Javian McCollum vs Notre Dame (12/31/2024)
	1.000	(5-5)	Javian McCollum vs Alabama A&M (12/28/2024)
	1.000	(4-4)	Naithan George vs Louisville (02/01/2025)
	1.000	(4-4)	Javian McCollum vs Clemson (01/14/2025)
	1.000	(4-4)	Jaeden Mustaf vs Alabama A&M (12/28/2024)
	1.000	(4-4)	Luke O'Brien vs Northwestern (N) (12/15/2024)
	1.000	(4-4)	Jaeden Mustaf vs Northwestern (N) (12/15/2024)
	1.000	(4-4)	Lance Terry vs Central Ark. (11/30/2024)
	1.000	(4-4)	Jaeden Mustaf vs Charleston So. (11/27/2024)
	1.000	(4-4)	Lance Terry vs Georgia (11/15/2024)
<b>REBOUNDS</b>	13		Baye Ndongo at Clemson (02/04/2025)
	12		Ibrahim Souare at Clemson (02/04/2025)
	12		Baye Ndongo at Florida St. (01/18/2025)
	12		Baye Ndongo vs Clemson (01/14/2025)
	12		Baye Ndongo at North Carolina (12/07/2024)
<b>ASSISTS</b>	11		Naithan George vs Central Ark. (11/30/2024)
	10		Naithan George at SMU (01/11/2025)
	10		Naithan George vs Boston College (01/04/2025)
<b>STEALS</b>	5		Baye Ndongo vs Virginia Tech (01/22/2025)
	5		Jaeden Mustaf vs Alabama A&M (12/28/2024)
	5		Lance Terry vs Charleston So. (11/27/2024)

## Georgia Tech - Individual Game Highs

<b>BLOCKED SHOTS</b>	4		Ibrahim Souare vs Boston College (01/04/2025)
	3		Ibrahim Souare at Notre Dame (01/28/2025)
	3		Doryan Onwuchekwa at Oklahoma (12/03/2024)
	3		Kowacie Reeves Jr. vs West Ga. (11/06/2024)
	3		Baye Ndongo vs West Ga. (11/06/2024)
<b>TURNOVERS</b>	8		Naithan George at Clemson (02/04/2025)
	7		Naithan George at SMU (01/11/2025)
<b>FOULS</b>	5		Baye Ndongo vs Louisville (02/01/2025)
	5		Baye Ndongo at Notre Dame (02/04/2025)
	5		Baye Ndongo at Florida St. (01/18/2025)
	5		Duncan Powell vs Clemson (01/14/2025)
	5		Jaeden Mustaf at SMU (01/11/2025)
	5		Baye Ndongo vs Notre Dame (12/31/2024)
	5		Baye Ndongo at Oklahoma (12/03/2024)
	5		Doryan Onwuchekwa vs Charleston So. (11/27/2024)
5		Doryan Onwuchekwa vs Cincinnati (11/23/2024)	
5		Luke O'Brien vs Georgia (11/15/2024)	
5		Javian McCollum vs Georgia (11/15/2024)	

## Opponent - Individual Game Highs

<b>POINTS</b>	28		Chase Hunter at Clemson (02/04/2025)
	27		Tae Davis vs Notre Dame (12/31/2024)
	26		Markus Burton at Notre Dame (01/28/2025)
	23		Ian Schieffelin at Clemson (02/04/2025)
	22		Terrence Edwards Jr. vs Louisville (02/01/2025)
<b>FIELD GOALS MADE</b>	9		Chase Hunter at Clemson (02/04/2025)
	9		Markus Burton at Notre Dame (01/28/2025)
	9		JJ Starling at Syracuse (01/07/2025)
	9		Tae Davis vs Notre Dame (12/31/2024)
	9		Chase Hunter at Clemson (02/04/2025)
<b>FIELD GOAL ATTEMPTS</b>	24		Chase Hunter at Clemson (02/04/2025)
	18		Brooks Barnhizer vs Northwestern (N) (12/15/2024)
<b>FIELD GOAL PERCENTAGE (min 5 made)</b>	1.000	(5-5)	Khaman Maluach vs Duke (12/21/2024)
	.833	(5-6)	Seth Trimble at North Carolina (12/07/2024)
<b>3 PT FG MADE</b>	5		Louie Jordan vs UMCB (12/18/2024)
	5		Layne Taylor vs Central Ark. (11/30/2024)
<b>3 PT FG ATTEMPTS</b>	13		Layne Taylor vs Central Ark. (11/30/2024)
	12		Chase Hunter at Clemson (02/04/2025)
<b>3 PT FG PERCENTAGE (min 2 made)</b>	1.000	(3-3)	Yohan Traore at SMU (01/11/2025)
	1.000	(2-2)	Rodney Brown Jr. vs Virginia Tech (01/22/2025)
	1.000	(2-2)	B.J. Edwards at SMU (01/12/2025)
	1.000	(2-2)	Tyler Betses vs Cincinnati (11/23/2024)
<b>FREE THROWS MADE</b>	10		Jeremiah Fears at Oklahoma (12/03/2024)
	9		Ian Schieffelin at Clemson (02/04/2025)
	9		Tae Davis vs Notre Dame (12/31/2024)
	9		Jalon Moore at Oklahoma (12/03/2024)
<b>FREE THROW ATTEMPTS</b>	12		Taje' Kelly vs Charleston So. (11/27/2024)
	11		Jeremiah Fears at Oklahoma (12/03/2024)
<b>FREE THROW PERCENTAGE (min 3 made)</b>	1.000	(6-6)	Chase Hunter at Clemson (02/04/2025)
	1.000	(6-6)	Chase Hunter vs Clemson (01/14/2025)
	1.000	(5-5)	Layne Taylor vs Central Ark. (11/30/2024)
	1.000	(5-5)	Silas Demary Jr. vs Georgia (11/15/2024)
	1.000	(4-4)	Markus Burton at Notre Dame (01/28/2025)
	1.000	(4-4)	Mylyjael Poteat vs Virginia Tech (01/22/2025)
	1.000	(4-4)	Jaeden Zackery vs Clemson (01/14/2025)
	1.000	(4-4)	Jalen Leach vs Northwestern (N) (12/15/2024)
	1.000	(4-4)	Ian Jackson at North Carolina (12/07/2024)
	1.000	(4-4)	Aziz Bandaogo vs Cincinnati (11/23/2024)
<b>REBOUNDS</b>	12		Eddie Lampkin at Syracuse (01/07/2025)
	11		Blake Buchanan at Virginia (02/08/2025)
	11		James Scott vs Louisville (02/01/2025)
	11		Malique Ewin at Florida St. (01/18/2025)
	11		Jalon Moore at Oklahoma (12/03/2024)
	11		Dillon Mitchell vs Cincinnati (11/23/2024)
<b>ASSISTS</b>	9		Andrew Rohde at Virginia (02/08/2025)
	9		Boopie Miller at SMU (01/11/2025)
	9		Chase Hunter at Clemson (02/04/2025)
<b>STEALS</b>	6		B.J. Edwards at SMU (01/11/2025)
	5		Chase Hunter at Clemson (02/04/2025)
<b>BLOCKED SHOTS</b>	3		Ian Schieffelin at Clemson (02/04/2025)
	3		Brooks Barnhizer vs Northwestern (N) (12/15/2024)
	3		RJ Godfrey vs Georgia (11/15/2024)
	3		Michael Griffin vs West Ga. (11/06/2024)
<b>TURNOVERS</b>	7		Elliot Cadeau at North Carolina (12/07/2024)
	7		Elliot Cadeau at North Carolina (12/07/2024)

## Opponent - Individual Game Highs

<b>FOULS</b>	5		Viktor Lakhin at Clemson (02/04/2025)
	5		Dillon Hunter at Clemson (02/04/2025)
	5		J'Vonne Hadley vs Louisville (02/01/2025)
	5		Ven-Allen Lubin at North Carolina (12/07/2024)
	5		Taje' Kelly vs Charleston So. (11/27/2024)
	5		Arrinten Page vs Cincinnati (11/23/2024)
	5		Duane Posey vs Texas Southern (11/12/2024)
	5		Jasai Miles vs North Florida (11/10/2024)

# CAREER SUMMARIES

## GEORGE, Naithan

SEASON	TEAM	GP-GS	MIN/AVG	Field Goals		3-Point		F-Throws		Rebounds				Scoring						
				FG-FGA	FG%	3FG-3FGA	3FG%	FT-FTA	FT%	OFF	DEF	TOT	AVG	PF-FO	A	TO	BLK	STL	PTS	AVG
2023-24	GaTech	29-28	863/29.8	102-242	.421	32-102	.314	49-71	.690	12	57	69	2.4	47-0	135	60	3	10	285	9.8
2024-25	GaTech	24-24	827/34.5	107-265	.404	39-123	.317	38-49	.776	9	83	92	3.8	39-0	151	63	10	22	291	12.1
<b>TOTAL</b>		<b>53-52</b>	<b>1690/31.9</b>	<b>209-507</b>	<b>.412</b>	<b>71-225</b>	<b>.316</b>	<b>87-120</b>	<b>.725</b>	<b>21</b>	<b>140</b>	<b>161</b>	<b>3.0</b>	<b>86-0</b>	<b>286</b>	<b>123</b>	<b>13</b>	<b>32</b>	<b>576</b>	<b>10.9</b>

## Single Game Highs

Statistic	Value	
Points	28	at Clemson 02/04/25
Rebounds	8	at North Carolina 12/07/24
Assists	11	vs Notre Dame 01/09/24, vs Central Ark. 11/30/24
Steals	3	vs Virginia Tech 01/22/25, at Notre Dame 01/28/25
Blocks	2	at Notre Dame 01/28/25, at Syracuse 01/07/25
FG Made	12	at Clemson 02/04/25
FG Attempts	26	at Clemson 02/04/25
3FG Made	5	vs Notre Dame 03/12/24, at Virginia 02/08/25
3FG Attempts	10	vs Central Ark. 11/30/24, at Clemson 02/04/25
FT Made	8	vs North Carolina 01/30/24
FT Attempts	10	vs North Carolina 01/30/24

## MCCOLLUM, Javian

SEASON	TEAM	GP-GS	MIN/AVG	Field Goals		3-Point		F-Throws		Rebounds				Scoring						
				FG-FGA	FG%	3FG-3FGA	3FG%	FT-FTA	FT%	OFF	DEF	TOT	AVG	PF-FO	A	TO	BLK	STL	PTS	AVG
2021-22	Siena	24-2	436/18.2	53-110	.482	23-54	.426	32-38	.842	2	19	21	0.9	31-0	43	29	2	9	161	6.7
2022-23	Siena	27-25	832/30.8	136-316	.430	52-146	.356	105-118	.890	11	47	58	2.1	49-0	106	84	8	30	429	15.9
2023-24	OK	30-30	932/31.1	132-327	.404	54-172	.314	82-87	.943	4	73	77	2.6	45-1	101	61	2	25	400	13.3
2024-25	GaTech	19-11	534/28.1	77-177	.435	33-91	.363	45-52	.865	3	48	51	2.7	27-1	65	35	2	25	232	12.2
<b>TOTAL FOR GaTech</b>		<b>19-11</b>	<b>534/28.1</b>	<b>77-177</b>	<b>.435</b>	<b>33-91</b>	<b>.363</b>	<b>45-52</b>	<b>.865</b>	<b>3</b>	<b>48</b>	<b>51</b>	<b>2.7</b>	<b>27-1</b>	<b>65</b>	<b>35</b>	<b>2</b>	<b>25</b>	<b>232</b>	<b>12.2</b>
<b>TOTAL</b>		<b>100-68</b>	<b>2734/27.3</b>	<b>398-930</b>	<b>.428</b>	<b>162-463</b>	<b>.350</b>	<b>264-295</b>	<b>.895</b>	<b>20</b>	<b>187</b>	<b>207</b>	<b>2.1</b>	<b>152-2</b>	<b>315</b>	<b>209</b>	<b>14</b>	<b>89</b>	<b>1222</b>	<b>12.2</b>

## Single Game Highs

Statistic	Value	
Points	30	vs Manhattan 03/02/23
Rebounds	7	vs Providence 12/05/23
Assists	9	vs Niagara 03/09/23
Steals	4	vs West Ga. 11/06/24, vs Louisville 02/01/25
Blocks	2	vs Seton Hall 11/27/22
FG Made	10	vs Manhattan 03/02/23
FG Attempts	22	vs Niagara 03/09/23
3FG Made	5	4 times
3FG Attempts	11	vs Niagara 03/09/23, at Florida St. 01/18/25
FT Made	10	at Mount St. Mary's 02/10/23
FT Attempts	12	at Niagara 01/13/23

GAME NOTES

# CAREER SUMMARIES

## MUSTAF, Jaeden

				Field Goals		3-Point		F-Throws		Rebounds									Scoring	
SEASON	TEAM	GP-GS	MIN/AVG	FG-FGA	FG%	3FG-3FGA	3FG%	FT-FTA	FT%	OFF	DEF	TOT	AVG	PF-FO	A	TO	BLK	STL	PTS	AVG
2024-25	GaTech	16-7	381/23.8	50-121	.413	7-18	.389	38-54	.704	16	37	53	3.3	42-1	27	24	1	15	145	9.1
<b>TOTAL</b>		<b>16-7</b>	<b>381/23.8</b>	<b>50-121</b>	<b>.413</b>	<b>7-18</b>	<b>.389</b>	<b>38-54</b>	<b>.704</b>	<b>16</b>	<b>37</b>	<b>53</b>	<b>3.3</b>	<b>42-1</b>	<b>27</b>	<b>24</b>	<b>1</b>	<b>15</b>	<b>145</b>	<b>9.1</b>

## Single Game Highs

Statistic	Value	
Points	18	vs Central Ark. 11/30/24
Rebounds	7	vs Alabama A&M 12/28/24
Assists	6	vs Alabama A&M 12/28/24
Steals	5	vs Alabama A&M 12/28/24
Blocks	1	at SMU 01/11/25
FG Made	7	vs UMBC 12/18/24
FG Attempts	14	vs Charleston So. 11/27/24, vs UMBC 12/18/24
3FG Made	1	7 times
3FG Attempts	3	vs Northwestern 12/15/24, vs UMBC 12/18/24, vs Clemson 01/14/25
FT Made	7	vs Central Ark. 11/30/24
FT Attempts	8	vs Central Ark. 11/30/24, at Oklahoma 12/03/24

## MUTOMBO, Ryan

				Field Goals		3-Point		F-Throws		Rebounds									Scoring	
SEASON	TEAM	GP-GS	MIN/AVG	FG-FGA	FG%	3FG-3FGA	3FG%	FT-FTA	FT%	OFF	DEF	TOT	AVG	PF-FO	A	TO	BLK	STL	PTS	AVG
2021-22	GTown	27-1	317/11.7	56-113	.496	1-4	.250	24-33	.727	43	39	82	3.0	36-0	3	13	23	6	137	5.1
2022-23	GTown	12-0	64/5.3	12-16	.750	0-0	.000	6-8	.750	9	14	23	1.9	9-0	0	3	4	3	30	2.5
2023-24	GTown	15-0	55/3.7	3-8	.375	0-0	.000	5-9	.556	8	10	18	1.2	4-0	0	1	1	1	11	0.7
2024-25	GaTech	12-7	140/11.6	15-33	.455	0-0	.000	2-5	.400	14	24	38	3.2	8-0	3	5	8	1	32	2.7
<b>TOTAL FOR GaTech</b>		<b>12-7</b>	<b>140/11.6</b>	<b>15-33</b>	<b>.455</b>	<b>0-0</b>	<b>.000</b>	<b>2-5</b>	<b>.400</b>	<b>14</b>	<b>24</b>	<b>38</b>	<b>3.2</b>	<b>8-0</b>	<b>3</b>	<b>5</b>	<b>8</b>	<b>1</b>	<b>32</b>	<b>2.7</b>
<b>TOTAL</b>		<b>66-8</b>	<b>576/8.7</b>	<b>86-170</b>	<b>.506</b>	<b>1-4</b>	<b>.250</b>	<b>37-55</b>	<b>.673</b>	<b>74</b>	<b>87</b>	<b>161</b>	<b>2.4</b>	<b>57-0</b>	<b>6</b>	<b>22</b>	<b>36</b>	<b>11</b>	<b>210</b>	<b>3.2</b>

## Single Game Highs

Statistic	Value	
Points	15	vs UMBC 12/08/21
Rebounds	11	vs UMBC 12/08/21
Assists	2	vs Butler 01/13/22
Steals	2	vs Creighton 02/12/22, vs Providence 02/26/23
Blocks	4	vs UMBC 12/08/21
FG Made	7	vs UMBC 12/08/21
FG Attempts	15	vs UMBC 12/08/21
3FG Made	1	vs Saint Joseph's 11/26/21
3FG Attempts	1	4 times
FT Made	5	at St. John's (NY) 01/16/22
FT Attempts	5	at St. John's (NY) 01/16/22

# CAREER SUMMARIES

## NDONGO, Baye

				Field Goals		3-Point		F-Throws		Rebounds				Scoring						
SEASON	TEAM	GP-GS	MIN/AVG	FG-FGA	FG%	3FG-3FGA	3FG%	FT-FTA	FT%	OFF	DEF	TOT	AVG	PF-FO	A	TO	BLK	STL	PTS	AVG
2023-24	GaTech	29-29	805/27.8	148-265	.558	4-12	.333	59-88	.670	74	164	238	8.2	81-5	28	74	32	22	359	12.4
2024-25	GaTech	24-24	682/28.4	112-212	.528	4-11	.364	60-100	.600	54	132	186	7.8	79-5	36	56	18	27	288	12.0
<b>TOTAL</b>		<b>53-53</b>	<b>1487/28.0</b>	<b>260-477</b>	<b>.545</b>	<b>8-23</b>	<b>.348</b>	<b>119-188</b>	<b>.633</b>	<b>128</b>	<b>296</b>	<b>424</b>	<b>8.0</b>	<b>160-10</b>	<b>64</b>	<b>130</b>	<b>50</b>	<b>49</b>	<b>647</b>	<b>12.2</b>

## Single Game Highs

Statistic	Value	
Points	22	at Hawaii 12/22/23, vs Notre Dame 03/12/24
Rebounds	19	vs Penn St. 12/16/23
Assists	4	5 times
Steals	5	vs Virginia Tech 01/22/25
Blocks	4	vs Duke 12/02/23
FG Made	10	at Hawaii 12/22/23
FG Attempts	18	vs North Florida 11/10/24
3FG Made	1	8 times
3FG Attempts	2	4 times
FT Made	8	vs Texas Southern 11/12/24
FT Attempts	10	at Clemson 02/04/25, at North Carolina 12/07/24, vs Texas Southern 11/12/24

## NICHOLS, Emmer

				Field Goals		3-Point		F-Throws		Rebounds				Scoring						
SEASON	TEAM	GP-GS	MIN/AVG	FG-FGA	FG%	3FG-3FGA	3FG%	FT-FTA	FT%	OFF	DEF	TOT	AVG	PF-FO	A	TO	BLK	STL	PTS	AVG
2023-24	GaTech	2-0	4/2.0	0-0	.000	0-0	.000	0-0	.000	1	3	4	2.0	0-0	0	0	0	0	0	0.0
2024-25	GaTech	3-0	5/1.8	1-2	.500	0-0	.000	0-0	.000	1	1	2	0.7	0-0	0	2	1	0	2	0.7
<b>TOTAL</b>		<b>5-0</b>	<b>9/1.9</b>	<b>1-2</b>	<b>.500</b>	<b>0-0</b>	<b>.000</b>	<b>0-0</b>	<b>.000</b>	<b>2</b>	<b>4</b>	<b>6</b>	<b>1.2</b>	<b>0-0</b>	<b>0</b>	<b>2</b>	<b>1</b>	<b>0</b>	<b>2</b>	<b>0.4</b>

## Single Game Highs

Statistic	Value	
Points	2	vs Alabama A&M 12/28/24
Rebounds	3	vs Alabama A&M 12/09/23
Blocks	1	vs Alabama A&M 12/28/24
FG Made	1	vs Alabama A&M 12/28/24
FG Attempts	2	vs Alabama A&M 12/28/24

# CAREER SUMMARIES

## O'BRIEN, Luke

SEASON	TEAM	GP-GS	MIN/AVG	Field Goals		3-Point		F-Throws		Rebounds				Scoring						
				FG-FGA	FG%	3FG-3FGA	3FG%	FT-FTA	FT%	OFF	DEF	TOT	AVG	PF-FO	A	TO	BLK	STL	PTS	AVG
2020-21	CU	10-0	46/4.6	6-14	.429	2-7	.286	1-4	.250	3	4	7	0.7	4-0	2	0	0	1	15	1.5
2021-22	CU	33-0	466/14.1	33-75	.440	12-26	.462	9-17	.529	30	61	91	2.8	45-0	25	19	3	13	87	2.6
2022-23	CU	33-10	750/22.7	76-179	.425	23-79	.291	28-40	.700	56	129	185	5.6	72-1	34	28	16	22	203	6.2
2023-24	CU	35-19	827/23.6	88-193	.456	32-85	.376	25-38	.658	37	96	133	3.8	76-2	44	24	14	25	233	6.7
2024-25	GaTech	10-6	211/21.1	24-51	.471	9-28	.321	7-9	.778	12	32	44	4.4	23-1	6	8	2	2	64	6.4
<b>TOTAL FOR GaTech</b>		<b>10-6</b>	<b>211/21.1</b>	<b>24-51</b>	<b>.471</b>	<b>9-28</b>	<b>.321</b>	<b>7-9</b>	<b>.778</b>	<b>12</b>	<b>32</b>	<b>44</b>	<b>4.4</b>	<b>23-1</b>	<b>6</b>	<b>8</b>	<b>2</b>	<b>2</b>	<b>64</b>	<b>6.4</b>
<b>TOTAL</b>		<b>121-35</b>	<b>2301/19.0</b>	<b>227-512</b>	<b>.443</b>	<b>78-225</b>	<b>.347</b>	<b>70-108</b>	<b>.648</b>	<b>138</b>	<b>322</b>	<b>460</b>	<b>3.8</b>	<b>220-4</b>	<b>111</b>	<b>79</b>	<b>35</b>	<b>63</b>	<b>602</b>	<b>5.0</b>

## Single Game Highs

Statistic	Value	
Points	18	vs Utah Tech 12/21/23
Rebounds	14	vs Seton Hall 03/14/23
Assists	4	6 times
Steals	4	vs Maine 11/15/21
Blocks	3	vs Utah Valley 03/19/23
FG Made	8	vs Utah Tech 12/21/23
FG Attempts	14	vs Northern Colo. 12/15/23
3FG Made	4	vs Northern Colo. 12/15/23
3FG Attempts	8	vs Northern Colo. 12/15/23
FT Made	4	vs California 02/02/23, vs Northwestern 12/15/24
FT Attempts	6	vs UCLA 02/26/23

## ONWUCHEKWA, Doryan

SEASON	TEAM	GP-GS	MIN/AVG	Field Goals		3-Point		F-Throws		Rebounds				Scoring						
				FG-FGA	FG%	3FG-3FGA	3FG%	FT-FTA	FT%	OFF	DEF	TOT	AVG	PF-FO	A	TO	BLK	STL	PTS	AVG
2024-25	GaTech	10-8	182/18.2	15-45	.333	3-18	.167	2-10	.200	18	31	49	4.9	32-2	8	4	6	4	35	3.5
<b>TOTAL</b>		<b>10-8</b>	<b>182/18.2</b>	<b>15-45</b>	<b>.333</b>	<b>3-18</b>	<b>.167</b>	<b>2-10</b>	<b>.200</b>	<b>18</b>	<b>31</b>	<b>49</b>	<b>4.9</b>	<b>32-2</b>	<b>8</b>	<b>4</b>	<b>6</b>	<b>4</b>	<b>35</b>	<b>3.5</b>

## Single Game Highs

Statistic	Value	
Points	7	vs Georgia 11/15/24
Rebounds	11	vs Georgia 11/15/24
Assists	2	vs Georgia 11/15/24, vs Charleston So. 11/27/24
Steals	2	at Oklahoma 12/03/24
Blocks	3	at Oklahoma 12/03/24
FG Made	3	vs Georgia 11/15/24, vs Cincinnati 11/23/24
FG Attempts	8	vs Charleston So. 11/27/24
3FG Made	1	vs Georgia 11/15/24, vs Charleston So. 11/27/24, at North Carolina 12/07/24
3FG Attempts	3	vs Charleston So. 11/27/24, at Oklahoma 12/03/24
FT Made	1	vs Charleston So. 11/27/24, at Oklahoma 12/03/24
FT Attempts	3	vs Texas Southern 11/12/24, vs Georgia 11/15/24

# CAREER SUMMARIES

## POWELL, Duncan

SEASON	TEAM	GP-GS	MIN/AVG	Field Goals		3-Point		F-Throws		Rebounds				Scoring						
				FG-FGA	FG%	3FG-3FGA	3FG%	FT-FTA	FT%	OFF	DEF	TOT	AVG	PF-FO	A	TO	BLK	STL	PTS	AVG
2021-22	NCA&T	1-0	0/0.0	0-0	.000	0-0	.000	0-0	.000	0	0	0	0.0	1-0	0	0	0	0	0	0.0
2022-23	NCA&T	30-4	675/22.5	84-199	.422	11-49	.224	60-96	.625	46	126	172	5.7	50-0	23	35	20	21	239	8.0
2023-24	SacSt	29-23	768/26.5	130-264	.492	14-49	.286	76-111	.685	81	122	203	7.0	56-0	58	50	10	14	350	12.1
2024-25	GaTech	23-3	599/26.1	80-179	.447	28-79	.354	57-87	.655	39	85	124	5.4	38-1	18	23	10	18	245	10.7
<b>TOTAL FOR GaTech</b>		<b>23-3</b>	<b>599/26.1</b>	<b>80-179</b>	<b>.447</b>	<b>28-79</b>	<b>.354</b>	<b>57-87</b>	<b>.655</b>	<b>39</b>	<b>85</b>	<b>124</b>	<b>5.4</b>	<b>38-1</b>	<b>18</b>	<b>23</b>	<b>10</b>	<b>18</b>	<b>245</b>	<b>10.7</b>
<b>TOTAL</b>		<b>83-30</b>	<b>2042/24.6</b>	<b>294-642</b>	<b>.458</b>	<b>53-177</b>	<b>.299</b>	<b>193-294</b>	<b>.656</b>	<b>166</b>	<b>333</b>	<b>499</b>	<b>6.0</b>	<b>145-1</b>	<b>99</b>	<b>108</b>	<b>40</b>	<b>53</b>	<b>834</b>	<b>10.0</b>

## Single Game Highs

Statistic	Value	
Points	23	vs Virginia Tech 01/22/25
Rebounds	15	vs Hampton 02/25/23, vs Bethesda (CA) 12/21/23
Assists	10	vs Bethesda (CA) 12/21/23
Steals	3	vs Greensboro 11/26/22, vs UNCW 01/07/23
Blocks	2	6 times
FG Made	9	vs Northern Colo. 02/17/24
FG Attempts	23	at Towson 02/18/23
3FG Made	3	6 times
3FG Attempts	8	vs Notre Dame 12/31/24
FT Made	11	at Florida St. 01/18/25
FT Attempts	12	at Florida St. 01/18/25

# CAREER SUMMARIES

## REEVES JR., Kowacie

SEASON	TEAM	GP-GS	MIN/AVG	Field Goals		3-Point		F-Throws		Rebounds				Scoring						
				FG-FGA	FG%	3FG-3FGA	3FG%	FT-FTA	FT%	OFF	DEF	TOT	AVG	PF-FO	A	TO	BLK	STL	PTS	AVG
2021-22	UF	29-10	451/15.6	50-132	.379	32-96	.333	27-36	.750	14	28	42	1.4	25-0	11	18	4	14	159	5.5
2022-23	UF	31-7	599/19.3	93-247	.377	34-130	.262	44-62	.710	12	70	82	2.6	42-1	17	34	6	17	264	8.5
2023-24	GaTech	32-32	922/28.8	110-264	.417	51-133	.383	42-50	.840	33	93	126	3.9	41-0	28	37	16	16	313	9.8
2024-25	GaTech	6-6	143/23.9	22-57	.386	9-32	.281	3-5	.600	6	9	15	2.5	12-0	6	3	7	4	56	9.3
<b>TOTAL FOR GaTech</b>		<b>38-38</b>	<b>1065/28.0</b>	<b>132-321</b>	<b>.411</b>	<b>60-165</b>	<b>.364</b>	<b>45-55</b>	<b>.818</b>	<b>39</b>	<b>102</b>	<b>141</b>	<b>3.7</b>	<b>53-0</b>	<b>34</b>	<b>40</b>	<b>23</b>	<b>20</b>	<b>369</b>	<b>9.7</b>
<b>TOTAL</b>		<b>98-55</b>	<b>2116/21.6</b>	<b>275-700</b>	<b>.393</b>	<b>126-391</b>	<b>.322</b>	<b>116-153</b>	<b>.758</b>	<b>65</b>	<b>200</b>	<b>265</b>	<b>2.7</b>	<b>120-1</b>	<b>62</b>	<b>92</b>	<b>33</b>	<b>51</b>	<b>792</b>	<b>8.1</b>

## Single Game Highs

Statistic	Value	
Points	21	vs Texas A&M 03/10/22
Rebounds	10	vs Alabama A&M 12/09/23
Assists	3	6 times
Steals	3	at Xavier 03/20/22, vs Ga. Southern 11/06/23
Blocks	3	at Cincinnati 11/22/23, vs West Ga. 11/06/24
FG Made	8	vs Florida A&M 11/30/22
FG Attempts	17	vs Texas Southern 11/12/24
3FG Made	5	at Clemson 01/16/24
3FG Attempts	11	vs Texas Southern 11/12/24
FT Made	6	vs Texas A&M 03/10/22, vs Alabama A&M 12/09/23
FT Attempts	8	vs Texas A&M 03/10/22

## SAN MIGUEL, Marcos

SEASON	TEAM	GP-GS	MIN/AVG	Field Goals		3-Point		F-Throws		Rebounds				Scoring							
				FG-FGA	FG%	3FG-3FGA	3FG%	FT-FTA	FT%	OFF	DEF	TOT	AVG	PF-FO	A	TO	BLK	STL	PTS	AVG	
2023-24	GaTech	1-0	2/1.9	0-2	.000	0-1	.000	0-0	.000	1	0	1	1.0	0-0	0	1	0	0	0	0	0.0
2024-25	GaTech	2-0	5/2.3	2-5	.400	0-0	.000	0-0	.000	0	0	0	0.0	0-0	0	1	0	0	4	2.0	
<b>TOTAL</b>		<b>3-0</b>	<b>6/2.1</b>	<b>2-7</b>	<b>.286</b>	<b>0-1</b>	<b>.000</b>	<b>0-0</b>	<b>.000</b>	<b>1</b>	<b>0</b>	<b>1</b>	<b>0.3</b>	<b>0-0</b>	<b>0</b>	<b>2</b>	<b>0</b>	<b>0</b>	<b>4</b>	<b>1.3</b>	

## Single Game Highs

Statistic	Value	
Points	4	vs Alabama A&M 12/28/24
Rebounds	1	vs Alabama A&M 12/09/23
FG Made	2	vs Alabama A&M 12/28/24
FG Attempts	5	vs Alabama A&M 12/28/24
3FG Attempts	1	vs Alabama A&M 12/09/23

# CAREER SUMMARIES

## TERRY, Lance

SEASON	TEAM	GP-GS	MIN/AVG	Field Goals		3-Point		F-Throws		Rebounds				Scoring						
				FG-FGA	FG%	3FG-3FGA	3FG%	FT-FTA	FT%	OFF	DEF	TOT	AVG	PF-FO	A	TO	BLK	STL	PTS	AVG
2019-20	GW	15-0	161/10.7	18-49	.367	13-38	.342	4-7	.571	0	22	22	1.5	21-0	5	13	3	7	53	3.5
2020-21	GW	9-6	201/22.4	31-64	.484	18-41	.439	23-25	.920	3	15	18	2.0	22-0	5	8	1	5	103	11.4
2021-22	GW	31-31	972/31.4	158-344	.459	57-163	.350	69-85	.812	26	80	106	3.4	69-1	37	44	12	32	442	14.3
2022-23	GaTech	29-21	857/29.6	106-252	.421	47-121	.388	35-43	.814	15	67	82	2.8	59-2	36	27	6	18	294	10.1
2024-25	GaTech	22-17	732/33.3	118-267	.442	49-130	.377	42-60	.700	13	50	63	2.9	43-0	33	32	6	28	327	14.9
<b>TOTAL FOR GaTech</b>		<b>51-38</b>	<b>1590/31.2</b>	<b>224-519</b>	<b>.432</b>	<b>96-251</b>	<b>.382</b>	<b>77-103</b>	<b>.748</b>	<b>28</b>	<b>117</b>	<b>145</b>	<b>2.8</b>	<b>102-2</b>	<b>69</b>	<b>59</b>	<b>12</b>	<b>46</b>	<b>621</b>	<b>12.2</b>
<b>TOTAL</b>		<b>106-75</b>	<b>2924/27.6</b>	<b>431-976</b>	<b>.442</b>	<b>184-493</b>	<b>.373</b>	<b>173-220</b>	<b>.786</b>	<b>57</b>	<b>234</b>	<b>291</b>	<b>2.7</b>	<b>214-3</b>	<b>116</b>	<b>124</b>	<b>28</b>	<b>90</b>	<b>1219</b>	<b>11.5</b>

## Single Game Highs

Statistic	Value	
Points	26	at Hampton 12/30/20
Rebounds	10	at Clemson 02/04/25
Assists	4	vs Charleston So. 11/27/24, at USC Upstate 02/26/22, at SMU 01/11/25
Steals	5	vs Charleston So. 11/27/24
Blocks	2	4 times
FG Made	9	at Florida St. 01/18/25, vs Louisville 02/01/25
FG Attempts	21	at Clemson 02/04/25
3FG Made	7	at Syracuse 02/28/23
3FG Attempts	13	at North Carolina 12/07/24
FT Made	9	at Hampton 12/30/20
FT Attempts	9	at Campbell 02/09/22, at Hampton 12/30/20

# 2024-25 BOX SCORES

Official Basketball Box Score - Final															Game Time: 7:30 PM	
West Ga. at Georgia Tech															Game Duration: 2:02	
11/02/24 McCamish Pavilion, Atlanta															Attendance: 3,530	
2024-25 Men's Basketball															Officials: Eric Lewis, Jeff Fox, Kellen Milner	
<b>West Ga. - 62</b>															<b>Record: 0-2</b>	
NO. Name	Min	FG M-A	3P M-A	FT M-A	Rebounds OR DR TOT	Fouls PF FD	TP	AS	TO	ST	Blocks BS BA	+/-	Shooting By Period			
5 Shelton Williams-Dryden	F 28:05	5-11	0-0	3-4	2 3 5	1 2	13	1	1	0	0	-21	1st FG% 12.31 38.7%			
11 Kolten Griffin	F 34:28	4-11	1-3	2-2	0 3 3	2 1	11	2	2	0	2	-25	3PT% 14.6 16.7%			
0 Kyrac Davis	G 20:35	3-10	0-0	0-0	1 1 2	1 0	6	1	1	1	0	-4	FT% 4.8 50%			
2 Demetrius Johnson II	G 29:15	1-11	0-4	4-6	1 3 4	0 3	6	2	1	1	0	-1	2nd FG% 11-33 34.7%			
10 Michael Griffin	G 23:36	2-3	1-1	1-4	0 1 1	1 3	6	0	1	1	3	-24	3PT% 5.9 56.6%			
1 Brady Hardewig	24:38	2-4	1-3	0-0	0 3 3	2 0	5	2	1	2	0	-6	FT% 10-18 55.6%			
24 Tamaury Releford	11:55	2-6	0-0	0-0	2 2 4	3 4	4	0	0	0	0	-2	GMFG% 23-64 36.9%			
4 Rickey Ballard	17:13	3-7	2-3	0-0	0 1 1	4 1	8	1	0	0	1	-1	FT% 10-18 55.6%			
21 Tauris Watson	10:15	1-1	1-1	0-2	0 0 0	1 2	3	1	0	0	0	-4	3PT% 6-15 40.0%			
Team					0 2 2	0	0	1					FT% 10-18 55.6%			
Totals	23:64	6-15	10-18	6 19	25	15	62	10	8	6	6	-23	GMFG% 23-64 36.9%			

Official Basketball Box Score - Final															Game Time: 7:30 PM	
Georgia Tech - 85															Game Duration: 2:23	
11/02/24 McCamish Pavilion, Atlanta															Attendance: 3,584	
2024-25 Men's Basketball															Officials: Roger Ayers, Bart Lenoix, Claire Aubry	
<b>Georgia Tech - 85</b>															<b>Record: 1-0</b>	
NO. Name	Min	FG M-A	3P M-A	FT M-A	Rebounds OR DR TOT	Fouls PF FD	TP	AS	TO	ST	Blocks BS BA	+/-	Shooting By Period			
11 Baye Ndongo	F 23:32	3-5	0-0	4-6	1 6 7	2 6	10	4	2	0	3	16	1st FG% 21-37 56.8%			
1 Nathian George	G 23:04	2-6	1-3	2-3	0 1 1	1 2	7	7	1	0	0	23	3PT% 4-13 30.8%			
2 Javian McCollum	G 30:05	7-12	3-6	1-1	3 4 0	1 18	5	3	4	0	1	32	FT% 4-6 66.7%			
9 Luke O'Brien	G 21:46	4-9	0-4	0-1	1 9 10	1 1	8	1	2	0	0	21	2nd FG% 12-31 38.7%			
14 Kwacile Reeves Jr.	G 25:28	6-13	1-5	2-2	1 3 4	1 1	15	0	0	1	3	17	3PT% 3-14 21.4%			
0 Lance Terry	G 23:32	4-7	1-3	0-0	1 2 3	3 2	9	1	1	0	0	-1	FT% 8-11 72.7%			
3 Jaeden Mustaf	14:50	2-5	0-0	0-0	1 1 2	0 0	4	2	0	0	0	-2	GMFG% 33-68 48.5%			
31 Duncan Powell	16:07	3-5	1-3	2-2	1 0 1	3 1	9	0	0	0	0	6	3PT% 7-27 25.9%			
45 Doryan Onwuchekwa	11:01	2-5	0-2	0-0	3 4 7	3 0	4	0	0	0	0	6	FT% 12-17 70.6%			
10 Darran Sutton	06:33	0-1	0-0	0-0	0 0 0	2 0	0	0	0	0	0	-2	Dead Ball Rebounds: 7, 1			
30 Ibrahim Souare	04:02	0-0	0-0	1-2	0 3 3	0 1	1	0	0	0	0	-1	Dead Ball Rebounds: 7, 0			
Team					3 4 7	0	0	2								
Totals	33:68	7-27	12-17	13 36	49	16	85	20	12	5	6	23	GMFG% 33-68 48.5%			

Technical Fouls: NONE														
Biggest lead		WestGa		GaTech		Points from Turnovers		WestGa		GaTech		Period by Period Scoring		
0 (1st 20:00)		30 (2nd 12:23)		25		9		5		48		1st 2nd TOT		
Best Scoring Run		5 (1st 14:49)		7 (1st 12:29)		Paint		2		27		WestGa 29 33 62		
Lead Changes		0		Second Chance		10		22		Fast Breaks		7 17		
Times Tied		0		Fast Breaks		7		17		Bench		20 27		
Time with Lead		00:00		39:35		GaTech		50		35		85		

Official Basketball Box Score - Final															Game Time: 1:00 PM	
North Florida at Georgia Tech															Game Duration: 2:12	
11/02/24 McCamish Pavilion, Atlanta															Attendance: 3,553	
2024-25 Men's Basketball															Officials: Ted Valentine, Bill Covington Jr., Mark Schur	
<b>North Florida - 105</b>															<b>Record: 3-0</b>	
NO. Name	Min	FG M-A	3P M-A	FT M-A	Rebounds OR DR TOT	Fouls PF FD	TP	AS	TO	ST	Blocks BS BA	+/-	Shooting By Period			
10 Josh Harris	F 28:15	8-10	0-0	6-8	4 3 7	3 5	22	1	0	1	0	8	1st FG% 20-36 55.6%			
0 Jassai Miles	G 32:45	5-12	2-8	6-7	1 10 11	5 4	18	4	2	0	1	9	3PT% 8-18 27.8%			
2 Nate Litteras	G 31:21	7-11	2-4	2-3	1 4 5	1 2	18	1	1	0	2	5	FT% 6-9 88.9%			
4 Jaylen Smith	G 28:48	6-14	3-8	0-0	0 6 6	2 1	15	5	2	0	1	8	2nd FG% 17-33 51.5%			
33 Oscar Berry	G 18:41	0-2	0-2	0-0	0 3 3	0 1	0	0	0	0	0	0	3PT% 4-13 30.8%			
7 Liam Murphy	21:14	3-6	2-4	2-2	0 2 2	1 1	10	0	2	0	0	13	GMFG% 37-69 53.6%			
11 Kamrin Oriol	21:42	4-8	0-4	4-6	0 2 2	3 3	12	0	0	1	0	0	3PT% 9-31 29.0%			
5 Dante Oliver	04:06	1-1	0-0	1-1	0 1 0	1 0	3	0	1	0	0	2	FT% 22-29 75.9%			
55 Ametri Moss	13:08	3-5	0-1	1-2	1 0 1	0 2	7	1	0	1	0	5	Dead Ball Rebounds: 4, 2			
Team					1 2 3	0	0	1								
Totals	37:69	9-31	22-29	10 31	41	14	20	105	12	9	3	4	2	12		

Technical Fouls: Mies 2nd 1:30																
Georgia Tech - 93															<b>Record: 1-1</b>	
NO. Name	Min	FG M-A	3P M-A	FT M-A	Rebounds OR DR TOT	Fouls PF FD	TP	AS	TO	ST	Blocks BS BA	+/-	Shooting By Period			
11 Baye Ndongo	F 28:50	9-18	1-1	1-3	3 7 10	4 4	20	3	1	1	0	-1	1st FG% 21-38 55.3%			
1 Nathian George	G 35:27	2-5	1-3	0-0	0 6 6	3 1	5	7	1	1	0	-8	3PT% 6-14 42.9%			
2 Javian McCollum	G 33:22	5-9	2-4	2-2	0 3 3	3 3	14	6	3	0	0	-4	FT% 16-41 39.0%			
9 Luke O'Brien	G 27:35	6-10	1-3	2-2	3 5 8	3 1	15	1	1	0	0	-7	2nd FG% 12-31 38.7%			
14 Kwacile Reeves Jr.	G 25:49	6-12	4-9	1-2	1 0 1	4 1	17	3	0	1	2	-13	3PT% 7-15 46.7%			
0 Lance Terry	25:01	5-10	4-7	0-0	0 3 3	2 0	14	1	3	1	0	-11	FT% 5-6 83.3%			
31 Duncan Powell	12:26	2-10	0-2	0-3	5 1 6	1 2	4	1	1	0	0	-3	GMFG% 37-79 46.8%			
45 Doryan Onwuchekwa	06:30	2-5	0-0	0-0	1 0 1	0 1	4	0	0	0	0	-6	3PT% 13-29 44.8%			
Team					0 0 0	0	0	0	0	0	0	0	FT% 6-12 50.0%			
Totals	37:79	13-29	6-12	13 25	38	20	13	93	22	10	4	2	4	-12		

Technical Fouls: NONE														
Biggest lead		UNF		GaTech		Points from Turnovers		UNF		GaTech		Period by Period Scoring		
21 (2nd 6:14)		9 (1st 14:42)		13		17		52		46		1st 2nd TOT		
Best Scoring Run		14 (2nd 11:08)		10 (2nd 2:50)		Paint		16		10		UNF 53 52 105		
Lead Changes		7		Second Chance		14		15		Fast Breaks		49 44 93		
Times Tied		7		Fast Breaks		14		15		Bench		32 22		
Time with Lead		23:28		13:25		GaTech		49		44		93		

Official Basketball Box Score - Final															Game Time: 7:30 PM	
Texas Southern at Georgia Tech															Game Duration: 2:23	
11/12/24 McCamish Pavilion, Atlanta															Attendance: 3,384	
2024-25 Men's Basketball															Officials: Roger Ayers, Bart Lenoix, Claire Aubry	
<b>Texas Southern - 62</b>															<b>Record: 1-3</b>	
NO. Name	Min	FG M-A	3P M-A	FT M-A	Rebounds OR DR TOT	Fouls PF FD	TP	AS	TO	ST	Blocks BS BA	+/-	Shooting By Period			
1 Kenny Hunter	F 29:20	3-10	0-0	0-0	2 7 9	1 1	6	1	2	0	0	-16	1st FG% 9-34 26.5%			
25 Grayson Carter	F 16:49	3-6	2-4	0-0	1 0 1	4 2	8	1	1	0	0	0	3PT% 3-4 75.0%			
0 Jaylin Jackson-Posey	G 10:47	0-2	0-0	0-0	0 1 1	1 0	0	0	0	0	0	-8	FT% 4-9 44.4%			
2 Kavion McClain	G 32:32	2-9	1-1	0-1	1 3 4	1 3	5	3	1	0	1	-20	2nd FG% 13-32 40.6%			
8 Alex Anderson	G 21:02	0-3	0-0	0-4	3 2 5	3 2	0	2	3	0	0	-9	3PT% 3-10 30.0%			
14 Kolby Granger	19:27	0-2	0-1	5-6	0 2 2	0 2	5	1	0	2	0	2	FT% 8-13 61.5%			
4 Josh Farmer	11:10	2-8	0-0	2-5	0 3 3	1 4	6	0	0	1	1	-11	GMFG% 22-66 33.3%			
5 Jaylen Wysinger	18:47	2-8	0-4	2-2	1 2 3	3 1	6	0	0	0	0	-16	FT% 12-22 54.5%			
7 Zaire Hayes	11:47	3-7	2-3	0-0	0 0 0	4 0	8	2	1	0	0	1	Dead Ball Rebounds: 5, 0			
23 Duane Posey	18:13	6-9	0-0	3-4	4 2 6	5 3	15	0	1	2	0	-6				
3 Oumar Koureissi	01:55	0-0	0-0	0-0	0 0 0	0 0	0	0	0	0	0	-5				
32 Kahlin Farooq	08:11	1-2	1-1	0-0	1 1 2	1 0	3	0	0	0	0	-13				
Team					1 4 5	0	0	0								
Totals	22:66	6-14	12-22	14 27	41	24	18	62	12	12	8	2	5	-19		

Technical Fouls: Anderson 1st 10:28																
Georgia Tech - 81															<b>Record: 2-4</b>	
NO. Name	Min	FG M-A	3P M-A	FT M-A	Rebounds OR DR TOT	Fouls PF FD	TP	AS	TO	ST	Blocks BS BA	+/-	Shooting By Period			
11 Baye Ndongo	F 32:51	5-10	1-1	8-10	4 7 11	4 6	19	1	2	1	0	30	1st FG% 14-34 41.2%			
45 Doryan Onwuchekwa	G 27:03	0-2	0-2	0-3	2 7 9	4 3	0	1	0	0	2	17	3PT% 7-19 36.8%			
1 Nathian George	G 36:34	3-9	3-8	7-8	1 2 3	0 4	16	6	3	1	0	11	FT% 14-18 77.8%			
2 Javian McCollum	G 30:23	4-9	2-5	4-5	0 5 5	2 6	14	1	4	0	1	7	2nd FG% 8-24 33.3%			
1																

## 2024-25 BOX SCORES

Official Basketball Box Score - Final													Game Time: 2:00 PM																
Cincinnati at Georgia Tech													Game Duration: 2:01																
11/23/24 McCarish Pavilion, Atlanta													Attendance: 4,970																
2024-25 Men's Basketball													Officials: Ron Groover, Bert Smith, James Breding																
Cincinnati - 81													Record: 5-0																
NO. Name	Min	FG	3P	FT	Rebounds	Fouls	TP	AS	TO	ST	Blocks	+/-	Shooting By Period																
23 Dillon Mitchell	F 30:22	6-10	1-2	1-4	2	9	11	3	14	1	0	1	0	1st FG% 18.30	60.0%														
41 Simas Lukosius	F 30:12	4-11	2-5	2-2	1	2	0	2	12	1	2	0	1	3PT% 4.8	50.0%														
55 Aziz Bandago	C 28:40	2-4	0-0	4-4	2	6	2	6	8	1	2	1	2	FT% 5.6	83.3%														
2 Jozelle James	G 28:51	7-13	0-5	0-0	1	2	3	1	14	7	1	2	1	2nd FG% 14.32	43.8%														
8 Connor Hickman	G 25:26	6-8	2-3	0-0	5	1	5	1	14	3	1	0	0	3PT% 5.14	35.7%														
14 Tyler Betsley	17:18	2-5	2-2	0-0	2	3	5	3	6	1	1	0	1	FT% 3.6	50%														
22 Arrinton Page	07:03	2-3	0-0	0-0	0	0	0	5	4	0	1	0	0	GMFG% 32.62	51.6%														
1 Day Day Thomas	15:36	2-3	2-3	0-0	1	1	3	1	6	2	2	0	0	3PT% 9.22	40.9%														
10 Josh Reed	13:45	0-3	0-2	1-2	1	1	1	1	1	0	0	0	0	FT% 8.12	66.7%														
3 Rayvon Griffith	01:54	1-2	0-0	0-0	0	1	1	0	2	0	0	0	0	Dead Ball Rebounds: 4, 1															
65 Halvine Dzelat	00:53	0-0	0-0	0-0	0	0	0	0	0	0	0	0	0																
Team													0		2														
Totals													32-62	9-22	8-12	9	27	36	20	14	81	16	12	4	5	1	23	Technical Fouls: NONE	

Official Basketball Box Score - Final													Game Time: 7:30 PM																
Charleston So. at Georgia Tech													Game Duration: 2:16																
11/23/24 McCarish Pavilion, Atlanta													Attendance: 3,414																
2024-25 Men's Basketball													Officials: Clarence Armstrong, Mark Schurr, Connor Rinn																
Georgia Tech - 58													Record: 2-3																
NO. Name	Min	FG	3P	FT	Rebounds	Fouls	TP	AS	TO	ST	Blocks	+/-	Shooting By Period																
11 Baye Ndongo	F 24:03	2-4	0-0	1-4	1	5	6	3	4	5	1	3	0	1st FG% 11.33	33.3%														
45 Doryan Onwuchekwa	C 20:34	3-7	0-2	0-0	2	2	4	5	0	6	1	0	1	3PT% 2.11	18.2%														
1 Naithan George	G 27:14	5-9	3-6	0-0	0	0	0	1	13	1	2	0	0	FT% 5.7	71.4%														
2 Jaivan McCollum	G 14:03	2-5	1-2	0-0	0	2	2	0	1	5	2	0	0	2nd FG% 10.28	38.5%														
14 Kwacice Reeves Jr.	G 21:08	1-6	1-4	0-1	0	1	1	2	1	3	0	1	1	3PT% 3.9	33.3%														
0 Lance Terry	29:06	2-11	0-4	3-4	1	0	1	0	3	7	0	2	2	FT% 6.13	46.2%														
3 Jaeden Mustaf	14:13	0-5	0-0	2-2	1	0	1	0	3	2	3	1	0	GMFG% 21.59	35.6%														
9 Luke O'Brien	22:43	2-5	0-1	0-0	2	3	5	2	1	4	0	0	1	3PT% 5.20	25.0%														
31 Duncan Powell	22:39	3-6	0-1	4-5	1	2	3	1	4	10	0	1	0	FT% 11.20	55.0%														
30 Ibrahim Souare	03:24	1-1	0-0	1-4	1	0	1	0	2	3	0	0	0	Dead Ball Rebounds: 7, 4															
35 Emmer Nichols	00:53	0-0	0-0	0-0	0	0	0	0	0	0	0	0	0																
Team													3		2		0		1										
Totals													21-59	5-20	11-20	12	17	29	14	20	58	8	12	5	1	5	23	Technical Fouls: NONE	

Biggest lead		Cincinnati		GaTech		Points from		CSU		GaTech		Period by Period Scoring					
26	(2 <sup>nd</sup> 0:57)	2	(1 <sup>st</sup> 18:56)	Turnovers	16	12	Turnovers	4	17	1st	2nd	TOT	CSU	32	35	67	
Best Scoring Run	10 (1 <sup>st</sup> 16:06)	4	(1 <sup>st</sup> 3:17)	Paint	44	28	Paint	18	52	2nd	TOT	TOT	GaTech	47	44	91	
Lead Changes	1			Second Chance	6	12	Second Chance	11	17								
Times Tied	1			Fast Breaks	16	7	Fast Breaks	9	23								
Time with Lead	38:15	00:25		Bench	19	26	Bench	20	32								

Official Basketball Box Score - Final													Game Time: 7:30 PM																
Georgia Tech - 91													Game Duration: 2:16																
11/23/24 McCarish Pavilion, Atlanta													Attendance: 3,414																
2024-25 Men's Basketball													Officials: Ted Valentine, Tim Cougherty, Ben Str																
Charleston So. - 67													Record: 1-7																
NO. Name	Min	FG	3P	FT	Rebounds	Fouls	TP	AS	TO	ST	Blocks	+/-	Shooting By Period																
2 Taje' Kelly	F 35:40	6-17	1-4	7-12	0	5	5	8	8	20	3	2	0	1st FG% 8-27	29.6%														
23 Reis Jones	F 15:58	1-1	0-0	3-4	2	4	6	3	2	5	0	0	0	3PT% 3-13	23.1%														
30 Thompson Camara	F 26:03	5-10	4-7	0-0	2	1	3	1	1	14	0	0	1	FT% 13-19	68.4%														
5 Derrick Harris Jr.	G 16:38	0-4	0-0	0-0	1	2	3	2	0	0	2	2	1	2nd FG% 9-29	31.0%														
7 Daylen Berry	G 39:17	0-6	0-3	8-9	0	3	2	8	8	6	5	2	1	3PT% 5-11	45.5%														
1 Lamar Oden Jr.	21:32	2-6	2-5	2-4	2	1	3	3	2	8	0	2	0	FT% 12-16	75%														
8 Jaylon Gibson	21:53	2-6	0-0	3-4	3	3	6	1	3	7	1	1	0	GMFG% 17-56	30.4%														
10 Keenan Wilkins	20:50	1-6	1-5	2-2	0	3	3	0	2	5	1	2	0	3PT% 8-24	33.3%														
34 Lase Olatere	02:09	0-0	0-0	0-0	0	1	1	0	0	0	0	0	0	FT% 25-35	71.4%														
Team													3		1		4		0		0								
Totals													17-56	8-24	25-35	13	24	37	17	26	67	13	14	4	3	1	24	Technical Fouls: NONE	

Official Basketball Box Score - Final													Game Time: 8:00 PM																
Georgia Tech - 61													Game Duration: 2:14																
11/23/24 Lloyd Hale Center, Norman													Attendance: 7,725																
2024-25 Men's Basketball													Officials: Don Daly, Orlando Pote, Jason Baker																
Georgia Tech - 91													Record: 3-3																
NO. Name	Min	FG	3P	FT	Rebounds	Fouls	TP	AS	TO	ST	Blocks	+/-	Shooting By Period																
11 Baye Ndongo	F 18:47	8-10	0-1	1-3	3	5	8	4	3	17	1	3	0	1st FG% 21-38	55.3%														
45 Doryan Onwuchekwa	C 21:27	2-8	1-3	1-2	1	1	2	5	1	6	2	0	0	3PT% 1-5	20.0%														
0 Lance Terry	G 36:40	7-10	0-0	1-3	0	5	4	3	15	4	0	5	0	FT% 4-6	66.7%														
1 Naithan George	G 24:24	8-14	1-1	0-0	1	3	5	4	1	17	0	2	0	2nd FG% 17-34	50.0%														
14 Kwacice Reeves Jr.	G 13:49	2-3	0-1	0-0	2	0	2	1	1	4	0	0	0	3PT% 2-6	33.3%														
30 Ibrahim Souare	17:01	2-4	0-0	2-4	2	2	4	2	6	0	1	0	1	FT% 8-14	57.1%														
31 Duncan Powell	25:14	2-6	0-3	3-4	2	6	8	1	3	7	1	1	0	GMFG% 38-72	52.8%														
3 Jaeden Mustaf	24:25	6-14	0-0	4-4	1	2	3	2	3	16	2	2	0	FT% 3-11	27.3%														
9 Luke O'Brien	18:13	1-3	1-2	0-0	0	3	3	1	0	3	1	1	1	FT% 12-20	60.0%														
Team													1		2		3		0		0								
Totals													38-72	3-11	12-20	13	29	42	26	17	91	18	7	10	1	3	24	Technical Fouls: NONE	

Biggest lead		CSU		GaTech		Points from		CSU		GaTech		Period by Period Scoring					
2	(1 <sup>st</sup> 18:52)	24	(2 <sup>nd</sup> 0:20)	Turnovers	4	17	Turnovers	4	17	1st	2nd	TOT	CSU	32	35	67	
Best Scoring Run	6 (1 <sup>st</sup> 0:43)	9	(2 <sup>nd</sup> 13:49)	Paint	18	52	Paint	18	52								
Lead Changes	4			Second Chance	11	17	Second Chance	11	17								
Times Tied	2			Fast Breaks	9	23	Fast Breaks	9	23								
Time with Lead	01:02	38:01		Bench	20	32	Bench	20	32								

Official Basketball Box Score - Final													Game Time: 1:00 PM																
Central Ark. at Georgia Tech													Game Duration: 2:04																
11/30/24 McCarish Pavilion, Atlanta													Attendance: 3,414																
2024-25 Men's Basketball													Officials: Ted Valentine, Tim Cougherty, Ben Str																
Georgia Tech - 87													Record: 4-3																
NO. Name	Min	FG	3P	FT	Rebounds	Fouls	TP	AS	TO	ST	Blocks	+/-	Shooting By Period																
23 Diogo Seixas	F 22:32	0-3	0-3	0-0	0	3	3	0	0	1	2	0	0	1st FG% 13-28	46.4%														
3 Brayden Fagbemi	G 37:43	5-11	3-7	2-2	0	6	6	1	2	15	3	1	0	3PT% 4-5	80%														
15 Michael Evganharu	G 32:47	3-5	1-1	1-2	1	4	5	2	1	8	1	2	0	FT% 8-9	88.9%														
25 Elias Cato	G 34:00	5-13	3-5	4-5	1	3	4	2	7	17	1	1	0	2nd FG% 8-29	27.6%														
32 Layne Taylor	G 35:41	5-15	5-13	5-5	1	2	3	2	20	5	1	0	0	3PT% 6-16	37.5%														
0 Ubong Abasi Etim	11:36	0-0	0-0	0-0	0	1	1	0	0	0	0	1	0	FT% 8-9	88.9%														
4 Nehemiah Turner	11:52	0-4	0-0	0-0	1	1	2	4	0	1	0	0	0	GMFG% 21-57	36.8%														
13 Ben Fox	12:55	3-6	2-3	0-0	2	0	2	0	8	0	0	1	0	3PT% 14-32	43.8%														
10 Owen Darhmann	00:54	0-0	0-0	0-0	0	0	0	0	0	0	0	0	0	FT% 12-14	85.7%														
Team													0		2		2		0		0								
Totals													21-57	14-32	12-14	6	22	28	13	15	68	12	8	3	3	1	19	Technical Fouls: NONE	

Biggest lead		UCA		GaTech		Points from		GT		OU		Period by Period Scoring	
0	(1 <sup>st</sup> 20:00)	19	(2 <sup>nd</sup> 0:30)	Turnovers	10	10	Turnovers	10	13	1st			

# 2024-25 BOX SCORES

Official Basketball Box Score - Final															Game Time: 2:00 PM	
Georgia Tech at North Carolina															Game Duration: 2:11	
12/07/24 Dean Smith Center, Chapel Hill															Attendance: 19,026	
2024-25 Men's Basketball															Officials: Ron Groover, Jeffrey Clark, Jemel Spearman	
<b>Georgia Tech - 65</b>															<b>Record: 4-5 (0-1)</b>	
NO. Name	Min	FG	3P	FT	Rebounds	Fouls	TP	AS	TO	ST	Blocks	BS	BA	+/-	1st FG%	3PT%
11 Baye Ndongo	F 34:36	7-13	0-1	5-10	3 9 12	2 6 19	1	1	0	1	0	1	0	1	34.3%	0%
45 Doryan Onwuchekwa	C 18:43	1-5	1-2	0-0	1 3 4	4 1 3	1	0	0	1	0	0	0	5.0%	50%	
0 Lance Terry	G 31:17	5-19	5-13	7-8	1 3 4	4 4 6	22	2	2	1	0	0	0	22.6%	8.9%	
1 Naithan George	G 39:02	4-14	2-6	2-2	1 7 8	1 1 12	4	5	2	1	1	1	1	28.6%	15.4%	
9 Luke O'Brien	G 13:28	0-2	0-0	0-0	0 0 0	0 3 0	0	0	1	0	0	0	0	0%	0%	
3 Jaeden Mustaf	G 31:32	2-7	0-1	2-2	2 2 4	4 3 6	1	4	0	0	0	1	1	28.6%	0%	
31 Duncan Powell	21:03	1-4	0-2	1-2	1 1 2	2 1 3	0	1	2	1	0	0	0	25.0%	0%	
30 Ibrahim Souare	03:25	0-0	0-0	0-0	0 0 0	0 0 0	0	0	0	0	0	0	0	0%	0%	
<b>Team</b>					<b>2</b>	<b>3</b>			<b>0</b>	<b>0</b>						
<b>Totals</b>		<b>20-64</b>	<b>8-27</b>	<b>17-24</b>	<b>11 26 37</b>	<b>20 18 65</b>	<b>9</b>	<b>14</b>	<b>5</b>	<b>4</b>	<b>2</b>	<b>3</b>	<b>3</b>			
<b>Shooting By Period</b>															<b>1st FG%: 12.35 34.3%</b>	
															<b>2nd FG%: 4-11 36.4%</b>	
															<b>3PT%: 2-4 50%</b>	
															<b>FT%: 8-29 27.6%</b>	
															<b>GM FG%: 20-64 31.3%</b>	
															<b>3PT%: 8-27 29.6%</b>	
															<b>FT%: 17-24 70.8%</b>	
															Dead Ball Rebounds: 4, 0	
<b>Technical Fouls: NONE</b>																
<b>North Carolina - 68</b>															<b>Record: 5-4 (1-0)</b>	
NO. Name	Min	FG	3P	FT	Rebounds	Fouls	TP	AS	TO	ST	Blocks	BS	BA	+/-	1st FG%	3PT%
22 Ven Allen Lubin	F 16:06	2-2	0-0	1-3	2 6 8	5 2 5	0	1	1	1	0	0	0	3	100%	0%
3 Eliot Cadeau	G 29:28	4-13	1-6	0-0	1 5 6	2 3 9	4	7	3	1	0	0	0	31.0%	16.7%	
4 RJ Davis	G 37:59	5-15	2-8	4-5	1 4 7	3 16 3	2	2	0	2	0	2	0	33.3%	25.0%	
7 Seth Trimble	G 33:37	5-8	1-1	8-9	3 4 7	2 6 19	0	0	4	0	0	0	0	62.5%	18.2%	
9 Drake Powell	G 14:37	0-2	0-0	0-0	0 1 1	2 1 0	1	2	0	0	0	0	0	0%	0%	
13 Jalen Washington	19:50	1-2	0-0	0 1 5	6 1 1	2 0 2	0	1	2	0	0	0	0	50%	0%	
11 Ian Jackson	26:42	5-14	1-4	4-4	1 1 2	1 15 1	1	0	0	0	2	2	0	35.7%	25.0%	
24 Jae'Lyn Withers	16:29	1-4	0-2	0 0 6	6 2 2	2 1 3	0	0	0	0	0	0	0	25.0%	0%	
5 Cade Tyson	04:55	0-1	0-1	0-0	0 0 0	0 0 0	0	0	0	0	0	0	0	0%	0%	
2 James Brown	01:16	0-0	0-0	0-0	0 0 0	0 0 0	0	0	0	0	0	0	0	0%	0%	
<b>Team</b>					<b>4</b>	<b>5</b>			<b>0</b>	<b>0</b>						
<b>Totals</b>		<b>23-59</b>	<b>5-24</b>	<b>17-21</b>	<b>13 35 48</b>	<b>18 20 68</b>	<b>10</b>	<b>18</b>	<b>11</b>	<b>2</b>	<b>4</b>	<b>3</b>	<b>3</b>			
<b>Shooting By Period</b>															<b>1st FG%: 12-27 44.4%</b>	
															<b>2nd FG%: 3-13 23.1%</b>	
															<b>3PT%: 4-6 66.7%</b>	
															<b>FT%: 11-32 34.4%</b>	
															<b>GM FG%: 11-32 34.4%</b>	
															<b>3PT%: 2-11 18.2%</b>	
															<b>FT%: 13-15 86.7%</b>	
															<b>GM FG%: 23-59 39.0%</b>	
															<b>3PT%: 5-24 20.8%</b>	
															<b>FT%: 17-21 81.0%</b>	
															Dead Ball Rebounds: 1, 1	
<b>Technical Fouls: NONE</b>																
<b>Period by Period Scoring</b>																
															<b>1st 2nd TOT</b>	
															<b>GT 30 35 65</b>	
															<b>UNC 31 37 68</b>	
<b>Biggest lead</b>															<b>8 (1st 12:00)</b>	
<b>Best Scoring Run</b>															<b>9 (2nd 13:16-13:39)</b>	
<b>Lead Changes</b>															<b>9</b>	
<b>Times Tied</b>															<b>12</b>	
<b>Time with Lead</b>															<b>13:57 22:17</b>	

Official Basketball Box Score - Final															Game Time: 3:05 PM	
Georgia Tech at Northwestern															Game Duration: 1:53	
12/15/24 Fiserv Forum, Milwaukee															Attendance: 19,026	
2024-25 Men's Basketball															Officials: Doug Simmons, Ron Groover, Bert Smith	
<b>Georgia Tech - 60</b>															<b>Record: 4-6</b>	
NO. Name	Min	FG	3P	FT	Rebounds	Fouls	TP	AS	TO	ST	Blocks	BS	BA	+/-	1st FG%	3PT%
11 Baye Ndongo	F 18:51	2-4	0-0	2-4	0 0 2	1 4 5	2	2	4	0	3	0	1	0	50%	0%
45 Doryan Onwuchekwa	C 07:53	0-1	0-0	0-0	0 0 0	0 0 0	0	0	0	0	0	0	0	0%	0%	
0 Lance Terry	G 34:28	7-16	2-7	1-2	1 3 4	4 0 3	17	2	3	0	1	0	0	43.8%	28.6%	
1 Naithan George	G 30:00	1-6	1-3	0-0	0 7 7	2 1 3	7	3	0	0	1	0	0	16.7%	33.3%	
9 Luke O'Brien	G 22:00	1-6	0-4	4-4	1 1 2	1 2 1	2	1	2	0	0	0	0	16.7%	0%	
2 Javian McCollum	23:08	1-5	1-4	0-0	0 2 2	2 0 3	2	0	3	2	1	1	0	20.0%	25.0%	
31 Duncan Powell	12:22	2-2	2-2	0-0	0 5 5	0 0 0	6	2	2	0	0	0	0	100%	100%	
12 Ryan Mutombo	21:33	5-8	0-0	1-1	6 7 1	2 1 2	10	1	1	0	0	2	2	62.5%	0%	
3 Jaeden Mustaf	26:30	3-8	1-3	4-4	2 4 6	4 4 11	0	1	0	0	0	0	0	37.5%	25.0%	
10 Darrion Sutton	03:15	0-0	0-0	0-0	0 0 0	0 0 0	0	0	0	0	0	0	0	0%	0%	
<b>Team</b>					<b>2</b>	<b>4</b>			<b>0</b>	<b>1</b>						
<b>Totals</b>		<b>22-56</b>	<b>7-24</b>	<b>9-13</b>	<b>8 34 42</b>	<b>15 14 60</b>	<b>14</b>	<b>16</b>	<b>1</b>	<b>4</b>	<b>4</b>	<b>11</b>	<b>4</b>			
<b>Shooting By Period</b>															<b>1st FG%: 9-28 32.1%</b>	
															<b>2nd FG%: 4-13 30.8%</b>	
															<b>3PT%: 4-13 30.8%</b>	
															<b>FT%: 4-4 100%</b>	
															<b>GM FG%: 22-56 39.3%</b>	
															<b>3PT%: 7-24 29.2%</b>	
															<b>FT%: 9-13 69.2%</b>	
															Dead Ball Rebounds: 2, 0	
<b>Technical Fouls: NONE</b>																
<b>Northwestern - 71</b>															<b>Record: 8-3</b>	
NO. Name	Min	FG	3P	FT	Rebounds	Fouls	TP	AS	TO	ST	Blocks	BS	BA	+/-	1st FG%	3PT%
2 Nick Marinelli	F 38:15	7-12	2-3	0-0	0 3 3	2 0 16	3	1	1	0	0	0	0	12	58.3%	66.7%
24 Matthew Nicholson	C 21:36	2-4	0-0	2-2	3 5 8	4 3 4	3	1	0	0	1	0	0	14	50%	0%
1 Jalen Leach	G 29:43	5-16	2-7	4-4	0 1 1	3 4 16	2	2	1	0	0	0	0	18	31.3%	28.6%
3 Ty Berry	G 36:15	4-8	3-5	0-0	0 5 5	0 0 2	11	2	0	3	0	0	0	19	50%	60%
13 Brooks Barnhizer	G 37:12	6-18	2-5	6-10	1 9 10	1 6 20	3	1	3	3	1	3	1	13	33.3%	40%
20 Justin Mullins	19:35	1-3	0-1	0-0	1 1 2	1 0 1	2	0	0	0	0	0	0	10	33.3%	0%
33 Luke Hunger	17:25	1-4	0-1	0-0	1 0 1	0 0 3	2	5	1	1	0	1	0	11	25.0%	0%
<b>Team</b>					<b>3</b>	<b>6</b>			<b>0</b>	<b>0</b>						
<b>Totals</b>		<b>26-65</b>	<b>9-22</b>	<b>10-16</b>	<b>9 27 36</b>	<b>14 15 71</b>	<b>18</b>	<b>6</b>	<b>9</b>	<b>4</b>	<b>4</b>	<b>11</b>	<b>4</b>			
<b>Shooting By Period</b>															<b>1st FG%: 10-31 32.3%</b>	
															<b>2nd FG%: 5-12 41.7%</b>	
															<b>3PT%: 6-8 75%</b>	
															<b>FT%: 10-16 62.5%</b>	
															<b>GM FG%: 26-65 40.0%</b>	
															<b>3PT%: 9-22 40.9%</b>	
															<b>FT%: 10-16 62.5%</b>	
															Dead Ball Rebounds: 2, 1	
<b>Technical Fouls: NONE</b>																
<b>Period by Period Scoring</b>																
															<b>1st 2nd TOT</b>	
															<b>GAT 26 34 60</b>	
															<b>NTW 31 40 71</b>	
<b>Biggest lead</b>															<b>0 (1st 20:00)</b>	
<b>Best Scoring Run</b>															<b>7 (2nd 10:45)</b>	
<b>Lead Changes</b>															<b>0</b>	
<b>Times Tied</b>															<b>0</b>	
<b>Time with Lead</b>															<b>00:00 39:42</b>	

Official Basketball Box Score - Final															Game Time: 7:30 PM	
UMBC at Georgia Tech															Game Duration: 2:08	
12/19/24 McCamish Pavilion, Atlanta															Attendance: 3,494	
2024-25 Men's Basketball															Officials: Clarence Armstrong, Chuck Jones, Courtney Green	
<b>UMBC - 82</b>															<b>Record: 7-6</b>	
NO. Name	Min	FG	3P	FT	Rebounds	Fouls	TP	AS	TO	ST	Blocks	BS	BA	+/-	1st FG%	3PT%
2 Josh Odunowo	F 21:19	1-5	0-0	0-0	2 2 4	2 0 2	1	4	1	0	2	0	0	-19	20.0%	0%
6 Louie Jordan	F 31:17	5-10	5-10	2-4	0 4 4	1 3 17	3	1	0	0	0	0	0	-4	50%	100%
1 Ace Valentine	G 37:06	7-10	1-2	1-2	0 3 3	4 2 16	4	4	3	0	1	0	0	17	70%	50%
23 Bryce Johnson	G 35:25	8-15	2-5	3-4	0 0 5	1 4 21	4	1	2	0	1	0	0	-5	53.3%	40.0%
24 Marcus Banks	G 22:26	3-8	2-6	0-0	0 2 2	2 0 8	0	2	1	0	0	0	0	-11	37.5%	33.3%
10 Devan Sapp	10:54	1-4	0-2	0-0	0 1 1	1 0 2	0	0	0	0	0	0	0	3	25.0%	0%
20 JC Harris	04:30	1-1	0-0	0-0	0 0 0	0 0 0	0	0	0	0	0	0	0	-7	0%	0%
4 Marlon Short	19:13	1-2	0-0	4-6	0 1 1	3 4 6	5	0	0	0	0	0	0	3	50%	0%
0 Regimantas Ciumys	14:40	3-3	0-0	2-3	0 2 2	4 2 8	1	0	2	0	0	0	0	3	100%	0%
3 Chaydon Stone	02:56	0-0	0-0	0-0	0 0 0	0 1 0	0	0	0	0	0	0	0	-5	0%	0%
5 Dayton Dickerson	00:14	0-0	0-0	0-0	0 0 0	0 0 0	0	0	0	0	0	0	0	0	0%	0%
<b>Team</b>					<b>3</b>	<b>1 4</b>			<b>0</b>	<b>0</b>						
<b>Totals</b>		<b>30-58</b>														



# 2024-25 BOX SCORES

**GT** Official Basketball Box Score - Final  
**Alabama A&M at Georgia Tech**  
12/20/24 McCarish Pavilion, Atlanta  
2024-25 Men's Basketball  
Game Time: 2:00 PM  
Game Duration: 2:06  
Attendance: 4,430  
Officials: Ron Groover, Mark Schnur, Kellen Milner

**Alabama A&M - 49** Record: 4-9

NO. Name	Min	FG M-A	3P M-A	FT M-A	Rebounds OR DR TOT	Fouls PF FD	TP	AS	TO	ST	Blocks BS BA +/-	Shooting By Period
7 Saiou Seye	10:25	1-3	0-1	0-0	1 0 1	2 3 2	0	2	0	0	0	1st FG% 9-35 25.7%
23 Chad Moodle	F 23:05	0-8	0-0	1-4	3 4 2	3 1	0	2	0	1	3	3PT% 4-14 28.6%
0 AC Bryant	G 19:15	4-10	2-6	1-2	1 4 5	2 1	11	2	1	0	1	FT% 6-37 16.2%
4 Quincy McGriff	G 21:28	3-10	1-5	0-0	2 2 0	0 0	7	2	3	0	0	2nd FG% 6-37 16.2%
22 Lorenzo Downey	G 18:04	0-5	0-3	0-0	1 1 0	0 0	1	1	2	1	0	3PT% 4-19 21.1%
5 London Riley	21:08	3-7	3-6	0-0	0 1 1	1 0	9	1	0	2	0	FT% 8-12 66.7%
55 Aaron Smith	16:02	0-5	0-1	0-0	2 4 6	3 1	0	0	1	0	2	GMFG% 15-72 20.8%
2 Bilal Abdur-Rahman	15:54	2-8	1-4	6-7	0 2 2	1 3	11	4	1	1	0	3PT% 8-33 24.2%
30 Darius Ford	13:17	1-3	0-2	0-0	0 1 1	0 1	2	1	2	1	0	FT% 11-17 64.7%
13 Angok Anyang	11:35	0-3	0-0	2-2	3 1 4	3 2	1	0	1	0	0	Dead Ball Rebounds: 6, 1
34 Bol Kuir	05:54	0-2	0-0	0-0	2 0 2	1 0	0	0	1	0	0	
10 Clance Crosby	09:20	0-3	0-0	1-2	4 0 4	2 1	1	1	2	1	0	
12 Warren Yeh	07:42	0-2	0-0	0-0	0 0 0	1 0	0	1	0	0	0	
6 Jaylen Colon	06:02	1-3	1-3	0-0	0 0 0	0 0	1	3	0	0	0	
14 Ademola Olatipo	00:49	0-0	0-0	0-0	0 1 1	0 0	0	0	0	0	0	
<b>Team</b>					<b>3 2 5</b>	<b>0</b>	<b>1</b>	<b>0</b>	<b>1</b>	<b>0</b>	<b>1</b>	
<b>Totals</b>	15:72	8-33	11-17	20	19	39	17	17	49	11	19	11 2 8 -43

Technical Fouls: NONE

**Georgia Tech - 92** Record: 6-7

NO. Name	Min	FG M-A	3P M-A	FT M-A	Rebounds OR DR TOT	Fouls PF FD	TP	AS	TO	ST	Blocks BS BA +/-	Shooting By Period	
11 Baye Ndongo	F 18:49	4-5	0-0	2-4	2 4 6	4 3	10	4	6	3	1	0	1st FG% 18-30 60.0%
12 Ryan Mutombo	C 10:56	1-1	0-0	0-0	2 0 2	0 0	2	1	1	0	0	0	3PT% 6-13 46.2%
0 Lance Terry	G 32:17	8-14	5-8	1-2	0 3 3	0 1	22	2	1	1	0	0	FT% 8-11 72.7%
1 Naithan George	G 32:31	2-8	0-4	0-0	1 5 6	3 1	4	9	3	1	1	0	2nd FG% 15-31 48.4%
3 Jaeden Mustaf	G 26:47	4-7	1-2	4-4	1 6 7	3 3	13	6	2	5	0	0	3PT% 4-8 50.0%
31 Duncan Powell	23:29	2-2	1-1	1-2	0 7 7	2 1	6	2	1	0	2	0	FT% 8-10 80%
2 Javian McCollum	15:54	5-11	3-6	5-5	0 1 1	2 4	18	2	2	1	0	0	GMFG% 33-61 54.1%
30 Ibrahim Souare	19:00	4-5	0-0	0-0	3 3 6	3 2	8	0	0	2	1	0	3PT% 10-21 47.6%
10 Darion Sutton	13:25	0-1	0-0	3-4	0 4 4	0 2	3	1	0	2	1	0	FT% 16-21 76.2%
33 Marcos San Mguel	03:26	2-5	0-0	0-0	0 0 0	0 0	4	0	1	0	0	0	Dead Ball Rebounds: 3, 0
35 Emmer Nichols	03:26	1-2	0-0	0-0	1 1 2	0 0	2	0	1	0	1	0	
<b>Team</b>					<b>0 3 3</b>	<b>0</b>	<b>1</b>	<b>0</b>	<b>1</b>	<b>0</b>	<b>1</b>		
<b>Totals</b>	33-61	10-21	16-21	10	37	47	17	17	92	27	19	13 8 2 43	

Technical Fouls: NONE

	AMU	GaTech
Biggest lead	2 (1st 17:08)	43 (2nd 1:59)
Best Scoring Run	6 (2nd 13:49)	12 (1st 6:30)
Lead Changes	4	
Times Tied	3	
Time with Lead	00:33	36:59

Points from	AMU	GaTech
Turnovers	13	20
Paint	10	42
Second Chance	13	14
Fast Breaks	14	20
Bench	28	41

Period by Period Scoring	1st	2nd	TOT
AMU	25	24	49
GaTech	50	42	92

**GT** Official Basketball Box Score - Final  
**Notre Dame at Georgia Tech**  
12/31/24 McCarish Pavilion, Atlanta  
2024-25 Men's Basketball  
Game Time: 2:30 PM  
Game Duration: 2:05  
Attendance: 4,914  
Officials: Lee Cassel, Lamar Simpson, Tim Oougherty

**Notre Dame - 75** Record: 7-6 (1-1)

NO. Name	Min	FG M-A	3P M-A	FT M-A	Rebounds OR DR TOT	Fouls PF FD	TP	AS	TO	ST	Blocks BS BA +/-	Shooting By Period	
7 Tae Davis	F 34:09	9-16	0-2	9-10	4 3 7	3 8	27	3	1	0	0	0	1st FG% 9-32 28.1%
14 Kebsa Njie	F 20:24	1-3	0-0	2-2	3 1 4	2 3	4	0	3	0	0	0	3PT% 4-13 30.8%
1 Julian Roper II	G 21:53	1-5	0-2	0-0	5 1 6	2 0	2	2	0	0	0	0	FT% 2-3 66.7%
11 Braeden Shrewsbury	G 33:59	4-11	4-6	0-0	2 2 1	0 1	0	2	2	1	0	0	2nd FG% 18-30 60.0%
41 Matt Allocco	G 37:05	6-13	2-4	1-2	1 1 2	4 2	15	7	2	1	1	1	3PT% 5-8 62.5%
20 J.R. Konieczny	29:50	2-6	2-5	0-0	1 4 5	3 1	6	2	1	1	0	0	FT% 10-11 90.9%
25 Nikita Konstantynovskiy	10:15	3-4	0-0	0-0	2 2 1	0 0	1	6	2	0	0	0	GMFG% 27-62 43.5%
2 Logan Imes	06:34	0-3	0-1	0-0	0 0 0	0 0	0	0	1	0	0	0	3PT% 9-21 42.9%
21 Burke Chebuhar	02:55	0-0	0-0	0-0	0 0 0	0 0	1	0	1	0	0	0	FT% 12-14 85.7%
4 Sir Mohammed	02:56	1-1	1-1	0-0	0 0 0	0 0	3	0	1	0	0	0	Dead Ball Rebounds: 2, 0
<b>Team</b>					<b>0 1 1</b>	<b>0</b>	<b>1</b>	<b>0</b>	<b>0</b>	<b>0</b>	<b>0</b>		
<b>Totals</b>	27-62	9-21	12-14	14	15	29	17	14	75	17	10	3 2 4 -11	

Technical Fouls: NONE

**Georgia Tech - 86** Record: 7-7 (1-2)

NO. Name	Min	FG M-A	3P M-A	FT M-A	Rebounds OR DR TOT	Fouls PF FD	TP	AS	TO	ST	Blocks BS BA +/-	Shooting By Period		
11 Baye Ndongo	F 20:19	4-4	0-0	2-4	2 4 6	5 2	10	1	3	0	1	0	1st FG% 17-28 60.7%	
12 Ryan Mutombo	C 12:09	1-1	0-0	0-0	1 2 3	1 0	2	0	0	0	0	0	3PT% 4-9 44.4%	
0 Lance Terry	G 31:38	5-6	2-3	2-4	1 1 2	0 2	14	0	0	0	0	0	FT% 5-7 71.4%	
1 Naithan George	G 36:43	5-9	1-3	0-0	0 5 5	1 1	11	6	2	0	1	0	2nd FG% 13-25 52.0%	
3 Jaeden Mustaf	G 23:45	1-5	0-0	3-4	1 4 5	3 4	5	2	0	0	0	0	3PT% 4-11 36.4%	
2 Javian McCollum	34:35	7-13	2-6	5-5	0 1 1	0 2	21	6	1	3	0	1	0	FT% 13-18 72.2%
30 Ibrahim Souare	13:44	1-2	0-0	0 1 1	1 1	2	0	0	0	1	0	0	GMFG% 30-53 56.6%	
31 Duncan Powell	27:07	6-13	3-8	6-8	1 2 3	3 5	21	2	1	0	1	1	0	3PT% 8-20 40.0%
<b>Team</b>					<b>3 1 4</b>	<b>0</b>	<b>1</b>	<b>0</b>	<b>1</b>	<b>0</b>	<b>1</b>			
<b>Totals</b>	30-53	8-20	18-25	9	21	30	14	17	86	17	8	5 4 2 11		

Technical Fouls: NONE

	ND	GaTech
Biggest lead	1 (1st 12:25)	19 (1st 0:11)
Best Scoring Run	11 (2nd 12:32)	8 (1st 9:35)
Lead Changes	2	
Times Tied	1	
Time with Lead	00:21	38:07

Points from	ND	GaTech
Turnovers	4	17
Paint	36	38
Second Chance	15	13
Fast Breaks	3	12
Bench	15	44

Period by Period Scoring	1st	2nd	TOT
ND	24	51	75
GaTech	43	43	86

**GT** Official Basketball Box Score - Final  
**Boston College at Georgia Tech**  
01/04/25 McCarish Pavilion, Atlanta  
2024-25 Men's Basketball  
Game Time: 12:00 PM  
Game Duration: 2:03  
Attendance: 3,949  
Officials: Tony Henderson, Jerry Heater, Jeff Fox

**Boston College - 64** Record: 9-6 (1-3)

NO. Name	Min	FG M-A	3P M-A	FT M-A	Rebounds OR DR TOT	Fouls PF FD	TP	AS	TO	ST	Blocks BS BA +/-	Shooting By Period	
31 Elijah Strong	F 32:21	6-14	2-5	2-4	3 3 6	4 3	16	0	4	0	0	0	1st FG% 13-31 41.9%
32 Chad Venning	F 30:39	8-15	0-0	3-5	3 5 8	3 4	19	1	2	0	1	1	3PT% 3-7 42.9%
1 Dion Brown	G 15:56	1-3	0-0	0-0	0 1 1	2 0	3	1	0	0	0	0	FT% 2-3 66.7%
7 Joshua Beadle	G 19:57	2-3	1-1	0-1	0 2 2	1 2	5	3	2	1	0	0	2nd FG% 12-28 42.9%
13 Donald Hand Jr.	G 30:35	2-7	0-1	2-2	1 5 6	2 1	6	0	3	2	1	0	3PT% 2-8 25.0%
5 Fred Payne	19:51	1-5	1-2	2-2	0 1 1	1 2	5	2	0	0	0	0	FT% 7-12 58.3%
00 Ches Kelley III	10:53	1-3	0-2	0-0	0 0 0	3 1	2	1	0	0	0	0	GMFG% 25-59 42.4%
3 Roger McFarlane	17:44	3-5	1-3	0-0	1 2 3	1 0	7	0	1	0	0	0	3PT% 5-15 33.3%
22 Jayden Hastings	09:21	0-1	0-0	0-0	2 2 1	0 0	0	0	0	0	0	0	FT% 9-15 60.0%
10 Luka Toews	12:43	1-3	0-0	0-1	0 1 1	3 1	2	4	0	0	0	1	Dead Ball Rebounds: 4, 1
<b>Team</b>					<b>0 1 1</b>	<b>0</b>	<b>0</b>	<b>0</b>	<b>0</b>	<b>0</b>	<b>0</b>		
<b>Totals</b>	25-59	5-15	9-15	8	23	31	21	15	64	14	13	3 2 5 -21	

Technical Fouls: NONE

**Georgia Tech - 85** Record: 8-7 (2-2)

NO. Name	Min	FG M-A	3P M-A	FT M-A	Rebounds OR DR TOT	Fouls PF FD	TP	AS	TO	ST	Blocks BS BA +/-	Shooting By Period	
11 Baye Ndongo	F 20:55	6-9	0-0	2-3	2 4 4	4 3	14	1	3	0	1	1	1st FG% 17-28 60.7%
12 Ryan Mutombo	C 11:56	0-1	0-0	0-0	4 4 4	0 0	0	0	0	0	0	0	3PT% 7-11 63.6%
0 Lance Terry	G 32:34	7-12	2-5	4-8	1 1 2	2 7	20	3	1	4	0	0	FT% 3-6 50%
1 Naithan George	G 34:56	3-9	1-3	3-4	0 3 3	2 2	10	10	2	2	0	0	2nd FG% 14-25 56.0%
3 Jaeden Mustaf	G 21:24	4-6	0-0	0-2	2 2 1	1 8	0	1	0	0	0	0	3PT% 1-6 16.7%
2 Javian McCollum	30:16	6-9	2-5	6-6	0 5 5	2 4	20	4	2	0	1	0	GMFG% 31-53 58.5%
30 Ibrahim Souare	23:13	1-2	0-0	0-4	0 6 3	3 2							



# 2024-25 BOX SCORES

Official Basketball Box Score - Final															Game Time: 3:35 PM	
Georgia Tech at SMU															Game Duration: 2:0	
01/11/25 Moody Coliseum, Dallas, Texas															Attendance: 5,522	
2024-25 Men's Basketball															Officials: Lee Cassel, Kipp Kissinger, Isaac Barnes	
<b>Georgia Tech - 71</b>															<b>Record: 8-9 (2-4)</b>	
<b>NO. Name</b>	<b>Min</b>	<b>FG</b>	<b>3P</b>	<b>FT</b>	<b>Rebounds</b>	<b>Fouls</b>	<b>TP</b>	<b>AS</b>	<b>TO</b>	<b>ST</b>	<b>Blocks</b>	<b>BS</b>	<b>BA</b>	<b>+/-</b>	<b>Shooting By Period</b>	
11 Baye Ndongo	F 22:42	1-3	0-0	4-5	1 3 7	2 5	6	1	3	0	0	1	0	-28	1 <sup>st</sup> FG%: 7-24	29.2%
12 Ryan Mutombo	C 16:25	2-6	0-0	0-0	1 1 2	1 0	4	0	0	0	0	1	0	-14	3 <sup>rd</sup> FT%: 4-4	100%
0 Lance Terry	G 30:11	5-15	0-6	0-0	1 3 4	4 2	10	4	3	0	1	1	1	-16	2 <sup>nd</sup> FG%: 20-35	57.1%
1 Naithan George	G 35:20	4-10	2-5	1-1	1 4 5	0 3	11	10	7	0	1	0	-10	3 <sup>rd</sup> FT%: 8-16	50.0%	
3 Jaedon Mustaf	G 13:52	2-3	0-0	1-2	0 0 0	5 1	5	0	3	0	0	1	0	-19	FT%: 4-10	40%
2 Javian McCollum	G 32:20	7-11	5-8	1-2	1 3 4	0 2	20	5	2	0	1	1	-10	GM FG%: 27-59	45.8%	
30 Ibrahim Souare	15:43	1-1	0-0	0-0	0 0 0	4 1	2	1	1	0	0	0	-4	3 <sup>rd</sup> FT%: 9-23	39.1%	
31 Duncan Powell	33:27	5-10	2-4	1-4	3 8 11	0 3	13	1	2	1	1	1	-9	FT%: 8-14	57.1%	
<b>Team</b>					3 1 4	0	0	2							Dead Ball Rebounds: 2, 0	
<b>Totals</b>		27-59	9-23	8-14	11 26 37	16 17	71	22	22	2	5	5	-22		Technical Fouls: NONE	
<b>SMU - 93</b>															<b>Record: 12-4 (3-2)</b>	
<b>NO. Name</b>	<b>Min</b>	<b>FG</b>	<b>3P</b>	<b>FT</b>	<b>Rebounds</b>	<b>Fouls</b>	<b>TP</b>	<b>AS</b>	<b>TO</b>	<b>ST</b>	<b>Blocks</b>	<b>BS</b>	<b>BA</b>	<b>+/-</b>	<b>Shooting By Period</b>	
33 Matt Cross	F 31:53	4-10	2-6	1-2	2 5 7	2 3	11	4	2	3	2	0	23	1 <sup>st</sup> FG%: 19-34	55.9%	
24 Samet Yigitoglu	C 26:03	2-7	0-1	3-5	3 6 9	4 3	7	1	3	2	0	0	27	FT%: 4-7	57.1%	
0 B.J. Edwards	C 29:15	8-11	2-2	1-2	1 2 3	2 3	19	6	1	6	0	1	26	2 <sup>nd</sup> FG%: 16-36	44.4%	
2 Boggie Miller	G 21:17	2-7	0-3	0-0	0 1 1	2 1	4	9	1	2	0	0	7	3 <sup>rd</sup> FT%: 6-14	42.9%	
3 Chuck Harris	G 29:33	7-11	4-6	3-4	2 1 3	3 2	21	2	1	0	0	1	19	FT%: 5-8	62.5%	
8 Kario Oquendo	21:07	4-8	3-5	1-2	0 1 1	0 3	12	3	0	1	1	0	14	GM FG%: 35-70	50.0%	
5 Tibo Gorener	10:16	1-1	0-0	0-0	0 1 1	2 0	2	0	0	0	0	0	1	14	3 <sup>rd</sup> FT%: 14-28	50.0%
21 Yohan Traore	14:55	5-9	3-3	0-0	1 3 4	1 1	13	0	0	0	0	0	-4	FT%: 9-15	60.0%	
22 Keon Ambrose-Hylton	10:18	2-5	0-1	0-0	1 1 2	1 0	4	0	1	0	0	0	8	Dead Ball Rebounds: 2, 1		
20 Jerrell Colbert	02:34	0-0	0-0	0-0	0 0 0	0 0	0	0	0	0	0	0	-3			
10 AJ George	02:02	0-0	0-0	0-0	0 2 2	0 0	0	0	0	0	0	0	-6			
35 Jackson Young	00:47	0-1	0-1	0-0	0 0 0	0 0	0	0	0	0	0	0	-2			
<b>Team</b>					3 1 4	0	0	0	0	0	0	0	0		Dead Ball Rebounds: 2, 1	
<b>Totals</b>		35-70	14-28	9-15	13 24 37	17 16	93	25	10	15	5	5	22		Technical Fouls: NONE	
<b>Points from Turnovers</b>															<b>Period by Period Scoring</b>	
GT 2 (1 <sup>st</sup> 19:46) 37 (2 <sup>nd</sup> 16:45)															1st 2nd TOT	
<b>Best Scoring Run</b> 6 (1 <sup>st</sup> 12:13) 14 (1 <sup>st</sup> 4:35)															CL 36 34 70	
<b>Lead Changes</b> 1															GaTech 25 34 59	
<b>Times Tied</b> 0																
<b>Time with Lead</b> 00:17 39:29																

Official Basketball Box Score - Final															Game Time: 12:00 PM		
Georgia Tech at Florida State															Game Duration: 2:11		
01/18/25 Donald L. Tucker Center, Tallahassee															Attendance: 6,751		
2024-25 FSU Men's Basketball															Officials: A.J. Dessai, Jemel Spearman, Michael Kitz		
<b>Georgia Tech - 78</b>															<b>Record: 8-11 (2-6)</b>		
<b>NO. Name</b>	<b>Min</b>	<b>FG</b>	<b>3P</b>	<b>FT</b>	<b>Rebounds</b>	<b>Fouls</b>	<b>TP</b>	<b>AS</b>	<b>TO</b>	<b>ST</b>	<b>Blocks</b>	<b>BS</b>	<b>BA</b>	<b>+/-</b>	<b>Shooting By Period</b>		
11 Baye Ndongo	F 26:13	1-3	0-0	1-1	2 10 12	5 3	3	1	2	0	0	1	1	-17	1 <sup>st</sup> FG%: 7-27	25.9%	
30 Ibrahim Souare	F 27:15	1-1	0-0	0-2	1 1 2	4 2	2	0	2	0	0	0	-10	3 <sup>rd</sup> FT%: 2-14	14.3%		
0 Lance Terry	G 38:33	9-17	2-6	3-4	0 1 1	1 2	23	2	2	1	0	2	-15	FT%: 8-10	80%		
1 Naithan George	G 38:26	4-12	2-7	0-2	0 3 3	2 1	10	4	1	1	0	0	-9	2 <sup>nd</sup> FG%: 19-33	57.6%		
2 Javian McCollum	G 35:51	7-17	4-11	2-3	0 2 2	1 3	20	4	3	0	1	1	-17	FT%: 9-14	64.3%		
31 Duncan Powell	32:42	4-10	1-5	11-12	3 3 6	4 6	20	2	2	1	0	1	-15	GM FG%: 26-60	43.3%		
<b>Team</b>					4 2 6	0	0	0	0	0	0	0	0		3 <sup>rd</sup> FT%: 9-29	31.0%	
<b>Totals</b>		26-60	9-29	17-24	10 22 32	17 17	78	13	12	6	1	5	-13	FT%: 17-24	70.8%	Dead Ball Rebounds: 4, 0	
<b>Florida State - 91</b>															<b>Record: 13-5 (4-3)</b>		
<b>NO. Name</b>	<b>Min</b>	<b>FG</b>	<b>3P</b>	<b>FT</b>	<b>Rebounds</b>	<b>Fouls</b>	<b>TP</b>	<b>AS</b>	<b>TO</b>	<b>ST</b>	<b>Blocks</b>	<b>BS</b>	<b>BA</b>	<b>+/-</b>	<b>Shooting By Period</b>		
11 Jamir Watkins	F 31:24	6-12	3-7	2-3	1 4 5	3 6	17	3	1	2	1	0	14	1 <sup>st</sup> FG%: 15-34	44.1%		
10 Taylor Bol Bowen	F 28:17	7-9	3-5	3-5	1 3 4	1 3	20	0	1	0	0	0	7	3 <sup>rd</sup> FT%: 5-17	29.4%		
12 Malique Ewin	F 26:11	6-9	0-0	5-6	6 11	3 3	17	4	2	1	2	0	16	FT%: 2-4	50%		
0 Chandler Jackson	G 20:15	4-9	0-2	0-0	0 1 1	1 0	8	1	1	1	0	0	4	2 <sup>nd</sup> FG%: 20-33	60.6%		
5 Daquan Davis	G 21:20	3-8	0-3	1-1	0 1 1	2 1	7	3	0	0	1	1	19	FT%: 10-13	76.9%		
7 Jerry Deng	11:10	3-5	2-3	1-2	0 1 1	2 1	9	0	0	0	0	0	6	3 <sup>rd</sup> FT%: 35-67	52.3%		
25 Justin Thomas	23:11	0-2	0-0	2-6	8 3	3 3	0	5	0	3	0	0	11	3 <sup>rd</sup> FT%: 9-23	39.1%		
3 Bosyin Holt	19:52	3-7	0-2	0-0	2 2 2	1 0	6	1	3	1	0	0	-1	FT%: 12-17	70.6%		
21 Aler Makuk	08:30	0-1	0-1	0-0	1 1 2	1 0	2	0	0	0	0	0	0		Dead Ball Rebounds: 3, 0		
11 Christian Nitu	05:19	1-3	0-1	0-0	0 0 0	1 0	2	0	0	0	0	0	-3				
9 Anastasios Rozakas	01:59	2-2	1-1	0-0	1 0 1	0 0	5	0	0	0	0	0	-4				
43 Jesse Jones	01:59	0-0	0-0	0-0	0 0 0	0 0	0	0	0	0	0	0	-4				
15 Jalen Crawford	00:33	0-0	0-0	0-0	0 0 0	0 0	0	0	0	0	0	0	0				
<b>Team</b>					1 2 3	0	0	0	0	0	0	0	0		Dead Ball Rebounds: 3, 0		
<b>Totals</b>		35-67	9-27	12-17	12 27 39	18 17	91	19	8	8	5	1	13		Technical Fouls: Davis 1 <sup>st</sup> ; 5 Bowen 2 <sup>nd</sup> ; 1 59		
<b>Points from Turnovers</b>															<b>Period by Period Scoring</b>		
GT 0 (1 <sup>st</sup> 20:00) 17 (2 <sup>nd</sup> 1:59)															1st 2nd TOT		
<b>Best Scoring Run</b> 13 (2 <sup>nd</sup> 18:06) 9 (2 <sup>nd</sup> 1:59)															VaTech 35 29 64		
<b>Lead Changes</b> 0															GaTech 39 32 71		
<b>Times Tied</b> 0																	
<b>Time with Lead</b> 00:00 39:38																	

Official Basketball Box Score - Final															Game Time: 3:00 PM	
Clemson at Georgia Tech															Game Duration: 2:06	
01/14/25 McCamish Pavilion, Atlanta															Attendance: 4,047	
2024-25 Men's Basketball															Officials: Tony Henderson, Brian O'Connell, Jerry Heaster	
<b>Clemson - 70</b>															<b>Record: 14-4 (6-1)</b>	
<b>NO. Name</b>	<b>Min</b>	<b>FG</b>	<b>3P</b>	<b>FT</b>	<b>Rebounds</b>	<b>Fouls</b>	<b>TP</b>	<b>AS</b>	<b>TO</b>	<b>ST</b>	<b>Blocks</b>	<b>BS</b>	<b>BA</b>	<b>+/-</b>	<b>Shooting By Period</b>	
0 Viktor Lakhin	F 35:27	4-9	0-4	2-4	0 6 6	1 5	10	4	3	0	1	0	13	1 <sup>st</sup> FG%: 14-31	45.2%	
4 Ian Schieffelin	F 36:02	5-8	2-4	4-6	2 5 7	2 4	16	0	4	1	0	8	3 <sup>rd</sup> FT%: 3-10	30.0%		
7 Chauncey Wiggins	F 25:22	3-5	1-1	0-0	1 2 3	1 3	1	7	0	3	0	0	15	FT%: 5-6	83.3%	
1 Chase Hunter	G 35:46	3-9	2-5	6-6	0 1 1	3 4	14	3	1	1	1	0	9	2 <sup>nd</sup> FG%: 9-21	42.9%	
11 Jaedon Zackery	G 33:01	7-12	3-5	4-4	0 6 6	3 2	21	1	2	3	0	1	10	3 <sup>rd</sup> FT%: 5-13	38.5%	
2 Dillon Hunter	20:03	1-5	0-3	0-0	1 3 4	3 1	2	0	0	0	0	0	13	GM FG%: 23-52	44.2%	
10 Del Jones	06:59	0-3	0-1	0-0	0 2 2	2 0	0	0	0	0	0	0	1	3 <sup>rd</sup> FT%: 8-23	34.8%	
14 Christian Reeves	03:22	0-0	0-0	0-0	0 2 2	0 0	0	0	0	0	0	0	-5	FT%: 16-20	80.0%	
3 Jake Heidebreder	03:58	0-1	0-0	0-0	0 0 0	1 0	0	0	0	0	0	0	1	Dead Ball Rebounds: 3, 0		
<b>Team</b>					1 0 1	0	0	0	0	0	0	0	0		Dead Ball Rebounds: 3, 0	
<b>Totals</b>		23-52	8-23	16-20	5 27 32	18 17	70	16	9	8	4	2	11		Technical Fouls: NONE	
<b>Georgia Tech - 59</b>															<b>Record: 8-10 (2-5)</b>	
<b>NO. Name</b>	<b>Min</b>	<b>FG</b>	<b>3P</b>	<b>FT</b>	<b>Rebounds</b>	<b>Fouls</b>	<b>TP</b>	<b>AS</b>	<b>TO</b>	<b>ST</b>	<b>Blocks</b>	<b>BS</b>	<b>BA</b>	<b>+/-</b>	<b>Shooting By Period</b>	
11 Baye Ndongo	F 37:49	5-11	1-2	3-5	4 8 12	3 3	14	1	2	3	1	0	-11	1 <sup>st</sup> FG%: 7-23	30.4%	
30 Ibrahim Souare	F 21:29	0-1	0-0	0-0	2 4 6	4 0	0	0	0	0	1	0	-8	3 <sup>rd</sup> FT%: 2-10	20.0%	
31 Duncan Powell	F 34:33	3-12	1-5	2-2	2 5 7	5 2	9	0	1	0	0	0	-13	FT%: 9-11	81.8%	
1 Naithan George	G 37:27	5-11	3-6	0-1	1 2 3	3 4	13	4	5	0	0	0	-2			

# 2024-25 BOX SCORES

Official Basketball Box Score - Final													Game Time: 9:00 PM				
Georgia Tech at Notre Dame													Game Duration: 2:0				
01/28/25 Purcell Pavilion at the Joyce Center, Notre Dame													Attendance: 4,26				
2024-25 Men's Basketball													Officials: AJ Desai, Eric Lewis, Doug Show				
Georgia Tech - 68													Record: 9-12 (3-7)				
NO.	Name	Min	FG	3P	FT	Rebounds	Fouls	TP	AS	TO	ST	Blocks	BS	BA	+/	Shooting By Period	
11	Baye Ndongo	F 30:09	3-12	0-1	4-5	1 6 7	5 4	10	1	1	1	0	0	0	0	1 <sup>st</sup> FG% 13-26 50.0%	
30	Ibrahim Souare	F 24:17	2-4	0-0	0-0	2 3 5	3 0	4	0	1	1	3	0	0	0	3 <sup>rd</sup> FT% 4-10 40.0%	
0	Lance Terry	G 36:11	3-6	1-2	0-0	2 2 2	4 2	7	1	0	1	3	0	0	-8	FT% 7-7 100%	
1	Nathian George	G 37:47	9-11	1-2	1-1	0 6 6	1 2	20	5	0	3	2	0	-3	2 <sup>nd</sup> FG% 14-29 48.3%		
2	Javian McCollum	G 34:46	3-8	0-4	1-1	0 4 4	4 1	7	4	0	1	0	0	1	3 <sup>rd</sup> FT% 1-6 16.7%		
31	Duncan Powell	G 34:07	6-11	3-7	3-4	1 2 3	1 3	18	0	5	1	1	0	-2	GM FG% 27-55 49.1%		
12	Ryan Mutombo	02:43	1-3	0-0	0-0	1 0 1	0 1	2	0	0	0	0	0	-3	3 <sup>rd</sup> FT% 5-16 31.3%		
Team						1 0 1	0 1	0	1	0	1	0	0	0	FT% 9-11 81.8%		
Totals		27:55	5-16	9-11	6 23	29 18	13 68	11 8	8 6	0 3	-3				Dead Ball Rebounds: 0.0		
Technical Fouls: NONE																	
Notre Dame - 71													Record: 10-10 (4-5)				
NO.	Name	Min	FG	3P	FT	Rebounds	Fouls	TP	AS	TO	ST	Blocks	BS	BA	+/	Shooting By Period	
7	Tae Davis	F 27:19	1-9	0-3	2-2	1 5 6	0 3	4	1	4	0	0	0	1	0	1 <sup>st</sup> FG% 14-27 51.9%	
14	Keboja Njie	F 28:52	2-3	1-1	1-3	2 7 9	2 2	6	0	1	1	0	0	-6	3 <sup>rd</sup> FT% 7-14 50.0%		
0	Markus Burton	G 33:15	9-17	4-5	4-4	1 2 3	1 7	26	4	3	3	0	5	7	FT% 2-4 50%		
11	Bradren Shrewsbury	G 35:17	5-11	2-7	3-4	0 0 0	3 2	15	0	0	0	0	0	-3	2 <sup>nd</sup> FG% 11-26 42.3%		
41	Matt Allocco	G 29:23	1-1	1-1	1-2	0 3 3	2 3	4	3	0	0	0	0	-3	3 <sup>rd</sup> FT% 9-12 75%		
4	Sir Mohammed	09:15	0-1	0-1	0-0	0 0 0	1 0	0	0	0	0	0	0	7	GM FG% 25-53 47.2%		
1	Julian Roper II	14:55	2-4	1-2	0-0	1 2 3	2 0	5	0	0	0	0	0	7	3 <sup>rd</sup> FT% 10-23 43.5%		
25	Nikita Konstantynovskiy	10:36	3-3	0-0	0-1	2 2 4	2 1	6	0	1	0	0	0	8	FT% 11-16 68.8%		
20	J.R. Koniczny	11:09	2-4	1-3	0-0	1 0 1	0 1	5	2	0	0	0	0	-2	Dead Ball Rebounds: 0.0		
Team						1 2 3	0 1	0	1	0	0	0	0	0			
Totals		25:53	10-23	11-16	8 24	32 13	18 71	10 10	4 0	6 3					Technical Fouls: NONE		
Technical Fouls: NONE																	
GT ND			Points from Turnovers			GT ND			Period by Period Scoring			LOU GaTech					
Biggest lead 7 (1 <sup>st</sup> 4:31) 6 (2 <sup>nd</sup> 0:18)			Turnovers 11 8			Paint 32 20			1st 2nd TOT			LOU 38 32 70					
Best Scoring Run 6 (2 <sup>nd</sup> 17:35) 13 (2 <sup>nd</sup> 0:18)			Second Chance 8 13			Fast Breaks 6 0			GT 37 31 68			GaTech 27 50 77					
Lead Changes 1			Fast Breaks 6 0			ND 37 34 71											
Times Tied 2			Bench 20 16														
Time with Lead 36:53 01:49																	

Official Basketball Box Score - Final													Game Time: 8:45 PM				
Louisville at Georgia Tech													Game Duration: 2:0				
02/01/25 McCamish Pavilion, Atlanta													Attendance: 6,14				
2024-25 Men's Basketball													Officials: Tony Henderson, Greg Evans, Isaac Barner				
Louisville - 70													Record: 16-6 (9-2)				
NO.	Name	Min	FG	3P	FT	Rebounds	Fouls	TP	AS	TO	ST	Blocks	BS	BA	+/	Shooting By Period	
0	James Scott	F 31:22	1-2	0-0	0-0	5 6 11	4 0	2	2	0	0	0	0	-12	1 <sup>st</sup> FG% 14-27 51.9%		
1	J'Vonnie Hadley	G 25:56	6-10	2-5	2-3	1 1 2	5 3	16	3	1	1	0	0	-7	3 <sup>rd</sup> FT% 8-16 50.0%		
5	Terrence Edwards Jr.	G 37:26	8-16	3-6	3-6	0 3 3	1 5	22	1	3	0	0	0	-7	FT% 2-2 100%		
6	Reyne Smith	G 35:10	1-6	1-5	0-0	0 5 5	4 1	3	0	2	1	1	1	-3	2 <sup>nd</sup> FG% 11-28 39.3%		
24	Chucky Hepburn	G 38:09	6-14	3-7	2-2	0 4 4	3 3	17	5	4	2	0	0	-6	3 <sup>rd</sup> FT% 1-9 11.1%		
9	Khani Rootless	09:29	0-3	0-2	0-0	0 0 0	0 1	0	0	1	0	1	0	0	FT% 9-17 52.9%		
25	Aboubacar Traore	21:10	3-4	0-0	4-8	1 7 8	1 3	5	10	1	0	1	0	-4	GM FG% 25-55 45.5%		
13	Frank Anselem-Ibe	01:19	0-0	0-0	0-0	0 1 1	0 0	0	0	0	0	0	0	0	3 <sup>rd</sup> FT% 9-25 36.0%		
Team						0 2 2	0 1	0	0	0	0	0	0	0	FT% 11-19 57.9%		
Totals		25:55	9-25	11-19	7 29	36 18	18 70	12 14	5 3	1 7					Dead Ball Rebounds: 7.0		
Technical Fouls: NONE																	
Georgia Tech - 77													Record: 10-12 (4-7)				
NO.	Name	Min	FG	3P	FT	Rebounds	Fouls	TP	AS	TO	ST	Blocks	BS	BA	+/	Shooting By Period	
11	Baye Ndongo	F 31:40	6-9	0-1	0-2	4 7 11	5 3	12	1	3	1	1	0	8	1 <sup>st</sup> FG% 12-31 38.7%		
30	Ibrahim Souare	F 24:30	2-2	0-0	0-0	1 4 5	3 3	4	1	0	0	0	0	0	3 <sup>rd</sup> FT% 2-13 15.4%		
0	Lance Terry	G 36:40	9-20	4-9	1-2	1 1 2	3 23	0	2	2	0	1	15	FT% 1-4 25%			
1	Nathian George	G 36:09	5-11	1-4	4-4	0 2 2	3 2	15	9	2	1	0	0	3	2 <sup>nd</sup> FG% 18-32 56.3%		
2	Javian McCollum	G 37:57	5-11	2-5	0-1	0 3 3	3 3	12	3	2	4	0	1	2	FT% 6-11 54.5%		
31	Duncan Powell	33:05	3-10	1-5	4-5	0 3 3	3 4	11	2	0	2	0	1	7	GM FG% 25-53 47.2%		
Team						3 2 5	0 0	0	0	0	0	0	0	0	3 <sup>rd</sup> FT% 8-24 33.3%		
Totals		30:63	8-24	9-17	8 22	30 18	18 77	16 9	10 1	3 7					Dead Ball Rebounds: 4.2		
Technical Fouls: NONE																	
LOU GaTech			Points from Turnovers			LOU GaTech			Period by Period Scoring			LOU GaTech					
Biggest lead 13 (1 <sup>st</sup> 7:36) 9 (2 <sup>nd</sup> 3:20)			Turnovers 11 20			Paint 32 36			1st 2nd TOT			LOU 38 32 70					
Best Scoring Run 12 (1 <sup>st</sup> 11:29) 10 (2 <sup>nd</sup> 12:48)			Second Chance 7 9			Fast Breaks 7 9			GT 37 31 68			GaTech 27 50 77					
Lead Changes 7			Fast Breaks 7 9			ND 37 34 71											
Times Tied 2			Bench 10 11														
Time with Lead 23:36 15:12																	

Official Basketball Box Score - Final													Game Time: 9:00 PM				
Georgia Tech at Clemson													Game Duration: 2:54				
02/04/25 Littlejohn Coliseum, Clemson													Attendance: 7,911				
2024-25 Clemson Men's Basketball													Officials: Matt Potter, Kipp Kessinger, Keith Kimbrell				
Georgia Tech - 89													Record: 11-12 (5-7)				
NO.	Name	Min	FG	3P	FT	Rebounds	Fouls	TP	AS	TO	ST	Blocks	BS	BA	+/	Shooting By Period	
11	Baye Ndongo	F 52:23	6-11	0-0	6-10	6 7 13	4 6	18	0	1	3	2	0	-17	1 <sup>st</sup> FG% 14-28 50.0%		
30	Ibrahim Souare	F 42:30	3-4	0-0	3-6	7 5 12	3 6	9	0	1	1	0	0	9	3 <sup>rd</sup> FT% 5-12 41.7%		
0	Lance Terry	G 52:16	5-21	2-10	0-0	1 9 10	2 1	12	1	2	2	1	6	0	FT% 0-2 0%		
1	Nathian George	G 55:00	12-26	2-10	2-4	2 3 5	1 4	28	7	8	0	0	1	3	2 <sup>nd</sup> FG% 12-34 35.3%		
2	Javian McCollum	G 13:46	1-2	1-1	0-0	0 3 3	0 1	3	1	2	0	0	1	5	FT% 6-11 54.5%		
31	Duncan Powell	48:39	8-19	2-7	1-5	3 5 8	4 3	19	0	1	1	0	0	2	OT FG% 9-21 42.9%		
12	Ryan Mutombo	06:27	0-0	0-0	0-0	1 0 1	0 0	0	0	0	0	0	0	-7	3 <sup>rd</sup> FT% 1-5 20.0%		
10	Darrion Sutton	03:59	0-0	0-0	0-0	0 0 0	3 0	0	0	0	0	0	0	-3	FT% 6-12 50%		
Team						4 0 4	0 0	0	0	0	0	0	0	0	GM FG% 35-83 42.2%		
Totals		35:83	7-28	12-25	24 32	56 17	21 89	9 15	7 3	8 3					3 <sup>rd</sup> FT% 7-28 25.0%		
Technical Fouls: NONE													Dead Ball Rebounds: 7.3				
Clemson - 86													Record: 18-5 (10-2)				
NO.	Name	Min	FG	3P	FT	Rebounds	Fouls	TP	AS	TO	ST	Blocks	BS	BA	+/	Shooting By Period	
0	Viktor Lakhin	F 16:15	2-8	1-3	0-0	1 2 3	5 1	5	0	1	0	2	1	2	1 <sup>st</sup> FG% 13-35 37.1%		
4	Ian Schiefelin	F 41:40	6-10	2-4	9-10	5 3 8	4 7	23	1	0	0	3	1	4	3 <sup>rd</sup> FT% 7-17 41.2%		
7	Chauncey Wiggins	F 46:46	5-16	3-8	2 1	5 6 2	2 15	1	1	2	1	1	-7	FT% 1-3 33.3%			
1	Chase Hunter	G 52:16	9-24	4-12	6-6	2 5 7	3 3	28	4	6	5	2	0	0	2 <sup>nd</sup> FG% 8-27 29.6%		
11	Isaac McNeely	G 51:26	2-5	0-2	1-3	1 4 5	2 3	5	2	2	1	0	1	1	3 <sup>rd</sup> FT% 4-15 26.7%		
2	Dillon Hunter	38:22	2-7	0-3	0-0	4 4 4	5 0	4	3	1	0	0	0	1	FT% 10-10 100%		
14	Christian Reeves	09:41	0-2	0-0	0-0	0 3 0	0 0	0	0	0	0	0	0	2	OT FG% 7-15 46.7%		
3	Jake Heibredner	16:26	2-5	2-5	0-0	0 2 2	0 1	6	1	1	1	0	0	-8	3 <sup>rd</sup> FT% 1-5 20.0%		
6	Myles Foster	02:09	0-0	0-0	0-0	0 0 0	0 0	0	0	0	0	0	0	-3	FT% 7-8 87.5%		
Team						2 2 4	0 1	0	1	1	0	0	0	0	GM FG% 28-77 36.4%		
Totals		28:77	12-37	18-21	16 30	46 21	17 86	12 13	9 8	3 3					3 <sup>rd</sup> FT% 12-37 32.4%		
Technical Fouls: NONE													Dead Ball Rebounds: 1.0				
GT CU			Points from Turnovers			GT CU			Period by Period Scoring			GAT UVA					
Biggest lead 5 (1 <sup>st</sup> 17:14) 6 (2 <sup>nd</sup> 2:39)			Turnovers 16 15			Paint 44 28			1st 2nd OT1 OT2 OT3 TOT			GAT 36 25 61					
Best Scoring Run 8 (1 <sup>st</sup> 17:14) 9 (1 <sup>st</sup> 13:53)			Second Chance 29 13			Fast Breaks 4 8			GT 33								

# 2024-25 BOX SCORES

--

--

--

--

**GAME NOTES**



# 2024-25 BOX SCORES

--

--

--

--

**GAME NOTES**

# MISCELLANEOUS

## Starting Lineups

Date	Opponent	Result	F	F	C	G	G	Lineup#	Record
N6	WEST GEORGIA	W, 85-62	Reeves Jr.	O'Brien	Ndongo	McCollum	George	1	1-0
N10	NORTH FLORIDA	L, 93-105	Reeves Jr.	O'Brien	Ndongo	McCollum	George	1	1-1
N12	TEXAS SOUTHERN	W, 81-62	Reeves Jr.	Ndongo	Ornwuchekwa	McCollum	George	2	1-0
N15	GEORGIA	L, 69-77	Reeves Jr.	Ndongo	Ornwuchekwa	McCollum	George	2	1-1
N23	CINCINNATI	L, 58-81	Reeves Jr.	Ndongo	Ornwuchekwa	McCollum	George	2	1-2
N27	CHARLESTON SOUTHERN	W, 91-67	Reeves Jr.	Ndongo	Ornwuchekwa	Terry	George	3	1-0
N30	CENTRAL ARKANSAS	W, 87-68	O'Brien	Ndongo	Ornwuchekwa	Terry	George	4	1-0
D3	at Oklahoma	L, 61-76	O'Brien	Ndongo	Ornwuchekwa	Terry	George	4	1-1
D7	at North Carolina	L, 65-68	O'Brien	Ndongo	Ornwuchekwa	Terry	George	4	1-2
D15	vs. Northwestern	L, 60-71	O'Brien	Ndongo	Ornwuchekwa	Terry	George	4	1-3
D18	UMBC	W, 91-82	Mustaf	Ndongo	Mutombo	Terry	George	5	1-0
D21	DUKE	L, 56-82	Mustaf	Ndongo	Mutombo	Terry	George	5	1-1
D28	ALABAMA A&M	W, 92-49	Mustaf	Ndongo	Mutombo	Terry	George	5	2-1
D31	NOTRE DAME	W, 86-75	Mustaf	Ndongo	Mutombo	Terry	George	5	3-1
J4	BOSTON COLLEGE	W, 85-64	Mustaf	Ndongo	Mutombo	Terry	George	5	4-1
J7	at Syracuse	L, 55-62	Mustaf	Ndongo	Mutombo	Terry	George	5	4-2
J11	at SMU	L, 71-93	Mustaf	Ndongo	Mutombo	Terry	George	5	4-3
J14	CLEMSON	L, 59-70	Powell	Ndongo	Souare	McCollum	George	6	0-1
J18	at Florida State	L, 78-91	Terry	Ndongo	Souare	McCollum	George	7	0-1
J22	VIRGINIA TECH	W, 71-64	Powell	Ndongo	Souare	McCollum	George	6	0-2
J28	at Notre Dame	L, 68-71	Terry	Ndongo	Souare	McCollum	George	7	0-2
F1	LOUISVILLE	W, 77-70	Terry	Ndongo	Souare	McCollum	George	7	1-2
F4	at Clemson	W, 89-86 (3ot)	Terry	Ndongo	Souare	McCollum	George	7	2-2
F8	at Virginia	L, 61-75	Powell	Ndongo	Souare	Terry	George	8	0-1
F12	STANFORD								
F15	CALIFORNIA								
F22	at Boston College								
F25	at Pittsburgh								
M1	NC STATE								
M4	MIAMI								
M8	at Wake Forest								

## Specialty Stats (GT/Opp)

Date	Opponent	Paint	OffTo	2ndCh	FBreak	Bench
N6	WEST GEORGIA	48/24	9/5	22/10	17/7	27/20
N10	NORTH FLORIDA	46/52	17/13	10/16	15/14	22/32
N12	TEXAS SOUTHERN	12/20	17/10	18/10	6/12	17/43
N15	GEORGIA	28/46	12/18	8/10	1/13	27/22
N23	CINCINNATI	28/44	12/16	12/6	7/16	26/19
N27	CHARLESTON SOUTHERN	52/18	17/4	17/11	23/9	32/20
N30	CENTRAL ARKANSAS	30/12	10/10	13/1	6/10	21/8
D3	at Oklahoma	30/16	10/13	4/4	3/13	27/18
D7	at North Carolina	22/34	15/17	15/11	5/16	9/19
D15	vs. Northwestern	28/28	6/11	4/6	0/19	30/4
D18	UMBC	42/32	25/16	5/3	12/32	20/18
D21	DUKE	30/38	10/12	8/8	8/10	24/19
D28	ALABAMA A&M	42/10	20/13	14/13	20/14	41/28
D31	NOTRE DAME	38/36	17/4	13/15	12/3	44/15
J4	BOSTON COLLEGE	44/32	18/6	4/5	16/12	33/16
J7	at Syracuse	32/34	12/11	7/10	8/9	8/13
J11	at SMU	32/34	7/27	7/11	15/18	35/31
J14	CLEMSON	20/28	11/15	6/7	8/6	12/2
J18	at Florida State	28/44	19/22	12/20	9/23	20/22
J22	VIRGINIA TECH	28/18	20/12	5/8	14/8	2/21
J28	at Notre Dame	32/20	11/8	8/13	6/0	20/16
F1	LOUISVILLE	36/32	20/11	9/7	9/7	11/10
F4	at Clemson	44/28	16/15	29/13	4/8	19/10
F8	at Virginia	28/34	5/13	10/16	9/10	4/10
F12	STANFORD					
F15	CALIFORNIA					
F22	at Boston College					
F25	at Pittsburgh					
M1	NC STATE					
M4	MIAMI					
M8	at Wake Forest					

## Miscellaneous

Date	Opponent	Uniform	Color	Tip	Large Lead	Large Deficit	Ties	Lead Changes	GT Led	Opp Led	Tied	#Players Played	On the Floor at the End
N6	WEST GEORGIA	White	UWG		30	-	-	-	39:35	-	0:25	11	McCollum, Terry, Sutton, Souare, Powell
N10	NORTH FLORIDA	Gold	GT		9	21	7	7	13:25	23:28	3:07	8	George, McCollum, Ndongo, Reeves Jr., Terry
N12	TEXAS SOUTHERN	White	GT		30	2	1	6	36:02	2:35	1:23	8	George, McCollum, Terry, Souare, Powell
N15	GEORGIA	White	GT		3	15	3	4	7:17	29:40	3:03	9	George, Reeves Jr., Ndongo, Ornwuchekwa, Terry
N23	CINCINNATI	Gold	UC		2	26	1	1	0:25	38:15	1:20	11	Terry, Mustaf, Souare, Powell, Nichols
N27	CHARLESTON SOUTHERN	Gold	GT		24	2	2	4	38:01	1:02	0:57	9	Mustaf, Terry, George, Ndongo, Powell
N30	CENTRAL ARKANSAS	White	GT		19	-	-	-	39:41	-	0:19	8	Terry, George, Mustaf, Ndongo, Powell
D3	at Oklahoma	Gray	OU		11	15	1	3	21:50	17:10	1:00	8	Terry, George, Mustaf, O'Brien, Powell
D7	at North Carolina	Gold	GT		8	7	12	9	13:57	22:17	3:46	8	Terry, George, O'Brien, Mustaf, Powell
D15	vs. Northwestern	Navy	NU		-	22	-	-	-	39:42	0:18	10	Terry, Mustaf, Sutton, Ndongo, Powell
D18	UMBC	White	GT		22	9	-	2	34:25	3:52	1:43	9	Terry, George, McCollum, Mustaf, O'Brien
D21	DUKE	White	DU		3	26	1	1	3:34	35:36	1:00	9	Mustaf, McCollum, Sutton, Powell, Souare
D28	ALABAMA A&M	Gold	AAMU		43	2	3	4	36:59	0:33	2:28	11	Mustaf, Sutton, Souare, Nichols, San Miguel
D31	NOTRE DAME	White	ND		19	1	1	2	38:07	0:21	1:32	8	Terry, George, McCollum, Mustaf, Powell
J4	BOSTON COLLEGE	White	BC		27	4	4	4	35:18	2:55	1:47	8	George, Mustaf, Ndongo, Souare, Powell
J7	at Syracuse	Gray	SYR		3	8	3	4	0:57	36:16	2:47	8	Terry, George, McCollum, Ndongo, Powell
J11	at SMU	Gold	GT		2	37	-	1	0:17	39:29	0:14	8	Terry, George, McCollum, Ndongo, Powell
J14	CLEMSON	White	CL		-	19	-	-	-	39:36	0:24	7	George, McCollum, Mustaf, Ndongo, Souare
J18	at Florida State	Navy	FSU		-	17	-	-	-	39:38	0:22	6	Terry, George, McCollum, Souare, Powell
J22	VIRGINIA TECH	Gold	GT		9	2	5	6	33:09	2:53	3:58	7	Ndongo, Souare, Powell, George, McCollum
J28	at Notre Dame	Gray	GT		7	6	2	1	36:53	1:49	2:18	7	Terry, George, McCollum, Souare, Powell
F1	LOUISVILLE	HBE/Navy	LOU		9	13	2	7	15:12	23:36	1:12	6	Terry, George, McCollum, Souare, Powell
F4	at Clemson	Navy	GT		5	6	14	23	14:41	28:38	11:41	8	Terry, George, Ndongo, Souare, Powell
F8	at Virginia	Gold	VA		3	17	4	4	3:14	34:03	2:43	8	Sutton, Souare, Powell, San Miguel, Nichols
F12	STANFORD												
F15	CALIFORNIA												
F22	at Boston College												
F25	at Pittsburgh												
M1	NC STATE												
M4	MIAMI												
M8	at Wake Forest												

\*alternate gold or white uniform

GAME NOTES

# ROSTER AT-A-GLANCE

## NUMERICAL

No.	Name	Pos.	Ht.	Wt.	Cl.	Exp.	Hometown	High School/College
0	Lance Terry	G	6-3	200	r-Sr.	1VL	College Park, Ga.	The Heritage School (Ga.) / Gardner-Webb
1	Naithan George	G	6-3	185	So.	1VL	Toronto, Ontario	Canyon International Academy (Glendale, Ariz.)
2	Javian McCollum	G	6-2	175	Sr.	TR	Fort Myers, Fla.	Fort Myers HS/Siena/Oklahoma
3	Jaeden Mustaf	G	6-5	210	Fr.	HS	Bowie, Md.	Overtime Elite (Atlanta, Ga.)
9	Luke O'Brien	F	6-8	225	Gr.	TR	Littleton, Colo.	Columbine HS/Colorado
10	Darrion Sutton	F	6-8	205	Fr.	HS	St. Charles, Mo.	Overtime Elite (Atlanta, Ga.)
11	Baye Ndongo	F	6-9	240	So.	1VL	Mboro, Senegal	Putnam (Conn.) Science Academy
12	Ryan Mutombo	C	7-2	255	Gr.	TR	Atlanta, Ga.	The Lovett School/Georgetown
14	Kowacie Reeves, Jr.	G	6-7	205	Sr.	1VL	Macon, Ga.	Westside HS / Florida
30	Ibrahim Souare	F	6-9	225	r-Fr.	RS	Conakry, Guinea	Canyon International Academy (Glendale, Ariz.)
31	Duncan Powell	F	6-8	235	r0Jr.	TR	Dallas, Texas	DeSoto HS/North Carolina A&T/Sacramento State
32	Dyllan Thompson	G/F	6-7	215	Fr.	HS	Sugar Land, Texas	Second Baptist HS
33	Marcos San Miguel	G	6-4	203	So.	1VL	Atlanta, Ga.	Campbell HS
35	Emmer Nichols	F	6-6	223	r-So.	1VL	Woodside, Calif.	Sacred Heart Preparatory School
45	Doryan Onwuchekwa	C	6-11	240	Fr.	HS	Dallas, Texas	Faith Family Academy of Oak Cliff

## ALPHABETICAL

No.	Name	Pos.	Ht.	Wt.	Cl.	Exp.	Hometown	High School/College
1	Naithan George	G	6-3	185	So.	1VL	Toronto, Ontario	Canyon International Academy (Glendale, Ariz.)
2	Javian McCollum	G	6-2	175	Sr.	TR	Fort Myers, Fla.	Fort Myers HS/Siena/Oklahoma
3	Jaeden Mustaf	G	6-5	210	Fr.	HS	Bowie, Md.	Overtime Elite (Atlanta, Ga.)
12	Ryan Mutombo	C	7-2	255	Gr.	TR	Atlanta, Ga.	The Lovett School/Georgetown
11	Baye Ndongo	F	6-9	240	So.	1VL	Mboro, Senegal	Putnam (Conn.) Science Academy
35	Emmer Nichols	F	6-6	223	r-So.	1VL	Woodside, Calif.	Sacred Heart Preparatory School
9	Luke O'Brien	F	6-8	225	Gr.	TR	Littleton, Colo.	Columbine HS/Colorado
45	Doryan Onwuchekwa	C	6-11	240	Fr.	HS	Dallas, Texas	Faith Family Academy of Oak Cliff
31	Duncan Powell	F	6-8	235	r-Jr.	TR	Dallas, Texas	DeSoto HS/North Carolina A&T/Sacramento State
14	Kowacie Reeves, Jr.	G	6-7	205	Sr.	1VL	Macon, Ga.	Westside HS / Florida
33	Marcos San Miguel	G	6-4	203	So.	1VL	Atlanta, Ga.	Campbell HS
30	Ibrahim Souare	F	6-9	225	r-Fr.	RS	Conakry, Guinea	Canyon International Academy (Glendale, Ariz.)
10	Darrion Sutton	F	6-8	205	Fr.	HS	St. Charles, Mo.	Overtime Elite (Atlanta, Ga.)
0	Lance Terry	G	6-3	200	r-Sr.	1VL	College Park, Ga.	The Heritage School (Ga.) / Gardner-Webb
32	Dyllan Thompson	G/F	6-7	215	Fr.	HS	Sugar Land, Texas	Second Baptist HS

**Head Coach:** Damon Stoudamire (Arizona, 1995), 2nd season

**Associate Head Coach:** Karl Hobbs (Connecticut, 1984), 2nd season

**Assistant Coach:** B.J. Elder (Georgia Tech, 2014), 6th season

**Assistant Coach:** Pershin Williams (North Florida, 2005), 2nd season

**Assistant Coach:** Nate Babcock (Wisconsin-Eau Claire, 2009), 2nd season

**Assistant Coach:** Bonzi Wells (Ball State, 1998), 2nd season

**Quality Control Analyst:** Greg Gary (Tulane, 1992), 1st season

**Director of Player Personnel:** Matt Holt (Northeastern, 2011), 2nd season

**Director of Scouting:** Hayden Sheridan (Arizona, 2016), 7th season

**Special Director of Operations:** Taylor Ann Hendricks (Iowa State, 2020), 3rd season

**Special Assistant to the Head Coach:** James Forrest (Georgia Tech, 1995), 1st season

**Associate Director of Sports Medicine/Men's Basketball:** Richard Stewart (Salisbury, 2005), 18th season

**Director of Strength and Conditioning/Men's Basketball:** Justin Landry (Cal State East Bay, 2012), 2nd season

**Recruiting and Operations Coordinator:** Jake Albutus (Western Michigan, 2020), 2nd season

## BY CLASS

**Graduates:** Ryan Mutombo, Luke O'Brien

**Seniors:** Javian McCollum, Kowacie Reeves, Jr., Lance Terry (r)

**Juniors:** Duncan Powell

**Sophomores:** Naithan George, Baye Ndongo, Emmer Nichols (r), Marcos San Miguel

**Freshman:** Jaeden Mustaf, Doryan Onwuchekwa, Ibrahim Souare (r), Darrion Sutton, Dyllan Thompson

## BY STATE/COUNTRY

**California:** Emmer Nichols

**Canada:** Naithan George

**Colorado:** Luke O'Brien

**Florida:** Javian McCollum

**Georgia:** Ryan Mutombo, Kowacie Reeves, Jr., Marcos San Miguel, Lance Terry

**Guinea:** Ibrahim Souare

**Maryland:** Jaeden Mustaf

**Missouri:** Darrion Sutton

**Senegal:** Baye Ndongo

**Texas:** Doryan Onwuchekwa, Duncan Powell, Dyllan Thompson

## BY MAJOR

**Applied Language and Intercultural Studies:** Javian McCollum, Duncan Powell

**Business Administration:** Naithan George, Jaeden Mustaf, Doryan Onwuchekwa, Ibrahim Souare, Darrion Sutton

**Computer Science:** Marcos San Miguel

**Economics:** Luke O'Brien

**Economics/International Affairs:** Emmer Nichols

**History, Technology & Society:** Kowacie Reeves, Jr., Lance Terry

**Literature, Media & Communication:** Baye Ndongo

**Management (MS):** Ryan Mutombo

## BY HEIGHT

6-2 Javian McCollum

6-3 Naithan George, Lance Terry

6-4 Marcos San Miguel

6-5 Jaeden Mustaf

6-6 Dallon "Deebo" Coleman, Miles Kelly, Emmer Nichols, Ibrahim Sacko

6-7 Kowacie Reeves, Jr., Dyllan Thompson

6-8 Luke O'Brien, Duncan Powell, Darrion Sutton

6-9 Baye Ndongo, Ibrahim Souare

6-11 Doryan Onwuchekwa

7-2 Ryan Mutombo

## PRONUNCIATION GUIDE

McCormick Pavilion Muh-CAM-ish (like CAM Newton)

Javian McCollum JAY-vee-un muh-CALL-um

Jaeden Mustaf JAY-dun MOO-stoff

Ryan Mutombo moo-TOM-bo

Baye Ndongo BYE nDON-go

(NOT en-dongo or nuh-dongo)

Doryan Onwuchekwa DOR-ee-un ON-woo-CHECK-wuh

Kowacie Reeves, Jr. ko-WAY-see

Ibrahim Souare EE-bruh-HEEM SWAR-ay (rhymes with soiree)

Darrion Sutton DARR-ee-on

GAME NOTES

# RADIO/TV ROSTER



**Nathan George**  
G • 6-3 • So.

**1**




**Javian McCollum**  
G • 6-2 • Sr.

**2**



**Jaeden Mustaf**  
G • 6-5 • Fr.

**3**




**Ryan Mutombo**  
C • 7-2 • Gr.

**12**



**Baye Ndongo**  
F • 6-9 • So.

**11**



**Emmer Nichols**  
F • 6-6 • r-So.

**35**




**Luke O'Brien**  
F • 6-8 • Gr.

**9**



**Doryan Onwuchekwa**  
C/F • 6-11 • Fr.

**45**



**Duncan Powell**  
F • 6-8 • Jr.

**31**



**Kowacie Reeves, Jr.**  
G • 6-7 • Sr.

**14**



**Marcos San Miguel**  
G • 6-4 • So.

**33**



**Ibrahim Souare**  
F • 6-9 • r-Fr.

**30**



**Darrion Sutton**  
F • 6-8 • Fr.

**10**



**Lance Terry**  
G • 6-3 • Sr.

**0**



**Dyllan Thompson**  
G/F • 6-7 • Fr.

**32**



**Damon Stoudamire**  
Head Coach




**Karl Hobbs**  
Associate Head Coach




**B.J. Elder**  
Assistant Coach



**Pershin Williams**  
Assistant Coach



**Nate Babcock**  
Assistant Coach



**Bonzi Wells**  
Assistant Coach

GAME NOTES

# RADIO/TV CHEAT SHEET



## 0

### LANCE TERRY

**Guard • 6-3 • 200 • 5th-yr. Senior • College Park, Ga.**

Year	GP/GS	PPG	RPG	APG	FG%	3FG%	FT%
2024-25	22/17	14.9	2.9	1.5	.442	.377	.700
Season Highs	Pts: 25	Reb: 10	Ast: 4	Min: 52:16			
Career Highs	Pts: 26	Reb: 10	Ast: 4	Min: 52:16			

### Notes

- Currently Tech's top scorer, No. 9 in ACC in 3pt FG per game (2.33), No. 11 in total 3-pt FG made (49)
- Averaging 14.2 ppg vs. ACC, 40.1% FG, 32.8% 3pt FG, 62.5% FT (missed CL/hand, VT/illness, limited VA/hand)
- Surpassed 1,200 career points vs. Louisville; scored 20+ 7 times this season (4X vs. ACC teams)
- Did not play in 2023-24 due to injury, elected to red-shirt and return in 2024-25



## 1

### NAITHAN GEORGE (NAY-thun or NATE)

**Guard • 6-3 • 185 • Sophomore • Toronto, Ontario**

Year	GP/GS	PPG	RPG	APG	FG%	3FG%	FT%
2024-25	24/24	12.1	3.8	6.3	.404	.317	.776
Season Highs	Pts: 28	Reb: 8	Ast: 11	Min: 55:00			
Career Highs	Pts: 28	Reb: 8	Ast: 11	Min: 55:00			

### Notes

- No. 1 in the ACC, No. 13 in NCAA in assist average; No. 7 in ACC in assist/turnover ratio (2.40-1)
- Averaging 13.7 ppg, 6.2 apg vs. ACC; double-digit points in 11 straight games, 20+ in each of last 2
- His 286 assists over his first 2 seasons are most since Drew Barry (305 from 1992-96)
- Has 3 pts/ast double-doubles this season; 12 games of 7 or more assists



## 2

### JAVIAN MCCOLLUM (JAY-vee-un)

**Guard • 6-2 • 175 • Senior • Fort Myers, Fla.**

Year	GP/GS	PPG	RPG	APG	FG%	3FG%	FT%
2024-25	19/11	12.2	2.7	3.4	.435	.363	.865
Season Highs	Pts: 21	Reb: 5	Ast: 6	Min: 37:59			
Career Highs	Pts: 30	Reb: 7	Ast: 9	Min: 38			

### Notes • HM All-Big 12 in 2023-24

- 15.1 ppg in Tech's last 10 games, 4 games of 20+ pts (42.5% FG, 35.7% 3pt FG, 29-33 FT, 39 ast, 18 stl)
- Vs. ACC: 13.9 ppg, 4.0 apg, 42.9% FG, 33.3% 3pt FG, 85.7% FT (21 pts vs. ND, 20 vs. BC, SMU, FSU)
- Missed 4 games in Nov/Dec (concussion), missed 2nd half at Clemson, entire VA game (head)
- Transfer from Oklahoma, No. 31 in ESPN's transfer portal ranking, No. 2 among transfers into ACC (247Sports)



## 3

### JAEDEN MUSTAF (JAY-dun MOO-stoff)

**Guard • 6-5 • 210 • Freshman • Bowie, Md.**

Year	GP/GS	PPG	RPG	APG	FG%	3FG%	FT%
2024-25	16/7	9.1	3.3	1.7	.413	.389	.704
Season Highs	Pts: 18	Reb: 7	Ast: 6	Min: 34:04			
Career Highs	Pts: 18	Reb: 7	Ast: 6	Min: 34:04			

### Notes

- 7 games w/ double-digit points this season, scored 12 pts vs. Clemson (missed last 6 games - foot)
- Started 7 games - 25 mpg, 8.4 ppg, 44.9% FG, 3-6 3pt FG
- Top ACC game - 12 pts vs. Clemson on 1/14
- Overtime Elite product ranked No. 58 nationally and No. 7 at his position



## 9

### LUKE O'BRIEN

**Forward • 6-8 • 225 • Grad. Senior • Littleton, Colo.**

Year	GP/GS	PPG	RPG	APG	FG%	3FG%	FT%
2024-25	10/6	6.4	4.4	0.6	.471	.321	.778
Season Highs	Pts: 15	Reb: 10	Ast: 1	Min: 27:35			
Career Highs	Pts: 18	Reb: 14	Ast: 4	Min: 36			

### Notes

- Started 6 of 10 games played, played 1 ACC game; missed last 13 with toe injury (last played 12/18 vs. UMBC)
- Solid rotation player who is No. 3 on team in FG%, season-high 10 rebounds vs. West Ga., 15 pts vs. North Fla.
- Transfer from Colorado, where he played with 3 2024 NBA draft picks; key rotation player/part-time starter
- Played in 111 games (29 starts) over 4 seasons, career-best 6.7 ppg, 3.8 rpg, 37.6% 3FG in 2023-24



## 10

### DARRION SUTTON (DARE-ee-on)

**Forward • 6-8 • 205 • Freshman • St. Louis, Mo.**

Year	GP/GS	PPG	RPG	APG	FG%	3FG%	FT%
2024-25	8/0	1.5	1.4	0.4	.250	.000	.600
Season Highs	Pts: 4	Reb: 4	Blk: 1	Min: 22:56			
Career Highs	Pts: 4	Reb: 4	Blk: 1	Min: 22:56			

### Notes

- Played in opener vs. West GA, then missed 8 with inj; returned to action vs. Northwestern
- Played in just 3 games since Dec. 28, logged season-high 23 minutes in Tech's last game at VA (4 pts, 4 reb)
- Overtime Elite product ranked No. 98 nationally and No. 24 at his position
- Averaged 10.6 ppg, 8.2 rpg, 3.5 apg in 17 games for Team RWE, advancing to OTE championship series



## 11

### BAYE NDONGO (BYE NDON-go)

**Forward • 6-9 • 240 • Sophomore • Mboro, Senegal**

Year	GP/GS	PPG	RPG	BPG	FG%	3FG%	FT%
2024-25	24/24	12.0	7.8	0.8	.528	.364	.600
Season Highs	Pts: 20	Reb: 13	Blk: 4	Min: 52:23			
Career Highs	Pts: 22	Reb: 19	Blk: 4	Min: 41:57			

### Notes • ACC All-Freshman team in 2023-24 / Preseason 2nd-team All-ACC

- 10+ points in 18 games, double-doubles in 6 (Clemson, Louisville, Clemson in last 6 games)
- Tech's No. 4 scorer and top rebounder; would be top 5 in ACC in FG% but not enough FGM to qualify
- Vs. ACC: 11.9 ppg (5th on team), 8.2 rpg (6th in ACC), 52.6% FG (12.3 ppg, 9.9 rpg last 7 games)
- Hit 50% from the floor or better in 16 games; led Tech in scoring in 5 games



## 12

### RYAN MUTOMBO (moo-TOM-bo)

**Center • 7-2 • 255 • Grad. Senior • Atlanta, Ga.**

Year	GP/GS	PPG	RPG	BPG	FG%	3FG%	FT%
2024-25	12/7	2.7	3.2	0.7	.455	.000	.400
Season Highs	Pts: 10	Reb: 7	Blk: 2	Min: 21:33			
Career Highs	Pts: 15	Reb: 11	Blk: 4	Min: 21:33			

### Notes

- DNP 1st 9 games, played in 12 games since, led Tech in rebounds 3 games
- Scored 16 points with 14 rebounds in 1st 2 games played (Northwestern/UMBC); 1.6 ppg/2.4 rpg since
- Graduate transfer from Georgetown; son of late Hoya and NBA star Dikembe Mutombo
- Played in 54 games, making 1 start, for the Hoyas over 3 years; averaged 3.3 ppg, 2.3 rpg



## 14

### KOWACIE REEVES, JR. (ko-WAY-see)

**Forward • 6-7 • 205 • Senior • Macon, Ga.**

Year	GP/GS	PPG	RPG	APG	FG%	3FG%	FT%
2024-25	6/6	9.3	2.5	1.0	.386	.281	.600
Season Highs	Pts: 17	Reb: 7	Ast: 3	Min: 32:30			
Career Highs	Pts: 21	Reb: 10	Ast: 3	Min: 42:46			

### Notes

- Started all 38 games at Tech until missing the last 17 games with a foot injury (last played 11/27 vs. Ch.So.)
- Double-figure points in first 3 games this season (13 last season), 9 total points, 3 rebounds last 3 games
- Led team in 3pt pct. (38.3), No. 2 in FT pct. (84.0) in 2023-24
- Averaged 9.2 ppg, 3.7 rpg, 40.7% FG, 41.3% 3pt FG in ACC games



## 30

### IBRAHIM SQUARE (EE-bruh-heem SWAR-ay)

**Forward • 6-9 • 225 • RS-Sophomore • Conakry, Guinea**

Year	GP/GS	PPG	RPG	BPG	FG%	3FG%	FT%
2024-25	21/7	2.7	3.5	0.6	.649	.000	.296
Season Highs	Pts: 9	Reb: 12	Blk: 4	Min: 42:30			
Career Highs	Pts: 9	Reb: 12	Blk: 4	Min: 42:30			

### Notes

- Power forward prospect from Guinea who redshirted in 2023-24, played all 13 ACC games (22.4 mpg)
- Started last 7 games, playing 29.4 mpg, 4.0 ppg, 5.3 rpg, 5 blocks
- Scored 5 pts with 5 reb, 2-3 FG in season-high 31:49 vs. VT; 4 pts/5 reb vs. Louisville; 9 pts/12 reb at Clemson
- Attended Canyon International Academy, where he was a teammate of Naithan George in 2022-23



## 31

### DUNCAN POWELL

**Forward • 6-8 • 235 • RS-Junior • Dallas, Texas**

Year	GP/GS	PPG	RPG	APG	FG%	3FG%	FT%
2024-25	23/3	10.7	5.4	0.8	.447	.354	.655
Season Highs	Pts: 23	Reb: 12	Ast: 2	Min: 48:39			
Career Highs	Pts: 21	Reb: 15	Ast: 10	Min: 48:39			

### Notes

- Transfer from Sacramento State, played in 23 games, avg 26.1 min off the bench (31.2 in ACC games)
- Avg 18.2 ppg in Tech's last 6 games (35-73 FG, 13-34 3pt, 26-36 FT)
- 9 double-digit games in last 11 games for Tech (23 vs. VT, 20 vs. FSU, 21 vs. ND)
- Vs. ACC: 13.9 ppg, 5.2 rpg, 44.3% FG, team-high 37.7% 3pt FG, 67.7% FT



## 45

### DORYAN ONWUCHEKWA (DORIAN ON-wu-CHECK-wuh)

**Center • 6-11 • 240 • Freshman • Dallas, Texas**

Year	GP/GS	PPG	RPG	BPG	FG%	3FG%	FT%
2024-25	10/8	3.5	4.9	0.6	.333	.167	.200
Season Highs	Pts: 7	Reb: 11	Blk: 2	Min: 27:03			
Career Highs	Pts: 7	Reb: 11	Blk: 2	Min: 27:03			

### Notes

- Played in 10 games, started 8 (3.5 ppg, 5.1 rpg, 11-33 FG); has not played since Dec. 15 (personal)
- 3-star prospect from Faith Family Academy in Dallas; No. 112 nationally (247Sports Comp) and No. 17 center
- Helped Faith Family Academy to a 118-24 record over 4 years with 3 UIL 4A state titles
- Earned all-state honors as a senior, all-Dallas Metro team in 2023 and 2024