



TV: ACC Network

Play-by-Play.....Wes Durham
Analyst.....Steve Addazio
Sideline Reporter.....Dana Boyle

RADIO: BC Sports Network

Play-by-Play.....Jon Meterparel
Analyst.....Pete Cronan
Sideline Reporter.....Scott Mutryn
Affiliates.....WEEI 93.7 FM, 850 AM
App.....BC Eagles, Audacy
Satellite.....SiriusXM 382 or 193

SOCIAL: #ForBoston

Football Instagram/Twitter.....@BCFootball
Athletics Instagram/Twitter.....@BCEagles

SERIES BREAKDOWN

All-Time.....2-2
Home.....2-0
Away.....0-2
Neutral Site.....0-0
Streak.....W1

SERIES HISTORY

First Meeting.....STAN 33, BC 14
.....at Stanford (09/29/1979)
Last Meeting.....BC 34, STAN 27
.....in Chestnut Hill 09/7/2002)

2025 TEAM STATS

BC	Stats	STAN
424.0	Passing Offense	125.5
191.5	Passing Defense	192.5
82.0	Rushing Offense	98.0
82.5	Rushing Defense	126.5
53.0	Scoring Offense	11.5
26.0	Scoring Defense	25.0
506.0	Total Offense	223.5
274.0	Total Defense	319.0

STAT LEADERS

BC	Stats	MSU
103, Turbo Richard	Rushing	134, Micah Ford
228, Lewis Bond	Receiving	68, Bryce Farrell
14, Omar Thornton	Tackles	20, Matt Rose

GAME 3

BOSTON COLLEGE (1-1, 0-0 ACC) at STANFORD (0-2, 0-0 ACC)

Saturday, September 13 | 7:30 p.m. (PDT) | ACC Network | Stanford, Calif. | Stanford Stadium (50,424)



EAGLES

Record: 1-1 (0-0 ACC)
Head Coach: Bill O'Brien
Record at BC: 8-7 (Second Season)
Career NCAA Record: 23-16 (Third Season)



STANFORD

Record: 0-2 (0-0 ACC)
Head Coach: Frank Reich
Record at STAN: 0-2 (First Season)
Career NFL Record: 41-43-1 (Six Seasons)

FIRST-AND-10

» Boston College football travels to Stanford for their second consecutive road game on Saturday, September 13 at 7:30 p.m. PDT at Stanford Stadium.

» The game will be broadcast on ACC Network. **Wes Durham** (play-by-play) and **Steve Addazio** (analyst) are on the call with sideline reporter **Dana Boyle**.

» Coverage on the Boston College Sports Network begins 30 minutes prior to kickoff on WEEI 850 AM. **Jon Meterparel** (play-by-play) is joined on the call by former BC linebacker **Pete Cronan** in the booth and Scott Mutryn on the sideline.

» Boston College and Stanford meet for the 5th time, the first time since 2002. The Eagles won the last matchup 34-27.

» The Eagles are 2-2 all time against Stanford.

» Saturday's matchup signifies the first conference game between the programs since Stanford joined the ACC last season.

WEEK TWO: MSU 42, BC 40

» **Dylan Loneragan** completed 34-of-45 passes for 390 yards and four touchdowns at Michigan State. Loneragan's 390 yards marked a career high in his second collegiate start.

» **Loneragan** threw for 217 yards and three touchdowns at the half. In addition, he registered nine passes of 10 or more yards at the halfway point.

» **Lewis Bond's** 11 catches for 90 yards marked his second career game with 11 or more catches after his 11 catch, 138 yard performance last week vs. Fordham. Bond needs 52 catches to break Zay Flowers' record as the all-time leader in career receptions.

» **Turbo Richard** recorded his first-career two-touchdown game after grabbing an 8-yard touchdown in the second quarter, and

rushing for an 8-yard score in the second overtime period.

» **Jaedn Skeete** found the end zone for the third time this season after a 12-yard touchdown reception from Dylan Loneragan in the second quarter.

» **Reed Harris** scored his second touchdown of the 2025 season on a 14-yard reception from Dylan Loneragan in the second quarter.

» **Jeremiah Franklin** registered his first touchdown this season on a 6-yard score in the first overtime period. Franklin finished with eight catches for a career-high 84 yards.

» **Omar Thornton** totaled a career-high 11 tackles, including two for loss. In addition, Thornton sacked quarterback Aidan Chiles for a 7-yard loss in the fourth quarter, his first career sack.

» **Q Hutchins** recorded his first sack of the 2025 season after dropping Aidan Chiles for an 8-yard loss in the fourth quarter.

» **Luke McLaughlin** forced a fumble covering a punt in the first quarter. The last time the Eagles forced a fumble came from Omar Thornton in the Bad Boy Mowers Pinstripe Bowl vs. Nebraska last season on December 28, 2024.

» Eight different receivers caught a pass on Saturday night. The week prior, Boston College had ten different receivers record a reception vs. Fordham.

» **Boston College** finished with 457 yards of total offense. Before finishing with 555 total yards of offense vs. Fordham (8/30), the last time a Boston College offense totaled 555 yards or greater came on September 7, 2024 vs. Duquesne, when the offense put up 563 yards.

» **The Eagles** played in their first overtime game since September 2, 2023, when they opened the season vs. Northern Illinois.

TALE OF THE TAPE

Last Meeting Against Stanford:

Boston College 34, Stanford 27 (September 7, 2002)

» Derrick Knight found the end zone on a 12-yard touchdown run with 36 seconds remaining in the game. He finished with 21 carries for 104 yards and two total touchdowns in the game.

» **Head Coach Bill O'Brien** and Frank Reich square off for the first time at the college level in Week Three. Saturday's contest marks the sixth meeting between O'Brien and Reich as head coaches.

» The two head coaches have over 30 years of NFL coaching experience.



FORDHAM
Aug. 30
2:00 p.m.
ACCNX



at MICHIGAN STATE
Sept. 6
7:30 p.m.
NBC



at STANFORD
Sept. 13
10:30 p.m.
ACCN



CALIFORNIA
SEPT. 27
TBA



AT PITT
OCT. 4
TBA



CLEMSON
OCT. 11
TBA



CONNECTICUT
OCT. 18
TBA



AT LOUISVILLE
OCT. 25
TBA



NOTRE DAME
Nov. 1
TBA



SMU
Nov. 8
TBA



GEORGIA TECH
Nov. 15
TBA



at SYRACUSE
Nov. 29
TBA

8

MONDAY
No Media Availability

9

TUESDAY
11:45 a.m.
Stanford Week News Conference
Fish Field House
(Bill O'Brien & Players)

10

WEDNESDAY
11:30 a.m.
Stanford Week News Conference
Fish Field House
(Requested players)

11

THURSDAY
11:45 a.m.
Stanford Week News Conference
Fish Field House
(Bill O'Brien & Players)

12

FRIDAY
No Media Availability

13

SATURDAY
BC at Stanford
10:30 p.m. ET | ACC Network

(Bill O'Brien & Requested
Players Post-Game)

14

SUNDAY
No Media Availability

ATHLETICS COMMUNICATIONS

The Athletic Communications Office is located on the second level of Conte Forum. For information regarding credentials, interviews, statistics, press conferences, etc., please call or text Lucas Smith at 781-775-5263, or e-mail Smith at smitlu@bc.edu.

Bill O'Brien Weekly News Conference

Bill O'Brien's weekly news conference is held Tuesdays at 11 a.m. following practice inside Fish Field House during game weeks. Coach O'Brien will be followed by select student-athletes at the Tuesday news conference. Video of the news conference will be posted on BCEagles.com and the Boston College Athletics YouTube channel.

Student-Athlete Interviews

Student-athletes are made available for interviews as a part of Bill O'Brien's Tuesday news conference and Wednesdays following the conclusion of practice. For student-athlete interview requests, please contact Lucas Smith.

Media Credentials

Media credential requests must be submitted via www.sportssystem.com/bostoncollege. Credentials for Boston College home games are issued to working media only and should be requested as early as possible due to space limitations and demand. Media credentials which cannot be mailed will be left at Media Will Call (Media Entrance) at Gate D of Alumni Stadium.

Press Box Services

Complete NCAA statistics, play-by-play, and quote sheets from both teams are all regular services on gameday will be sent electronically. Upon your arrival, you will receive a flip card. Game notes will only be available online via BCEagles.com. The press box has wireless Internet access. Login information will be provided on gamedays.

Post-Game Interviews

Bill O'Brien and select student-athletes, following the designated cooling off period, will be made available after each game to members of the media. O'Brien's press conference will take place in the Barber Room of the Yawkey Center, which is located opposite the playing field from the press box.

With approximately five minutes remaining in the game, members of the media are welcome to be escorted from the press box to the field prior to arriving at the Yawkey Center following the conclusion of the game.

The visiting team's press conference will be held in the Conte Forum Media Center.

CollegePressBox.com

Collegepressbox.com is the official media website for Division I football. Access and download game notes, quotes, stats, media guides and more for all FBS schools, conferences, postseason games, awards and the College Football Playoff. For access, please register for an account at collegepressbox.com/register.

BC Football Show

The BC Football Show airs live Thursdays from the Stockyard in Brighton on WEEI 850 AM with BC radio commentators Jon Meterparel and Pete Cronan.

Greg Hill Show

Head Coach Bill O'Brien joins WEEI radio hosts Greg Hill, Jermaine Wiggins, Courtney Cox and Chris Curtis each week on Thursdays at 6:45 a.m. on the Greg Hill Show on WEEI 93.7 F.M.

Boston College Athletics Communications

Lucas Smith, Football Communications
cell: 781-775-5263 | e-mail: smitlu@bc.edu

Chase Colliton, Assistant Director, Athletic Communications
work: 617-552-0524| e-mail: collitoc@bc.edu

MEDIA INFO AND QUICK FACTS

QUICK FACTS

University Information

Location Chestnut Hill, Mass.
Founded.....1863
Nickname.....Eagles
Colors Maroon and Gold
Enrollment.....15,234
President Rev. William P. Leahy, S.J.
William V. Campbell Director of Athletics..... Blake James

2025 BC Football

Letterwinners Returning41
Letterwinners Lost 27
Starters Returning15
Starters Lost11
Offensive Starters Returning 6
Defensive Starters Returning..... 7
Specialists Starters Returning..... 2

Head Coach

The Gregory P. Barber '69 and Family Head Football CoachBill O'Brien
Alma Mater Brown '92
Record at Boston College 7-6 (Second Season)
NCAA Record..... 22-15 (Three Seasons)
NFL Record.....52-48 (Seven Seasons)

Assistant Coaches

Darrell Wyatt, Assistant Head Coach/Wide ReceiversSideline
Will Lawing, Offensive Coordinator/Tight Ends..... Press Box
Tim Lewis, Defensive Coordinator Press Box
Matt Thurin, Special Teams Coordinator/SafetiesSideline
Matt Applebaum, Offensive Line.....Sideline
Jonathan DiBiaso, Quarterbacks.....Sideline
Savon Huggins, Running BacksSideline
Dan O'Brien, LinebackersSideline
Cory Robinson, SecondarySideline
Jordan Thomas, Defensive LineSideline

Football History

First Year of Football.....1893
All-Time Record (Years)..... 701-530-37 (126)
All-Time Bowl Record 15-14

Stadium Information

Home Stadium Alumni Stadium
Opened (Renovated).....1957 (1995)
Capacity 44,500
Surface.....AstroTurf



The Gregory P. Barber '69 and Family Head Football Coach

Bill O'Brien was hired as the 37th head coach in Boston College football history on Feb. 9, 2024.

In his first season on the Heights, O'Brien guided the Eagles to a 7-6 record and an appearance in the Bad Boy Mowers Pinstripe Bowl. BC started the season with a top-10 win at Florida State and entered the top-25 for the first time in six years after a 2-0 start. O'Brien and the Eagles also posted the first six-win season at Alumni Stadium since 2009 and sold out two home games for the first time since 2006.

Boston College posted top-25 rankings nationally in nine statistical categories across the FBS. BC was 12th nationally and first in the ACC in the fewest penalties per game at 4.46. The team's 0.69 turnover margin ranked 17th, led by a defense that totaled 17 interceptions; the seventh most in the country and tops in the conference. O'Brien's offense ranked 22nd in team passing efficiency at 114.9 and the defense 22nd in rushing defense at 114.9.

As a senior on O'Brien's first team, Donovan Ezeiruaku led the nation in sacks at 1.38 per game, while tying the BC single-season record at 16.5, which led all FBS players in the regular season. Ezeiruaku earned ACC Defensive Player of the Year and the Ted Hendricks Award as college football's top defensive end. Ezeiruaku also became the 13th consensus All-American in BC history with first-team honors from the AP, AFCA and Sporting News plus second-team honors from the Walter Camp Foundation.

O'Brien owns an all-time coaching record of 74-63 in 10 seasons as a head coach in college football and the NFL. He is 22-15 all-time in the college game.

A 32-year coaching veteran in the college and professional ranks, O'Brien was elevated to his first head coaching post at Penn State in 2012. He guided the Nittany Lions to an overall record of 15-9 and 10-6 Big Ten mark during the span of two seasons while directing the program through a postseason ban. He was named the head coach of the NFL's Houston Texans in 2014, leading the franchise to a 52-48 record, four AFC South Division titles, and four playoff appearances - including two Wild Card round wins - between 2014 and 2020. While at Penn State, O'Brien was recognized in 2012 with a pair of national coaching awards - the Paul "Bear" Bryant National Coach of the Year, and the George Munger Award for Coach of the Year by the Maxwell Football Club. The Nittany Lions' eight wins in 2012 were the most by a first-year head coach in school history, earning O'Brien Big Ten Coach of the Year honors. In 2013, O'Brien and Penn State won sev-

en games, including two top 25 victories, downing No. 18 Michigan at home and winning at No. 14 Wisconsin. The Nittany Lions boasted two first team All-Americans during his tenure - linebacker Michael Mauti (2012) and wide receiver Allen Robinson (2013) - and 10 All-Big Ten selections.

O'Brien returned to the NFL in 2014 as the head coach of the Houston Texans. During his tenure, Houston posted five winning seasons, including back-to-back double-digit win seasons in 2018 (11-5) and 2019 (10-6). The 21 combined wins rank as the second-most in a two-year span in franchise history. Houston's offense ranked in the top-10 in rushing in the league on four occasions. The 2019 Texans' squad featured a 3,500-yard passer, a 1,000-yard rusher, and a 1,000-yard receiver for only the fourth time in franchise history.

After his time in Houston, O'Brien returned to the college game as the quarterbacks coach and offensive coordinator at Alabama under Nick Saban in 2021 and 2022. He mentored Heisman Trophy winning QB Bryce Young and helped the Crimson Tide reach the College Football Playoff national championship game in 2021. In his second season, Alabama was fourth nationally in scoring offense (41.1 points/game), 11th in total offense (477.1 yards/game) and 19th in passing offense (281.5 yards/game) en route to an 11-2 record and a victory in the Sugar Bowl.

O'Brien, who totaled six years across two stints on Bill Belichick's staff, helped guide the New England Patriots to two AFC titles and appearances in Super Bowl XLII and XLVI in six total years on the Patriots' coaching staff. Hee spent the 2023 season as the offensive coordinator and quarterbacks coach of the New England Patriots. He served in four different roles in Foxboro, including offensive coordinator during the 2011 season. With O'Brien as the OC, the Patriots went 13-3, earned the top-seed in the AFC, led the AFC in scoring (32.1 points per game), and ranked second in the NFL in total offense (428.0 yards per game) on the way to the Super Bowl. O'Brien was also the quarterbacks coach for two seasons, working directly with Tom Brady. During that time, Brady earned 2010 Associated Press MVP and All-Pro First Team honors.

Before entering the NFL, O'Brien gained 14 years of experience at the collegiate level, including 12 years in the ACC. His coaching career began at his alma mater Brown, serving as the tight ends coach (1993) and inside linebackers coach (1994). He then began an eight-year stretch at Georgia Tech as a graduate assistant (1995-97), running backs coach (1998-00) and offensive coordinator and quarterbacks

BILL O'BRIEN

Originally from Dorchester, Mass., O'Brien played linebacker and defensive end at Brown and graduated with a double concentration in political science and organizational behavioral management in 1992. O'Brien and his wife, Colleen, have two sons, Jack and Michael.

The O'Brien File

Birthday: October 23, 1969
Hometown: Andover, Mass.
High School: St. John's Prep (Danvers)
Alma Mater: Brown, 1992
Degree: Political Science and Organizational Behavioral Management
Family: Wife Colleen; sons Jack and Michael

Coaching Career

2024- Present: Boston College, Head Coach
2024: Ohio State, Offensive Coordinator/QB Coach
2023: New England Patriots, Offensive Coord./QB Coach
2021-22: Alabama, Offensive Coord./QB Coach
2014-20: Houston Texas, Head Coach
2012-13: Penn State, Head Coach
2011: New England Patriots, Offensive Coord./QB Coach
2009-10: New England Patriots, Quarterbacks Coach
2008: New England Patriots, Wide Receivers Coach
2007: New England Patriots, Offensive Assistant
2005-06: Duke, Offensive Coord./QB Coach
2003-04: Maryland, Running Backs Coach
2001-02: Georgia Tech, Offensive Coord./QB Coach
1998-00: Georgia Tech, Running Backs Coach
1995-97: Georgia Tech, Graduate Assistant
1994: Brown, Inside Linebackers Coach
1993: Brown, Tight Ends

Head Coaching Record

<i>Year</i>	<i>Team, League</i>	<i>W</i>	<i>L</i>	<i>Postseason</i>
2012	Penn State, Big Ten	8	4	
2013	Penn State, Big Ten	7	5	
2014	Houston Texans, NFL	9	7	
2015	Houston Texans, NFL	9	7	AFC Wild Card
2016	Houston Texans, NFL	9	7	AFC Divisional
2017	Houston Texans, NFL	4	12	
2018	Houston Texans, NFL	11	5	AFC Wild Card
2019	Houston Texans, NFL	10	6	AFC Divisional
2020	Houston Texans, NFL	0	4	
2024	Boston College, ACC	7	6	
Total	10 Seasons	69	57	
NCAA	3 Seasons	22	15	
NFL	7 Seasons	52	48	

RECORD BREAKDOWN		
	2025	O'Brien
Home	1-0	7-1
Away	0-1	1-5
Neutral	0-0	0-0
vs. Ranked Opponent	0-0	1-2
August/September	1-1	5-2
October	0-0	0-3
November	0-0	3-1
December/January	0-0	0-1
Leading at Halftime	1-1	5-3
Trailing at Halftime	0-0	2-3
Tied at Halftime	0-0	1-0
Leading After Third Quarter	1-0	6-2
Trailing After Third Quarter	0-0	1-3
Tied After Third Quarter	0-1	1-1
Scoring First	1-0	6-3
Opponent Scoring First	0-1	2-3
Score < 20 Points	0-0	0-1
Score 20-29 Points	0-0	3-4
Score 30-39 Points	0-0	2-0
Score 40+ Points	1-1	3-1
Opponent Scores < 20 Points	1-0	4-0
Opponent Scores 20-29 Points	0-0	3-2
Opponent Scores 30-39 Points	0-0	1-2
Opponent Scores 40+ Points	0-1	0-2
More Rushing Yards Than Opponent	1-0	6-2
Fewer Rushing Yards Than Opponent	0-1	1-4
Rush For < 100 Yards	1-1	1-3
Rush For 100+ Yards	0-0	7-3
Opponent Rushes For < 100 Yards	1-0	6-0
Opponent Rushes For 100+ Yards	0-1	2-6
More Passing Yards Than Opponent	1-1	3-3
Fewer Passing Yards Than Opponent	0-0	5-3
Pass For < 200 Yards	0-0	5-1
Pass For 200+ Yards	1-1	3-5
Opponent Passes For < 200 Yards	1-0	3-1
Opponent Passes For 200+ Yards	0-1	5-5
More Total Yards Than Opponent	1-1	5-1
Fewer Total Yards Than Opponent	0-0	3-5
Gain < 300 Total Yards	0-0	2-1
Gain 300+ Total Yards	1-1	6-5
Opponent Gains < 300 Total Yards	1-0	4-0
Opponent Gains 300+ Total Yards	0-1	4-6
Games Decided by 7 Points or Less	0-1	3-3
Games Decided by 14 Points or More	1-0	4-1
Temperature 90+ Degrees	0-0	1-0
Temperature 60-89 Degrees	1-0	3-3
Temperature 40-59+ Degrees	0-1	3-4
Temperature < 40 Degrees	0-0	1-0

BC IN ACC PLAY: LAST SEASON

» The Eagles finished 4-4 in conference play a season ago, picking up wins over Florida State, Syracuse, North Carolina and Pittsburgh.

» The Bill O'Brien era began last season with a 28-13 victory at No. 10 Florida State.

» Boston College ran for 263 yards on the ground at Florida State, led by Kye Robichaux with 85 yards and Treshaun Ward with 77 yards.

» The Eagles won three of their final four conference games a season ago, leading to a postseason appearance in the Bad Boy Mowers Pinstripe Bowl.

2025 CAPTAINS

» The Eagles elected eight captains for the 2025 season. Wide receiver **Lewis Bond**, and offensive lineman **Logan Taylor** and **Jude Bowry** were chosen to represent the offense.

» Defensive end **Quintayvious “Q” Hutchins**, **KP Price**, and linebackers **Daveon “Bam” Crouch** and **Owen McGowan** were elected to captain the defense.

» Wide receiver **Luke McLaughlin**, a former walk-on, was elected as special teams captain. McLaughlin comes from a family of Eagles, with his brothers, Andrew and Sam, his uncles, Andrew and Peter, as well as his grandfather, Peter, all attending Boston College.

LONERGAN’S LAUNCH

» Quarterback **Dylan Lonerган** enters his first season as starting quarterback of the Eagles after being named the starter on August 12, 2025.

» In his first collegiate start in a Boston College uniform, Lonerган led a 13-play, 71-yard drive culminating in an 11-yard touchdown pass to running back Jordan McDonald, his first career touchdown pass.

» Lonerган finished with 26-of-34 passes completed for 268 yards and four touchdowns in the 66-10 victory.

» At Michigan State, Lonerган completed 34 passes on 45 attempts for a career-high 390 yards and four touchdowns en route to earning ACC Quarterback of the Week honors. His 34 completions were the most by a Boston College quarterback since Phil Jurkovec completed 37 passes vs. North Carolina on October 3, 2020.

» Through two games, Lonerган’s eight touchdown passes and no interceptions ties a Boston College mark set by Anthony Brown in 2018.

FIVE-FOR-FIVE FROM #3

» Redshirt senior **Grayson James** entered the game in the fourth quarter vs. Fordham (8/30), where he went 5-for-5 for 190 yards and a 22-yard touchdown pass to Dawson Pough.

» Last season, James threw for 1,202 yards on 106-for-166 passing with six touchdowns and two interceptions.

BOND, LEWIS BOND

» **Lewis Bond** recorded his second career game with 11 or more catches at Michigan State, finishing with 90 yards.

» Bond totaled 11 catches for 138 yards in the victory vs. Fordham. Bond’s 11 catches is the most in his career, with his previous career high coming on November 23, 2024 vs. North

Carolina, when he recorded 9 catches.

»The last time a Boston College receiver registered 11 or more catches was on October 4, 2008, when Rich Gunnell totaled 11 catches for 123 yards at North Carolina State.

» Last season, he recorded 67 catches for 689 yards and three touchdowns. His 67 catches ranked sixth all-time in Boston College single-season history. Bond capped his 2024 season with All-ACC Honorable Mention honors.

» In 2023, he led BC in receptions (52), receiving yards (646) and touchdowns (7). He is one of four returners in the ACC to post a season of 50/600/7 or better.

» Bond’s season was the seventh since 1996 by a BC receiver with at least 45 catches, 600 receiving yards and seven touchdowns. He is one of six such receivers in the ACC this year.

» In week two vs. Duquesne, Bond caught five passes on five targets for 98 yards, including a career-best 49-yard TD.

<i>Returning ACC Players w/ 50 Receptions, 600 Yards, 7 TDs</i>			
Player, School	Rec.	Yards	TD
Kevin Concepcion, NC State	71	839	10
Jordan Moore, Duke	62	835	8
Jacolby George, Miami	57	864	8
Lewis Bond, BC	52	646	7
» In his fifth season with the program, Bond’s 136 career receptions ranks 10th all time, and his 1,513 career receiving yards is good for 22nd in school history.			

REED AND REACT

» Wide receiver **Reed Harris** enters his third year with the program after a breakout redshirt freshman campaign.

» Harris caught two passes for 32 yards at Michigan State, including his second touchdown reception of the season on a 14-yard pass from Dylan Lonerган.

» Harris hauled in a 17-yard touchdown reception from Dylan Lonerган in the third quarter vs. Fordham (8/30), his first touchdown of the season.

»The Great Falls, Montana product averaged 28.6 yards per reception with a total of 486 receiving yards on 17 catches with four touchdowns in 2024. In addition, Harris recorded two touchdown receptions over 60-yards last season, including a 72-yard touchdown reception vs. Duquesne (9/7) and a 67-yard touchdown reception at Missouri (9/14).

» In 2023, Harris was the first player ever recorded from the state of Montana to play a game in the ACC.

» A dual-threat QB in high school, Harris recruited as an ‘athlete’ and saw limited action as a true freshman in 2023 with one catch in four games.

THREE-HEADED MONSTER

» After playing in 10 games as a junior, running back **Jordan McDonald** carried the ball 53 times for 361 yards and three touchdowns.

»As a true freshman, running back **Turbo Richard** played in eight games, carrying the ball 55 times for 278 yards and two touchdowns.

»After missing all of 2024 due to injury, running back **Alex Broome** also returns to the Eagles running back room. He registered 110 carries for 513 yards and two rushing touchdowns in two seasons of action.

GAME NOTES

THE WHY BEHIND #5

» After wearing #24 last season, running back **Jordan McDon-ald** switched to #5 for a special reason, carrying along the tradition that RB Kye Robichaux instilled last season.

» McDonald wears #5 to honor his family; his father, Johnny Sr, his mother, Patricia, his sister, Asya, his brother, Johnny Jr. and himself, representing the five members of his family.

TWO TOUCHDOWN TURBO

» After adding a rushing and a receiving touchdown at Michigan State, Turbo Richard became the first Boston College running back to accomplish the feat since Treshaun Ward had a rushing and a receiving touchdown vs. Duquesne last season on September 7, 2024.

SPEEDY SKEETE

» Junior wide receiver **Jaedn Skeete** is enters his third season with the program. Through two games, Skeete has three touchdown receptions after registering his third of the season at Michigan State.

» Skeete notched two touchdown receptions vs. Fordham for the first time in his career. Skeete had an 11-yard touchdown reception in the first quarter, and 13-yard touchdown reception in the second quarter. In 2024, Skeete scored one touchdown in two games, vs. Virginia Tech on November 11, 2023 and at Virginia on October 5, 2024.

» “Skeete brings the speed... We complement each other very well, and I’m excited to see what we can do this year,” said fellow wide receiver Lewis Bond of the Hyde Park, Mass receiver. Skeete’s experience in a veteran wide receiver room sets him up to be a viable option in the passing game.

FRANKLY, PRODUCTIVE

» Tight end **Jeremiah Franklin** enters the 2025 season with a career 37 games played and 19 starts.

» Franklin added 8 catches a career-high 84 yards and a 6-yard touchdown in overtime at Michigan State.

» Franklin registered five catches for 50 yards in the victory vs. Fordham.

» In 2024, Franklin ranked third on the team with 27 receptions, totaling 311 yards and three touchdowns.

» The veteran tight end was also named to the 2025 John Mackey Award Watchlist this offseason, an award given to the nation’s best collegiate tight end.

» Off the football field, Franklin is pursuing his degree in computer science.

DEPTH IN THE TRENCHES

» Despite losing RT Ozzy Trapilo, C Drew Kendall, and RG Jack Conley to the NFL, the Eagles are returning several key cogs from the offensive line room.

» Left tackle **Jude Bowry** played in all 12 regular season games a season ago, where he allowed just two sacks over a 321 dropback stretch.

» Offensive lineman **Logan Taylor** played in 12 games with 11 starts last season, making 10 of them at left guard and one at left tackle en route to Honorable Mention All-ACC honors for the second year in a row.

» Graduate center **Dwayne Allick** enters the 2025 season with 39 career games under his belt, making 14 starts across the offensive line in the process.

» Graduate offensive lineman **Kevin Cline** has appeared in 33 career games throughout his six-year career. At Michigan State, Cline received a 71.6 pass blocking grade by PFF, the highest ranking among Boston College offensive linemen.

» Despite only being a redshirt sophomore, offensive lineman **Eryx Daugherty** returns as the team’s second-highest rated pass-blocker, registering a 76.3 grade from PFF from last season’s action.

DISRUPTION ON THE D-LINE

» Despite losing DE Donovan Ezeiruaku and DT Cam Horsley to the NFL, the Eagles are returning several critical pieces of the defensive line from a season ago.

»With 30 career games under his belt, veteran edge rusher **Quintayvious “Q” Hutchins** returns in 2025 after posting 31 tackles, 5.5 tackles for loss, 3.5 sacks, two fumble recoveries, a forced fumble and eight quarterback hurries.

» With 31 career came under his belt between Boston College and Illinois, defensive lineman **Sedarius McConnell** returns for his second season in the program as an anchor up front.

» After serving as the team’s third interior defensive lineman a season ago, **Kwan Williams** looks to have an increased role up front after playing in 35 career games over the last three seasons.

BOOM, BAM, POW

» Linebacker **Bam Crouch** returns as the leader of the linebacker room after totaling 77 tackles last season, ranking third on the team. In addition, Crouch added 6.5 tackles for loss, four pass break-ups, two forced fumbles and two fumble recoveries.

» Crouch intercepted Fordham in the third quarter and returned the ball 28 yards for a touchdown, the first of his career.

» Given his birth name “Daveon,” Crouch goes by “Bam” for a unique reason.

» Born on April 3, 2004, Crouch was expected to be born earlier than his birthday, coinciding with the birth of his cousin, who was born on April 4, 2004.

» It was Crouch’s mother, Masha Watts, who said Crouch “Bam’d his way into the world” in order to avoid having the same birthday as his cousin. The nickname “Bam” has stuck ever since.

DOMINANT DEFENSE

» In 2024, the Eagles secondary recorded 17 interceptions, which tied for best in the conference.

» The defense finished top five in total defense last season, giving up an an average of 23.8 points per game.

» Cornerback **Max Tucker** ran back a team-best 58-yard interception return to set up a score at FSU last season.

» Defensive lineman **Ty Clemons** intercepted a pass and ran 55 yards for a touchdown against Pittsburgh last season.

THE PRICE IS RIGHT

» Safety **KP Price** is back for his third year in the program

GAME NOTES

NFL EAGLES	
Zach Allen, DE	Denver Broncos
AJ Dillon, RB	Green Bay Packers
Donovan Ezeiruaku, DE	Dallas Cowboys
Zay Flowers, WR	Baltimore Ravens
Will Harris, S	New Orleans Saints
Zion Johnson, G	Los Angeles Chargers
Elijah Jones, CB	Arizona Cardinals
Drew Kendall, C	Philadelphia Eagles
Harold Landry, LB	Tennessee Titans
Chris Lindstrom, G	Atlanta Falcons
Hunter Long, TE	Los Angeles Rams
Christian Mahogany, G	Detroit Lions
Isaiah McDuffie, LB	Green Bay Packers
Matt Milano, LB	Buffalo Bills
Ozzy Trapilo, T	Chicago Bears
Isaac Yiadom, CB	San Francisco 49ers

PRESEASON WATCH LISTS

Lewis Bond, WR	Senior Bowl
Alex Broome, RB	Allstate AFCA Good Works Team
	Allstate Wuerffel Trophy
	Doak Walker Award
Jeremiah Franklin, TE	John Mackey Award
	Senior Bowl
Amari Jackson, DB	Senior Bowl
Grayson James, QB	Senior Bowl
Jordan McDonald, RB	Doak Walker Award
Logan Taylor, OL	Senior Bowl

WEEKLY AWARD WINNERS

Dylan Lonerган, QB	Week Two ACC Quarterback of the Week
	Week Two NEFW Gold Helmet
Omar Thornton, DB	Week Two ACC Defensive Back of the Week

COACHING STAFF

NFL EXPERIENCE AT THE HEIGHTS

The 2025 Eagles coaching staff has over 80 years combined of NFL experience.

Head Coach Bill O’Brien

New England Patriots- Offensive Assistant (2007)

New England Patriots- Wide Receivers (2008)

New England Patriots- Quarterbacks (2009-10)

New England Patriots- Offensive Coordinator/Quarterbacks (2011)

Houston Texans- Head Coach (2014-20)

New England Patriots- Offensive Coordinator/Quarterbacks (2023)

Offensive Coordinator Will Lawing

Houston Texans- Defensive Quality Control (2014-16)

Houston Texans- Offensive Assistant (2016-18)

Houston Texans- Tight Ends (2019-20)

New England Patriots- Tight Ends (2023)

Defensive Coordinator Tim Lewis

Pittsburgh Steelers- Defensive Backs (1995-99)

Pittsburgh Steelers- Defensive Coordinator (2000-03)

New York Giants- Defensive Coordinator (2004-06)

Carolina Panthers- Defensive Backs (2007-08)

Seattle Seahawks- Defensive Backs (2009)

Atlanta Falcons- Defensive Backs (2010-14)

San Francisco 49ers- Defensive Backs (2015)

Assistant Head Coach/Wide Receivers Coach Darrell Wyatt

Minnesota Vikings- Wide Receivers (2006)

Offensive Line Coach Matt Applebaum

Washington Commanders- Offensive Assistant/Player Personnel (2008-10)

Jacksonville Jaguars- Offensive Assistant (2014)

Miami Dolphins- Offensive Line (2022)

Running Backs Coach Savon Huggins

Miami Dolphins- Coaching Intern (2019)

Linebackers Coach Dan O’Brien

New England Patriots- Scouting Assistant (2005)

Defensive Backs Coach Cory Robinson

New Orleans Saints- Assistant Defensive Backs (2020-22)

Jacksonville Jaguars- Defensive Assistant/Cornerbacks (2024)

Defensive Line Coach Jordan Thomas

Cleveland Browns- Assistant Defensive Line (2022-24)

Senior Offensive Analyst Rob Chudzinski

Cleveland Browns- Tight Ends (2004)

San Diego Chargers- Tight Ends (2005-06)

Cleveland Browns- Offensive Coordinator (2007-08)

San Diego Chargers- Tight Ends/Assistant Head Coach (2009-10)

Carolina Panthers- Offensive Coordinator (2011-12)

Cleveland Browns- Head Coach (2013)

Indianapolis Colts- Associate Head Coach (2014-15)

Indianapolis Colts- Offensive Coordinator (2015-17)

after registering a team-leading 85 tackles last season to go with two interceptions, two tackles-for-loss and five pass break-ups.

» Price put together five games of nine or more tackles last season.

» One of those games came at Virginia (10/5), when Price registered a season-high 10 tackles to go with one pass break-up.

“O”MAR

» After playing in 11 games last season, safety **Omar Thornton** is back for his sophomore season after totaling 29 tackles and 3.5 tackles for loss as a true freshman.

» In his first career start a season ago, Thornton posted a season-high nine tackles and two tackles-for-loss against Louisville (10/25).

» Thornton earned ACC Defensive Back of the Week honors in week two after posting a career-high 11 tackles and his first career sack at Michigan State.

CD AT THE FREE

» Redshirt-sophomore **Carter Davis** started 10 games at free safety in 2024, recording 52 tackles, good for fourth on the team, three interceptions, and three pass break-ups.

» Davis notched a 12-yard sack of Fordham in the second quarter, the first sack of his career.

» Davis contributed a season-high nine tackles in the Eagles’ win over the Seminoles to open last season.

» In the Red Bandanna Game against Michigan State (9/21), Davis snagged an interception, forced a fumble and made five tackles in a winning effort.

ACTION JACKSON’S RETURN

» After suffering a season-ending injury six games into last season, veteran defensive back **Amari Jackson** returns for his senior season.

» Starting all six games played at cornerback before the injury, Jackson totaled 21 tackles, five pass break-ups and an interception.

FLOURISHING FLORIO

» P **Shamus Florio** transferred to Boston College at the mid-year after spending the previous four seasons at Yale.

» Against Fordham, Florio hit a 63-yard punt in the second quarter, which was the longest punt by a Boston College punter since Danny Longman hit a 65-yard punt at North Carolina State on November 12, 2022.

» The Andover, Mass. native appeared in 28 career games with the Bulldogs, including all 10 in each of his last two seasons.

» As a senior in 2024, Florio handled the punting duties for Yale, totaling 39 punts with an average of 38.0 yards per punt, with 16 punts downed inside the 20.

» Florio had six punts that went 50 or more yards in 2024.

» Against Central Connecticut (10/5), had a season-high four punts downed inside the 20.

GAME NOTES

LUCA THE LEG

» K **Luca Lombardo** is in his third season with the Boston College Football program.

» The Westport, Conn. native won the place kicker job at the end of preseason camp after playing in just four games a season ago due to injury.

» Against Fordham, Lombardo hit a 48-yard field goal, a career long, in the third quarter to go with nine extra points made. His previous career long was 39-yards, which he hit last season vs. Michigan State on September 21. In addition, Lombardo’s previous career high for extra points made was six, which came last season on September 7, 2024 vs. Duquesne.

» Lombardo added two field goals at Michigan State, one from 37 yards in the third quarter and one from 38 yards in the fourth quarter.

TRANSFER TALK

» Boston College added 19 players in the transfer portal following the 2024 season.

Name, Pos.	Last School
Favor Bate, DE	Merrimack
E’Lla Boykin, DL	Barton College
Mike Bumpus, DL	Brown
Makai Byerson, DL	West Virginia
Bryce Dopson, WR	Kennesaw State
Shamus Florio, K/P	Yale
Jason Hewlett Jr., LB	Michigan
Amir Johnson, OL	Merrimack
Ty Lockwood, TE	Alabama
Dylan Lonergan, QB	Alabama
Ben Mann, LS	Yale
Chris Marable Jr., DL	Wake Forest
Tommy Matheson, OL	Princeton
Zeke Moore, TE	FAU
Chuck Nnaeto, DL	Elon
Onye Nwosisi, DL	Valparaiso
Vaughn Pemberton, LB	Ball State
Will Straka, LB	Wisconsin-Platteville
V.J. Wilkins, WR	Campbell

THE COACHING STAFF

» **Bill O’Brien** made two new hires to his second Boston College coaching staff this offseason, adding to the defensive side of the ball.

» **Cory Robinson** was brought on as defensive backs coach. He spent last season with the Jacksonville Jaguars as their cornerbacks coach. He comes to The Heights as a 16-year coaching veteran with six years on Division I staffs, four on NFL staffs and six seasons in the high school throughout his career.

» **Jordan Thomas** was hired this offseason as defensive line coach. Thomas spent the last three seasons in the NFL as the assistant defensive line coach with the Cleveland Browns.

» In 2024, he worked directly with current Patriots head coach Mike Vrabel, who served as a coaching and personnel consultant in Cleveland last year.

» Thomas also worked directly with 2023 AP Defensive Player

No.	Name	Year	Pos.	Ht.	Wt.	Hometown/High School (Previous School)
0	Omar Thornton	So.	DB	5’ 11”	201	Carver Ranches, Fla. / American Heritage
1	Daveon Crouch	Sr.	LB	6’ 1”	227	Tampa, Fla. / Wharton
1	Jaedn Skeete	Jr.	WR	6’ 2”	188	Hyde Park, Mass. / Catholic Memorial
2	KP Price	Jr.	DB	6’ 1”	200	Baltimore, Md. / St. Frances Academy
2	Turbo Richard	So.	RB	5’ 8”	207	Charlotte, N.C. / Northwestern
3	Grayson James	R-Sr.	QB	6’ 3”	218	Lake Highlands, Texas / Duncanville (FIU)
3	Max Tucker	Jr.	DB	5’ 11”	191	Hyde Park, Mass. / Catholic Memorial
4	Reed Harris	R-So.	WR	6’ 5”	217	Great Falls, Mont. / Great Falls
5	Jordan McDonald	Sr.	RB	6’ 1”	211	Atlanta, Ga. / Milton (UCF)
5	Bryce Steele	R-Sr.	LB	6’ 1”	224	Raleigh, N.C. / Millbrook
7	Jake Coniglio	Fr.	QB	6’ 1”	210	Tampa, Fla. / IMG Academy
7	Carter Davis	R-So.	DB	6’ 1”	190	Baltimore, Md. / Mount Saint Joseph
8	Jaylen Blackwell	R-Sr.	LB	6’ 1”	227	Atlanta, Ga. / Union Grove
8	Johnathan Montague Jr.	So.	WR	6’ 1”	212	Zebulon, N.C. / Clayton
9	Josiah Griffin	R-So.	DL	6’ 4”	257	Springfield, Mass. / Springfield Central
9	Dylan Lonergan	R-So.	QB	6’ 2”	211	Snellville, Ga. / Brookwood (Alabama)
10	Shaker Reisig	Fr.	QB	6’ 3”	199	Tulsa, Okla. / Union
10	Syair Torrence	So.	DB	5’ 10”	197	Syracuse, N.Y. / Christian Brothers Academy
11	Lewis Bond	R-Sr.	WR	5’ 11”	190	Chicago, Ill. / Kenwood Academy
11	Rae Sykes Jr.	Fr.	DB	6’ 1”	194	Rome, Ga. / Rome
13	Enzo Arjona	R-Jr.	QB	5’ 10”	204	Upper Saddle River, NJ / Northern Highlands (Marist/Monmouth)
13	Nijita Sinkala	Fr.	DB	5’ 11”	175	Winnipeg, Manitoba / St. Thomas More School
14	Nedrick Boldin Jr.	Fr.	WR	5’ 11”	188	Pahokee, Fla. / Palm Beach Central
14	Ashton Cunningham	Fr.	DB	5’ 9”	165	Tulsa, Okla. / Union
15	Shane Hanafin	R-Jr.	QB	6’ 1”	215	Burlington, Mass. / Buckingham Browne & Nichols
15	Quintayvious Hutchins	R-Sr.	DL	6’ 3”	240	Bessemer, Ala. / Bessemer City
16	Isaiah Farris	R-Jr.	DB	5’ 11”	174	Broward County, Fla. / Cardinal Gibbons
16	Semaj Fleming	Fr.	WR	5’ 8”	171	Orlando, Fla. / Edgewater
17	Jeremiah Franklin	Sr.	TE	6’ 3”	244	Walkersville, Md. / Walkersville
17	Edwin Kolenge	R-Jr.	DL	6’ 3”	252	Montreal, Quebec / Loomis Chaffee
18	Stevie Amar Jr.	Fr.	TE	6’ 2”	228	Oxnard, Calif. / Oaks Christian
19	Ty Lockwood	R-So.	TE	6’ 4”	245	Thompson’s Station, Tenn. / Independence (Alabama)
19	Marcelous Townsend	Fr.	DB	5’ 10”	177	Dallas, Ga. / Blessed Trinity Catholic
20	Alex Broome	R-Jr.	RB	5’ 6”	194	Nashville, Tenn. / Lipscomb Academy
20	Marcus Upton	Fr.	DB	5’ 11”	199	Sicklerville, N.J. / Winslow Township
21	Charleston Coldon	Fr.	DB	5’ 11”	188	East St. Louis, Ill. / Althoff Catholic
21	VJ Wilkins	R-Jr.	WR	5’ 9”	187	Pfafftown, N.C. / Reagan (Campbell)
23	Vaughn Pemberton	R-Sr.	LB	6’ 0”	235	Chicago, Ill. / Loyola Academy (Ball State)
24	Amari Jackson	Sr.	DB	5’ 11”	190	McDonough, Ga. / Eagle’s Landing
24	Bo McCormack III	Fr.	RB	5’ 10”	198	Westford, Mass. / Buckingham Brown & Nichols
25	Andy Quinn	Fr.	K/P	6’ 4”	199	Galway, Ireland / NFL Academy
26	Jason Hewlett Jr.	R-So.	LB	6’ 3”	232	Youngstown, Ohio / Chaney (Michigan)
26	Datrell Jones	R-So.	WR	5’ 9”	188	Dorchester, Mass. / Catholic Memorial
27	Omarion Davis	Fr.	DB	5’ 11”	188	Charlotte, N.C. / Indian Land
28	Shamus Florio	R-Sr.	K/P	6’ 3”	205	Andover, Mass. / Andover (Yale)
28	Zacari Thomas	Fr.	LB	5’ 11”	210	Haddock, Ga. / Jones County
29	Mekhi Dodd	Fr.	RB	6’ 0”	210	Mattapan, Mass. / Catholic Memorial
29	Cameron Martinez	Gr.	DB	5’ 10”	188	Muskegon, Mich. / Muskegon (Ohio State)
30	TJ Green	Fr.	DB	5’ 10”	176	San Diego, Calif. / Reynoldsburg
30	Sam Stone	R-So.	K/P	6’ 0”	167	Austin, Texas / St. Michael’s
32	Charlie Comella	R-Fr.	DB	6’ 1”	189	Wellesley, Mass. / Xaverian Brothers
32	Michael Landolfi	R-Fr.	WR	6’ 0”	188	Hanover, Mass. / Lawrence Academy
33	Anthony Ferrucci	R-So.	RB	5’ 7”	193	Fishers, Ind. / Guerin Catholic
33	Owen McGowan	R-Sr.	LB	6’ 0”	236	Canton, Mass. / Catholic Memorial
34	Duke Brennan	Fr.	WR	6’ 4”	183	Cleveland, Ohio / University School
34	Tim Hays	R-Jr.	LB	6’ 1”	229	Concord, Mass. / Concord-Carlisle
35	Tim Longo	Fr.	WR	5’ 9”	190	Northport, N.Y. / Milford Academy
35	Ashton McShane	So.	DB	5’ 11”	194	Dallas, Texas / McKinney
36	Hunter Clark	R-Jr.	RB	5’ 11”	243	Greenwich, Conn. / Brunswick School (Connecticut)
36	Billy Van Pelt	R-Jr.	LB	6’ 1”	219	Houston, Texas / Strake Jesuit
37	Carson Fowler	Fr.	DB	6’ 0”	195	Houston, Texas / Episcopal
37	Zach Schnorrbusch	R-Fr.	WR	6’ 1”	205	Wyckoff, N.J. / Ramapo
38	Tommy Cusick III	R-Fr.	DB	6’ 1”	204	Naples, Fla. / First Baptist Academy
38	Will Graves III	Fr.	WR	6’ 3”	197	Norwalk, Conn. / The Brunswick School
39	Zach Kelly	R-So.	DB	5’ 11”	193	Petaluma, Calif. / Cardinal Newman (Bryant)
41	Favor Bate	So.	DL	6’ 1”	249	Lanham, Md. / Eleanor Roosevelt (Merrimack)
42	Kemori Dixon	R-Fr.	LB	6’ 1”	230	Danville, Va. / George Washington

NUMERICAL ROSTER

No.	Name	Year	Pos.	Ht.	Wt.	Hometown/High School (Previous School)
43	Griffin Collins	Fr.	LB	6' 3"	238	Longmeadow, Mass. / Worcester Academy
44	Palaie Faoa	R-So.	LB	6' 1"	223	Ewa Beach, Hawai'i / Bishop Gorman (Nev.)
45	Ben Mann	R-Sr.	LS	6' 5"	232	Lancaster, Pa. / Manheim Township (Yale)
45	Max Tejpaul	Fr.	DB	6' 0"	171	Greenwich, Conn. / The Brunswick School
46	Dominic DeSarno	Fr.	TE	6' 4"	224	Kensington, Md. / Georgetown Prep
46	James Magerko	R-Fr.	DB	6' 0"	190	Wyckoff, N.J. / Ramapo
47	Caden Bowling	R-Fr.	LB	6' 3"	237	New Canaan, Conn. / Brunswick School
48	Bryce Lewis	Fr.	DL	6' 5"	220	Roswell, Ga. / Blessed Trinity Catholic
48	Zeke Moore	Jr.	TE	6' 0"	240	Roswell, Ga. / Roswell (FAU)
49	Cooper Crook	R-Fr.	LS	6' 4"	219	Knoxville, Tenn. / Knoxville Catholic
50	Sean Howard	R-Fr.	LB	5' 10"	206	McLean, Va. / St. John's
50	DJ Williams	Fr.	OL	6' 1"	290	Yonkers, N.Y. / Archbishop Stepinac
51	Amir Johnson	R-So.	OL	6' 4"	310	Pemberton, N.J. / East Coast Prep (Merrimack)
51	Sterling Sanders	Fr.	DL	6' 4"	291	Blythewood, S.C. / Blythewood
52	Chris Marable Jr.	R-So.	DL	6' 2"	305	Hilton Head Island, S.C. / Hilton Head (Wake Forest)
52	Judah Pruitt	R-Fr.	OL	6' 4"	322	Newark, N.J. / Malcolm X Shabazz
53	Dwayne Allick	Gr.	OL	6' 2"	301	Laurel, Md. / DeMatha
54	Juan Zabal	R-Jr.	LB	6' 1"	224	Mexico City, Mexico / IMG Academy
55	Robert Smith IV	Fr.	OL	6' 3"	309	Cleveland, Ohio / Villa Angela - St. Joseph
55	Kwan Williams	Sr.	DL	6' 2"	318	Baltimore, Md. / McDonogh School
56	E'Lla Boykin	So.	DL	6' 3"	241	Mount Olive, N.C. / Southern Wayne (Barton College)
56	Eryx Daugherty	R-So.	OL	6' 3"	305	Troy, Mich. / Brother Rice
58	Ryan Mickow	R-So.	OL	6' 7"	317	Broward County, Fla. / St. Thomas Aquinas
58	Will Straka	Sr.	LB	5' 11"	226	Mineral Point, Wis. / Mineral Point (Wisconsin-Platteville)
59	Micah Amedee	Fr.	DL	6' 2"	282	Brockton, Mass. / Xaverian Brothers
65	Logan Taylor	R-Sr.	OL	6' 7"	312	Lunenburg, Nova Scotia / Episcopal (Virginia)
69	Jadon Lafontant	R-Fr.	OL	6' 3"	321	Stratford, Conn. / The Brunswick School
71	Jude Bowry	R-Jr.	OL	6' 5"	311	Germantown, Md. / St. Frances Academy
72	Jack Funke	R-Jr.	OL	6' 6"	311	Needham, Mass. / Xaverian
73	Tommy Matheson	R-Sr.	OL	6' 3"	303	Gurnee, Ill. / Warren Township (Princeton)
75	Pape Abdoulaye Sy	R-Fr.	OL	6' 6"	318	Dakar, Senegal / NFL Academy
76	Tanner Chlupsa	R-Fr.	OL	6' 3"	295	Westport, Conn. / Staples
77	Michael Crouse	R-So.	OL	6' 4"	317	Schnecksville, Pa. / DeMatha Catholic
78	Souleye Diawara	R-Fr.	OL	6' 9"	338	The Hague, Netherlands / Mt. Zion Prep (Md.)
79	Kevin Cline	Gr.	OL	6' 7"	320	Boca Raton, Fla. / Boca Raton Christian
80	Bryce Dopson	R-So.	WR	6' 1"	187	Snellville, Ga. / Brookwood (Kennesaw State)
81	Cedric Lott Jr.	R-Fr.	WR	6' 5"	218	Dallas, Texas / Horn
82	Ismael Zamor	R-Jr.	WR	6' 0"	193	Everett, Mass. / Everett
83	Luke McLaughlin	R-Sr.	WR	5' 10"	181	Hudson, Ohio / Hudson
84	Brady Clough	R-Fr.	TE	6' 3"	239	Scarborough, Maine / Scarborough
85	Kaelan Chudzinski	Fr.	TE	6' 3"	236	Needham, Mass. / St. Sebastian's School
86	Danny Edgehille	R-Fr.	TE	6' 5"	250	Franklin, Mass. / Xaverian Brothers
88	Sedarius McConnell	R-Sr.	DL	6' 3"	279	Atlanta, Ga. / Westlake (Illinois)
88	Dawson Pough	Fr.	WR	6' 0"	193	Leesburg, Va. / Tuscarora
89	DJ Johnson	Fr.	TE	6' 2"	229	New Orleans, La. / Holy Cross
90	Ty Clemons	R-Sr.	DL	6' 3"	288	Decatur, Ala. / Sparkman
91	Makai Byerson	R-Fr.	DL	6' 4"	270	Richmond, Va. / Manchester (West Virginia)
92	Onye Nwosisi	Sr.	DL	6' 4"	256	Indianapolis, Ind. / Cardinal Ridge (Valparaiso/Muskingum)
93	Owen Stoudmire	R-Sr.	DT	6' 1"	292	Creston, Ohio / Norwayne
94	Jayzen Flint	R-Fr.	DL	6' 3"	251	Philadelphia, Pa. / West Catholic Prep
95	Liam Connor	Sr.	K	6' 2"	207	Leominster, Mass. / Middlesex School
95	Clive Wilson Jr.	R-Jr.	DE	6' 4"	267	Brooklyn, N.Y. / Chaney
96	Jayden Fry	Fr.	DE	6' 2"	243	Raleigh, N.C. / Rolesville
97	Chuck Nlaeto	Sr.	DL	6' 0"	312	Morristown, N.J. / Delbarton School (Elon)
98	Israel Odiapupo	Fr.	DL	6' 2"	242	Indianapolis, Ind. / Noblesville
99	Mike Bumpus	R-Sr.	DL	6' 3"	271	Jacksonville, Fla. / The Bolles School (Brown)
99	Luca Lombardo	R-Jr.	K	5' 11"	175	Westport, Conn. / Staples

No.	Name	Year	Pos.	Ht.	Wt.	Hometown/High School (Previous School)
75	Pape Abdoulaye Sy	R-Fr.	OL	6' 6"	318	Dakar, Senegal / NFL Academy
53	Dwayne Allick	Gr.	OL	6' 2"	301	Laurel, Md. / DeMatha
18	Stevie Amar Jr.	Fr.	TE	6' 2"	228	Oxnard, Calif. / Oaks Christian
59	Micah Amedee	Fr.	DL	6' 2"	282	Brockton, Mass. / Xaverian Brothers
13	Enzo Arjona	R-Jr.	QB	5' 10"	204	Upper Saddle River, N.J. / Northern Highlands Marist (Monmouth)
41	Favor Bate	So.	DL	6' 1"	249	Lanham, Md. / Eleanor Roosevelt (Memmad)
8	Jaylen Blackwell	R-Sr.	LB	6' 1"	227	Atlanta, Ga. / Union Grove
14	Nedrick Boldin Jr.	Fr.	WR	5' 11"	188	Pahokee, Fla. / Palm Beach Central
11	Lewis Bond	R-Sr.	WR	5' 11"	190	Chicago, Ill. / Kenwood Academy
47	Caden Bowling	R-Fr.	DL	6' 3"	237	New Canaan, Conn. / Brunswick School
71	Jude Bowry	R-Jr.	OL	6' 5"	311	Germantown, Md. / St. Frances Academy
56	E'Lia Boykin	So.	DL	6' 3"	241	Mount Olive, N.C. / Southern Wayne (Barton College)
34	Duke Brennan	Fr.	WR	6' 4"	183	Cleveland, Ohio / University School
20	Alex Broome	R-Jr.	RB	5' 6"	194	Nashville, Tenn. / Lipscomb Academy
99	Mike Bumpus	R-Sr.	DL	6' 3"	271	Jacksonville, Fla. / The Bolles School (Brown)
91	Makai Byerson	R-Fr.	DL	6' 4"	270	Richmond, Va. / Manchester (West Virginia)
76	Tanner Chilupa	R-Fr.	OL	6' 3"	295	Westport, Conn. / Staples
85	Kaelan Chudzinski	Fr.	TE	6' 3"	236	Needham, Mass. / St. Sebastian's School
36	Hunter Clark	R-Jr.	RB	5' 11"	243	Greenwich, Conn. / Brunswick School (Connecticut)
90	Ty Clemons	R-Sr.	DL	6' 3"	288	Decatur, Ala. / Sparkman
79	Kevin Cline	Gr.	OL	6' 7"	320	Boca Raton, Fla. / Boca Raton Christian
84	Brady Clough	R-Fr.	TE	6' 3"	239	Scarborough, Maine / Scarborough
21	Charleston Coldon	Fr.	DB	5' 11"	188	East St. Louis, Ill. / Althoff Catholic
43	Griffin Collins	Fr.	LB	6' 3"	238	Longmeadow, Mass. / Worcester Academy
32	Charlie Comella	R-Fr.	DB	6' 1"	189	Wellesley, Mass. / Xaverian Brothers
7	Jake Coniglio	Fr.	QB	6' 1"	210	Tampa, Fla. / IMG Academy
95	Liam Connor	Sr.	K	6' 2"	207	Leominster, Mass. / Middlesex School
49	Cooper Crook	R-Fr.	LS	6' 4"	219	Knoxville, Tenn. / Knoxville Catholic
1	Daveon Crouch	Sr.	LB	6' 1"	227	Tampa, Fla. / Wharton
77	Michael Crounse	R-So.	OL	6' 4"	317	Schnecksville, Pa. / DeMatha Catholic
14	Ashton Cunningham	Fr.	DB	5' 9"	165	Tulsa, Okla. / Union
38	Tommy Cusick III	R-Fr.	DB	6' 1"	204	Naples, Fla. / First Baptist Academy
56	Eryx Daugherty	R-So.	OL	6' 3"	305	Troy, Mich. / Brother Rice
7	Carter Davis	R-So.	DB	6' 1"	190	Baltimore, Md. / Mount Saint Joseph
27	Omarion Davis	Fr.	DB	5' 11"	188	Charlotte, N.C. / Indian Land
46	Dominic DeSarno	Fr.	TE	6' 4"	224	Kensington, Md. / Georgetown Prep
78	Souleye Diawara	R-Fr.	OL	6' 9"	338	The Hague, Netherlands / Mt. Zion Prep (Md.)
42	Kemori Dixon	R-Fr.	LB	6' 1"	230	Danville, Va. / George Washington
29	Mekhi Dodd	Fr.	RB	6' 0"	210	Mattapan, Mass. / Catholic Memorial
80	Bryce Dopson	R-So.	WR	6' 1"	187	Snellville, Ga. / Brookwood (Kennesaw State)
86	Danny Edgehille	R-Fr.	TE	6' 5"	250	Franklin, Mass. / Xaverian Brothers
44	Palaie Faa	R-So.	LB	6' 1"	223	Ewa Beach, Hawai'i / Bishop Gorman (Nev.)
16	Isaiah Farris	R-Jr.	DB	5' 11"	174	Broward County, Fla. / Cardinal Gibbons
33	Anthony Ferrucci	R-So.	RB	5' 7"	193	Fishers, Ind. / Guerin Catholic
16	Semaj Fleming	Fr.	WR	5' 8"	171	Orlando, Fla. / Edgewater
94	Jayzen Flint	R-Fr.	DL	6' 3"	251	Philadelphia, Pa. / West Catholic Prep
28	Shamus Florio	R-Sr.	K/P	6' 3"	205	Andover, Mass. / Andover (Yale)
37	Carson Fowler	Fr.	DB	6' 0"	195	Houston, Texas / Episcopal
17	Jeremiah Franklin	Sr.	TE	6' 3"	244	Walkersville, Md. / Walkersville
96	Jayden Fry	Fr.	DE	6' 2"	243	Raleigh, N.C. / Rolesville
72	Jack Funke	R-Jr.	OL	6' 6"	311	Needham, Mass. / Xaverian
38	Will Graves III	Fr.	WR	6' 3"	197	Norwalk, Conn. / The Brunswick School
30	TJ Green	Fr.	DB	5' 10"	176	San Diego, Calif. / Reynoldsburg
9	Josiah Griffin	R-So.	DL	6' 4"	257	Springfield, Mass. / Springfield Central
15	Shane Hanafin	R-Jr.	QB	6' 1"	215	Burlington, Mass. / Buckingham Browne & Nichols
4	Reed Harris	R-So.	WR	6' 5"	217	Great Falls, Mont. / Great Falls
34	Tim Hays	R-Jr.	LB	6' 1"	229	Concord, Mass. / Concord-Carlisle
26	Jason Hewlett Jr.	R-So.	LB	6' 3"	232	Youngstown, Ohio / Chaney (Michigan)
50	Sean Howard	R-Fr.	LB	5' 10"	206	McLean, Va. / St. John's
15	Quintayvious Hutchins	R-Sr.	DL	6' 3"	240	Bessemer, Ala. / Bessemer City
24	Amari Jackson	Sr.	DB	5' 11"	190	McDonough, Ga. / Eagle's Landing
3	Grayson James	R-Sr.	QB	6' 3"	218	Lake Highlands, Texas / Duncanville (FIU)
51	Amir Johnson	R-So.	OL	6' 4"	310	Pemberton, N.J. / East Coast Prep (Merrimack)
89	DJ Johnson	Fr.	TE	6' 2"	229	New Orleans, La. / Holy Cross
26	Datrell Jones	R-So.	WR	5' 9"	188	Dorchester, Mass. / Catholic Memorial
39	Zach Kelly	R-So.	DB	5' 11"	193	Petaluma, Calif. / Cardinal Newman (Bryant)
17	Edwin Kolenge	R-Jr.	DL	6' 3"	252	Montreal, Quebec / Loomis Chaffee

ALPHABETICAL ROSTER AND PRONUNCATIONS

No.	Name	Year	Pos.	Ht.	Wt.	Hometown/High School (Previous School)
69	Jadon Lafontant	R-Fr.	OL	6' 3"	321	Stratford, Conn. / The Brunswick School
32	Michael Landolfi	R-Fr.	WR	6' 0"	188	Hanover, Mass. / Lawrence Academy
48	Bryce Lewis	Fr.	DL	6' 5"	220	Roswell, Ga. / Blessed Trinity Catholic
19	Ty Lockwood	R-So.	TE	6' 4"	245	Thompson's Station, Tenn. / Independence (Alabama)
99	Luca Lombardo	R-Jr.	K	5' 11"	175	Westport, Conn. / Staples
9	Dylan Lonergan	R-So.	QB	6' 2"	211	Snellville, Ga. / Brookwood (Alabama)
35	Tim Longo	Fr.	WR	5' 9"	190	Northport, N.Y. / Milford Academy
81	Cedric Lott Jr.	R-Fr.	WR	6' 5"	218	Dallas, Texas / Horn
24	Bo MacCormack III	Fr.	RB	5' 10"	198	Westford, Mass. / Buckingham Brown & Nichols
46	James Magerko	R-Fr.	DB	6' 0"	190	Wyckoff, N.J. / Ramapo
45	Ben Mann	R-Sr.	LS	6' 5"	232	Lancaster, Pa. / Manheim Township (Yale)
52	Chris Marable Jr.	R-So.	DL	6' 2"	305	Hilton Head Island, S.C. / Hilton Head (Wake Forest)
29	Cameron Martinez	Gr.	DB	5' 10"	188	Muskegon, Mich. / Muskegon (Ohio State)
73	Tommy Matheson	R-Sr.	OL	6' 3"	303	Gurnee, Ill. / Warren Township (Princeton)
88	Sedarius McConnell	R-Sr.	DL	6' 3"	279	Atlanta, Ga. / Westlake (Illinois)
5	Jordan McDonald	Sr.	RB	6' 1"	211	Atlanta, Ga. / Milton (UCF)
33	Owen McGowan	R-Sr.	LB	6' 0"	236	Canton, Mass. / Catholic Memorial
83	Luke McLaughlin	R-Sr.	WR	5' 10"	181	Hudson, Ohio / Hudson
35	Ashton McShane	So.	DB	5' 11"	194	Dallas, Texas / McKinney
58	Ryan Mickow	R-So.	OL	6' 7"	317	Broward County, Fla. / St. Thomas Aquinas
8	Johnathan Montague Jr.	So.	WR	6' 1"	212	Zebulon, N.C. / Clayton
48	Zeke Moore	Jr.	TE	6' 0"	240	Roswell, Ga. / Roswell (FAU)
97	Chuck Nnaeto	Sr.	DL	6' 0"	312	Morristown, N.J. / Delbarton School (Elon)
92	Onye Nwosisi	Sr.	DL	6' 4"	256	Indianapolis, Ind. / Cardinal Ridge(Valparaiso/Muskingum)
98	Israel Oladipupo	Fr.	DL	6' 2"	242	Indianapolis, Ind. / Noblesville
23	Vaughn Pemberton	R-Sr.	LB	6' 0"	235	Chicago, Ill. / Loyola Academy (Ball State)
88	Dawson Pough	Fr.	WR	6' 0"	193	Leesburg, Va. / Tuscarora
2	KP Price	Jr.	DB	6' 1"	200	Baltimore, Md. / St. Frances Academy
52	Judah Pruitt	R-Fr.	OL	6' 4"	322	Newark, N.J. / Malcolm X Shabazz
25	Andy Quinn	Fr.	K/P	6' 4"	199	Galway, Ireland / NFL Academy
10	Shaker Reisig	Fr.	QB	6' 0"	199	Tulsa, Okla. / Union
2	Turbo Richard	So.	RB	5' 8"	207	Charlotte, N.C. / Northwestern
51	Sterling Sanders	Fr.	DL	6' 4"	291	Blythewood, S.C. / Blythewood
37	Zach Schnorrbusch	R-Fr.	WR	6' 1"	205	Wyckoff, N.J. / Ramapo
13	Njita Sinkala	Fr.	DB	5' 11"	175	Winnipeg, Manitoba / St. Thomas More School
1	Jaedn Skeete	Jr.	WR	6' 2"	188	Hyde Park, Mass. / Catholic Memorial
55	Robert Smith IV	Fr.	OL	6' 3"	309	Cleveland, Ohio / Villa Angela - St. Joseph
5	Bryce Steele	R-Sr.	LB	6' 1"	224	Raleigh, N.C. / Millbrook
30	Sam Stone	R-So.	K/P	6' 0"	167	Austin, Texas / St. Michael's
93	Owen Stoudmire	R-Sr.	DT	6' 1"	292	Creston, Ohio / Norwayne
58	Will Straka	Sr.	LB	5' 11"	226	Mineral Point, Wis. / Mineral Point (Wisconsin-Platteville)
11	Rae Sykes Jr.	Fr.	DB	6' 1"	194	Rome, Ga. / Rome
65	Logan Taylor	R-Sr.	OL	6' 7"	312	Lunenburg, Nova Scotia / Episcopal (Virginia)
45	Max Tejpaul	Fr.	DB	6' 0"	171	Greenwich, Conn. / The Brunswick School
28	Zacari Thomas	Fr.	LB	5' 11"	210	Haddock, Ga. / Jones County
0	Omar Thornton	So.	DB	5' 11"	201	Carver Ranches, Fla. / American Heritage
10	Syair Torrence	So.	DB	5' 10"	197	Syracuse, N.Y. / Christian Brothers Academy
19	Marcelous Townsend	Fr.	DB	5' 10"	177	Dallas, Ga. / Blessed Trinity Catholic
3	Max Tucker	Jr.	DB	5' 11"	191	Hyde Park, Mass. / Catholic Memorial
20	Marcus Upton	Fr.	DB	5' 11"	199	Sicklerville, N.J. / Winslow Township
36	Billy Van Pelt	R-Jr.	LB	6' 1"	219	Houston, Texas / Strake Jesuit
21	VJ Wilkins	R-Jr.	WR	5' 9"	187	Pfafftown, N.C. / Reagan (Campbell)
50	DJ Williams	Fr.	OL	6' 1"	290	Yonkers, N.Y. / Archbishop Stepinac
55	Kwan Williams	Sr.	DL	6' 2"	318	Baltimore, Md. / McDonogh School
95	Clive Wilson Jr.	R-Jr.	DE	6' 4"	267	Brooklyn, N.Y. / Chaney
54	Juan Zabal	R-Jr.	LB	6' 1"	224	Mexico City, Mexico / IMG Academy
82	Ismael Zamor	R-Jr.	WR	6' 0"	193	Everett, Mass. / Everett

OFFENSE

LT 71 Jude Bowry (6-5, 315, R-Jr.)
75 Pape Abdoulaye Sy (6-6, 318, R-Fr.)

LG 56 Eryx Daugherty (6-3, 310, R-So.)
73 Tommy Matheson (6-3, 303, R-Sr.)

C 53 Dwayne Allick (6-2, 301, Gr.)
77 Michael Crounse (6-4, 317, R-So.)

RG 65 Logan Taylor (6-7, 315, R-Sr.)
52 Judah Pruitt (6-4, 315, R-Fr.) **OR**
55 Robert Smith IV (6-3, 310, Fr.)

RT 79 Kevin Cline (6-7, 320, Gr.)
58 Ryan Mickow (6-7, 317, R-So.)

QB 9 Dylan Lonergan (6-2, 211, R-So.)
3 Grayson James (6-3, 218, R-Sr.)
10 Shaker Reisig (6-0, 199, Fr.)

RB 5 Jordan McDonald (6-1, 211, Sr.) **OR**
2 Turbo Richard (5-8, 207, So.)
20 Alex Broome (5-6, 194, R-Jr.)
24 Bo MacCormack III (5-10, 198, Fr.)

TE 17 Jeremiah Franklin (6-3, 244, Sr.)
19 Ty Lockwood (6-4, 245, R-So.)
48 Zeke Moore (6-0, 240 Jr.)
85 Kaelan Chudzinski (6-3, 236, Fr.)

WR 4 Reed Harris (6-5, 217, R-So.)
88 Dawson Pough (6-0, 193, Fr.)

WR 11 Lewis Bond (5-11, 190, R-Sr.)
83 Luke McLaughlin (5-10, 181, R-Sr.)

WR 1 Jaedn Skeete (6-2, 188, Jr.)
21 V.J. Wilkins (5-9, 187, R-Jr.)
83 Ismael Zamor (6-0, 193, R-Jr.)

DEFENSE

DE 17 Edwin Kolenge (6-3, 252, R-Jr.)
41 Favor Bate (6-1, 249, So.)
9 Josiah Griffin (6-4, 257, R-So.)
94 Jayzen Flint (6-3, 251, R-Fr.)

DT 55 Kwan Williams (6-2, 318, Sr.)
52 Chris Marable Jr. (6-2, 305, R-So.)

DEPTH CHART

DT 88 Sedarius McConnell (6-3, 279, R-Sr.)
90 Ty Clemons (6-3, 288, R-Sr.)
91 Makai Byerson (6-4, 270, R-Fr.)

DE 15 Quintayvious Hutchins (6-3, 240, R-Sr.)
94 Jayzen Flint (6-3, 251, R-Fr.)
53 E'Lla Boykin (6-3, 241, So.)
98 Israel Oladipupo (6-2, 242, Fr.)

LB 26 Jason Hewlett Jr. (6-3, 232, R-So.) **OR**
33 Owen McGowan (6-0, 236, R-Sr.)

LB 1 Daveon Crouch (6-1, 227, Sr.)
5 Bryce Steele (6-1, 224, R-Sr.)

NB 29 Cameron Martinez (5-10, 188, Gr.)
30 T.J. Green (5-10, 176, Fr.)

CB 24 Amari Jackson (5-11, 188, Sr.)
16 Isaiah Farris (5-11, 174, R-Jr.)

CB 10 Syair Torrence (5-10, 197, So.)
3 Max Tucker (5-11, 191, Jr.)
35 Ashton McShane (5-11, 194, So.)

FS 0 Omar Thornton (5-11, 201, So.)
19 Marcelous Townsend (5-10, 177, Fr.) **OR**
32 Charlie Comella (6-1, 189, R-Fr.)

SS 2 KP Price (6-1, 200, Jr.)
7 Carter Davis (6-1, 190, R-So.)
27 Omarion Davis (5-11, 188, Fr.)

SPECIALISTS

LS 45 Ben Mann (6-5, 232, R-Sr.) **OR**
49 Cooper Crook (6-4, 219, R-Fr.)

P 28 Shamus Florio (6-3, 205, R-Sr.)
25 Andy Quinn (6-4, 199, Fr.)

K 99 Luca Lombardo (5-11, 175, R-Jr.)
95 Liam Connor (6-2, 207, Sr.)

PR 16 Isaiah Farris (5-11, 174, R-Jr.)
29 Cameron Martinez (5-10, 185, Gr.)

KR 2 Turbo Richard (5-8, 207, So.)
24 Bo MacCormack III (5-10, 198, Fr.)

STARTERS

Opponent											
Fordham	Bowry (LT)	Daugherty (LG)	Allick (C)	Taylor (RG)	Cline (RT)	Franklin (TE)	Lonergan (QB)	Richard (RB)	Harris (WR)	Bond (WR)	Skeete (WR)
Michigan State	Bowry (LT)	Daugherty (LG)	Allick (C)	Taylor (RG)	Cline (RT)	Franklin (TE)	Lonergan (QB)	Richard (RB)	Harris (WR)	Bond (WR)	Skeete (WR)
Stanford											
California											
Pittsburgh											
Clemson											
Connecticut											
Louisville											
Notre Dame											
SMU											
Georgia Tech											
Syracuse											

Opponent											
Fordham	Kolenge (DE)	Williams (DT)	McConnell (DT)	Hutchins (DE)	Crouch (LB)	Hewlett Jr. (LB)	Price (SS)	Jackson (CB)	Davis (FS)	Thornton (NB)	Torrence (CB)
Michigan State	Kolenge (DE)	Williams (DT)	McConnell (DT)	Stoudmire (DT)	Hutchins (DE)	Crouch (LB)	Hewlett Jr. (LB)	Price (SS)	Jackson (CB)	Davis (FS)	Torrence (CB)
Stanford											
California											
Pittsburgh											
Clemson											
Connecticut											
Louisville											
Notre Dame											
SMU											
Georgia Tech											
Syracuse											

Opponent											
Fordham	Lombardo (KO)	Lombardo (FG)	Florio (P)	MacCormack III (KR)	Farris (PR)	Mann (LS)	Florio (HL)				
Michigan State	Lombardo (KO)	Lombardo (FG)	Florio (P)	MacCormack III (KR)	Farris (PR)	Mann (LS)	Florio (HL)				
Stanford											
California											
Pittsburgh											
Clemson											
Connecticut											
Louisville											
Notre Dame											
SMU											
Georgia Tech											
Syracuse											

THE LAST TIME

TEAM

Rushing

Rushed for 300 yards

BC: 313, Syracuse (11/9/24)
Opp: 368, at Virginia Tech (10/17/24)

Rushed for 400 yards

BC: 496 at Syracuse (11/2/19)
Opp: 515, Notre Dame (9/16/17)

Rushed for 500 yards

BC: 549 at Massachusetts (11/24/73)
Opp: 515, Notre Dame (9/16/17)

Rushed 50 times

BC: 52, North Carolina (11/23/24)
Opp: 54, Wake Forest (11/27/21)

Rushed 60 times

BC: 61, at Army (10/7/23)
Opp: 65, Army (10/5/13)

Rushed 70 times

BC: 71 vs. Northwestern (9/12/92)
Opp: 76, Georgia Tech (10/20/12)

Rushed for 4 touchdowns

BC: 4, at Army (10/7/23)
Opp: 5, at Virginia Tech (10/17/24)

Rushed for 5 touchdowns

BC: 5 at Syracuse (11/2/19)
Opp: 5, at Virginia Tech (10/17/24)

Rushed for 6 or more touchdowns

BC: 8 vs. Howard (9/12/15)
Opp: 7, Notre Dame (9/16/17)

Passing

Passed for 300 yards

BC: 390 at Michigan State (9/6/25)
Opp: 392, Syracuse (11/9/24)

Passed for 400 yards

BC: 468 vs. Fordham (8/30/25)
Opp: 428, Louisville (10/5/19)

Passed 50 times

BC: 51 at Virginia Tech (10/17/20)
Opp: 50, Penn State (12/27/14)

Completed 25 passes

BC: 34 at Michigan State (9/6/25)
Opp: 31, Syracuse (11/9/24)

Had 3 passes intercepted

BC: 3 at Notre Dame (11/19/22)
Opp: 3, North Carolina (11/23/24)

Had 4 or more passes intercepted

BC: 4 at Purdue (9/22/18)
Opp: 4, Syracuse (11/3/23)

Total Offense

Gained 300 or more yards total offense in a half

BC: 350 in first half vs Duquesne (9/7/24)
Opp: 332 in first half, Virginia Tech (10/17/24)

Gained 400 yards total offense

BC: 457 at Michigan State (9/6/25)
Opp: 438, at SMU (11/16/24)

Gained 500 yards total offense

BC: 555, Fordham (8/30/25)
Opp: 532, at Virginia Tech (10/17/24)

Gained 600 or more yards total offense

BC: 691 at Syracuse (11/2/19)
Opp: 600, Virginia Tech (11/11/23)

Gained 100 or fewer yards total offense

BC: 83 at Louisville (10/24/15)
Opp: 67 vs. Buffalo (10/1/16)

Scoring

Scored 60 or more points

BC: 66-10 vs. Fordham (8/30/25)
Opp: 62-28, Colorado (12/31/99)

Won by 50 or more points

BC: 66-10 vs. Fordham (8/30/25)
Opp: 59-7, Clemson (10/26/19)

Scored a safety

BC: vs. Syracuse (11/9/24)
Opp: Florida State (11/20/21)

Scored defensive extra points

BC: vs. Nebraska (12/28/24), kick blocked by Max Tucker, returned by Ashton McShane
Opp: North Carolina (10/3/20), two-point try intercepted and returned by Trey Morrison

Shutout opponent

BC: 56-0 vs. Duquesne (9/7/24)
Opp: 0-44 at Notre Dame (11/19/22)

Both teams scoreless after first half

vs. Wake Forest (10/10/15 -- Lost, 0-3)

Trailed after first half and won

BC: vs. Western Kentucky (9/28/24 -- W, 21-20 -- trailed 17-7)
Opp: Louisville (10/25/24 -- W, 31-27 -- trailed 7-20)

Trailed after three quarters and won

BC: vs. Western Kentucky (9/28/24 -- W, 21-20 -- trailed 20-7)
Opp: Louisville (10/25/24 -- W, 31-27 -- trailed 17-27)

Returned 2 punts for a touchdown

BC: DeJuan Tribble (41 yards) and Will Blackmon (71 yards) at West Virginia (11/13/04)
Opp: Cristos Argys (32 yards) and Spencer Gilliam (1 yard - blocked), Holy Cross (9/8/18)

Returned 2 interceptions for a touchdown

BC: Jamie Silva (65 yards) and Nick Larkin (7 yards) vs. Bowling Green (10/6/07)
Opp: Artell Hawkins (38 yards) and Shaun Ferguson (48 yards), Cincinnati (9/27/97)

Returned 2 fumbles for a touchdown

BC: Nick Clancy (16 yards) and Kevin Pierre-Louis (96 yards) vs. UMass (9/24/11)
Opp: Kevin Patterson (15 yards) and Kyle Wilber (2 yards), Wake Forest (11/22/08)

Turnovers

Did not commit a turnover

BC: Fordham (8/30/25)
Opp: Missouri (9/14/24)

Committed five or more turnovers

BC: 5 (3 fumbles, 2 INTs) at Virginia Tech (10/17/20)
Opp: 5 (3 fumbles, 2 INTs) at Duke (9/19/20)

Special Teams

Did not punt

BC: at Syracuse (10/2/93)
Opp: Notre Dame (11/14/20)

Recovered an onside kick

BC: vs. Florida State (9/16/23)
Opp: Virginia Tech (11/11/23)

LAST MEETING

SEPTEMBER 7, 2002

BC-STANFORD SERIES HISTORY

SERIES IS TIED 2-2

H: 2-0-1 A: 0-2 N: 0-0

YEAR	RESULT	LOCATION
1979	L, 33-14	STANFORD, CALIF.
1980	W, 30-13	CHESTNUT HILL, MASS.
2001	L, 38-23	STANFORD, CALIF.
2002	W, 34-27	CHESTNUT HILL, MASS.

INDIVIDUAL

Rushing

Rushed for 100 or more yards

BC: Kye Robichaux (198), vs. Syracuse (11/9/24)
Opp: Bhayshul Tuten (266), at Virginia Tech (10/17/24)

Rushed for 200 or more yards

BC: 242, AJ Dillon at Syracuse (11/2/19)
Opp: Bhayshul Tuten (266), at Virginia Tech (10/17/24)

Rushed for 4 touchdowns

BC: 4, Thomas Castellanos at Army (10/7/23)
Opp: 4, Ryquell Armstead, Temple (9/29/18)

Had a 60 yard touchdown run

BC: 67, Pat Garwo vs. Missouri (9/25/21)
Opp: 83, Bhayshul Tuten, at Virginia Tech (10/17/24)

Had a 70 yard touchdown run

BC: 74, David Bailey at Syracuse (11/2/19)
Opp: 83, Bhayshul Tuten, at Virginia Tech (10/17/24)

Had a 80 yard touchdown run

BC: 80, Jeff Smith vs. Notre Dame (11/21/15)
Opp: 83, Bhayshul Tuten, at Virginia Tech (10/17/24)

Passing

Passed for 300 or more yards

BC: 390, Dylan Longeran, at Michigan State (9/06/25)
Opp: 392, Kyle McCord, Syracuse (11/9/24)

Passed for 400 or more yards

BC: 520, Dennis Grosel, at Virginia (12/5/20)
Opp: 420, DeShaun Watson, Clemson (10/17/15)

Attempted 50 passes

BC: 51, Phil Jurkovec, at Virginia Tech (10/17/20)
Opp: 50, Christian Hackenberg, Penn State (12/27/14)

Completed 30 passes

BC: 37, Phil Jurkovec, North Carolina (10/3/20)
34, Dylan Longeran, at Michigan State (9/06/25)
Opp: 31, Kyle McCord, Syracuse (11/9/24)

Threw 5 or more touchdown passes

BC: 5, Anthony Brown, at Wake Forest (9/13/18)
Opp: 5, Jack Plummer, Louisville (9/23/23)

THE LAST TIME

Threw 3 or more interceptions

BC: 3, Emmett Morehead, at Notre Dame (11/19/22)
Opp: 3, Jacobby Criswell, North Carolina (11/23/24)

Receiving

Caught 10 passes

BC: 11, 2x, Lewis Bond, at Michigan State (9/6/25)
Opp: 11, Cornell Powell, Clemson (10/31/20)

Caught 3 touchdown passes

BC: 3, Zay Flowers, vs. Pittsburgh (10/10/20)
Opp: 3, Michael Campanaro, Wake Forest (11/3/12)

Had 100 yards receiving

BC: 138, Lewis Bond, vs. Fordham (8/30/25)
Opp: 144, Konata Mumpfield, Pittsburgh (11/30/24)

Had 200 yards receiving

BC: 226, Gerard Phelan at Miami (11/23/84)
Opp: 222, Antonio Bryant, Pittsburgh (10/21/00)

Touchdown reception of 50 or more yards

BC: 54, Kamari Morales from Thomas Castellanos vs. Louisville (10/25/24)
Opp: 61, Bub Means, Pittsburgh (11/16/23)

Touchdown reception of 60 or more yards

BC: 67, Reed Harris from Thomas Castellanos at Missouri (9/14/24)
Opp: 61, Bub Means, Pittsburgh (11/16/23)

Touchdown reception of 70 or more yards

BC: 72, Reed Harris from Thomas Castellanos vs. Duquesne (9/7/24)
Opp: 75, Jawhar Jordan, Louisville (9/23/23)

Combination Offense

Teammates with 100 or more yards rushing

BC: Kye Robichaux (198) and Jordan McDonald (133), Syracuse (11/9/24)
Opp: Hendon Hooker (164) and Khalil Herbert (143), Virginia Tech (10/17/20)

Teammates with 100 or more yards receiving

BC: Clarence Gannon (115) and Pete Mitchell (110) vs. Pittsburgh (11/13/93)
Opp: Jackson Meeks (105) and Oronde Gadsen (102), vs. Syracuse (11/9/24)

100-yard rusher and receiver

BC: Treshaun Ward (102) and Lewis Bond (102) vs. Michigan State (9/21/24)
Opp: Nate Noel (121) and Luther Burden (117), Missouri (9/14/24)

Scoring

Returned a kickoff for a touchdown

BC: Travis Levy (96 yards), at UMass (9/11/21)
Opp: Chris Culliver (95 yards), North Carolina (11/23/24)

Returned a punt for a touchdown

BC: Michael Walker (74 yards) vs. Clemson (11/10/18)
Opp: Courtney Jackson (64 yards), Syracuse (10/23/21)

Returned a blocked punt for a touchdown

BC: Travis Levy (0 yards) vs. Louisville (10/13/18), blocked by Nolan Borgersen
Opp: Malik Garte (0 yards), Wake Forest (9/13/18)

Returned a blocked field goal for a touchdown

BC: Brandon Sebastian (58 yards), vs. Cincinnati (1/2/20), blocked by Mike Palmer

Returned an interception for a touchdown

BC: Ryan Turner (78 yards), North Carolina (11/23/24)
Opp: Williams Parks (69 yards), Arizona (12/31/13)

Returned a fumble for a touchdown

BC: Khari Johnson (18 yards), vs Florida State (9/16/23)
Opp: Jonas Sanker (40 yards), Virginia (10/5/24)

Kicked a field goal of 50 or more yards

BC: Nate Freese (53 yards), at Maryland (11/23/13)
Opp: Ben Sauls (57 yards), Pittsburgh (11/30/24)

Special Teams

Made 3 field goals

BC: 3, Liam Connor (42, 45, 33), vs. Pittsburgh (11/16/23)

#11 LEWIS BOND WR

Receptions.....11, 2x Last (9/6/25)
Receiving yards.....138,Fordham (9/30/23)
Longest reception49, Duquesne, (9/7/24)
Receiving touchdown.....2, Louisville (9/23/23)
Rushing touchdown1, Maine (9/17/22)

#99 LUCA LOMBARDO K

Kick PATs9, Fordham (8/30/25)
Longest Field Goal.....48, Fordham, (8/30/25)

#1 DAVEON CROUCH LB

Tackles14, vs. Nebraska (12/28/24)
Tackles for loss2.5, vs. Nebraska (12/28/24)
Pass breakups1, 3x (Last: Pittsburgh, 11/30/24)
Forced fumbles1, 2x (Last: vs. Nebraska, 12/28/24)

#7 CARTER DAVIS DB

Tackles9, 2x at Michigan State (9//24)
Pass breakups2, at Virginia (10/5/24)
Interceptions1, 3x (Last: North Carolina (11/23/24)
Forced fumbles1, 3x (Last: Pittsburgh (11/30/24)

#17 JEREMIAH FRANKLIN TE

Receptions.....8, at Michigan State (9/6/25)
Receiving yards.....84, at Michigan State (9/6/25)
Longest reception30, 2x (Last: at Virginia Tech, 10/17/24)
Touchdowns1, 4x (Last: Michigan State, 9/6/25)

#4 REED HARRIS WR

Receptions.....4, at SMU (11/16/24)
Receiving yards.....85, Pittsburgh (11/30/24)
Longest reception72, Duquesne (9/7/24)
Touchdowns1, 6x (Last: Michigan State, 9/6/25)

#24 AMARI JACKSON DB

Tackles7, at Wake Forest (10/22/22)
Tackles for loss1, 2x (Last: Miami (11/24/23)
Pass breakups2, 2x (Last: at Missouri, 9/14/24)
Interceptions2, Georgia Tech (10/21/23)
Pass breakups1, North Carolina (11/23/24)

#29 CAMERON MARTINEZ DB

Tackles7, at Virginia Tech (10/17/24)
Tackles for loss2.0, at Virginia Tech (10/17/24)
Pass breakups
Interceptions1, at Virginia Tech (10/17/24)
Fumble recoveries.....1, at Virginia Tech (10/17/24)

#5 JORDAN McDONALD RB

Rush attempts.....15, Syracuse (11/9/24)
Rush yards.....133, Syracuse (11/9/24)
Long rush.....41, Syracuse (11/9/24)
Rushing touchdowns.....1, 3x (Last: vs. Nebraska, 12/28/24)

#2 KP PRICE DB

Tackles10, at Virginia (10/5/24)
Tackles for loss1.0, North Carolina (11/23/24)
Sacks1.0, North Carolina (11/23/24)
Pass breakups1, 3x (Last: Syracuse (11/9/24)
Interception.....1, 2x (Last: vs. Nebraska, 12/28/24)

#2 TURBO RICHARD RB

Rush attempts.....15, Duquesne (9/7/24)
Rush yards.....74, Duquesne (9/7/24)
Long rush.....30, at Virginia Tech (10/17/24)
Rushing touchdowns.....1, 4x (Last: Michigan State, 9/6/25)

#6 JAEDN SKEETE WR

Receptions.....6, at Virginia (10/5/24)
Receiving yards.....61, Connecticut (10/28/23)
Receiving touchdowns2, Fordham (9/6/25)
Longest reception34, Connecticut (10/28/23)

#2 BRYCE STEELE LB

Tackles7, 3x (Last: at Connecticut, 10/22/22)
Tackles for loss1.5, 2x (Last: at NC State, 11/12/22)
Sacks1.0, 2x (Last: Syracuse, 11/26/22)

#3 MAX TUCKER DB

Tackles5, Syracuse (11/9/24)
Tackles for loss
Interceptions1, 2x (Last: Michigan State, (9/21/24)
Pass breakups1, 2x (Last: Louisville, (10/25/24)
Fumble recoveries.....1, at Virginia Tech (10/17/24)

#0 OMAR THORNTON DB

Tackles12, at Michigan State (9/6/25)
Tackles for loss3, at Michigan State (9/6/25)
Interceptions
Pass breakups
Forced Fumbles1, at Michigan State (9/6/25)
Sacks1, at Michigan State (9/6/25)

#9 DYLAN LONGERAN QB

Completitions.....34, at Michigan State (9/6/25)
Passing Yards390, at Michigan State
Touchdowns4, 2x (Last: Michigan State, 9/6/25)
Longest Pass.....56 at Michigan State (9/6/25)

CAREER HIGHS

CAREER STATS

#11 LEWIS BOND WR							
RECEIVING	G-GS	Rec	Yds	TD	Lg	Avg/C	
2021	2-0	1	6	0	6	6.0	
2022	6-0	5	51	0	19	10.2	
2023	13-9	52	646	7	42	12.4	
2024	13-13	67	689	3	42	10.3	
CAREER	34-22	125	1,392	10	49	11.1	

#20 ALEX BROOME RB											
-----RUSHING-----						-----RECEIVING-----					
OFFENSE	G-GS	Att	Yds	TD	Lg	Avg/C	Rec	Yds	TD	Lg	Avg/C
2022	10-0	50	225	1	40t	4.5	26	166	1	14	6.4
2023	11-1	60	288	1	36	4.8	8	52	1	20	6.5
2024	*Injured										
CAREER	21-1	110	513	2	40t	4.6	34	218	2	20	6.45

#95 LIAM CONNOR K					
FIELD GOALS	G	MADE	ATT	LONG	PCT.
2022	7	0	0	0	0.0
2023	13	11	13	45	78.6
2024	12	2	4	49	50.0
CAREER	32	13	17	49	76.5

#1 DAVEON CROUCH LB											
DEFENSE	G-GS	UA	A	Total	TFL	Yds	PD	FF	FR	Sk	Yds
2022	11-0	1	0	1	0.0	0	0	0	0	0.0	0
2023	12-0	10	7	17	0.5	0	1	0	0	0.0	0
2024	13-13	34	43	77	6.5	28	4	2	0	2.0	13
CAREER	36-13	45	50	95	7.0	28	5	2	0	2.0	13

#7 CARTER DAVIS DB													
DEFENSE	G-GS	UA	A	Total	TFL	Yds	PD	FF	FR	Sk	Yds	Int	Yds
2023	3-0	0	0	0	0.0	0	0	0	0	0.0	0	0	0
2024	13-10	33	19	52	1.0	1	3	3	0	0.0	0	3	26
CAREER	16-10	33	19	52	1.0	1	3	3	0	0.0	0	3	26

#17 JEREMIAH FRANKLIN TE						
RECEIVING	G-GS	Rec	Yds	TD	Lg	Avg/C
2022	9-2	5	27	0	9	5.4
2023	13-7	12	166	1	30	13.8
2024	13-8	27	313	3	34	11.6
CAREER	35-17	44	504	4	34	11.4

#4 REED HARRIS WR					
RECEIVING	G-GS	Rec	Yds	TD	Lg Avg/C
2023	4-0	1	2	0	2 2.0
2024	13-11	17	486	4	72 28.6
CAREER	17-11	18	488	4	72 27.1

#15 QUINTAYVIOUS HUTCHINS DE												
DEFENSE	G	UA	A	Total	TFL	Yds	FF	FR	Sk	Yds	QBH	Int
2021	---redshirted season---											
2022	11-0	0	2	2	0.0	0	0	0	0.0	0	0	0
2023	9-0	1	3	4	0.0	0	0	0	0.0	0	0	0
2024	13-7	14	17	31	5.5	30	1	1	3.5	24	7	1
CAREER	33-7	15	22	37	5.5	30	1	1	3.5	24	7	1

#24 AMARI JACKSON DB													
DEFENSE	G-GS	UA	A	Total	TFL	Yds	PD	FF	FR	Sk	Yds	Int	Yds
2022	9-5	12	8	20	0.5	1	3	0	0	0.0	0	0	0
2023	13-13	29	5	34	3.5	5	2	0	0	0	0	1	30
2024	6-6	13	8	21	0	0	5	0	0	0	0	1	0
CAREER	28-24	54	21	75	4.0	6	10	0	0	0.0	0	2	30

CAREER STATS

#29 CAMERON MARTINEZ DB													[*Ohio State]		
DEFENSE	G-GS	UA	A	Total	TFL	Yds	PD	FF	FR	Sk	Yds	Int	Yds		
2020*	---redshirted season---														
2021*	13-2	14	9	23	0	0	4	0	0	0	0	1	6lt		
2022*	11-0	9	6	15	0	0	0	0	0	0	0	0	0		
2023*	3-0	2	0	2	0	0	0	0	0	0	0	0	0		
2024	11-1	20	8	28	3.0	3	3	0	0	1	7	1	1		
AT BC	11-1	20	8	28	3.0	3	3	0	1	1.0	7	1	1		
CAREER	38-3	45	25	68	3.0	3	7	0	1	1.0	7	2	106		

#5 JORDAN MCDONALD RB <div> [*UCF]</div>												
-----RUSHING-----						-----RECEIVING-----						
OFFENSE	G-GS	Att	Yds	TD	Lg	Avg/C	Rec	Yds	TD	Lg	Avg/C	
2022*	13-0	11	43	1	9	6.6	0	0	0	0	0.0	
2023*	11-0	18	56	3	10	5.2	1	33	0	33	33.0	
2024	8-0	53	361	3	41	6.8	5	29	0	19	7.3	
AT BC	8-0	53	361	3	41	6.8	5	29	0	19	7.3	
CAREER	32-0	82	460	7	41	5.6	6	62	0	33	10.3	

#33 OWEN MCGOWAN LB											
DEFENSE	G-GS	UA	A	Total	TFL	Yds	PD	FF	FR	Sk	Yds
2021	2-0	0	0	0	0.0	0	0	0	0	0.0	0
2022	12-0	3	0	3	0.0	0	0	0	0	0.0	0
2023	13-0	6	2	8	0.0	0	0	0	0	0.0	0
2024	9-2	14	14	28	1.0	2	2	0	0	0.0	0
CAREER	36-2	23	16	39	1.0	2	2	0	0	0.0	0

#97 CHUCK NNAETO DL <div> [*Elon]</div>											
DEFENSE	G-GS	UA	A	Total	TFL	Yds	PD	FF	FR	Sk	Yds
2022*	8-1	5	4	9	0.0	0	0	0	0	0.5	7
2023*	10-6	6	4	10	3.0	0	0	0	0	1.5	5
2024*	12-11	7	10	17	2.0	0	0	1	0	0.0	0
CAREER	30-18	18	18	36	5.0	0	0	1	0	2.0	12

#92 ONYE NWOSISI DL <div> [*Valparaiso/Muskingum]</div>											
DEFENSE	G-GS	UA	A	Total	TFL	Yds	PD	FF	FR	Sk	Yds
2022*	9-0	5	4	9	0.0	0	0	0	0	0.5	7
2023*	11-3	15	17	32	3.5	10	0	1	1	2.0	7
2024*	9-0	11	29	40	5.0	21	0	1	0	2.5	17
CAREER	29-3	31	50	81	8.5	31	0	2	1	5.0	31

#2 KP PRICE DB											
DEFENSE	G-GS	UA	A	Total	TFL	Yds	PD	FF	FR	Sk	Yds
2023	12-1	8	2	10	0.0	0	0	0	0	0.0	0
2024	13-13	51	34	85	2.0	9	7	0	1	1.0	7
CAREER	25-14	59	36	95	2.0	9	7	0	1	1.0	7

#2 TURBO RICHARD RB											
-----RUSHING-----						-----RECEIVING-----					
OFFENSE	G-GS	Att	Yds	TD	Lg	Avg/C	Rec	Yds	TD	Lg	Avg/C
2024	8-0	55	278	2	30	5.1	2	62	0	50	31.0
CAREER	8-0	55	278	2	30	5.1	2	62	0	50	31.0

#6 JAEDN SKEETE WR						
RECEIVING	G-GS	Rec	Yds	TD	Lg	Avg/C
2023	7-4	4	68	0	32	17.0
2024	8-4	18	189	1	27	10.5
CAREER	15-8	22	257	1	32	11.6

#2 BRYCE STEELE LB											
DEFENSE	G-GS	UA	A	Total	TFL	Yds	PD	FF	FR	Sk	Yds
2021	11-0	14	13	27	0.5	0	0	0	0	0.0	0
2022	12-1	24	27	51	5.5	20	0	1	0	2.0	12
2023	---redshirted season (illness)---										
2024	4-0	5	3	8	0	0	0	0	0	0	0
CAREER	28-1	43	43	86	6.0	20	0	1	0	2.0	12

#93 OWEN STOUDMIRE DL											
DEFENSE	G-GS	UA	A	Total	TFL	Yds	PD	FF	FR	Sk	Yds
2022	9-0	2	7	9	0.0	0	0	0	0	0.0	0
2023	10-0	4	5	9	0.0	0	0	0	0	0.0	0
2024	13-2	11	19	30	3.5	17	0	0	0	2.5	15
CAREER	32-2	17	31	48	3.5	17	0	0	0	2.5	15



#O OMAR THORNTON DB													
DEFENSE	G-GS	UA	A	Total	TFL	Yds	PD	FF	FR	Sk	Yds	Int	Yds
2024	11-3	21	8	29	3.5	7	0	1	1	0.0	0	0	0
CAREER	11-3	21	8	29	3.5	7	0	1	1	0.0	0	0	0



#3 MAX TUCKER DB													
DEFENSE	G-GS	UA	A	Total	TFL	Yds	PD	FF	FR	Sk	Yds	Int	Yds
2023	10-3	4	2	6	0.0	0	2	0	0	0.0	0	0	0
2024	12-12	22	8	30	1.0	3	3	0	1	0.0	0	2	58
CAREER	22-15	26	10	36	1.0	3	5	0	1	0.0	0	2	58

TOUCHDOWN DRIVES

Quarter	Time	Scoring Play	Plays	Yards	TOP	Score (BC-OPP)
<i>Fordham</i>						
1st	8:31	McDonald 11 yard pass from Longeran (Lombardo kick)	13	71	6:24	7-0
1st	5:58	Skeete 11 yard pass from Longeran (Lombardo kick)	6	84	2:39	14-3
2nd	1:44	Skeete 13 yard pass from Longeran (Lombardo kick)	10	82	1:18	21-3
3rd	14:47	Crouch 28 yard interception return (Lombardo kick)	--	--	--	28-3
3rd	9:28	Harris 17 yard pass from Longeran (Lombardo kick)	9	51	4:07	38-3
3rd	3:02	Richard 4 yard run (Lombardo kick)	5	19	2:32	45-3
4th	14:21	Broome 1 yard run (Lombardo kick)	7	84	3:25	52-3
4th	9:39	MacCormack III 2 yard run (Lombardo kick)	2	57	0:28	59-3
4th	5:00	Pough 22 yard pass from James (Lombardo kick)	6	75	3:05	66-10
<i>Michigan State</i>						
2nd	12:50	Richard 8 yard pass from Longeran (Lombardo kick)	6	88	3:03	7-7
2nd	7:45	Skeete 12 yard pass from Longeran (Lombardo kick)	8	49	3:12	14-7
2nd	0:31	Reed 14 yard pass from Longeran (Lombardo kick)	10	80	5:04	21-14
ot1	0:00	Franklin 6 yard pass from Longeran (Lombardo kick)	4	25	--	34-34
ot2	0:00	Richard 8 yard run ()	2	25	--	40-34

2025 GAME RECAPS

	8/30/25 • Alumni Stadium • Chestnut Hill, Mass.		
	Fordham Rams	10	
	Boston College Eagles	66	

	9/6/25 • Spartan Stadium • East Lansing, MI		
	Boston College Eagles	40	
	Michigan State Spartans	42	

FULL GAME

FORDHAM

RUSHING	No.	Gains	Losses	Net	Yds	Avg
Nicky Kelly	8	1	30	2	1	0.2
Jamell James	7	11	2	9	8	1.3
Darius Smith	10	32	32	0	1	0.8
2025 Rodriguez	1	0	11	-11	0	-11.0
Totals	27	43	67	16	9	0.8

PASSING	Comp	Yds	TD	Long	Rank
Darius Smith	20	161	1	30	3
Totals	20	161	1	30	3

RECEIVING	TAR	No.	Yards	TDC	Long
Nicky Kelly	8	2	30	0	30
Walter Brown	3	3	20	0	13
Nicky Gonzalez II	5	0	20	0	18
Jamell James	2	0	22	0	18
Jamell Carter	4	2	12	0	9
WJ Reed	3	0	10	0	10
Jack Finaburg	5	0	9	0	7
Jack Benson	0	1	15	0	15
Jack Rodriguez	1	1	8	0	8
Trey Womack	1	1	2	0	2
Justin Allen	0	1	8	0	8
Shaylen Owens	1	0	0	0	0
Totals	38	10	143	0	30

POINTS	No.	Yds	Rank	Long	Yds	TD
WJ Reed	3	22	40.7	10	1	8
Shaylen Owens	8	114	36.8	40	1	8
TEAM	1	0	0.0	0	3	8
Totals	11	434	36.5	50	8	8

RETURN	Punt	Kickoff	Intercept
No. Yds	No. Yds	No. Yds	No. Yds
Justin Allen	1	1	1
Michael Lombardi	1	24	0
Bo MacCormack III	0	0	0
Darius Crouch	0	0	0
Totals	2	25	1

FILE GOALS	Gr	Time	Dist	Result	
Barrett Henderson	1	00:00	48	GOOD	
KICKOFFS	No.	Yards	Avg	TD	Opp
Barrett Henderson	8	197	24.6	1	8

ALL-PURPOSE	Rank	Pts	Yds	TD	Opp	Total
Nicky Kelly	8	2	30	0	0	32
Nicky Kelly	8	24	0	0	0	34
Jamell James	8	22	0	0	0	34
Nicky Gonzalez II	8	20	0	0	0	34

PASSING
Passes: 1, Jack Rodriguez 1:0

BOSTON COLLEGE

RUSHING	No.	Gains	Losses	Net	Yds	Avg
Tyler Richard	14	40	1	39	1	2.8
Jordan McDonald	10	20	3	17	0	0.3
Anthony Parnell	4	14	3	11	0	0.3
Bo MacCormack III	3	8	3	5	1	0.3
Darius James	1	0	3	-3	0	-3.0
Kyle Broome	4	4	3	1	0	0.3
TEAM	1	0	1	-1	0	-1.0
Dylan Longeran	4	0	3	-3	0	-0.0
Totals	38	111	16	95	3	0.3

PASSING	Comp	Yds	TD	Long	Rank
Dylan Longeran	26	340	4	33	3
Darius James	3	20	1	20	0
Totals	29	360	5	33	3

RECEIVING	TAR	No.	Yards	TDC	Long
Leah Bond	12	11	88	0	19
Joseph Franklin	12	6	86	0	19
Tyler Richard	7	1	68	1	20
Justin Brooks	4	3	43	1	18
Russell Harris	3	3	30	0	18
WJ Wilkins	1	1	30	0	30
Tracy Loomis	2	1	14	0	14
Jordan McDonald	2	1	8	0	8
Totals	40	34	388	4	30

PUNTING	No.	Yds	Avg	Long	Yds	TD
Shamus Flaherty	4	111	27.8	40	1	8
Totals	4	111	27.8	40	1	8

RETURN	Punt	Kickoff	Intercept
No. Yds	No. Yds	No. Yds	No. Yds
Justin Brooks	0	0	0
Bo MacCormack III	0	0	0
Darius Crouch	0	0	0
Totals	0	0	0

FIELD GOALS	Gr	Time	Gr	Result	
Leah Lombardo	1	10:00	37	GOOD	
Leah Lombardo	1	10:30	38	GOOD	
KICKOFFS	No.	Yards	Avg	TD	Opp
Leah Lombardo	6	328	54.7	0	6
Andy Givens	0	302	54.4	0	0
ALL-PURPOSE	Rank	Pts	Yds	TD	Total
Leah Bond	8	100	0	0	100
Deborah Pough	8	88	0	0	88
WJ Wilkins	8	30	0	0	30
Joseph Franklin	8	30	0	0	30

FULL GAME

BOSTON COLLEGE

RUSHING	No.	Gains	Losses	Net	Yds	Avg
Tyler Richard	13	37	3	34	1	2.6
Jordan McDonald	8	14	2	12	0	0.0
Dylan Longeran	5	2	0	2	0	0.0
Leah Bond	8	8	7	1	0	0.0
Bo MacCormack III	1	0	0	0	0	0.0
Russell Harris	1	0	4	-4	0	-4.0
Totals	36	71	16	55	1	0.7

PASSING	Comp	Yds	TD	Long	Rank
Dylan Longeran	24	300	4	30	0
Totals	24	300	4	30	0

RECEIVING	TAR	No.	Yards	TDC	Long
Leah Bond	10	11	80	0	19
Joseph Franklin	12	6	86	0	19
Tyler Richard	7	1	68	1	20
Justin Brooks	4	3	43	1	18
Russell Harris	3	3	30	0	18
WJ Wilkins	1	1	30	0	30
Tracy Loomis	2	1	14	0	14
Jordan McDonald	2	1	8	0	8
Totals	40	34	388	4	30

PUNTING	No.	Yds	Avg	Long	Yds	TD
Shamus Flaherty	4	111	27.8	40	1	8
Totals	4	111	27.8	40	1	8

RETURN	Punt	Kickoff	Intercept
No. Yds	No. Yds	No. Yds	No. Yds
Bo MacCormack III	0	0	0
Totals	0	0	0

FIELD GOALS		Gr	Time	Dist	Result	
Leah Lombardo		34	07:00	37	GOOD	
Leah Lombardo		40	01:30	38	GOOD	
KICKOFFS		No.	Yards	Avg	TD	Opp
Leah Lombardo		6	328	54.7	0	6
ALL-PURPOSE						
	Rank	Pts	Yds	TD	Opp	Total
Tyler Richard	8	20	0	0	0	20
Leah Bond	8	38	0	0	0	38
Joseph Franklin	8	86	0	0	0	86
WJ Wilkins	8	30	0	0	0	30

PASSING
Passes: 0, Dylan Longeran 1:0
Intercept: 0, Justin Brooks 0:1

MICHIGAN ST.

RUSHING	No.	Gains	Losses	Net	Yds	Avg
Matt Fowler	17	88	1	87	0	5.1
Riley Orlin	12	88	20	68	1	5.7
Brandon Tullis	4	28	0	28	0	7.0
David Taylor	1	0	1	-1	0	-1.0
Orlando Smith	1	0	1	-1	0	-1.0
Totals	36	163	22	141	1	3.9

PASSING	Comp	Yds	TD	Long	Rank
Justin Brooks	10	100	0	21	0
Totals	10	100	0	21	0

RECEIVING	TAR	No.	Yards	TDC	Long
Max Marsh	11	8	88	0	21
Orlando Smith	5	4	80	0	20
Brandon Tullis	4	3	44	0	20
Michael Mason	3	3	31	0	18
Justin Brooks	1	1	18	0	18
Brandon Tullis	1	1	8	0	8
Tracy Loomis	1	1	8	0	8
Justin Brooks	1	1	8	0	8
Justin Brooks	1	1	8	0	8
Justin Brooks	1	1	8	0	8
Totals	38	38	381	0	21

PUNTING	No.	Yds	Avg	Long	Yds	TD
Justin Brooks	3	104	34.7	40	0	0
Totals	3	104	34.7	40	0	0

RETURN	Punt	Kickoff	Intercept
No. Yds	No. Yds	No. Yds	No. Yds
Orlando Smith	0	0	0
Justin Brooks	0	0	0
Justin Brooks	0	0	0
Totals	0	0	0

FIELD GOALS		Gr	Time	Dist	Result
Matt Cunningham	1	10:17	37	GOOD	
Matt Cunningham	1	10:33	38	GOOD	
KICKOFFS					
	No.	Yards	Avg	TD	Opp
Ryan Bailey	6	328	54.7	0	6
ALL-PURPOSE					
	Rank	Pts	Yds	TD	Total
Justin Brooks	8	20	0	0	20
Max Marsh	8	88	0	0	88
Orlando Smith	8	80	0	0	80

Offensive Touchdown Breakdown

Yards	TD Drives	Poss. Time	TD Drives	Plays	TD Drives
1-9	--	0:01-0:30	1	1	--
10-19	1	0:31-1:00	--	2	2
20-29	2	1:01-1:30	1	3	--
30-39	--	1:31-2:00	--	4	1
40-49	1	2:01-3:00	2	5	1
50-59	2	3:01-4:00	4	6	3
60-69	--	4:01-5:00	1	7	1
70-79	2	5:01-6:00	1	8	1
80-89	5	6:01-7:00	1	9	1
90-99	--	7:01 +	--	10	2
				11+	1

Drive Superlatives

Most Plays on a TD Drive 13 vs. Fordham (McDonald 11 yard receiving TD) 10, 2x at Michigan State Reed 14 yard receiving TD) Fewest Plays on a TD Drive 2, 2x at Michigan State (Richard 8 yard rush TD) 4 at Michigan State (Franklin 6 yard receiving TD) Longest TD Drive (yards) 88 at Michigan State	(Richard 8 yard receiving TD) 84 vs. Fordham (Skeete 11 yard receiving TD) Shortest TD Drive (yards) 19 vs. Fordham (Richard 4 yard rush TD) Longest TD Drive (time) 6:24 vs. Fordham (McDonald 11 yard receiving TD) 5:04 at Michigan State (Harris 14 yard receiving TD)	Shortest TD Drive (time) 0:28 vs. Fordham (MacCormack III 2 yard rush TD)
--	--	--

TEAM RECORDS

Total Yards

1.	557	Virginia, Carquest Bowl (1/1/1994)
2.	533	Houston, Cotton Bowl (1/1/1985)
3.	491	Toledo, Motor City Bowl (12/26/2002)

Fewest Total Yards Allowed

1.	124	Kansas State, Aloha Bowl (12/25/1994)
2.	200	Iowa, Pinstripe Bowl (12/27/2017)
	200	Vanderbilt, Music City Bowl (12/31/2008)

Passing Yards

1.	391	Virginia, Carquest Bowl (1/1/1994)
2.	342	Toledo, Motor City Bowl (12/26/2002)
3.	316	Georgia, Hall of Fame Bowl (12/23/1986)

Fewest Passing Yards Allowed

1.	35	Clemson, Cotton Bowl (1/1/1940)
2.	81	Navy, Meineke Car Care Bowl (12/30/2006)
3.	94	Alabama, Orange Bowl (1/1/1943)

Rushing Yards

1.	353	Houston, Cotton Bowl (1/1/1985)
2.	289	Penn State, Pinstripe Bowl (12/27/2014)
3.	262	SMU, Fenway Bowl (12/28/2023)

Fewest Rushing Yards Allowed

1.	-61	Kansas State, Aloha Bowl (12/25/1994)
2.	43	Boise State, MPC Computers Bowl (12/28/2005)
3.	79	Vanderbilt, Music City Bowl (12/31/2008)

Points

1.	51	Toledo, Motor City Bowl (12/26/2002)
2.	45	Houston, Cotton Bowl (1/1/1985)
3.	37	North Carolina, Continental Tire Bowl (12/30/2004)

Fewest Points Allowed

1.	6	Clemson, Cotton Bowl (1/1/1940)
2.	7	Kansas State, Aloha Bowl (12/25/1994)
3.	13	Virginia, Carquest Bowl (1/1/1994)

Passing Attempts

1.	52	Georgia, Hall of Fame Bowl (12/23/1986)
2.	47	Michigan State, Champs Sports Bowl (12/28/2007)
3.	41	Nebraska, Pinstripe Bowl (12/28/2024)

Completions

1.	35	Toledo, Motor City Bowl (12/26/2002)
	35	North Carolina, Continental Tire Bowl (12/30/2004)
3.	31	Georgia, Hall of Fame Bowl (12/23/1986)

Rushing Attempts

1.	52	Maryland, Quick Lane Bowl (12/26/2016)
2.	47	Georgia, Music City Bowl (12/28/2001)
3.	46	North Carolina, Continental Tire Bowl (12/30/2004)
	46	Penn State, Pinstripe Bowl (12/27/2014)

INDIVIDUAL RECORDS

Passing Yards

1.	391	Glenn Foley, Virginia, Carquest Bowl (1/1/1994)
2.	342	Brian St. Pierre, Toledo, Motor City Bowl (12/26/2002)
3.	316	Shawn Halloran, Georgia, Hall of Fame Bowl (12/23/1986)
4.	301	Grayson James, Nebraska, Pinstripe Bowl (12/28/2024)
5.	299	Doug Flutie, Auburn, Tangerine Bowl (12/18/1982)
6.	287	Doug Flutie, Notre Dame, Liberty Bowl (12/29/1983)
7.	268	Glenn Foley, Tennessee, Hall of Fame Bowl (1/1/1993)
8.	256	...	Matt Ryan, Boise State, MPC Computers Bowl (12/28/2005)
9.	249	...	Matt Ryan, Michigan State, Champs Sports Bowl (12/28/2007)
10.	242	...	Matt Ryan, Navy, Meineke Car Care Bowl (12/30/2006)
11.	236	...	Paul Peterson, North Carolina, Continental Tire Bowl (12/30/2004)
12.	224	...	Paul Peterson, Colorado State, San Francisco Bowl (12/31/2003)
13.	218	Dave Shinskie, USC, Emerald Bowl (12/26/2009)
14.	209	...	Tim Hasselbeck, Arizona State, Aloha Bowl (12/25/2000)
15.	208	Darius Wade, Iowa, Pinstripe Bowl (12/27/2017)

Passing Touchdowns

1.	3	...	Matt Ryan, Michigan State, Champs Sports Bowl (12/28/2007)
	3	...	Matt Ryan, Boise State, MPC Computers Bowl (12/28/2005)
	3	Brian St. Pierre, Toledo, Motor City Bowl (12/26/2002)
	3	Glenn Foley, Virginia, Carquest Bowl (1/1/1994)
	3	Doug Flutie, Houston, Cotton Bowl (1/1/1985)
	3	Doug Flutie, Notre Dame, Liberty Bowl (12/29/1983)
7.	2	9x (Last: Patrick Towles, Maryland, Quick Lane Bowl, 12/26/2016)

Passing Attempts

1.	52	...	Shawn Halloran, Georgia, Hall of Fame Bowl (12/23/1986)
2.	47	...	Matt Ryan, Michigan State, Champs Sports Bowl (12/28/2007)
3.	46	Glenn Foley, Tennessee, Hall of Fame Bowl (1/1/1993)
4.	41	Grayson James, Nebraska, Pinstripe Bowl (12/28/2024)
5.	38	Doug Flutie, Auburn, Tangerine Bowl (12/18/1982)
6.	37	Doug Flutie, Notre Dame, Liberty Bowl (12/29/1983)
7.	36	Dominique Davis, Vanderbilt, Music City Bowl (12/31/2008)
	36	Matt Ryan, Boise State, MPC Computers Bowl (12/28/2005)
	36	Glenn Foley, Virginia, Carquest Bowl (1/1/1994)
10.	35	Brian St. Pierre, Toledo, Motor City Bowl (12/26/2002)
12.	34	Chase Rettig, Nevada, Kraft Fight Hunger Bowl (1/9/2011)
12.	33	Dave Shinskie, USC, Emerald Bowl (12/26/2009)
	33	...	Paul Peterson, North Carolina, Continental Tire Bowl (12/30/2004)
14.	32	...	Tim Hasselbeck, Colorado, Insight.com Bowl (12/31/1999)
15.	29	Matt Ryan, Navy, Meineke Car Care Bowl (12/30/2006)
	29	Mark Hartsell, Kansas State, Aloha Bowl (12/25/1994)

Rushing Yards

1.	196	Troy Stradford, Houston, Cotton Bowl (1/1/985)
2.	174	Andre Callender, North Carolina, Continental Tire Bowl (12/30/2004)
3.	157	AJ Dillon, Iowa, Pinstripe Bowl (12/27/2017)
4.	156	Thomas Castellanos, SMU, Fenway Bowl (12/28/2023)
5.	149	William Green, Georgia, Music City Bowl (12/28/2001)
6.	148	Jon Hilliman, Penn State, Pinstripe Bowl (12/27/2014)
7.	122	...	Derrick Knight, Colorado State, San Francisco Bowl (12/31/2003)
	122	Troy Stradford, Georgia, Hall of Fame Bowl (12/23/1986)
9.	121	David Green, Kansas State, Aloha Bowl (12/25/1994)
10.	109	...	Cedric Washington, Arizona State, Aloha Bowl (12/25/2000)

Rushing Attempts

1.	35	William Green, Georgia, Music City Bowl (12/28/2001)
2.	32	AJ Dillon, Iowa, Pinstripe Bowl (12/27/2017)
3.	30	Derrick Knight, Colorado State, San Francisco Bowl (12/31/2003)
4.	29	Jon Hilliman, Maryland, Quick Lane Bowl (12/26/2016)
5.	28	David Green, Kansas State, Aloha Bowl (12/25/1994)
6.	26	Andre Williams, Arizona, Independence Bowl (12/31/2013)
	26	Andre Callender, North Carolina, Continental Tire Bowl (12/30/2004)
8.	25	Jon Hilliman, Penn State, Pinstripe Bowl (12/27/2014)
9.	23	Montel Harris, USC, Emerald Bowl (12/26/2009)
10.	22	Cedric Washington, Arizona State, Aloha Bowl (12/25/2000)
	22	Darnell Campbell, Virginia, Carquest Bowl (1/1/1994)

BOWL GAME RECORDS

Rushing Touchdowns

1.	3	Derrick Knight, Colorado State, San Francisco Bowl (12/31/2003)
2.	2	Thomas Castellanos, SMU, Fenway Bowl (12/28/2023)
	2	Cedric Washington, Arizona State, Aloha Bowl (12/25/2000)
4.	1	14x

Receptions

1.	10	...	Alex Amidon, Arizona, Independence Bowl (12/31/2013)
2.	9	Pete Mitchell, Tennessee, Hall of Fame Bowl (1/1/1993)
	9	Kelvin Martin, Georgia, Hall of Fame Bowl (12/23/1986)
4.	7	Lewis Bond, Nebraska, Pinstripe Bowl (12/28/2024)
	7	Tommy Sweeney, Iowa, Pinstripe Bowl (12/27/2017)
	7	Pete Mitchell, Virginia, Carquest Bowl (1/1/1994)
	7	Gerard Phelan, Houston, Cotton Bowl (1/1/1985)
	7	Brian Brennan, Auburn, Tangerine Bowl (12/18/1982)
9.	6	Rich Gunnell, USC, Emerald Bowl (12/26/2009)
	6	...	Rich Gunnell, Michigan State, Champs Sports Bowl (12/28/2007)

Receiving Yards

1.	149	Brian Brennan, Auburn, Tangerine Bowl (12/18/1982)
2.	144	..	Will Blackmon, Boise State, MPC Computers Bowl (12/28/2005)
3.	138	..	Rich Gunnell, Michigan State, Champs Sports Bowl (12/28/2007)
4.	137	Tommy Sweeney, Iowa, Pinstripe Bowl (12/27/2017)
5.	130	Rich Gunnell, USC, Emerald Bowl (12/26/2009)
6.	129	...	Alex Amidon, Arizona, Independence Bowl (12/31/2013)
7.	109	Clarence Cannon, Virginia, Carquest Bowl (1/1/1994)
8.	100	...	Pete Mitchell, Tennessee, Hall of Fame Bowl (1/1/1993)
9.	99	Lewis Bond, Nebraska, Pinstripe Bowl (12/28/2024)
10.	98	Kelvin Martin, Georgia, Hall of Fame Bowl (12/23/1986)

Receiving Touchdowns

1.	3	Pete Mitchell, Virginia, Carquest Bowl (1/1/1994)
2.	2	5x (Last: Rich Gunnell, Michigan State, Champs Sports Bowl, 12/28/2007)

LONGEST PLAYS

Rush

Yards	Player	Opponent, Bowl (Date)
70	William Green	Georgia, Music City Bowl (12/28/2001)
66	AJ Dillon	Iowa, Pinstripe Bowl (12/27/2017)
65 (t)	Mike Holovak	Alabama, Orange Bowl (1/1/1943)

Pass

Yards	Player	Opponent, Bowl (Date)
78 (t)	Clarence Cannon	Virginia, Carquest Bowl (1/1/1994)
	from Glenn Foley		
68 (t)	Rich Gunnell	...	Michigan State, Champs Sports Bowl (12/28/2007)
	from Matt Ryan		
63 (t)	Kelvin Martin	Houston, Cotton Bowl (1/1/1985)
	from Doug Flutie		

Field Goal

Yards	Player	Opponent, Bowl (Date)
50	Michael Sutphin	...	Arizona State, Aloha Bowl (12/25/2000)
45	Liam Connor	SMU, Fenway Bowl (12/28/2023)
41	Nate Freese	Arizona, Independence Bowl (12/31/2013)
37	Steve Aponavicius	Navy, Meineke Car Care Bowl (12/30/2006)
37	Brian Lowe	Georgia, Hall of Fame Bowl (12/23/1986)

BOWL HISTORY

BOWL GAME HISTORY					
<i>Year</i>	<i>Bowl</i>	<i>Location</i>	<i>Date</i>	<i>Opponent</i>	<i>Result</i>
1939	Cotton Bowl	Dallas, Texas	1/1/1940	Clemson	L, 3-6
1940	Sugar Bowl	New Orleans, La.	1/1/1941	Tennessee	W, 19-13
1942	Orange Bowl	Miami, Fla.	1/1/1943	Alabama	L, 21-37
1982	Tangerine Bowl	Orlando, Fla.	12/18/1982	Auburn	L, 26-33
1983	Liberty Bowl	Memphis, Tenn.	12/29/1983	Notre Dame	L, 18-19
1984	Cotton Bowl	Dallas, Texas	1/1/1985	Houston	W, 45-28
1986	Hall of Fame Bowl	Tampa, Fla.	12/23/1986	Georgia	W, 27-24
1992	Hall of Fame Bowl	Tampa, Fla.	1/1/1993	Tennessee	L, 23-38
1993	Carquest Bowl	Miami, Fla.	1/1/1994	Virginia	W, 31-13
1994	Jeep Aloha Bowl	Honolulu, Hawaii	12/25/1994	Kansas State	W, 12-7
1999	Insight.com Bowl	Tucson, Ariz.	12/31/1999	Colorado	L, 28-62
2000	Jeep Aloha Bowl	Honolulu, Hawaii	12/25/2000	Arizona State	W, 31-17
2001	Music City Bowl	Nashville, Tenn.	12/28/2001	Georgia	W, 20-16
2002	Motor City Bowl	Detroit, Mich.	12/26/2002	Toledo	W, 51-25
2003	San Francisco Bowl	San Francisco, Calif.	12/31/2003	Colorado State	W, 35-21
2004	Continental Tire Bowl	Charlotte, N.C.	12/30/2004	North Carolina	W, 37-24
2005	MPC Computers Bowl	Boise, Idaho	12/28/2005	Boise State	W, 27-21
2006	Meineke Car Care Bowl	Charlotte, N.C.	12/30/2006	Navy	W, 25-24
2007	Champs Sports Bowl	Orlando, Fla.	12/28/2007	Michigan State	W, 24-21
2008	Gaylord Hotels Music City Bowl	Nashville, Tenn.	12/31/2008	Vanderbilt	L, 14-15
2009	Emerald Bowl	San Francisco, Calif.	12/26/2009	USC	L, 13-24
2010	Kraft Fight Hunger Bowl	San Francisco, Calif.	1/9/2011	Nevada	L, 13-20
2013	AdvoCare v100 Independence Bowl	Shreveport, La.	12/31/2013	Arizona	L, 19-42
2014	New Era Pinstripe Bowl	New York, N.Y.	12/27/2014	Penn State	L, 30-31
2016	Quick Lane Bowl	Detroit, Mich.	12/26/2016	Maryland	W, 36-30
2017	New Era Pinstripe Bowl	New York, N.Y.	12/27/2017	Iowa	L, 20-27
2018	Servpro First Responder Bowl	Dallas, Texas	12/26/2018	Boise State	No Result
2019	Ticketsmarter Birmingham Bowl	Dallas, Texas	1/6/2020	Cincinnati	L, 6-38
2021	Military Bowl Presented by Peraton	Annapolis, Md.	12/27/2021	East Carolina	Cancelled
2023	Wasabi Fenway Bowl	Boston, Mass.	12/28/2023	SMU	W, 23-14

RESULTS

Team Results

Date	Opponent		Score	Overall	Conf	Time	Attend
08/30/2025	Fordham	W	66-10	1-0	0-0	3:12	41221
09/06/2025	at Michigan St.	Lot2	40-42	1-1	0-0	3:58	70510

TEAM STATS

Team Statistics

	BC	OPP
Scoring	106	52
Points per game	53.0	26.0
Points Off Turnovers	7	7
First Downs	51	34
Rushing	11	11
Passing	38	18
Penalty	2	5
Rushing Yardage	164	165
Yards gained rushing	193	246
Yards lost rushing	29	81
Rushing attempts	64	62
Average per rush	2.6	2.7
Average per game	82.0	82.5
TDs Rushing	4	2
Passing Yardage	848	383
Comp-Att-Int	65-84-0	39-68-1
Average per pass	10.1	5.6
Average per catch	13.0	9.8
Average per game	424.0	191.5
TDs Passing	9	4
Total offense	1012	548
Total plays	148	130
Average per play	6.8	4.2
Average per game	506.0	274.0
Kick returns: #-Yards	5-91	7-187
Punt returns: #-Yards	8-69	4-9
Int returns: #-Yards	1-28	0-0
Kick return average	18.2	26.7
Punt return average	8.6	2.3
Int return average	28.0	0.0
Fumbles-Lost	1-1	3-1
Penalties-Yards	9-74	8-75
Average per game	37.0	37.5
Punts-Yards	8-359	14-605
Average per punt	44.9	43.2
Net punt average	41.3	38.3
Kickoffs-Yards	17-1028	9-563
Average per kick	60.5	62.6
Net kick average	37.2	41.8
Time of possession / game	32:09	27:51
3rd-down conversion	17/29	8/27
3rd-down pct	59%	30%
4th-down conversion	1/1	1/2

TEAM STATS

	BC	OPP
4th-down pct	100%	50%
Sacks by-Yards	7-57	2-9
Misc Yards	0	0
Touchdowns scored	14	6
Field goals - attempts	3-3	3-3
On-Side kicks	0-0	0-0
Red-zone scores	(14-15) 93%	(6-6) 100%
Red-zone touchdowns	(12-15) 80%	(5-6) 83%
PAT-attempts	(13-13) 100%	(5-5) 100%
2-point conversion-attempts	(0-1) 0%	(1-1) 100%
Attendance	41221	70510
Games / Avg per game	1/41221	1/70510
Neutral site games	-	0/0

Score by Periods

Team	1st	2nd	3rd	4th	OT	TOT
Boston College	14	28	27	24	13	106
Opponents	10	7	10	10	15	52

INDIVIDUAL STATS

Rushing

Player	gp	att	gain	loss	net	avg	td	lg	avg/g
Turbo Richard	2	29	106	3	103	3.6	2	9	51.5
Jordan McDonald	2	11	34	2	32	2.9	0	8	16.0
Anthony Ferrucci	1	4	14	0	14	3.5	0	5	14.0
Grayson James	1	1	9	0	9	9.0	0	9	9.0
Bo MacCormack III	2	4	9	0	9	2.3	1	5	4.5
Lewis Bond	2	3	9	7	2	0.7	0	7	1.0
Alex Broome	2	4	4	3	1	0.3	1	2	0.5
Dylan Loneragan	2	6	8	9	-1	-0.2	0	5	-0.5
Reed Harris	2	1	0	4	-4	-4.0	0	0	-2.0
Team	2	1	0	1	-1	-1.0	0	0	-0.5
Total	2	64	193	29	164	2.6	4	9	82.0
Opponents	2	62	246	81	165	2.7	2	19	82.5

Passing

Player	gp	effic	comp-att-int	pct	yds	td	lg	avg/g
Dylan Loneragan	2	179.3	60-79-0	75.9	658	8	56	329.0
Grayson James	1	485.2	5-5-0	100.0	190	1	55	190.0
Total	2	197.5	65-84-0	77.4	848	9	56	424.0
Opponents	2	121.1	39-68-1	57.4	383	4	41	191.5

Receiving

Player	gp	no.	yds	avg	td	lg	avg/g
Lewis Bond	2	22	228	10.4	0	32	114.0
Jeremiah Franklin	2	13	134	10.3	1	21	67.0
Turbo Richard	2	7	66	9.4	1	21	33.0
Jaedn Skeete	2	5	67	13.4	3	18	33.5
Reed Harris	2	4	55	13.8	2	18	27.5
Luke McLaughlin	2	3	49	16.3	0	39	24.5
Jordan McDonald	2	3	18	6.0	1	11	9.0
Dawson Pough	2	3	96	32.0	1	52	48.0
VJ Wilkins	2	2	111	55.5	0	56	55.5
Ty Lockwood	2	1	14	14.0	0	14	7.0
Brady Clough	1	1	5	5.0	0	5	5.0
Kaelan Chudzinski	2	1	5	5.0	0	5	2.5
Total	2	65	848	13.0	9	56	424.0
Opponents	2	39	383	9.8	4	41	191.5

Punt Returns

Player	no.	yds	avg	td	lg
Isalah Farris	6	45	7.5	0	20
Michael Landolfi	1	24	24.0	0	24
Charlie Comella	1	0	0.0	0	0
Total	8	69	8.6	0	24
Opponents	4	9	2.3	0	8

Interceptions

Player	no.	yds	avg	td	lg
Daveon Crouch	1	28	28.0	1	28
Total	1	28	28.0	1	28
Opponents	0	0	0.0	0	0

Kick Returns

Player	no.	yds	avg	td	lg
Bo MacCormack III	5	91	18.2	0	22
Total	5	91	18.2	0	22
Opponents	7	187	26.7	0	63

Fumbles Recovered

Player	no.	yds	avg	td	lg
Owen McGowan	1	0	0.0	0	0
Total	1	0	0.0	0	0
Opponents	1	0	0.0	0	0

INDIVIDUAL STATS

Scoring

			PAT							
Player	td	fg	kick	rush	rcv	pass	dxp	saf	pts	
Luca Lombardo	-	3-3	13-13	-	-	-	-	-	22	
Jaedn Skeete	3	-	-	-	-	-	-	-	18	
Turbo Richard	3	-	-	-	-	-	-	-	18	
Reed Harris	2	-	-	-	-	-	-	-	12	
Jeremiah Franklin	1	-	-	-	-	-	-	-	6	
Alex Broome	1	-	-	-	-	-	-	-	6	
Daveon Crouch	1	-	-	-	-	-	-	-	6	
Jordan McDonald	1	-	-	-	-	-	-	-	6	
Bo MacCormack III	1	-	-	-	-	-	-	-	6	
Dawson Pough	1	-	-	-	-	-	-	-	6	
Total	14	3-3	13-13	0	0	0	0	0	106	
Opponents	6	3-3	5-5	0	1	1	0	0	52	

Field Goals

Player	fg	pct.	01-19	20-29	30-39	40-49	50-99	lg	blk
Luca Lombardo	3-3	100.0	0-0	0-0	2-2	1-1	0-0	48	0
Opponents	3-3	100.0	0-0	0-0	1-1	1-1	1-1	50	0

FG Sequence

Team Name	Boston College	Opponents
Fordham	(48)	(46)
Michigan St.	(37),(38)	(50),(39)

Numbers in parentheses indicate field goal sequence

Total Offense

Player	g	plays	rush	pass	total	avg/g
Dylan Loneragan	2	85	-1	658	657	328.5
Grayson James	1	6	9	190	199	199.0
Turbo Richard	2	29	103	0	103	51.5
Jordan McDonald	2	11	32	0	32	16.0
Anthony Ferrucci	1	4	14	0	14	14.0
Bo MacCormack III	2	4	9	0	9	4.5
Lewis Bond	2	3	2	0	2	1.0
Alex Broome	2	4	1	0	1	0.5
Reed Harris	2	1	-4	0	-4	-2.0
Team	2	0	-1	0	-1	-0.5
Total	2	148	164	848	1012	506.0
Opponents	2	130	165	383	548	274.0

Particip

Player	no.	yds	avg	lg	tb	fc	l20	50+	blk
Shamus Florio	8	359	44.9	63	1	2	2	1	0
Total	8	359	44.9	63	1	2	2	1	0
Opponents	14	605	43.2	60	0	0	5	4	1

Kickoffs

Player	no.	yds	avg	tb	ob	retn	net	ydl
Luca Lombardo	12	706	58.8	2	0			
Andy Quinn	5	322	64.4	4	0			
Total	17	1028	60.5	6	0	7	37.2	27
Opponents	9	563	62.6	2	0	5	41.8	23

INDIVIDUAL STATS

All Purpose

Player	g	rush	rcv	pr	kr	lr	total	avg/g
Lewis Bond	2	2	228	0	0	0	230	115.0
Turbo Richard	2	103	66	0	0	0	169	84.5
Jeremiah Franklin	2	0	134	0	0	0	134	67.0
VJ Wilkins	2	0	111	0	0	0	111	55.5
Bo MacCormack III	2	9	0	0	91	0	100	50.0
Dawson Pough	2	0	96	0	0	0	96	48.0
Jaedn Skeete	2	0	67	0	0	0	67	33.5
Reed Harris	2	-4	55	0	0	0	51	25.5
Jordan McDonald	2	32	18	0	0	0	50	25.0
Luke McLaughlin	2	0	49	0	0	0	49	24.5
Isaiah Farris	2	0	0	45	0	0	45	22.5
Daveon Crouch	2	0	0	0	0	28	28	14.0
Michael Landolfi	1	0	0	24	0	0	24	24.0
Anthony Ferrucci	1	14	0	0	0	0	14	14.0
Ty Lockwood	2	0	14	0	0	0	14	7.0
Grayson James	1	9	0	0	0	0	9	9.0
Brady Clough	1	0	5	0	0	0	5	5.0
Kaelan Chudzinski	2	0	5	0	0	0	5	2.5
Alex Broome	2	1	0	0	0	0	1	0.5
Dylan Loneragan	2	-1	0	0	0	0	-1	-0.5
Team	2	-1	0	0	0	0	-1	-0.5
Total	2	164	848	69	91	28	1200	600.0
Opponents	2	165	383	9	187	0	744	372.0

DEFENSIVE STATS

Team Defense

			Tackles				Sacks	Pass defense				Fumbles	blkd	
##	Player	gp	ua	a	tot	tfl/yds	no-yds	int-yds	brup	qbh	fr-yds	ff	kick	saf
0	Omar Thornton	2	8	6	14	5-13	1-7	.	1	.	.	1	.	.
7	Carter Davis	2	7	5	12	1-12	1-12	.	1
2	KP Price	2	8	4	12
33	Owen McGowan	2	4	6	10	2-13	1-12	.	.	.	1-0	.	.	.
1	Daveon Crouch	2	6	4	10	1.5-6	1-5	1-28	.	1
15	Quintavious Hutchins	2	4	4	8	2-10	1-8	.	.	2
88	Sedarius McConnell	2	3	2	5	2.5-13	1-1	1	.	.
55	Kwan Williams	2	4	1	5	1-2
10	Syair Torrence	2	2	2	4	.	.	.	3
3	Max Tucker	2	3	1	4	.	.	.	1
19	Marcelous Townsend	2	3	.	3
32	Charlie Comella	2	3	.	3	1	.
93	Owen Stoudmire	1	1	2	3
27	Omarion Davis	1	2	1	3
90	Tyus Clemons	2	2	1	3
24	Amari Jackson	2	1	2	3	.	.	.	1
17	Edwin Kolenge	2	2	1	3
98	Israel Oladipupo	1	1	1	2
26	Jason Hewlett	2	1	1	2
43	Griffin Collins	1	1	1	2
56	E'Lla Boykin	2	2	.	2
58	William Straka	2	.	1	1
28	Zacari Thomas	1	1	.	1
59	Micah Amedee	1	1	.	1	1-12	1-12
41	Favor Bate	2	.	1	1
52	Chris Marable Jr.	2	.	1	1
94	Jayzen Flint	1	.	1	1
29	Cameron Martinez	1	.	1	1
92	Onye Nwosisi	1	.	1	1
99	Luca Lombardo	2	.	1	1
83	Luke McLaughlin	2	1	.	1	1	.	.
45	Ben Mann	2	.	1	1
5	Jordan McDonald	2	1	.	1
95	Clive Wilson	1	.	1	1
16	Isaiah Farris	2	1	.	1
96	Jayden Fry	1	1	.	.	.
99	Michael Bumpus	1	1
Totals		2	73	54	127	16-81	7-57	1-28	8	4	1-0	3	1	0
Opponents		2	85	80	165	8-28	2-9	0-0	7	1	1-0	1	0	0

TEAM GAME-BY-GAME

		Rushing				Receiving				Passing				Kick Returns				Punt Returns				tot		
Date	Opponent	no.	yds	td	lg	no.	yds	td	lg	cmp	att	int	yds	td	lg	no.	yds	td	lg	no.	yds	td	lg	off
08/30/2025	Fordham	39	97	3	9	31	458	5	55	31	39	0	458	5	55	2	37	0	22	8	69	0	24	555
09/06/2025	at Michigan St.	25	67	1	9	34	390	4	56	34	45	0	390	4	56	3	54	0	20	0	0	0	0	457
Boston College		64	164	4	9	65	848	9	56	65	84	0	848	9	56	5	91	0	22	8	69	0	24	1012
Opponents		62	165	2	19	39	383	4	41	39	68	1	383	4	41	7	187	0	63	4	9	0	8	548

Boston College Averages

Games	Avg/ rush	Avg/ catch	Pass effc	KR avg	PR avg	All purpose avg/game	Total offense avg/game
2	2.6	13.8	197.5	18.2	8.6	600.0	506.0

		Tackles				Sacks	Fumble	Pass Defense			blkd	PAT attempts			off			
Date	Opponent	ua	a	total	tfl-yds	no-yds	ff	fr-yds	int-yds	qbh	brup	kick	kick	rush	rcv	saf	t/o	pts
08/30/2025	Fordham	42	12	54	8.0-49	3-29	1	0-0	1-28	2	7	1	9-9	0	0	0	7	66
09/06/2025	at Michigan St.	31	42	73	8.0-32	4-28	2	1-0	0-0	2	1	0	4-4	0	0	0	0	40
Boston College		73	54	127	16.0-81	7-57	3	1-0	1-28	4	8	1	13-13	0	0	0	7	106
Opponents		85	80	165	8.0-28	2-9	1	1-0	0-0	1	7	0	5-5	0	1	0	7	52

		Punting										Field Goals			Kickoffs				
Date	Opponent	no.	yds	avg	long	blkd	tb	fc	50+	120	md	att	long	blkd	no.	yds	avg	tb	ob
08/30/2025	Fordham	4	188	47.0	63	0	1	2	1	1	1-1	48	0	11	703	63.9	6	0	
09/06/2025	at Michigan St.	4	171	42.8	48	0	0	0	0	1	2-2	38	0	6	325	54.2	0	0	
Boston College		8	359	44.9	63	0	1	2	1	2	3-3	48	0	17	1028	60.5	6	0	
Opponents		14	605	43.2	60	1	0	0	4	5	3-3	50	0	9	563	62.6	2	0	

OPPONENT GAME BY GAME

		Rushing				Receiving				Passing				Kick Returns				Punt Returns				tot		
Date	Opponent	no.	yds	td	lg	no.	yds	td	lg	cmp	att	int	yds	td	lg	no.	yds	td	lg	no.	yds	td	lg	off
08/30/2025	Fordham	27	16	1	10	20	152	0	20	20	39	1	152	0	20	4	79	0	36	1	1	0	1	168
09/06/2025	at Michigan St.	35	149	1	19	19	231	4	41	19	29	0	231	4	41	3	108	0	63	3	8	0	8	380
Opponents		62	165	2	19	39	383	4	41	39	68	1	383	4	41	7	187	0	63	4	9	0	8	548
Boston College		64	164	4	9	65	848	9	56	65	84	0	848	9	56	5	91	0	22	8	69	0	24	1012

Opponents Averages

Games	Avg/ rush	Avg/ catch	Pass effc	KR avg	PR avg	All purpose avg/game	Total offense avg/game
2	2.7	9.8	121.1	26.7	2.9	372.8	274.0

Date	Opponent	Tackles				Sacks	Fumble	Pass Defense				blkd	PAT attempts				off	
		ua	a	total	tfl-yds	no-yds	ff	fr-yds	int-yds	qbh	brup	kick	kick	rush	rcv	saft/o	t/o	pts
08/30/2025	Fordham	48	42	90	4.0-13	2-9	0	0-0	0-0	0	4	0	1-1	0	0	0	0	10
09/06/2025	at Michigan St.	37	38	75	4.0-15	0-0	1	1-0	0-0	1	3	0	4-4	0	1	0	7	42
Opponents		85	80	165	8.0-28	2-9	1	1-0	0-0	1	7	0	5-5	0	1	0	7	52
Boston College		73	54	127	16.0-81	7-57	3	1-0	1-28	4	8	1	13-13	0	0	0	7	106

		Punting										Field Goals			Kickoffs				
Date	Opponent	no.	yds	avg	long	blkd	tb	fc	50+	120	md-att	long	blkd	no.	yds	avg	tb	ob	
08/30/2025	Fordham	11	441	40.1	59	1	0	0	2	2	1-1	46	0	3	187	62.3	1	0	
09/06/2025	at Michigan St.	3	164	54.7	60	0	0	0	2	3	2-2	50	0	6	376	62.7	1	0	
Opponents		14	605	43.2	60	1	0	0	4	5	3-3	50	0	9	563	62.6	2	0	
Boston College		8	359	44.9	63	0	1	2	1	2	3-3	48	0	17	1028	60.5	6	0	

TEAM & OPPONENT GAME HIGHS

Boston College - Game Highs

RUSHES	39	Fordham (08/30/2025)
YARDS RUSHING	97	Fordham (08/30/2025)
YARDS PER RUSH	2.7	at Michigan St. (09/06/2025)
TD RUSHES	3	Fordham (08/30/2025)
PASS ATTEMPTS	45	at Michigan St. (09/06/2025)
PASS COMPLETIONS	34	at Michigan St. (09/06/2025)
YARDS PASSING	458	Fordham (08/30/2025)
YARDS PER PASS	11.7	Fordham (08/30/2025)
TD PASSES	5	Fordham (08/30/2025)
TOTAL PLAYS	78	Fordham (08/30/2025)
TOTAL OFFENSE	555	Fordham (08/30/2025)
YARDS PER PLAY	7.1	Fordham (08/30/2025)
POINTS	66	Fordham (08/30/2025)
SACKS BY	4	at Michigan St. (09/06/2025)
FIRST DOWNS	26	Fordham (08/30/2025)
PENALTIES	8	at Michigan St. (09/06/2025)
PENALTY YARDS	59	at Michigan St. (09/06/2025)
TURNOVERS	1	at Michigan St. (09/06/2025)
PUNTS	4	at Michigan St. (09/06/2025)
	4	Fordham (08/30/2025)
PUNTING AVG	47.0	Fordham (08/30/2025)
LONG PUNT	63	Fordham (08/30/2025)
PUNTS INSIDE 20	1	at Michigan St. (09/06/2025)
	1	Fordham (08/30/2025)
LONG PUNT RETURN	24	Fordham (08/30/2025)

Opponent - Game Highs

RUSHES	35	at Michigan St. (09/06/2025)
YARDS RUSHING	149	at Michigan St. (09/06/2025)
YARDS PER RUSH	4.3	at Michigan St. (09/06/2025)
TD RUSHES	1	at Michigan St. (09/06/2025)
	1	Fordham (08/30/2025)
PASS ATTEMPTS	39	Fordham (08/30/2025)
PASS COMPLETIONS	20	Fordham (08/30/2025)
YARDS PASSING	231	at Michigan St. (09/06/2025)
YARDS PER PASS	8.0	at Michigan St. (09/06/2025)
TD PASSES	4	at Michigan St. (09/06/2025)
TOTAL PLAYS	66	Fordham (08/30/2025)
TOTAL OFFENSE	380	at Michigan St. (09/06/2025)
YARDS PER PLAY	5.9	at Michigan St. (09/06/2025)
POINTS	42	at Michigan St. (09/06/2025)
SACKS BY	2	Fordham (08/30/2025)
FIRST DOWNS	21	at Michigan St. (09/06/2025)
PENALTIES	6	at Michigan St. (09/06/2025)
PENALTY YARDS	60	at Michigan St. (09/06/2025)
TURNOVERS	1	at Michigan St. (09/06/2025)
	1	Fordham (08/30/2025)
PUNTS	11	Fordham (08/30/2025)
PUNTING AVG	54.7	at Michigan St. (09/06/2025)
LONG PUNT	60	at Michigan St. (09/06/2025)
PUNTS INSIDE 20	3	at Michigan St. (09/06/2025)
LONG PUNT RETURN	8	at Michigan St. (09/06/2025)

INDIVIDUAL GAME HIGHS

Team Results

	Date	Opponent		Score	Overall	Conf	Time	Attend
	08/30/2025	Fordham	W	66-10	1-0	0-0	3:12	41221
	09/06/2025	at Michigan St.	Lot2	40-42	1-1	0-0	3:58	70510

PASSING

#3 Grayson James	Comp	Att	Int	Pct	Yards	TD	Long	Sacked	Effic.
Fordham	5	5	0	100.0	190	1	55	0-0	485.2
Totals	5	5	0	100.0	190	1	55	0-0	485.2

#9 Dylan Lonergan	Comp	Att	Int	Pct	Yards	TD	Long	Sacked	Effic.
Fordham	26	34	0	76.5	268	4	32	2-9	181.5
Michigan St.	34	45	0	75.6	390	4	56	0-0	177.7
Totals	60	79	0	75.9	658	8	56	2-9	179.3

TOTAL TACKLES & TFL & SACKS

RED ZONE RESULTS & QUARTER BY QUARTER

Total Tackles

Player	S-A	Total	FU	MSU
Omar Thornton	8-6	14	2-0	6-6
KP Price	8-4	12	5-0	3-4
Carter Davis	7-5	12	3-0	4-5
Daveon Crouch	6-4	10	5-1	1-3
Owen McGowan	4-6	10	1-1	3-5
Quintavious Hutchins	4-4	8	1-2	3-2
Kwan Williams	4-1	5	3-1	1-0
Sedarius McConnell	3-2	5	2-1	1-1
Max Tucker	3-1	4	3-0	0-1
Syair Torrence	2-2	4	1-0	1-2
Marcelous Townsend	3-0	3	3-0	-
Charlie Comella	3-0	3	3-0	-
Edwin Kolenge	2-1	3	-	2-1
Omarion Davis	2-1	3	2-1	DNP
Tyeus Clemons	2-1	3	0-1	2-0
Amari Jackson	1-2	3	1-0	0-2
Owen Stoudmire	1-2	3	DNP	1-2
E'LJa Boykin	2-0	2	2-0	-
Jason Hewlett	1-1	2	-	1-1
Griffin Collins	1-1	2	1-1	DNP
Israel Oladipupo	1-1	2	1-1	DNP
Jordan McDonald	1-0	1	-	1-0
Isalah Farris	1-0	1	1-0	-

2025-26 Boston College Football
Tackles For Loss Game-by-Game
All games

Page 1/1
as of Sep 08, 2025

Player	UA-A	Total	FU	MSU
Omar Thornton	5-0	5.0	2.0-4	3.0-9
Sedarius McConnell	2-1	2.5	1.5-12	1.0-1
Owen McGowan	2-0	2.0	-	2.0-13
Quintavious Hutchins	1-2	2.0	0.5-2	1.5-8
Daveon Crouch	1-1	1.5	1.0-5	0.5-1
Carter Davis	1-0	1.0	1.0-12	-
Kwan Williams	1-0	1.0	1.0-2	-
Micah Amedee	1-0	1.0	1.0-12	DNP

2025-26 Boston College Football
Sacks Game-by-Game
All games

Page 1/1
as of Sep 08, 2025

Player	UA-A	Total	FU	MSU
Omar Thornton	1-0	1	-	1-7
Daveon Crouch	1-0	1	1-5	-
Carter Davis	1-0	1	1-12	-
Quintavious Hutchins	1-0	1	-	1-8
Owen McGowan	1-0	1	-	1-12
Micah Amedee	1-0	1	1-12	DNP
Sedarius McConnell	1-0	1	-	1-1

Boston College Inside Opponent Red-Zone

Date	Opponent	Score	Times In RZ	Times Scored	Total Pts	Rush TDs	Pass TDs	FGs Made	Failed to score inside RZ
08/30/2025	Fordham	W 66-10	7	7	49	7	3	4	0
09/06/2025	at Michigan St.	L 40-42	8	7	40	5	1	4	2
Totals 14 of 15 (93.3%)			15	14	89	12	4	8	2

Opponents Inside Boston College Red-Zone

Date	Opponent	Score	Times In RZ	Times Scored	Total Pts	Rush TDs	Pass TDs	FGs Made	Failed to score inside RZ
08/30/2025	Fordham	W 66-10	1	1	7	1	1	0	0
09/06/2025	Michigan St.	L 40-42	5	5	32	4	1	3	1
Totals 6 of 6 (100.0%)			6	6	39	5	2	3	1



By Quarter Statistics
All games

Page 1/1
as of Sep 08, 2025

3rd-Down Conversions

Date	Opponent	Score	Overall	1st Qtr	2nd Qtr	3rd Qtr	4th Qtr	Overtime
08/30/2025	Fordham	W 66-10	12-18 66.7	3-4 75.0	2-6 33.3	4-5 80.0	3-3 100.0	0-0 0.0
09/06/2025	at Michigan St.	Lot2 40-42	5-11 45.5	0-2 0.0	3-3 100.0	0-2 0.0	2-4 50.0	0-0 0.0
Boston College			17-29 58.6	3-6 50.0	5-9 55.6	4-7 57.1	5-7 71.4	0-0 0.0
Opponents			8-27 29.6	2-6 33.3	0-5 0.0	3-7 42.9	2-8 25.0	1-1 100.0

4th-Down Conversions

Date	Opponent	Score	Overall	1st Qtr	2nd Qtr	3rd Qtr	4th Qtr	Overtime
08/30/2025	Fordham	W 66-10	1-1 100.0	0-0 0.0	1-1 100.0	0-0 0.0	0-0 0.0	0-0 0.0
09/06/2025	at Michigan St.	Lot2 40-42	0-0 0.0	0-0 0.0	0-0 0.0	0-0 0.0	0-0 0.0	0-0 0.0
Boston College			1-1 100.0	0-0 0.0	1-1 100.0	0-0 0.0	0-0 0.0	0-0 0.0
Opponents			1-2 50.0	1-1 100.0	0-1 0.0	0-0 0.0	0-0 0.0	0-0 0.0

Time of Possession

Date	Opponent	Score	Overall	1st Qtr	2nd Qtr	3rd Qtr	4th Qtr	Overtime
08/30/2025	Fordham	W 66-10	34:05	10:42	07:00	08:55	07:28	00:00
09/06/2025	at Michigan St.	Lot2 40-42	30:12	06:38	11:24	08:07	04:03	00:00
Boston College			Total	64:17	17:20	18:24	17:02	00:00
			Avg.	32:09	08:40	09:12	08:31	00:00
Opponents			Total	55:43	10:48	13:28	18:59	00:00
			Avg.	27:51	05:24	06:44	09:29	00:00