



MONTANA STATE MEN'S BASKETBALL

2025-26 GAME NOTES

Pershelle Rohrer
Athletics Communications
MBB Contact
Office: 406-994-5349
pershele.rohrer@msubobcats.com

SCHEDULE

November

3	at Colorado.....	L, 78-84
5	Northwest Indian	W, 114-44
9	Denver	L, 73-75
12	at Stanford	8 p.m. ACCNX
15	at Boise State	2 p.m. MWLN
20	vs Nobel^.....	4 p.m. TBD
21	at Long Beach State^.....	8 p.m. ESPN+
29	at Utah State.....	2 p.m. MWLN

December

3	St. Thomas+	7 p.m. ESPN+
6	at Oral Roberts+	6 p.m. TBD
13	at Oregon State	3 p.m. ESPN+
16	at Cal Poly.....	8 p.m. ESPN+
22	Northwest	1 p.m. ESPN+

January

1	*Northern Colorado.....	7 p.m. ESPN+
3	*Northern Arizona	6 p.m. ESPN+
8	*at Eastern Wash.	7 p.m. ESPN+
10	*at Idaho	3 p.m. ESPN+
17	*Montana.....	7 p.m. ESPN+
19	*at Northern Colo.	6 p.m. ESPN+
22	*Idaho State	7 p.m. ESPN+
24	*Weber State	6 p.m. ESPN+
29	*at Sacramento State.....	8 p.m. ESPN+
31	*at Portland State	3 p.m. ESPN+

February

5	*Idaho	7 p.m. ESPN+
7	*Eastern Wash.	6 p.m. ESPN+
14	*at Montana	7 p.m. ESPN+
19	*at Weber State	7 p.m. ESPN+
21	*at Idaho State.....	4 p.m. ESPN+
26	*Portland State.....	7 p.m. ESPN+
28	*Sacramento State.....	1 p.m. ESPN+

March

2	*at Northern Arizona ..	6 p.m. ESPN+
7-11	Big Sky Tournament \$...	TBD ESPN+

Home games in bold

^ Battle at the Beach played at Walter Pyramid in Long Beach, Calif.

+ Big Sky-Summit Challenge

* Big Sky Conference game

\$ Big Sky Tournament played at Idaho Central Arena in Boise, Idaho

Times listed are in Mountain Time (MT)

All games are subject to change

LAST GAME'S LINEUP

Potential Starters	Pos.	Ht.	Yr.	Hometown	PPG	RPG	APG	G-GS	MPG
4	Cavin Holden	G	6-2 Jr.	Longview, Wash.	9.0	3.0	1.0	3-3	26.8
24	Jed Miller	G	6-2 Sr.	Agoura Hills, Calif.	14.0	5.3	2.7	3-3	28.2
1	Patrick McMahon	G	6-7 R-Sr.	Palmer, Alaska	17.5	3.0	1.0	2-2	23.8
7	Christian King	F	6-8 R-So.	Kirkland, Wash.	11.3	2.3	1.3	3-3	25.9
21	Chris Hodges	F	6-9 Gr.	Schaumburg, Ill.	5.3	2.0	1.3	3-3	23.0

GAME 4

MONTANA STATE (1-2) vs (RV) STANFORD (2-0)

Wed., Nov. 12 | 8 p.m. MT | Maples Pavilion | Stanford, Calif.

MSU: Home 1-1, Road 0-1, Neutral 0-0

Stanford: Home 2-0, Road 0-0, Neutral 0-0

Series: Stanford leads, 2-0 Last Meeting: L, 76-95 | 12/8/75



STORYLINES

ON THE ROAD AGAIN: Montana State heads out on the road for the second time this season to face (RV) Stanford for just the third time in school history. The game will take place at 8 p.m. MT in Maples Pavilion in Stanford, Calif., with the game set to air live on ACC Network Extra.

BIG SKY OPPONENTS: The Bobcats seek to become the first Big Sky Conference team to dethrone undefeated Stanford in 2025-26. The Cardinal opened its season with an 89-79 win over Portland State on Nov. 4 and recently defeated Montana, 91-68, at Maples Pavilion on Nov. 8.

ROAD TRIPPIN': Montana State opens its five-game road trip at Stanford on Wednesday, kicking off a stretch of games that will feature one ACC opponent (Stanford), two Mountain West challengers (Boise State and Utah State), and the Battle at the Beach against Nobel and Long Beach State. Two of those teams, Stanford and Utah State, each received one vote in the Week 2 AP Top 25 Men's College Basketball Poll.

SHOOTING LIGHTS OUT: Montana State is among the nation's best shooting teams as the 2025-26 season gets underway. The Cats rank 11th nationally in effective field goal percentage (.654) and 18th in field goal percentage (55.7%), sitting at the top of the Big Sky Conference in both categories. The Bobcats' 12 three-pointers made per game is tied for 31st in Division I basketball while ranking third in the Big Sky.

PICKING POCKETS: Bobcat senior Jed Miller has 10 steals through three games this season, ranking fifth in the nation and first in the Big Sky. Miller, who led the Cats in steals last season, recorded two swipes in MSU's season opener at Colorado before tallying four each against Northwest Indian College and Denver. The Bobcats rank second in the Big Sky with 9.7 steals per game.

DOUBLE-DIGIT PRODUCTION: The Bobcats continue to benefit from prolific production from multiple scorers, with four Cats scoring in double figures in each of Montana State's first three games to open the season. Jed Miller (14.0 ppg) and Christian King (11.3 ppg) tallied 10 or more points in all three contests so far while Patrick McMahon (17.5) scored in double figures in each of the two games in which he competed. Davian Brown (15.7 ppg) has two double-digit scoring performances this season, led by his Bobcat-best 26-point outing against Northwest Indian College on Nov. 5. Cavin Holden and Jaden Steppe have each scored in double figures once this season.

CHASING 2,000 POINTS: Graduate transfer Davian Brown needs 38 points to reach the 2,000-point milestone for his collegiate career. The native of Pasadena, Calif., tallied 1,447 points during his four years at the NAIA level between The Master's University (2020-22) and Lewis-Clark State (2022-24) before pouring in 515 points in his lone season at Biola (2024-25). Brown has 1,962 career points and counting, including 47 over his first three games as a Bobcat.

A LOOK AT THE CARDINAL: Stanford concludes its three-game season-opening homestand with its third-straight Big Sky Conference opponent when Montana State comes to town on Wednesday. The Cardinal is 2-0 through one week of play, earning wins over Portland State and Montana. Freshman guard Ebuka Okone ranks third in the nation in scoring with 27.5 points per game, and the Cardinal has forced 20.5 turnovers per game, which is good for the 13th-most in Division I this season.

PRESEASON PROJECTIONS: MSU earned a share of fifth place in the Big Sky Preseason Coaches' Poll and was picked sixth in the media poll ahead of the 2025-26 season.

LOGIE CONTINUES HIS WINNING WAYS: Montana State head coach Matt Logie is no stranger to winning, owning a 309-96 (.763) career head coaching record across all NCAA divisions. Logie's 309 victories rank second among active Division I head coaches 45 years old or younger behind first-year Iowa head coach Ben McCollum with 427.

THE MATT LOGIE FILE: Third-year MSU head coach Matt Logie has taken his teams to the NCAA Tournament in 12 of his 14 seasons as a head coach, and is believed to be just the second men's coach in history to lead teams to the Big Dance at the Division I, Division II, and Division III levels (Tobin Anderson). Logie ranks 27th in NCAA men's basketball history in career winning percentage (.763) and is 13th among active head coaches. Logie came to Montana State after four seasons at Point Loma (Division II), where his teams rolled up an 82-23 record with three conference championships, and eight seasons at Whitworth (Division III), where his teams went 194-35.



@msubobcatsmbb



@MSUBobcatsMBB



/MSUBobcatsMBB

RADIO/TV ROSTER



#0
Davian Brown
Gr. - Pasadena, Calif.
6-3 | Guard



#1
Patrick McMahon
R-Sr. - Palmer, Alaska
6-7 | Guard



#2
Howie Keene
Fr. - The Woodlands, Texas
6-7 | Guard



#3
CJ Purdie
Fr. - Davidson, N.C.
6-4 | Guard



#4
Cavin Holden
Jr. - Longview, Wash.
6-2 | Guard



#5
Jeremiah Davis
R-Jr. - Compton, Calif.
6-4 | Guard




#7
Christian King
R-So. - Kirkland, Wash.
6-8 | Forward



#12
Seth Amunrud
Jr. - Bozeman, Mont.
6-3 | Guard




#14
James Stewart
Fr. - Chandler, Ariz.
6-8 | Forward



#15
Grayson Gaddis
R-Fr. - Salt Lake City, Utah
6-7 | Forward



#21
Chris Hodges
Gr. - Schaumburg, Ill.
6-9 | Forward



#22
Calum Rutherford
R-So. - Sebastopol, Calif.
6-11 | Forward




#24
Jed Miller
Sr. - Agoura Hills, Calif.
6-2 | Guard



#35
Waka Mbatch
R-So. - Serekunda, Gambia
6-10 | Forward



#44
Jaden Steppe
So. - Tualatin, Ore.
6-8 | Forward



HC
Matt Logie
Third season



AC
Zach Payne
Third season



AC
Sam Scholl
Third season



AC
Xavier Bishop
Second season

ROSTERS

NUMERICAL

No.	Name	Pos.	Yr.	Ht.	Wt.	Hometown (Previous School/Team)
0	Davian Brown	G	Gr.	6-3	180	Pasadena, Calif. (Biola)
1	Patrick McMahon	G	R-Sr.	6-7	200	Palmer, Alaska (Colony HS)
2	Howie Keene	G	Fr.	6-7	195	The Woodlands, Texas (The Woodlands Christian Acad.)
3	CJ Purdie	G	Fr.	6-4	185	Davidson, N.C. (Combine Academy)
4	Cavin Holden	G	Jr.	6-2	175	Longview, Wash. (Central Washington)
5	Jeremiah Davis	G	R-Jr.	6-4	185	Compton, Calif. (Fullerton College)
7	Christian King	F	R-So.	6-8	210	Kirkland, Wash. (Washington)
12	Seth Amunrud	G	Jr.	6-3	175	Bozeman, Mont. (Dawson CC)
14	James Steward	F	Fr.	6-8	210	Chandler, Ariz. (Marcos de Niza HS)
15	Grayson Gaddis	F	R-Fr.	6-7	215	Salt Lake City, Utah (Highland HS)
21	Chris Hodges	F	Gr.	6-9	240	Schaumburg, Ill. (Wisconsin)
22	Calum Rutherford	F	R-So.	6-11	225	Sebastopol, Calif. (Analy HS)
24	Jed Miller	G	Sr.	6-2	185	Agoura Hills, Calif. (Southern California Academy)
35	Waka Mbatch	F	R-So.	6-10	225	Serekunda, Gambia (Florida State)
44	Jaden Steppe	F	So.	6-8	220	Tualatin, Ore. (Colorado State)

ALPHABETICAL

No.	Name	Pos.	Yr.	Ht.	Wt.	Hometown (Previous School/Team)
12	Seth Amunrud	G	Jr.	6-3	175	Bozeman, Mont. (Dawson CC)
0	Davian Brown	G	Gr.	6-3	180	Pasadena, Calif. (Biola)
5	Jeremiah Davis	G	R-Jr.	6-4	185	Compton, Calif. (Fullerton College)
15	Grayson Gaddis	F	R-Fr.	6-7	215	Salt Lake City, Utah (Highland HS)
21	Chris Hodges	F	Gr.	6-9	240	Schaumburg, Ill. (Wisconsin)
4	Cavin Holden	G	Jr.	6-2	175	Longview, Wash. (Central Washington)
2	Howie Keene	G	Fr.	6-7	195	The Woodlands, Texas (The Woodlands Christian Acad.)
7	Christian King	F	R-So.	6-8	210	Kirkland, Wash. (Washington)
35	Waka Mbatch	F	R-So.	6-10	225	Serekunda, Gambia (Florida State)
1	Patrick McMahon	G	R-Sr.	6-7	200	Palmer, Alaska (Colony HS)
24	Jed Miller	G	Sr.	6-2	185	Agoura Hills, Calif. (Southern California Academy)
3	CJ Purdie	G	Fr.	6-4	185	Davidson, N.C. (Combine Academy)
22	Calum Rutherford	F	R-So.	6-11	225	Sebastopol, Calif. (Analy HS)
44	Jaden Steppe	F	So.	6-8	220	Tualatin, Ore. (Colorado State)
14	James Steward	F	Fr.	6-8	210	Chandler, Ariz. (Marcos de Niza HS)

HEAD COACH

Matt Logie (Lehigh, 2003)

ASSISTANT COACHES

Zach Payne (Whitworth, 2014)

Sam Scholl (San Diego, 2001)

Xavier Bishop (Montana State, 2022)

Director of Basketball Operations

Shamrock Campbell (Point Loma, 2023)

PRONUNCIATION GUIDE

#1 Patrick McMahon: mick-MAN

#4 Cavin Holden: CAV-in

#12 Seth Amunrud: OMMON-rude (like "common")

#35 Waka Mbatch: WALK-uh um-BATCH

#44 Jaden Steppe: step

QUICK FACTS

General Information

Name: Montana State University

Founded: 1893

Enrollment: 17,165 (Fall 2025)

Colors: Blue (PMS 281) and Gold (PMS 465)

Nickname: Bobcats

Home Facility: Worthington Arena (6,772)

Opened: 1957

Conference: Big Sky Conference (Since 1963-64)

Affiliation: NCAA Division I

President: Dr. Brock Tessmann

Director of Athletics: Leon Costello

Athletic Department Phone: 406-994-4221

History

First Year of Basketball: 1901-02 (124th season)

Record All-Time: 1,676-1,412

Regular Season Conference Championships: 16

Last: 2021-22 Season

Big Sky Conference Tournament Championships: 5

Last: 2023-2024 Season

NCAA Division I Tournament Appearances: 6

Last: 2023-2024 Season

Team Information

Head Coach: Matt Logie (Lehigh, 2003)

Assistant Coach: Zach Payne (Whitworth, 2014)

Assistant Coach: Sam Scholl (San Diego, 2001)

Assistant Coach: Xavier Bishop (Montana State, 2022)

Director of Operations: Shamrock Campbell (3rd season)

Strength Coach: John Sauer (8th season)

Athletic Trainer: Jordan Hagenbucher (3rd season)

Basketball Contact: Pershelle Rohrer (1st season)

Office: 406-994-5349

Email: pershelle.rohrer@msubobcats.com

Team Overview

Overall Record (2024-25): 15-18

Big Sky Record (2024-25): 9-9 (5th)

Big Sky Tournament: Semifinals, L, 72-45, vs N. Colo.

Letterwinners Returning/Lost: 5/9

Starters Returning/Lost: 1/4

Newcomers: 10

24-25 BIG SKY STANDINGS

School	Conf.	Overall
Northern Colorado	15-3	25-10
Montana	15-3	25-10
Portland State	11-7	19-13
Idaho State	10-8	15-15
Montana State	9-9	15-18
Idaho	8-10	14-19
Northern Arizona	8-10	18-16
Eastern Washington	6-12	10-22
Weber State	5-13	12-22
Sacramento State	3-15	7-25

2025-26 MONTANA STATE ROSTER

No.	Name	Pos.	Ht.	Wt.	Yr.	Hometown (Previous Program)
0	Davian Brown	G	Gr.	6-3	180	Pasadena, Calif. (Biola)
1	Patrick McMahon	G	R-Sr.	6-7	200	Palmer, Alaska (Colony HS)
2	Howie Keene	G	Fr.	6-7	195	The Woodlands, Texas (The Woodlands Christian Acad.)
3	CJ Purdie	G	Fr.	6-4	185	Davidson, N.C. (Combine Academy)
4	Cavin Holden	G	Jr.	6-2	175	Longview, Wash. (Central Washington)
5	Jeremiah Davis	G	R-Jr.	6-4	185	Compton, Calif. (Fullerton College)
7	Christian King	F	R-So.	6-8	210	Kirkland, Wash. (Washington)
12	Seth Amunrud	G	Jr.	6-3	175	Bozeman, Mont. (Dawson CC)
14	James Steward	F	Fr.	6-8	210	Chandler, Ariz. (Marcos de Niza HS)
15	Grayson Gaddis	G	R-Fr.	6-7	215	Salt Lake City, Utah (Highland HS)
21	Chris Hodges	F	Gr.	6-9	240	Schaumburg, Ill. (Wisconsin)
22	Calum Rutherford	F	R-So.	6-11	225	Sebastopol, Calif. (Analy HS)
24	Jed Miller	G	Sr.	6-2	185	Agoura Hills, Calif. (Southern California Academy)
35	Waka Mbatch	F	R-So.	6-10	225	Serekunda, Gambia (Florida State)
44	Jaden Steppe	F	So.	6-8	220	Tualatin, Ore. (Colorado State)

Pronunciation Guide

#1 Patrick McMahon: mick-MAN

#4 Cavin Holden: CAV-in

#12 Seth Amunrud: OMMON-rude (like "common")

#35 Waka Mbatch: WALK-uh um-BATCH

#44 Jaden Steppe: step

SPECIALTY STATISTICS

MSU'S Record in 2025-26 When...

At Home: 1-1

On Road: 0-1

Neutral: 0-0

Leading At The Half: 1-1

Trailing At The Half: 0-0

Tied at Halftime: 0-1

MSU out-rebounds opponent: 1-0

Opponent out-rebounds MSU: 0-2

MSU/Opponent tie in rebounds: 0-0

MSU has more turnovers: 0-1

Opponent has more turnovers: 1-1

MSU/Opponent tie in turnovers: 0-0

Game decided by 1-5 points: 0-1

MSU scores less than 60 points: 0-0

MSU scores 60-69 points: 0-0

MSU scores 70-79 points: 0-2

MSU scores 80+ points: 1-0

MSU allows less than 60 points: 1-0

MSU allows 60-69 points: 0-0

MSU allows 70-79 points: 0-1

MSU allows 80+ points: 0-1

MSU in Overtime: 0-0

In November: 1-2

In December: 0-0

In January: 0-0

In February: 0-0

In March: 0-0

On Monday: 0-1

On Tuesday: 0-0

On Wednesday: 0-0

On Thursday: 0-0

On Friday: 0-0

On Saturday: 0-0

On Sunday: 0-1

Day Games: 0-1

Night Games: 1-1

Returning production from '24-'25:

Percent of Scoring Returning: 20.4%

Percent of Rebounding Returning: 20.8%

Percent of Assists Returning: 26.2%

CAT TRACKS

+ Montana State and Stanford are set to square off for the first time in 50 years when the Cats make the trek to Maples Pavilion on Wednesday. The two teams last faced off on Dec. 8, 1975, when the Cardinal defeated the Bobcats, 95-76, in Palo Alto, Calif. Wednesday marks the two teams' third-ever meeting and second matchup in California.

+ Stanford is opening its season against three-straight Big Sky Conference opponents. The Cardinal also faced three Big Sky Conference squads during the 2023-24 season, going 3-0 against those teams. Stanford's last loss against a Big Sky opponent came against Portland State, 87-78, in the PK80 Invitational on Nov. 26, 2017.

+ The Bobcats will face Power Four opponents Colorado (Big 12) and Stanford (ACC) in their first two road contests of the season, marking MSU's first occurrence of facing Power conference opponents in their opening two road games since the 2011-12 season. Montana State fell to Arizona State, 78-72, on Nov. 11 before triumphing over Utah, 70-64, in its second road contest of the season on Nov. 19. Both of MSU's opponents were members of the Pac-12.

+ Montana State is no stranger to tough competition, taking on four Power Four opponents during the 2024-25 season. The Bobcats earned their last win over a Power conference team on Nov. 16, 2023, when they defeated California, 63-60, in Berkeley.

+ Three Bobcats reached career milestones in Montana State's 75-73 loss to Denver on Nov. 9. Junior Cavin Holden tallied the 700th point and 200th assist of his collegiate career, Patrick McMahon surpassed 500 career points with his opening bucket against the Pioneers, and Davian Brown played in his 150th career college basketball game.

+ The Bobcats rewrote the record books against Northwest Indian College on Nov. 5, posting the third-highest field goal percentage (64.7%) and third-most three-pointers made in a game in school history (21) while matching MSU's records for fifth-highest field goal total (44), eighth-highest scoring effort (114), and ninth-most steals (15) in a game.

+ Montana State's 21 three-pointers against Northwest Indian College marked the Cats' first time making 20 or more threes in a game since Dec. 16, 2023, when they drained 20 against SAGU American Indian College. It was also MSU's highest three-point total since the Bobcats made 23 against Northwest Indian College on Dec. 27, 2022 en route to a 144-59 win. 144 points is the program record for points in a game.

+ With the Bobcats' win over Northwest Indian College on Nov. 5, Montana State has now won seven-straight home openers dating back to the 2019-20 season. The Bobcats' last home-opening loss came against Utah State, 101-71, to open the 2018-19 campaign.

+ Three Bobcats made their first career starts in the season opener at Colorado on Nov. 3. Senior Jed Miller received the first starting nod of his 72-game Bobcat career while Christian King and Chris Hodges also started for the first time in their MSU debuts. Central Washington transfer Cavin Holden and Bobcat returner Patrick McMahon rounded out the Cats' new-look starting five against Colorado.

+ Montana State debuts a new-look lineup in 2025-26 with 10 newcomers joining five returning Bobcats on the 15-man roster. Redshirt senior Patrick McMahon and senior Jed Miller lead a crop of returners that also features redshirt junior Jeremiah Davis, who missed most of last season with an injury, redshirt sophomore Calum Rutherford, and redshirt freshman Grayson Gaddis. MSU's seven-member transfer class includes Davian Brown (Biola), Cavin Holden (Central Washington), Christian King (Washington), Seth Amunrud (Dawson CC), Chris Hodges (Wisconsin), Waka Mbatch (Florida State) and Jaden Steppe (Colorado State). Freshmen Howie Keene, CJ Purdie, and James Steward round out the 2025-26 Bobcat roster.

+ Montana State faces two teams coming off of NCAA Tournament appearances in 2024-25, including at-large selection Utah State (Nov. 29) and defending Big Sky Champion Montana (Jan. 17 & Feb. 14). Both teams fell to Big Ten opponents in the Round of 64 as the No. 10 Aggies were ousted by No. 7 UCLA, 72-47, and No. 14 Montana fell to current Bobcat Chris Hodges and the No. 3 Badgers, 85-66.

+ Three current Bobcats have played in at least one NCAA Tournament game, and two others were members of teams that reached the tournament while they were on the roster. Patrick McMahon scored seven points in eight minutes against Texas Tech during the 2022 Round of 64, Chris Hodges appeared in NCAA Tournament games for Wisconsin in three-straight years from 2023-25, and Jed Miller recorded an assist in MSU's First Four game against Grambling State in 2024. Jaden Steppe played in seven games as a member of Colorado State's Mountain West Championship team in 2024-2025, and Calum Rutherford redshirted during Montana State's most recent Big Sky Championship year in 2023-24.

+ The Cats concluded the 2024-25 season with a 15-18 record, including a 9-9 mark in conference play. Montana State finished fifth in the Big Sky regular season standings and defeated No. 4 Idaho State in dominant fashion, 80-60, in the Big Sky Tournament quarterfinals before falling to top-seeded Northern Colorado in the semis, 72-45. The defeat ended the Bobcats' run of three-straight trips to the NCAA Tournament from 2022-24, which marked the longest tournament streak by a Big Sky team since Weber State appeared in three-straight NCAA Tournaments from 1978-80.

+ Redshirt senior Patrick McMahon enjoyed a breakout year last season, tallying 18 double-figure scoring performances in 2024-25. He posted four 20-point performances off the bench in conference play, including a then-ca-

CAT TRACKS

reer-high 23 points in the regular-season finale vs Idaho on March 3, 2025. The lone starter returning from last year's team, McMahon averaged 9.9 points and 3.4 rebounds in 23.3 minutes per game last season and owns an impressive .530 career field goal percentage in 74 games and counting as a Bobcat.

+ Jed Miller entered his fourth year in Bozeman with 71 games under his belt, one short of Patrick McMahon's 72 for the most among active players in a Bobcat uniform. Miller led MSU in steals last season with 43 while also dishing 74 assists in 33 games.

+ Junior guard Cavin Holden was a prolific scorer at the Division II level for Central Washington, averaging 15.1 points per game on 47.6% shooting during the 2024-25 season, including a 43.8% mark from deep. Holden tallied 674 points in just two seasons at CWU and earned Great Northwest Athletic Conference (GNAC) Player of the Year honors during his sophomore season.

+ Davian Brown joins the Bobcats for his final year of collegiate eligibility in 2025-26, following in the footsteps of his older brother Darius, who played on MSU's Big Sky Championship and NCAA Tournament team in 2022-23. Darius played in 33 of 34 games and averaged 9.1 points on 46.5% shooting, 4.4 rebounds, and 4.9 assists per game en route to Big Sky Defensive Player of the Year honors and a Third-Team All-Conference Selection. Davian averaged 15.6 points per game last season at Division II Biola and enters the 2025-26 season with a total of 1,915 points scored across his five-year collegiate career at Biola (D-II), Lewis-Clark State (NAIA), and The Master's University (NAIA).

+ Chris Hodges provides 40 games of Big Ten experience for the Bobcats as a graduate transfer from Wisconsin. He was the Badgers' 2024 recipient of the Big Ten Sportsmanship Award during his third year in Madison.

+ Washington transfer Christian King adds another 20 games of Power Four experience from his time in the Big Ten, tallying 50 points and 31 rebounds during his redshirt freshman season in 2024-25. His father, Rich King, was drafted by the Seattle SuperSonics with the 14th pick in the 1991 NBA Draft.

+ Jeremiah Davis rejoins the Bobcats' rotation after missing the final 20 games of the 2024-25 season due to injury. During his eight-game stint with the Cats last season, Davis scored in double figures twice (vs. Northwest Indian, Nov. 11; at USC, Dec. 15).

+ Bozeman native Seth Amunrud returns home for his junior season after two years at Dawson Community College, where he was an NJCAA Second-Team All-American this past season after averaging 21.1 points per game and shooting 55.2% from the field, 46.8% from three, and 88.7% from the line.

+ Montana State was picked for a share of fifth in the Big Sky Preseason Coaches' Poll and sixth in the Big Sky Preseason Media Poll.

+ Logie's 309-96 career mark in 14 seasons is good for a .763 winning percentage, 13th-best among active coaches at four-year schools and the 27th-highest winning percentage in the history of all NCAA men's college basketball coaches. Logie's teams have qualified for the NCAA Tournament in 12 of his 14 years as a head coach at three different institutions, and his teams have won at least 21 games in every season save two he has coached in his career.

INSIDE THE MATCHUP

	Montana State	Stanford
Overall Record	1-2	2-0
Conference Record	0-0	0-0
Scoring Average	88.3	90.0
Scoring Defense	67.7	73.5
Scoring Margin	+20.7	+16.5
Field Goal Percentage	.557	.463
FG Percentage Defense	.506	.455
3-Point FG %	.409	.348
3-Point FG % Defense	.257	.404
Free Throw Percentage	.742	.745
Rebounding Average	30.3	37.5
Rebounding Margin	+3.3	+4.5
Assists Average	14.0	11.0
Turnover Average	10.0	11.0
Turnovers Forced Average	14.3	20.5
Assist/Turnover Ratio	1.4	1.0
Steals Average	9.7	11.5
Blocks Average	1.7	4.0

All-Time Meetings (Previous 10 Games)

Date	W/L	Site
12/8/75	L, 76-95.....	Palo Alto, Calif.
1/6/37	L, 28-66	Bozeman

All-Time Matchup Breakdown

Overall: 0-2
 In Bozeman: 0-1
 At Opponent: 0-1
 At Neutral Site: 0-0
 Most MSU Points: 76
 Most Opp Points: 95
 Fewest MSU Points: 28
 Fewest Opp Points: 66
 Largest MSU Margin: N/A
 Largest Opp Margin: 38
 Last MSU Win: N/A
 Last Opp Win: 1975
 Current Streak: L2
 Longest MSU Win Streak: N/A
 Longest Opp Win Streak: 2
 In Overtime: 0-0

LAST TIMES

The Last Time MSU...

Scored 125 points or more: 144 vs. NW Indian (Dec. 17, 2022)
Scored 100 points or more: 114 vs. NW Indian (Nov. 5, 2025)
Scored 50 points or less: 45 vs. N. Colo. (March 11, 2025)
Shot 60% or better from the field: 64.7% vs. NW Indian (Nov. 5, 2025)
Shot 80% or better in a half: 80% vs. EWU (1st Half - Jan. 12, 2002)
Shot 70% or better in a half: 70% vs. ISU (2nd Half - Jan. 6, 2022)
Shot 25% or less from the field: 23.6% vs. N. Colo. (March 11, 2025)
Shot 20% or less from the field: 19.7% at Kentucky (Nov. 23, 2014)
Hit 15 3-pointers: 21 vs. Northwest Indian (Nov. 5, 2025)
Didn't make a 3-pointer: at Idaho (Feb. 26, 2021)
Made 2 or fewer 3-pointers: 1 at Denver (Nov. 17, 2024)
Shot 30 3-pointers: 40 vs. Northwest Indian (Nov. 5, 2025)
Shot 40 3-pointers: 40 vs. Northwest Indian (Nov. 5, 2025)
Attempted 50 free throws: 56 vs. Nevada (Dec. 11, 2000)
Made 30 free throws: 30 vs. Weber State (Dec. 30, 2021)
Had 50 rebounds: 53 vs. Eastern Washington (Jan. 27, 2022)
Had 30 assists: 30 vs. NW Indian (Dec. 17, 2022)
Had 15 steals: 15 vs. Northwest Indian (Nov. 5, 2025)
Had 20 turnovers or more: 20 vs. Arizona (Dec. 20, 2022)
Had 5 turnovers or less: 5 vs. NW Indian (Nov. 11, 2024)
Forced 35 turnovers: 36 vs. Mary (Dec. 22, 2003)
Forced 30 turnovers: 31 vs. Weber State (Jan. 15, 2004)
Had two players with 30 points: Hall (36)/Frey (30) at SUU (Dec. 28, 2017)
Had five players with 10 points: 5 at EWU (March 2, 2024)
Had six players with 10 points: 6 at Portland St. (Jan. 27, 2024)
Had two players with 20 points: Patterson (26)/Mullins (20) at Sacramento State (March 1, 2025)

The Last Time an Opponent...

Scored 100 points or more: 108 by EWU (March 2, 2024)
Scored 40 points or less: 35 by NW Indian (Nov. 11, 2024)
Scored 35 points or less: 35 by NW Indian (Nov. 11, 2024)
Shot 70% or better from the field: 70% by Portland State (Feb. 28, 2008)
Shot 65% or better from the field: 69.2% by South Dakota State (Jan. 6, 2024)
Shot 30% or less from the field: 23.6% by NW Indian (Nov. 11, 2024)
Shot 80% or better in a half: 80% by Northern Colorado (Feb. 15, 2014)
Shot 75% or better in a half: 75% by South Dakota State (Jan. 6, 2024)
Hit 12 3-pointers: 14 by Portland State (Jan. 27, 2024)
Shot 30 3-pointers: 32 by Montana (Feb. 17, 2024)
Attempted 50 free throws: 54 by Louisiana (Nov. 14, 2016)
Made 30 free throws: 33 by Southern Utah (Dec. 16, 2023)
Had 50 rebounds: 53 by Kentucky (Nov. 23, 2014)
Had 30 assists: 30 by Arkansas (Nov. 21, 2018)
Had 10 steals: 11 by SAGU American Indian (Dec. 16, 2023)
Had five players with 10 points: 5 by Colorado (Nov. 3, 2025)
Had two players with 20 points: Martinelli/Barnhizer, Northwestern (Nov. 19, 2024)

The Last Time a Bobcat Had...

40 points: 42 by Tyler Hall, vs. Milwaukee (Dec. 5, 2016)
30-39 points: 31 by Brandon Walker at UC Riverside (Dec. 18, 2024)
5 3-pointers: 6 by Davian Brown vs. Northwest Indian (Nov. 5, 2025)
15 rebounds: 16 by Jubrile Belo at Montana (Feb. 27, 2022)
10 assists: 16 by Darius Brown II vs. Middle Tenn. (Nov. 27, 2022)
5 steals: 6 by Jed Miller vs. Northern Colorado (March 11, 2025)
5 blocks: 5 by Jubrile Belo vs. SEMO (Nov. 28, 2021)

The Last Time an Opponent Had...

40 points: 46 by Jerrick Harding, Weber State (March 3, 2018)
30-39 points: 30 by Harley Upton vs. SAGU Am. Indian (Dec. 16, 2023)
15 rebounds: 17 by Carson Towt, Northern Arizona (Jan. 11, 2024)
10 assists: 10 by Jovan Blacksher Jr., Grand Canyon (Nov. 19, 2019)
5 steals: 5 by Kim Aiken Jr., Eastern Washington (Jan. 18, 2020)
5 blocks: 6 by Karl-Anthony Towns, Kentucky (Nov. 23, 2014)

TEAM STATISTICS - 2025-26



2025-26 Montana St. Men's Basketball Combined Team Statistics All games

Page 1/1
as of Nov 11, 2025

Game Records

Record	Overall	Home	Away	Neutral
ALL GAMES	1-2	1-1	0-1	0-0
CONFERENCE	0-0	0-0	0-0	0-0
NON-CONFERENCE	1-2	1-1	0-1	0-0

Score by Periods

Team	1st	2nd	OT	TOT
Montana St.	125	140	0	265
Opponents	91	112	0	203

Team Box Score

No.	Player				Total		3-Point		F-Throw		Rebounds													
		GP-GS	MIN	AVG	FG-FGA	FG%	3FG-3FGA	3FG%	FT-FTA	FT%	OFF	DEF	TOT	AVG	PF	DQ	A	TO	BLK	STL	PTS	AVG		
1	MCCAHON, Patrick	2-2	47:33	23.8	15-23	.652	2-4	.500	3-3	1.000	2	4	6	3.0	4	0	2	1	0	0	35	17.5		
0	BROWN, Davian	3-1	67:04	22.4	19-28	.679	8-16	.500	1-2	.500	2	6	8	2.7	3	0	5	3	0	3	47	15.7		
24	MILLER, Jed	3-3	84:33	28.2	15-24	.625	9-17	.529	3-4	.750	7	9	16	5.3	6	0	8	1	0	10	42	14.0		
7	KING, Christian	3-3	77:35	25.9	12-29	.414	7-18	.389	3-3	1.000	3	4	7	2.3	8	0	4	6	1	4	34	11.3		
4	HOLDEN, Cavin	3-3	80:19	26.8	9-22	.409	5-13	.385	4-6	.667	1	3	4	1.3	3	0	8	3	0	3	27	9.0		
2	KEENE, Howie	1-0	23:23	23.4	3-8	.375	2-7	.286	0-0	.000	0	3	3	3.0	1	0	1	1	0	2	8	8.0		
15	GADDIS, Grayson	1-0	05:19	5.3	2-4	.500	1-3	.333	2-2	1.000	1	2	3	3.0	0	0	0	0	0	0	7	7.0		
44	STEPPE, Jaden	3-0	53:09	17.7	10-17	.588	1-6	.167	0-0	.000	3	10	13	4.3	3	0	5	1	1	1	21	7.0		
21	HODGES, Chris	3-3	68:56	23.0	8-13	.615	0-0	.000	0-3	.000	2	4	6	2.0	5	0	4	3	1	1	16	5.3		
5	DAVIS, Jeremiah	3-0	51:26	17.1	7-10	.700	1-4	.250	0-0	.000	1	1	2	0.7	7	0	4	3	1	4	15	5.0		
35	MBATCH, Waka	3-0	35:24	11.8	3-7	.429	0-0	.000	7-8	.875	3	9	12	4.0	10	1	0	5	1	1	13	4.3		
22	RUTHERFURD, Calum	1-0	05:19	5.3	0-0	.000	0-0	.000	0-0	.000	1	1	2	2.0	1	0	1	2	0	0	0	0.0		
Team											2	7	9					1						
Total		3	600		103-185	.557	36-88	.409	23-31	.742	28	63	91	30.3	51	1	42	30	5	29	265	88.3		
Opponents		3	600		80-158	.506	9-35	.257	34-53	.642	25	56	81	27.0	40	1	32	43	4	17	203	67.7		

Team Statistics

	MSU	OPP
Scoring	265	203
Points per game	88.3	67.7
Scoring margin	+20.7	-
Field goals-att	103-185	80-158
Field goal pct	.557	.506
3 point fg-att	36-88	9-35
3-point FG pct	.409	.257
3-pt FG made per game	12.0	3.0
Free throws-att	23-31	34-53
Free throw pct	.742	.642
F-Throws made per game	7.7	11.3
Rebounds	91	81
Rebounds per game	30.3	27.0
Rebounding margin	+3.3	-
Assists	42	32
Assists per game	14.0	10.7
Turnovers	30	43
Turnovers per game	10.0	14.3
Turnover margin	+4.3	-
Assist/turnover ratio	1.4	0.7
Steals	29	17
Steals per game	9.7	5.7
Blocks	5	4
Blocks per game	1.7	1.3
Winning streak	0	-
Home win streak	0	-
Attendance	4853	5771
Home games-Avg/Game	2-2427	1-5771
Neutral site-Avg/Game	-	0-0

Team Results

Date	Opponent		Score	Att.
11/03/2025	at Colorado	L	78-84	5771
11/05/2025	Northwest Indian	W	114-44	2262
11/09/2025	Denver	L	73-75	2591

POINTS-REBOUNDS-ASSISTS SUMMARY

Opponent	Date	Score		0	1	2	4	5	7	15	21	22	24	35
				BROWN,DAVI	MCMAHON,PA	KEENE,HOWI	HOLDEN,CAV	DAVIS,JERE	KING,CHRIS	GADDIS,GRA	HODGES,CHR	RUTHERFURD	MILLER,JED	MBATCH,WAK
at Colorado	11/03/2025	78-84	L	5-3-1	24-4-1	DNP	14-0-3	0-1-0	10-1-1	DNP	8-5-0	DNP	10-4-2	5-2-0
Northwest Indian	11/05/2025	114-44	W	26-2-4	DNP	8-3-1	9-0-2	9-1-4	14-5-2	7-3-0	6-1-1	0-2-1	16-7-5	4-8-0
Denver	11/09/2025	73-75	L	16-3-0	11-2-1	DNP	4-4-3	6-0-0	10-1-1	DNP	2-0-3	DNP	16-5-1	4-2-0
Opponent	Date	Score		44										
				STEPPE,JAD										
at Colorado	11/03/2025	78-84	L	2-2-0										
Northwest Indian	11/05/2025	114-44	W	15-6-4										
Denver	11/09/2025	73-75	L	4-5-1										

TEAM STATISTICS - HIGH/LOW ANALYSIS

Montana St. - Game Highs

POINTS	114 78 73	Northwest Indian (11/05/2025) at Colorado (11/03/2025) Denver (11/09/2025)
FIELD GOALS MADE	44 30	Northwest Indian (11/05/2025) Denver (11/09/2025)
FIELD GOAL ATTEMPTS	68 61	Northwest Indian (11/05/2025) Denver (11/09/2025)
FIELD GOAL PERCENTAGE	.647 (44-68) .518 (29-56)	Northwest Indian (11/05/2025) at Colorado (11/03/2025)
3 PT FG MADE	21 8	Northwest Indian (11/05/2025) Denver (11/09/2025)
3 PT FG ATTEMPTS	40 28	Northwest Indian (11/05/2025) Denver (11/09/2025)
3 PT FG PERCENTAGE	.525 (21-40) .350 (7-20)	Northwest Indian (11/05/2025) at Colorado (11/03/2025)
FREE THROWS MADE	13 5 5	at Colorado (11/03/2025) Denver (11/09/2025) Northwest Indian (11/05/2025)
FREE THROW ATTEMPTS	17 7 7	at Colorado (11/03/2025) Denver (11/09/2025) Northwest Indian (11/05/2025)
FREE THROW PERCENTAGE	.765 (13-17) .714 (5-7) .714 (5-7)	at Colorado (11/03/2025) Denver (11/09/2025) Northwest Indian (11/05/2025)
REBOUNDS	41 26	Northwest Indian (11/05/2025) at Colorado (11/03/2025)
ASSISTS	24 10	Northwest Indian (11/05/2025) Denver (11/09/2025)
STEALS	15 11	Northwest Indian (11/05/2025) Denver (11/09/2025)
BLOCKED SHOTS	2 2	Northwest Indian (11/05/2025) at Colorado (11/03/2025)
TURNOVERS	11 11	Northwest Indian (11/05/2025) at Colorado (11/03/2025)
FOULS	27 13	at Colorado (11/03/2025) Denver (11/09/2025)

Opponent - Game Highs

POINTS	84 75 44	at Colorado (11/03/2025) Denver (11/09/2025) Northwest Indian (11/05/2025)
FIELD GOALS MADE	32 27	Denver (11/09/2025) at Colorado (11/03/2025)
FIELD GOAL ATTEMPTS	55 52	Denver (11/09/2025) at Colorado (11/03/2025)
FIELD GOAL PERCENTAGE	.582 (32-55) .519 (27-52)	Denver (11/09/2025) at Colorado (11/03/2025)
3 PT FG MADE	5 3	Denver (11/09/2025) at Colorado (11/03/2025)
3 PT FG ATTEMPTS	13 12	Northwest Indian (11/05/2025) at Colorado (11/03/2025)
3 PT FG PERCENTAGE	.500 (5-10) .250 (3-12)	Denver (11/09/2025) at Colorado (11/03/2025)
FREE THROWS MADE	27 6	at Colorado (11/03/2025) Denver (11/09/2025)
FREE THROW ATTEMPTS	39 10	at Colorado (11/03/2025) Denver (11/09/2025)
FREE THROW PERCENTAGE	.692 (27-39) .600 (6-10)	at Colorado (11/03/2025) Denver (11/09/2025)
REBOUNDS	33 31	at Colorado (11/03/2025) Denver (11/09/2025)
ASSISTS	17 9	at Colorado (11/03/2025) Denver (11/09/2025)
STEALS	7 7	Northwest Indian (11/05/2025) at Colorado (11/03/2025)
BLOCKED SHOTS	3 1	at Colorado (11/03/2025) Denver (11/09/2025)
TURNOVERS	20 14	Northwest Indian (11/05/2025) Denver (11/09/2025)
FOULS	18 13	at Colorado (11/03/2025) Denver (11/09/2025)

Montana St. - Game Lows

POINTS	73 78 114	Denver (11/09/2025) at Colorado (11/03/2025) Northwest Indian (11/05/2025)
FIELD GOALS MADE	29 30	at Colorado (11/03/2025) Denver (11/09/2025)
FIELD GOAL ATTEMPTS	56 61	at Colorado (11/03/2025) Denver (11/09/2025)
FIELD GOAL PERCENTAGE	.492 (30-61) .518 (29-56)	Denver (11/09/2025) at Colorado (11/03/2025)
3 PT FG MADE	7 8	at Colorado (11/03/2025) Denver (11/09/2025)
3 PT FG ATTEMPTS	20 28	at Colorado (11/03/2025) Denver (11/09/2025)
3 PT FG PERCENTAGE	.286 (8-28) .350 (7-20)	Denver (11/09/2025) at Colorado (11/03/2025)
FREE THROWS MADE	5 5	Denver (11/09/2025) Northwest Indian (11/05/2025)
FREE THROW ATTEMPTS	7 7	Denver (11/09/2025) Northwest Indian (11/05/2025)
FREE THROW PERCENTAGE	.714 (5-7) .714 (5-7)	Denver (11/09/2025) Northwest Indian (11/05/2025)
REBOUNDS	24 26	Denver (11/09/2025) at Colorado (11/03/2025)
ASSISTS	8 10	at Colorado (11/03/2025) Denver (11/09/2025)
STEALS	3 11	at Colorado (11/03/2025) Denver (11/09/2025)
BLOCKED SHOTS	1 2 2	Denver (11/09/2025) Northwest Indian (11/05/2025) at Colorado (11/03/2025)
TURNOVERS	8 11 11	Denver (11/09/2025) Northwest Indian (11/05/2025) at Colorado (11/03/2025)
FOULS	11 13	Northwest Indian (11/05/2025) Denver (11/09/2025)

Opponent - Game Lows

POINTS	44 75 84	Northwest Indian (11/05/2025) Denver (11/09/2025) at Colorado (11/03/2025)
FIELD GOALS MADE	21 27	Northwest Indian (11/05/2025) at Colorado (11/03/2025)
FIELD GOAL ATTEMPTS	51 52	Northwest Indian (11/05/2025) at Colorado (11/03/2025)
FIELD GOAL PERCENTAGE	.412 (21-51) .519 (27-52)	Northwest Indian (11/05/2025) at Colorado (11/03/2025)
3 PT FG MADE	1 3	Northwest Indian (11/05/2025) at Colorado (11/03/2025)
3 PT FG ATTEMPTS	10 12	Denver (11/09/2025) at Colorado (11/03/2025)
3 PT FG PERCENTAGE	.077 (1-13) .250 (3-12)	Northwest Indian (11/05/2025) at Colorado (11/03/2025)
FREE THROWS MADE	1 6	Northwest Indian (11/05/2025) Denver (11/09/2025)
FREE THROW ATTEMPTS	4 10	Northwest Indian (11/05/2025) Denver (11/09/2025)
FREE THROW PERCENTAGE	.250 (1-4) .600 (6-10)	Northwest Indian (11/05/2025) Denver (11/09/2025)
REBOUNDS	17 31	Northwest Indian (11/05/2025) Denver (11/09/2025)
ASSISTS	6 9	Northwest Indian (11/05/2025) Denver (11/09/2025)
STEALS	3 7 7	Denver (11/09/2025) Northwest Indian (11/05/2025) at Colorado (11/03/2025)
BLOCKED SHOTS	0 1	Northwest Indian (11/05/2025) Denver (11/09/2025)
TURNOVERS	9 14	at Colorado (11/03/2025) Denver (11/09/2025)
FOULS	9 13	Northwest Indian (11/05/2025) Denver (11/09/2025)

TEAM STATISTICS - GAME BY GAME

				Total		3-Pointers		Free throws		Rebounds											
Opponent	Date	Score		FG-FGA	PCT	3FG-3FGA	PCT	FT-FTA	PCT	OFF	DEF	TOT	AVG	PF	A	TO	BLK	STL	PTS	AVG	
at Colorado	11/03/2025	78-84	L	29-56	.518	7-20	.350	13-17	.765	6	20	26	26.0	27	8	11	2	3	78	78.0	
Northwest Indian	11/05/2025	114-44	W	44-68	.647	21-40	.525	5-7	.714	13	28	41	33.5	11	24	11	2	15	114	96.0	
Denver	11/09/2025	73-75	L	30-61	.492	8-28	.286	5-7	.714	9	15	24	30.3	13	10	8	1	11	73	88.3	
Total		265		103-185	.557	36-88	.409	23-31	.742	28	63	91	30.3	51	42	30	5	29	265	88.3	
Opponents		203		80-158	.506	9-35	.257	34-53	.642	25	56	81	27.0	40	32	43	4	17	203	67.7	

Montana St. Averages

Games Played	Points/game	FG Pct	3FG Pct	FT Pct	Rebounds/game	Assists/game	Turnovers/game	Assist/Turnover ratio	Steals/game	Blocks/game
3	88.3	55.7	40.9	74.2	30.3	14.0	10.0	1.4	9.7	1.7

OPPONENT STATISTICS - GAME BY GAME

				Total		3-Pointers		Free throws		Rebounds											
Opponent	Date	Score		FG-FGA	PCT	3FG-3FGA	PCT	FT-FTA	PCT	OFF	DEF	TOT	AVG	PF	A	TO	BLK	STL	PTS	AVG	
at Colorado	11/03/2025	78-84	L	27-52	.519	3-12	.250	27-39	.692	11	22	33	33.0	18	17	9	3	7	84	84.0	
Northwest Indian	11/05/2025	114-44	W	21-51	.412	1-13	.077	1-4	.250	5	12	17	25.0	9	6	20	0	7	44	64.0	
Denver	11/09/2025	73-75	L	32-55	.582	5-10	.500	6-10	.600	9	22	31	27.0	13	9	14	1	3	75	67.7	
Total		203		80-158	.506	9-35	.257	34-53	.642	25	56	81	27.0	40	32	43	4	17	203	67.7	
Montana St.		265		103-185	.557	36-88	.409	23-31	.742	28	63	91	30.3	51	42	30	5	29	265	88.3	

Opponents Averages

Games Played	Points/game	FG Pct	3FG Pct	FT Pct	Rebounds/game	Assists/game	Turnovers/game	Assist/Turnover ratio	Steals/game	Blocks/game
3	67.7	50.6	25.7	64.2	27.0	10.7	14.3	0.7	5.7	1.3

INDIVIDUAL SINGLE GAME HIGHS

POINTS	26		Davian Brown vs Northwest Indian (11/05/2025)
	24		Patrick McMahon at Colorado (11/03/2025)
	16		Jed Miller vs Denver (11/09/2025)
	16		Davian Brown vs Denver (11/09/2025)
	16		Jed Miller vs Northwest Indian (11/05/2025)
FIELD GOALS MADE	10		Davian Brown vs Northwest Indian (11/05/2025)
	10		Patrick McMahon at Colorado (11/03/2025)
FIELD GOAL ATTEMPTS	13		Patrick McMahon at Colorado (11/03/2025)
	12		Davian Brown vs Denver (11/09/2025)
	12		Davian Brown vs Northwest Indian (11/05/2025)
FIELD GOAL PERCENTAGE (min 5 made)	.875	(7-8)	Jaden Steppe vs Northwest Indian (11/05/2025)
	.833	(10-12)	Davian Brown vs Northwest Indian (11/05/2025)
3 PT FG MADE	6		Davian Brown vs Northwest Indian (11/05/2025)
	4		Jed Miller vs Denver (11/09/2025)
	4		Jed Miller vs Northwest Indian (11/05/2025)
3 PT FG ATTEMPTS	8		Jed Miller vs Northwest Indian (11/05/2025)
	8		Davian Brown vs Northwest Indian (11/05/2025)
3 PT FG PERCENTAGE (min 2 made)	.800	(4-5)	Jed Miller vs Denver (11/09/2025)
	.750	(6-8)	Davian Brown vs Northwest Indian (11/05/2025)
	.750	(3-4)	Cavin Holden vs Northwest Indian (11/05/2025)
FREE THROWS MADE	3		Patrick McMahon at Colorado (11/03/2025)
	3		Jed Miller at Colorado (11/03/2025)
	3		Waka Mbatch at Colorado (11/03/2025)
FREE THROW ATTEMPTS	4		Waka Mbatch at Colorado (11/03/2025)
	3		Patrick McMahon at Colorado (11/03/2025)
	3		Chris Hodges at Colorado (11/03/2025)
	3		Jed Miller at Colorado (11/03/2025)
FREE THROW PERCENTAGE (min 3 made)	1.000	(3-3)	Patrick McMahon at Colorado (11/03/2025)
	1.000	(3-3)	Jed Miller at Colorado (11/03/2025)
REBOUNDS	8		Waka Mbatch vs Northwest Indian (11/05/2025)
	7		Jed Miller vs Northwest Indian (11/05/2025)
ASSISTS	5		Jed Miller vs Northwest Indian (11/05/2025)
	4		Jeremiah Davis vs Northwest Indian (11/05/2025)
	4		Jaden Steppe vs Northwest Indian (11/05/2025)
	4		Davian Brown vs Northwest Indian (11/05/2025)
STEALS	4		Jed Miller vs Denver (11/09/2025)
	4		Jed Miller vs Northwest Indian (11/05/2025)
BLOCKED SHOTS	1		Waka Mbatch vs Denver (11/09/2025)
	1		Chris Hodges vs Northwest Indian (11/05/2025)
	1		Jaden Steppe vs Northwest Indian (11/05/2025)
	1		Christian King at Colorado (11/03/2025)
	1		Jeremiah Davis at Colorado (11/03/2025)
TURNOVERS	3		Christian King at Colorado (11/03/2025)
	2		Waka Mbatch vs Denver (11/09/2025)
	2		Christian King vs Denver (11/09/2025)
	2		Waka Mbatch vs Northwest Indian (11/05/2025)
	2		Calum Rutherford vs Northwest Indian (11/05/2025)
	2		Jeremiah Davis vs Northwest Indian (11/05/2025)
	2		Davian Brown vs Northwest Indian (11/05/2025)
	2		Chris Hodges at Colorado (11/03/2025)
	2		Cavin Holden at Colorado (11/03/2025)
FOULS	5		Waka Mbatch at Colorado (11/03/2025)
	4		Jed Miller at Colorado (11/03/2025)



Head Coach

Matt Logie

Third Season

Hometown: Mercer Island, Wash.

Alma Mater: Lehigh, 2003

Matt Logie enters his third year at the helm of the Montana State men's basketball program in 2025-26.

Logie's 308-94 career mark in 14 seasons is good for a .766 winning percentage, 11th-best among active coaches at four-year schools and the 23rd-highest winning percentage in the history of all NCAA men's college basketball coaches.

Logie's teams have qualified for the NCAA Tournament in 12 of his 14 years as a head coach at three different institutions, and his teams have won at least 21 games in every season save two he has coached in his career.

Logie is believed to be only the second men's coach in college basketball history to lead a team to the NCAA Tournament at the Division I, Division II, and Division III levels (Tobin Anderson).

In 2023-24, Logie was named a finalist for Joe B. Hall National Coach of the Year, which is presented annually to the top rookie, first-year head coach in Division I college

basketball, after orchestrating the Bobcats' third straight Big Sky championship title and third straight trip to the NCAA Tournament.

The native of Mercer Island, Washington, took the reigns at Montana State on April 17, 2023, the last hire of the Division I men's coaching cycle, and was tasked with reloading a team that had lost four starters and 78.6% of the Cats' scoring output from a year prior.

The Cats took down the University of California on November 16, 2023, Logie's first Division I win and the program's first road victory over a Power Five opponent since 2011. Montana State would finish fifth in the Big Sky, tallying wins over each of the top four teams in the conference while going 9-9 in Big Sky play. Montana State's 70-60 home win over Eastern Washington on February 1, 2023, snapped the Eagles' seven-game unbeaten streak to start Big Sky Conference play. The Cats finished the regular season with a 76-64 win over Weber State on ESPN2.

At the Big Sky Tournament in Boise, Montana State defeated No. 4 Weber State in the Big Sky quarterfinals and No. 10 Sacramento State in the semifinals to set up a showdown with No. 3 Montana in the Big Sky Championship game--the first time the rivals had met in the title contest since 1986.

Year-by-Year as Head Coach				
Year	School	Position	W-L	Conf.Postseason
2011-12	Whitworth	1st	26-4	NWC Champs
2012-13	Whitworth	1st	26-4	NWC Champs
2013-14	Whitworth	1st	23-6	NWC Champs
2014-15	Whitworth	1st	25-4	NWC Champs
2015-16	Whitworth	1st	26-2	NWC Champs
2016-17	Whitworth	2nd	23-5	
2017-18	Whitworth	2nd	24-4	NWC Champs
2018-19	Whitworth	2nd	21-6	
2019-20	Point Loma	2nd	24-6	PacWest Champs
2020-21	Point Loma	2nd	8-3	
2021-22	Point Loma	1st	21-10	PacWest Champs
2022-23	Point Loma	1st	29-4	PacWest Champs
2023-24	Montana State	5th	17-18	Big Sky Champs
2024-25	Montana State	5th	15-18	
2025-26	Montana State		1-2	
			309-96 (.763)	

The Cats' 85-70 win over the Griz sent Montana State dancing, with the Cats being the lowest seeded team to win the Big Sky Tournament since 1994. A week later, Montana State came within a few minutes of the program's first-ever NCAA Tournament win, ultimately falling to Grambling State in overtime, 88-81, at the First Four in Dayton, Ohio.

Logie helped develop the talents of 2024 Big Sky Tournament MVP Robert Ford III, who was named Big Sky Defensive Player of the Year, First Team All-Big Sky, NABC Second Team All-District, and Big Sky All-Defensive Team after finishing second in the country in steals with a program-record 100 thefts. One year after averaging 4.4 points and 3.2 rebounds in 2022-23, Ford averaged 16.2



shooting a career-best 48.9% from the field and 44.0% from beyond the three-point line.

Additionally, forward Brandon Walker earned Honorable Mention All-Big Sky honors after ranking 11th in the conference in scoring (13.1 ppg) and third in field goal percentage (56.3%).

Logie arrived at Montana State after four seasons at Point Loma in California, where his teams rolled up an 82-23 record with three conference championships. Logie also spent eight seasons at Whitworth University in Spokane (2011-19), where his Pirates compiled a 194-35 record.

Logie capped his four seasons at Point Loma in 2022-23 with a 29-4 season, including a 20-0 PacWest Conference record. His Sea Lions teams won PacWest regular season titles in 2022 and 2023, and won the league tournament in 2020 and 2023.

In 2022-23, Logie was named both the PacWest and NABC DII West District Coach of the Year as Point Loma became the first team in PacWest history to finish the conference regular season a perfect 20-0. PLNU earned the No. 1 seed in the NCAA West Regional for the second time in program history, before reaching the regional championship game which the Sea Lions lost to No. 6 and national semifinalist Cal State San Bernardino, 83-89.

In that game, PLNU fought back from a double-digit deficit to tie the game with under a minute remaining despite being down injured All-West Region and First Team All-PacWest selection Luke Haupt and having All-American Kaden Anderson hobbled after suffering an injury just a few minutes into the first half.

Point Loma was ranked No. 4 in both the NABC Coaches Poll and D2SIDA Media Poll entering the postseason, finishing No. 7 in the final D2SIDA Media Poll that was released.

In his first year at the helm, Logie guided the Sea Lions to a 24-6 record (18-4 PacWest) and made conference history by becoming the first men's basketball team to win back-to-back PacWest Tournament Championships. Point Loma was ranked multiple times during the sea Logie joined Point Loma after spending the previous eight seasons as the head coach at Whitworth. During his tenure, the Pirates won .847 percent of their games and his teams earned a bid to the NCAA Tournament in seven of his eight seasons. He guided Whitworth to five straight Northwest Conference Regular Season Championships from 2011 to 2016, and six Northwest Conference Tournament titles (2011-16 & 2017-18), while going 113-17 (.869) against Northwest Conference opponents. Logie's Whitworth teams never finished lower than second in the Northwest Conference.

MATT LOGIE

He was a three-time NWC Coach of the Year and a two-time finalist for the Glenn Robinson National Coach of the Year. Logie led Whitworth to a No. 1 national ranking in 2015-16, and he is the only coach in NCAA Division III history to win 100 games in his first four years. His teams were also strong in the classroom with a 3.30 grade point average over his eight years at the helm.

Prior to joining Whitworth, Logie played and was an assistant coach at Lehigh. He was a student-athlete for the Mountain Hawks from 1999-2003 and graduated as the school's seventh all-time leading scorer (1,524 points). During his playing days at Lehigh, Logie hit 262 three-point field goals, the most in school history. In addition, Logie is the top free throw shooter in the history of the Patriot League at 90.7 percent.

Logie re-joined Lehigh's coaching staff for his second stint prior to the 2007-08 season after spending the 2006-07 season as the Director of Basketball Operations at Kent State. He had previously served on the Lehigh staff from 2003-06, first as the Director of Basketball Operations and then as an assistant coach. He was instrumental in the Mountain Hawks' 2004 Patriot League

Championship and NCAA Tournament appearance. During his four-year span on Lehigh's staff, the Brown and White won the most games in school history.

He would work for five seasons at his alma mater before being promoted to associate head coach for two years. While there he recruited CJ McCollum, the 2013 NBA Draft pick and current member of the New Orleans Pelicans and helped lead the Mountain Hawks into the 2010 NCAA Tournament. The team whom Coach Logie helped to build at Lehigh before leaving for Whitworth in 2011 would go on to beat Duke in the 2012 NCAA Tournament in one of March Madness' greatest upsets.

Logie graduated Lehigh with an undergraduate degree in Journalism and a master's in Educational Leadership. He is married to Julia, and the couple has two children, Addy and Luke.





**DAVIAN
BROWN**

0

POSITION: GUARD

CLASS: GRADUATE

HEIGHT: 6'3"

WEIGHT: 180

HOMETOWN: PASADENA, CALIF.

PREVIOUS: BIOLA



SEASON AND CAREER HIGHS

Statistic	Season	Career (Overall)
Points	26 vs. Northwest Indian (11/5/25)	32 vs. Providence (MT) (11/16/23)
Rebounds	3 2x, last vs. Denver (11/9/25)	11 2x, last at Azusa Pacific (2/27/25)
Assists	4 vs. Northwest Indian (11/5/25)	8 vs. West Coast Baptist (2/9/21)
Steals	2 vs. Northwest Indian (11/5/25)	4 2x, last at Hawaii Hilo (11/11/25)
Blocks	--	2 2x, last at Point Loma (12/11/24)
FGs Made	10 vs. Northwest Indian (11/5/25)	11 vs. William Jessup (2/5/21)
FGs Attempted	12 2x, last vs. Denver (11/9/25)	20 at Azusa Pacific (2/27/25)
3FGs Made	6 vs. Northwest Indian (11/5/25)	8 vs. Providence (MT) (11/16/23)
3FGs Attempted	8 vs. Northwest Indian (11/5/25)	14 vs. Multnomah (2/17/23)
FTs Made	1 vs. Denver (11/9/25)	11 at Bushnell (2/9/24)
FTs Attempted	2 vs. Denver (11/9/25)	12 at Bushnell (2/9/24)
Minutes	25 2x, last vs. Denver (11/9/25)	40 3x, last vs. Oregon Tech (3/2/24)

Statistic	Career (NCAA)	Career (NAIA)
Points	26 vs. Northwest Indian (11/5/25)	32 vs. Providence (MT) (11/16/23)
Rebounds	11 at Azusa Pacific (2/27/25)	11 vs. Bushnell (12/16/23)
Assists	6 at CUJ (2/12/25)	8 vs. West Coast Baptist (2/9/21)
Steals	4 2x, last at Hawaii Hilo (11/11/25)	2 vs. West Coast Baptist (3/12/21)
Blocks	2 at Point Loma (12/11/24)	2 at Eastern Oregon (1/5/24)
FGs Made	10 vs. Northwest Indian (11/5/25)	11 vs. William Jessup (2/5/21)
FGs Attempted	20 at Azusa Pacific (2/27/25)	21 at Westmont (11/20/21)
3FGs Made	6 vs. Northwest Indian (11/5/25)	8 vs. Providence (MT) (11/16/23)
3FGs Attempted	9 vs. Jessup (1/4/25)	14 vs. Multnomah (2/17/23)
FTs Made	8 at Vanguard (12/14/24)	11 at Bushnell (2/9/24)
FTs Attempted	9 at Dominican (CA) (2/8/25)	12 at Bushnell (2/9/24)
Minutes	39 at Chaminade (1/9/25)	40 3x, last vs. Oregon Tech (3/2/24)

MISCELLANEOUS STATISTICS

Statistic	Season	Career (Overall)
Double-Digit Points	2	103
Double-Digit Rebounds	--	2
Double-Doubles	--	2
20-Point Games	1	29

Statistic	Career (NCAA)	Career (NAIA)
Double-Digit Points	30	73
Double-Digit Rebounds	1	1
Double-Doubles	1	1
20-Point Games	7	22

2025-26 GAME-BY-GAME STATISTICS

Date	Opponent	MIN	FG	3FG	FT	O	D	R	PF	A	TO	B	S	PTS
N03	at Colorado	17	2-4	1-2	0-0	0	3	3	1	1	0	0	0	5
N05	Northwest Indian	* 25	10-12	6-8	0-0	0	2	2	1	4	2	0	2	26
N09	Denver	25	7-12	1-6	1-2	2	1	3	1	0	1	0	1	16
N12	at Stanford													
N15	at Boise State													
N20	vs Nobel													
N21	at Long Beach State													
N29	at Utah State													
D03	St. Thomas													
D06	at Oral Roberts													
D13	at Oregon State													
D16	at Cal Poly													
D22	Northwest													
J01	Northern Colorado													
J03	Northern Arizona													
J08	at Eastern Washington													
J10	at Idaho													
J17	Montana													
J19	at Northern Colorado													
J22	Idaho State													
J24	Weber State													
J29	at Sacramento State													
J31	at Portland State													
F05	Idaho													
F07	Eastern Washington													
F14	at Montana													
F19	at Weber State													
F21	at Idaho State													
F26	Portland State													
F28	Sacramento State													
M02	at Northern Arizona													

BROWN'S CAREER STATISTICS

Season	GP-GS	Min	Avg	FG-FGA	Pct	3FG-3FGA	Pct	FT-FTA	Pct	Off	Def	Reb	Avg	PF-FO	AST	TO	Blk	Stl	Pts	Avg
2020-21^	26-16	580	22.3	101-205	.493	36-90	.400	51-64	.797	12	40	52	2.0	39-0	66	34	6	24	289	11.1
2021-22^	30-24	753	25.1	106-275	.385	47-148	.318	58-73	.795	28	62	90	3.0	44-0	53	42	5	40	317	10.6
2022-23!	28-28	831	29.1	138-304	.454	68-170	.400	71-92	.772	24	59	83	3.0	57-1	51	46	3	21	415	14.8
2023-24!	33-33	961	29.1	129-300	.430	51-157	.325	117-133	.880	22	118	140	4.2	48-0	82	55	6	35	426	12.9
NAIA #s	117-101	3125	26.7	474-1084	.437	202-565	.358	297-362	.820	86	279	365	3.1	188-1	252	177	20	120	1447	12.4
Season	GP-GS	Min	Avg	FG-FGA	Pct	3FG-3FGA	Pct	FT-FTA	Pct	Off	Def	Reb	Avg	PF-FO	AST	TO	Blk	Stl	Pts	Avg
2024-25*	30-30	986	32.9	149-335	.445	54-153	.353	116-132	.879	37	111	148	4.9	52-0	76	65	6	37	468	15.6
2025-26	3-1	67	22.4	19-28	.679	8-16	.500	1-2	.500	2	6	8	2.7	3-0	5	3	0	3	47	15.7
NCAA #s	33-31	1053	31.9	168-363	.463	62-169	.367	117-134	.873	39	117	156	4.7	55-0	81	68	6	40	515	15.6
TOTALS	150-132	4178	27.9	642-1447	.444	264-734	.360	414-496	.835	125	396	521	3.5	243-1	333	245	26	160	1962	13.1

^ - The Master's; ! - Lewis-Clark State; * - Biola



PATRICK McMAHON

1

POSITION: GUARD

CLASS: REDSHIRT SENIOR

HEIGHT: 6'7"

WEIGHT: 200

HOMETOWN: PALMER, ALASKA

PREVIOUS: COLONY HS



SEASON AND CAREER HIGHS

Statistic	Season	Career
Points	24 at Colorado (11/3/25)	24 at Colorado (11/3/25)
Rebounds	4 at Colorado (11/3/25)	9 vs. Portland State (2/1/25)
Assists	1 2x, last vs. Denver (11/9/25)	4 2x, last vs. Eastern Washington (1/20/25)
Steals	--	2 2x, last vs. Weber State (2/13/25)
Blocks	--	2 2x, last vs. Sacramento State (1/30/25)
FGs Made	10 at Colorado (11/3/25)	10 at Colorado (11/3/25)
FGs Attempted	13 at Colorado (11/3/25)	15 vs. Idaho (3/3/25)
3FGs Made	1 2x, last vs. Denver (11/9/25)	2 8x, last vs. Sacramento State (1/30/25)
3FGs Attempted	3 vs. Denver (11/9/25)	5 vs. Northern Colorado (1/9/25)
FTs Made	3 at Colorado (11/3/25)	8 2x, last vs. Montana (2/22/25)
FTs Attempted	3 at Colorado (11/3/25)	11 vs. Montana (2/22/25)
Minutes	28 at Colorado (11/3/25)	31 4x, last vs. Portland State (2/1/25)

MISCELLANEOUS STATISTICS

Statistic	Season	Career
Double-Digit Points	2	26
Double-Digit Rebounds	--	--
Double-Doubles	--	--
20-Point Games	1	5

2025-26 GAME-BY-GAME STATISTICS

Date	Opponent	MIN	FG	3FG	FT	O	D	R	PF	A	TO	B	S	PTS
N03	at Colorado	* 28	10-13	1-1	3-3	2	2	4	3	1	0	0	0	24
N05	Northwest Indian	DNP												
N09	Denver	* 20	5-10	1-3	0-0	0	2	2	1	1	1	0	0	11
N12	at Stanford													
N15	at Boise State													
N20	vs Nobel													
N21	at Long Beach State													
N29	at Utah State													
D03	St. Thomas													
D06	at Oral Roberts													
D13	at Oregon State													
D16	at Cal Poly													
D22	Northwest													
J01	Northern Colorado													
J03	Northern Arizona													
J08	at Eastern Washington													
J10	at Idaho													
J17	Montana													
J19	at Northern Colorado													
J22	Idaho State													
J24	Weber State													
J29	at Sacramento State													
J31	at Portland State													
F05	Idaho													
F07	Eastern Washington													
F14	at Montana													
F19	at Weber State													
F21	at Idaho State													
F26	Portland State													
F28	Sacramento State													
M02	at Northern Arizona													

McMAHON'S CAREER STATISTICS

Season	GP-GS	Min	Avg	FG-FGA	Pct	3FG-3FGA	Pct	FT-FTA	Pct	Off	Def	Reb	Avg	PF-FO	AST	TO	Blk	Stl	Pts	Avg
2021-22	21-0	104	5.0	16-30	.533	1-8	.125	9-11	.818	3	16	19	0.9	19-0	6	3	4	3	42	2.0
2022-23	15-0	251	16.7	28-56	.500	6-12	.500	5-15	.333	7	23	30	2.0	24-1	8	7	3	6	67	4.5
2023-24	3-1	78	26.1	16-24	.667	2-5	.400	5-6	.833	1	6	7	2.3	5-0	2	2	0	2	39	13.0
2024-25	33-18	770	23.3	120-235	.511	17-65	.262	70-95	.737	14	98	112	3.4	68-1	37	24	12	13	327	9.9
2025-26	2-2	48	23.8	15-23	.652	2-4	.500	3-3	1.000	2	4	6	3.0	4-0	2	1	0	0	35	17.5
TOTALS	74-21	1251	16.9	195-368	.530	28-94	.298	92-130	.708	27	147	174	2.4	120-2	55	37	19	24	510	6.9



**HOWIE
KEENE**

2

POSITION: GUARD

CLASS: FRESHMAN

HEIGHT: 6'7"

WEIGHT: 195

HOMETOWN: THE WOODLANDS, TEXAS

PREVIOUS: THE WOODLANDS

CHRISTIAN ACADEMY



SEASON AND CAREER HIGHS

Statistic	Season	Career
Points	8 vs. Northwest Indian (11/5/25)	8 vs. Northwest Indian (11/5/25)
Rebounds	3 vs. Northwest Indian (11/5/25)	3 vs. Northwest Indian (11/5/25)
Assists	1 vs. Northwest Indian (11/5/25)	1 vs. Northwest Indian (11/5/25)
Steals	2 vs. Northwest Indian (11/5/25)	2 vs. Northwest Indian (11/5/25)
Blocks	--	--
FGs Made	3 vs. Northwest Indian (11/5/25)	3 vs. Northwest Indian (11/5/25)
FGs Attempted	8 vs. Northwest Indian (11/5/25)	8 vs. Northwest Indian (11/5/25)
3FGs Made	2 vs. Northwest Indian (11/5/25)	2 vs. Northwest Indian (11/5/25)
3FGs Attempted	7 vs. Northwest Indian (11/5/25)	7 vs. Northwest Indian (11/5/25)
FTs Made	--	--
FTs Attempted	--	--
Minutes	23 vs. Northwest Indian (11/5/25)	23 vs. Northwest Indian (11/5/25)

MISCELLANEOUS STATISTICS

Statistic	Season	Career
Double-Digit Points	--	--
Double-Digit Rebounds	--	--
Double-Doubles	--	--
20-Point Games	--	--

2025-26 GAME-BY-GAME STATISTICS

Date	Opponent	MIN	FG	3FG	FT	O	D	R	PF	A	TO	B	S	PTS
N03	at Colorado	DNP												
N05	Northwest Indian	23	3-8	2-7	0-0	0	3	3	1	1	1	0	2	8
N09	Denver	DNP												
N12	at Stanford													
N15	at Boise State													
N20	vs Nobel													
N21	at Long Beach State													
N29	at Utah State													
D03	St. Thomas													
D06	at Oral Roberts													
D13	at Oregon State													
D16	at Cal Poly													
D22	Northwest													
J01	Northern Colorado													
J03	Northern Arizona													
J08	at Eastern Washington													
J10	at Idaho													
J17	Montana													
J19	at Northern Colorado													
J22	Idaho State													
J24	Weber State													
J29	at Sacramento State													
J31	at Portland State													
F05	Idaho													
F07	Eastern Washington													
F14	at Montana													
F19	at Weber State													
F21	at Idaho State													
F26	Portland State													
F28	Sacramento State													
M02	at Northern Arizona													

KEENE'S CAREER STATISTICS

Season	GP-GS	Min	Avg	FG-FGA	Pct	3FG-3FGA	Pct	FT-FTA	Pct	Off	Def	Reb	Avg	PF-FO	AST	TO	Blk	Stl	Pts	Avg
2025-26	1-0	23	23.4	3-8	.375	2-7	.286	0-0	.000	0	3	3	3.0	1-0	1	1	0	2	8	8.0
TOTALS	1-0	23	23.4	3-8	.375	2-7	.286	0-0	.000	0	3	3	3.0	1-0	1	1	0	2	8	8.0



CJ
PURDIE
3

POSITION: GUARD

CLASS: FRESHMAN

HEIGHT: 6'4"

WEIGHT: 185

HOMETOWN: DAVIDSON, N.C.

PREVIOUS: COMBINE ACADEMY



SEASON AND CAREER HIGHS

Statistic	Season	Career
Points	--	--
Rebounds	--	--
Assists	--	--
Steals	--	--
Blocks	--	--
FGs Made	--	--
FGs Attempted	--	--
3FGs Made	--	--
3FGs Attempted	--	--
FTs Made	--	--
FTs Attempted	--	--
Minutes	--	--

MISCELLANEOUS STATISTICS

Statistic	Season	Career
Double-Digit Points	--	--
Double-Digit Rebounds	--	--
Double-Doubles	--	--
20-Point Games	--	--

2025-26 GAME-BY-GAME STATISTICS

Date	Opponent	MIN	FG	3FG	FT	O	D	R	PF	A	TO	B	S	PTS
N03	at Colorado	DNP												
N05	Northwest Indian	DNP												
N09	Denver	DNP												
N12	at Stanford													
N15	at Boise State													
N20	vs Nobel													
N21	at Long Beach State													
N29	at Utah State													
D03	St. Thomas													
D06	at Oral Roberts													
D13	at Oregon State													
D16	at Cal Poly													
D22	Northwest													
J01	Northern Colorado													
J03	Northern Arizona													
J08	at Eastern Washington													
J10	at Idaho													
J17	Montana													
J19	at Northern Colorado													
J22	Idaho State													
J24	Weber State													
J29	at Sacramento State													
J31	at Portland State													
F05	Idaho													
F07	Eastern Washington													
F14	at Montana													
F19	at Weber State													
F21	at Idaho State													
F26	Portland State													
F28	Sacramento State													
M02	at Northern Arizona													

PURDIE'S CAREER STATISTICS

Season	GP-GS	Min	Avg	FG-FGA	Pct	3FG-3FGA	Pct	FT-FTA	Pct	Off	Def	Reb	Avg	PF-FO	AST	TO	Blk	Stl	Pts	Avg
2025-26	--	--	--	--	--	--	--	--	--	--	--	--	--	--	--	--	--	--	--	--
TOTALS	0-0	0	0.0	0-0	.000	0-0	.000	0-0	.000	0	0	0	0.0	0-0	0	0	0	0	0	0.0



**CAVIN
HOLDEN**

4

POSITION: GUARD

CLASS: JUNIOR

HEIGHT: 6'2"

WEIGHT: 175

HOMETOWN: LONGVIEW, WASH.

PREVIOUS: CENTRAL WASHINGTON



SEASON AND CAREER HIGHS

Statistic	Season	Career
Points	14 at Colorado (11/3/25)	35 at Alaska Fairbanks (1/9/25)
Rebounds	4 vs. Denver (11/9/25)	8 2x, last vs MSU Billings (1/18/25)
Assists	3 2x, last vs. Denver (11/9/25)	9 vs Evergreen State (12/14/24)
Steals	2 vs. Northwest Indian (11/5/25)	4 3x, at Seattle Pacific (2/15/25)
Blocks	--	2 at Alaska Anchorage (1/11/25)
FGs Made	5 at Colorado (11/3/25)	12 at Alaska Fairbanks (1/9/25)
FGs Attempted	11 at Colorado (11/3/25)	20 vs NW Missouri State (12/16/24)
3FGs Made	3 vs. Northwest Indian (11/5/25)	7 at Alaska Fairbanks (1/9/25)
3FGs Attempted	5 at Colorado (11/3/25)	12 vs NW Missouri State (12/16/24)
FTs Made	2 2x, last vs. Denver (11/9/25)	7 vs Western Washington (12/7/24)
FTs Attempted	2 3x, last vs. Denver (11/9/25)	7 vs Western Washington (2/27/25)
Minutes	33 at Colorado (11/3/25)	47 vs MSU Billings (3/7/25)

MISCELLANEOUS STATISTICS

Statistic	Season	Career
Double-Digit Points	1	37
Double-Digit Rebounds	--	--
Double-Doubles	--	--
20-Point Games	--	11

2025-26 GAME-BY-GAME STATISTICS

Date	Opponent	MIN	FG	3FG	FT	O	D	R	PF	A	TO	B	S	PTS
N03	at Colorado	* 33	5-11	2-5	2-2	0	0	0	3	3	2	0	0	14
N05	Northwest Indian	* 17	3-5	3-4	0-2	0	0	0	0	2	1	0	2	9
N09	Denver	* 30	1-6	0-4	2-2	1	3	4	0	3	0	0	1	4
N12	at Stanford													
N15	at Boise State													
N20	vs Nobel													
N21	at Long Beach State													
N29	at Utah State													
D03	St. Thomas													
D06	at Oral Roberts													
D13	at Oregon State													
D16	at Cal Poly													
D22	Northwest													
J01	Northern Colorado													
J03	Northern Arizona													
J08	at Eastern Washington													
J10	at Idaho													
J17	Montana													
J19	at Northern Colorado													
J22	Idaho State													
J24	Weber State													
J29	at Sacramento State													
J31	at Portland State													
F05	Idaho													
F07	Eastern Washington													
F14	at Montana													
F19	at Weber State													
F21	at Idaho State													
F26	Portland State													
F28	Sacramento State													
M02	at Northern Arizona													

HOLDEN'S CAREER STATISTICS

Season	GP-GS	Min	Avg	FG-FGA	Pct	3FG-3FGA	Pct	FT-FTA	Pct	Off	Def	Reb	Avg	PF-FO	AST	TO	Blk	Stl	Pts	Avg
2023-24*	32-6	647	20.2	68-146	.466	29-81	.358	26-39	.667	18	48	66	2.1	46-0	61	34	7	25	191	6.0
2024-25*	32-32	1036	32.4	166-349	.476	89-203	.438	62-74	.838	17	91	108	3.4	64-1	133	79	5	47	483	15.1
2025-26	3-3	80	26.8	9-22	.409	5-13	.385	4-6	.667	1	3	4	1.3	3-0	8	3	0	3	27	9.0
TOTALS	67-41	1763	26.3	243-517	.470	123-297	.414	92-119	.773	36	142	178	2.7	113-1	202	116	12	75	701	10.5

* - Central Washington



**JEREMIAH
DAVIS**

5

POSITION: GUARD

CLASS: REDSHIRT JUNIOR

HEIGHT: 6'4"

WEIGHT: 185

HOMETOWN: COMPTON, CALIF.

PREVIOUS: FULLERTON COLLEGE



SEASON AND CAREER HIGHS

Statistic	Season	Career
Points	9 vs. Northwest Indian (11/5/25)	11 at USC (12/15/24)
Rebounds	1 2x, last vs. NW Indian (11/5/25)	5 vs. Northwest Indian (11/11/24)
Assists	4 vs. Northwest Indian (11/5/25)	4 vs. Northwest Indian (11/5/25)
Steals	3 vs. Northwest Indian (11/5/25)	3 vs. Northwest Indian (11/5/25)
Blocks	1 at Colorado (11/3/25)	2 vs. Northwest Indian (11/11/24)
FGs Made	4 vs. Northwest Indian (11/5/25)	4 2x, last vs. Northwest Indian (11/5/25)
FGs Attempted	5 vs. Northwest Indian (11/5/25)	8 vs. Northwest Indian (11/11/24)
3FGs Made	1 vs. Northwest Indian (11/5/25)	2 vs. Northwest Indian (11/11/24)
3FGs Attempted	2 vs. Northwest Indian (11/5/25)	5 vs. Northwest Indian (11/11/24)
FTs Made	--	8 at USC (12/15/24)
FTs Attempted	--	8 at USC (12/15/24)
Minutes	24 vs. Northwest Indian (11/5/25)	24 vs. Northwest Indian (11/5/25)

MISCELLANEOUS STATISTICS

Statistic	Season	Career
Double-Digit Points	--	2
Double-Digit Rebounds	--	--
Double-Doubles	--	--
20-Point Games	--	--

2025-26 GAME-BY-GAME STATISTICS

Date	Opponent	MIN	FG	3FG	FT	O	D	R	PF	A	TO	B	S	PTS
N03	at Colorado	14	0-1	0-1	0-0	0	1	1	2	0	1	1	0	0
N05	Northwest Indian	24	4-5	1-2	0-0	1	0	1	2	4	2	0	3	9
N09	Denver	14	3-4	0-1	0-0	0	0	0	3	0	0	0	1	6
N12	at Stanford													
N15	at Boise State													
N20	vs Nobel													
N21	at Long Beach State													
N29	at Utah State													
D03	St. Thomas													
D06	at Oral Roberts													
D13	at Oregon State													
D16	at Cal Poly													
D22	Northwest													
J01	Northern Colorado													
J03	Northern Arizona													
J08	at Eastern Washington													
J10	at Idaho													
J17	Montana													
J19	at Northern Colorado													
J22	Idaho State													
J24	Weber State													
J29	at Sacramento State													
J31	at Portland State													
F05	Idaho													
F07	Eastern Washington													
F14	at Montana													
F19	at Weber State													
F21	at Idaho State													
F26	Portland State													
F28	Sacramento State													
M02	at Northern Arizona													

DAVIS' CAREER STATISTICS

Season	GP-GS	Min	Avg	FG-FGA	Pct	3FG-3FGA	Pct	FT-FTA	Pct	Off	Def	Reb	Avg	PF-FO	AST	TO	Blk	Stl	Pts	Avg
2024-25	8-0	58	7.2	5-17	.353	4-11	.364	12-12	1.000	1	8	9	1.1	6-0	2	1	2	2	28	3.5
2025-26	3-0	51	17.1	7-10	.700	1-4	.250	0-0	.000	1	1	2	0.7	7-0	4	3	1	4	15	5.0
TOTALS	11-0	109	9.9	13-27	.481	5-15	.333	12-12	1.000	2	9	11	1.0	13-0	6	4	3	6	43	3.9



**CHRISTIAN
KING**

7

POSITION: FORWARD

CLASS: REDSHIRT SOPHOMORE

HEIGHT: 6'8"

WEIGHT: 210

HOMETOWN: KIRKLAND, WASH.

PREVIOUS: WASHINGTON



SEASON AND CAREER HIGHS

Statistic	Season	Career
Points	14 vs. Northwest Indian (11/5/25)	14 vs. Northwest Indian (11/5/25)
Rebounds	5 vs. Northwest Indian (11/5/25)	6 vs. NJIT (12/29/24)
Assists	2 vs. Northwest Indian (11/5/25)	2 vs. Northwest Indian (11/5/25)
Steals	2 vs. Denver (11/9/25)	2 vs. Seattle U (12/23/24)
Blocks	1 at Colorado (11/3/25)	1 6x, last at Colorado (11/3/25)
FGs Made	5 vs. Northwest Indian (11/5/25)	5 vs. Northwest Indian (11/5/25)
FGs Attempted	10 2x, last vs. Denver (11/9/25)	10 2x, last vs. Denver (11/9/25)
3FGs Made	3 vs. Northwest Indian (11/5/25)	3 2x, last vs. NW Indian (11/5/25)
3FGs Attempted	7 vs. Denver (11/9/25)	7 vs. Denver (11/9/25)
FTs Made	2 at Colorado (11/3/25)	4 at Michigan (1/12/25)
FTs Attempted	2 at Colorado (11/3/25)	4 at Michigan (1/12/25)
Minutes	34 at Colorado (11/3/25)	34 at Colorado (11/3/25)

MISCELLANEOUS STATISTICS

Statistic	Season	Career
Double-Digit Points	3	3
Double-Digit Rebounds	--	--
Double-Doubles	--	--
20-Point Games	--	--

2025-26 GAME-BY-GAME STATISTICS

Date	Opponent	MIN	FG	3FG	FT	O	D	R	PF	A	TO	B	S	PTS
N03	at Colorado	* 34	3-10	2-5	2-2	0	1	1	3	1	3	1	1	10
N05	Northwest Indian	* 20	5-9	3-6	1-1	2	3	5	2	2	1	0	1	14
N09	Denver	* 24	4-10	2-7	0-0	1	0	1	3	1	2	0	2	10
N12	at Stanford													
N15	at Boise State													
N20	vs Nobel													
N21	at Long Beach State													
N29	at Utah State													
D03	St. Thomas													
D06	at Oral Roberts													
D13	at Oregon State													
D16	at Cal Poly													
D22	Northwest													
J01	Northern Colorado													
J03	Northern Arizona													
J08	at Eastern Washington													
J10	at Idaho													
J17	Montana													
J19	at Northern Colorado													
J22	Idaho State													
J24	Weber State													
J29	at Sacramento State													
J31	at Portland State													
F05	Idaho													
F07	Eastern Washington													
F14	at Montana													
F19	at Weber State													
F21	at Idaho State													
F26	Portland State													
F28	Sacramento State													
M02	at Northern Arizona													

KING'S CAREER STATISTICS

Season	GP-GS	Min	Avg	FG-FGA	Pct	3FG-3FGA	Pct	FT-FTA	Pct	Off	Def	Reb	Avg	PF-FO	AST	TO	Blk	Stl	Pts	Avg
2023-24*	0-0	0	0.0	0-0	.000	0-0	.000	0-0	.000	0	0	0	0.0	0-0	0	0	0	0	0	0.0
2024-25*	20-0	178	8.9	16-38	.421	10-26	.385	8-11	.727	7	24	31	1.6	18-0	5	2	5	4	50	2.5
2025-26	3-3	78	25.9	12-29	.414	7-18	.389	3-3	1.000	3	4	7	2.3	8-0	4	6	1	4	34	11.3
TOTALS	23-3	256	11.1	28-67	.418	17-44	.386	11-14	.786	10	28	38	1.7	26-0	9	8	6	8	84	3.7

* - Washington



**SETH
AMUNRUD**

12

POSITION: GUARD

CLASS: JUNIOR

HEIGHT: 6'3"

WEIGHT: 175

HOMETOWN: BOZEMAN, MONT.

PREVIOUS: DAWSON CC



SEASON AND CAREER HIGHS

Statistic	Season	Career
Points	--	--
Rebounds	--	--
Assists	--	--
Steals	--	--
Blocks	--	--
FGs Made	--	--
FGs Attempted	--	--
3FGs Made	--	--
3FGs Attempted	--	--
FTs Made	--	--
FTs Attempted	--	--
Minutes	--	--

MISCELLANEOUS STATISTICS

Statistic	Season	Career
Double-Digit Points	--	--
Double-Digit Rebounds	--	--
Double-Doubles	--	--
20-Point Games	--	--

2025-26 GAME-BY-GAME STATISTICS

Date	Opponent	MIN	FG	3FG	FT	O	D	R	PF	A	TO	B	S	PTS
N03	at Colorado	DNP												
N05	Northwest Indian	DNP												
N09	Denver	DNP												
N12	at Stanford													
N15	at Boise State													
N20	vs Nobel													
N21	at Long Beach State													
N29	at Utah State													
D03	St. Thomas													
D06	at Oral Roberts													
D13	at Oregon State													
D16	at Cal Poly													
D22	Northwest													
J01	Northern Colorado													
J03	Northern Arizona													
J08	at Eastern Washington													
J10	at Idaho													
J17	Montana													
J19	at Northern Colorado													
J22	Idaho State													
J24	Weber State													
J29	at Sacramento State													
J31	at Portland State													
F05	Idaho													
F07	Eastern Washington													
F14	at Montana													
F19	at Weber State													
F21	at Idaho State													
F26	Portland State													
F28	Sacramento State													
M02	at Northern Arizona													

AMUNRUD'S CAREER STATISTICS

Season	GP-GS	Min	Avg	FG-FGA	Pct	3FG-3FGA	Pct	FT-FTA	Pct	Off	Def	Reb	Avg	PF-FO	AST	TO	Blk	Stl	Pts	Avg
2025-26	--	--	--	--	--	--	--	--	--	--	--	--	--	--	--	--	--	--	--	--
TOTALS	0-0	0	0.0	0-0	.000	0-0	.000	0-0	.000	0	0	0	0.0	0-0	0	0	0	0	0	0.0



**JAMES
STEWARD**

14

POSITION: FORWARD

CLASS: FRESHMAN

HEIGHT: 6'8"

WEIGHT: 210

HOMETOWN: CHANDLER, ARIZ.

PREVIOUS: MARCOS DE NIZA HS



SEASON AND CAREER HIGHS

Statistic	Season	Career
Points	--	--
Rebounds	--	--
Assists	--	--
Steals	--	--
Blocks	--	--
FGs Made	--	--
FGs Attempted	--	--
3FGs Made	--	--
3FGs Attempted	--	--
FTs Made	--	--
FTs Attempted	--	--
Minutes	--	--

MISCELLANEOUS STATISTICS

Statistic	Season	Career
Double-Digit Points	--	--
Double-Digit Rebounds	--	--
Double-Doubles	--	--
20-Point Games	--	--

2025-26 GAME-BY-GAME STATISTICS

Date	Opponent	MIN	FG	3FG	FT	O	D	R	PF	A	TO	B	S	PTS
N03	at Colorado	DNP												
N05	Northwest Indian	DNP												
N09	Denver	DNP												
N12	at Stanford													
N15	at Boise State													
N20	vs Nobel													
N21	at Long Beach State													
N29	at Utah State													
D03	St. Thomas													
D06	at Oral Roberts													
D13	at Oregon State													
D16	at Cal Poly													
D22	Northwest													
J01	Northern Colorado													
J03	Northern Arizona													
J08	at Eastern Washington													
J10	at Idaho													
J17	Montana													
J19	at Northern Colorado													
J22	Idaho State													
J24	Weber State													
J29	at Sacramento State													
J31	at Portland State													
F05	Idaho													
F07	Eastern Washington													
F14	at Montana													
F19	at Weber State													
F21	at Idaho State													
F26	Portland State													
F28	Sacramento State													
M02	at Northern Arizona													

STEWARD'S CAREER STATISTICS

Season	GP-GS	Min	Avg	FG-FGA	Pct	3FG-3FGA	Pct	FT-FTA	Pct	Off	Def	Reb	Avg	PF-FO	AST	TO	Blk	Stl	Pts	Avg
2025-26	--	--	--	--	--	--	--	--	--	--	--	--	--	--	--	--	--	--	--	--
TOTALS	0-0	0	0.0	0-0	.000	0-0	.000	0-0	.000	0	0	0	0.0	0-0	0	0	0	0	0	0.0



**GRAYSON
GADDIS**

15

POSITION: FORWARD

CLASS: REDSHIRT FRESHMAN

HEIGHT: 6'7"

WEIGHT: 215

HOMETOWN: SALT LAKE CITY, UTAH

PREVIOUS: HIGHLAND HS



SEASON AND CAREER HIGHS

Statistic	Season	Career
Points	7 vs. Northwest Indian (11/5/25)	7 vs. Northwest Indian (11/5/25)
Rebounds	3 vs. Northwest Indian (11/5/25)	3 vs. Northwest Indian (11/5/25)
Assists	--	--
Steals	--	--
Blocks	--	--
FGs Made	2 vs. Northwest Indian (11/5/25)	2 vs. Northwest Indian (11/5/25)
FGs Attempted	4 vs. Northwest Indian (11/5/25)	4 vs. Northwest Indian (11/5/25)
3FGs Made	1 vs. Northwest Indian (11/5/25)	1 vs. Northwest Indian (11/5/25)
3FGs Attempted	3 vs. Northwest Indian (11/5/25)	3 vs. Northwest Indian (11/5/25)
FTs Made	2 vs. Northwest Indian (11/5/25)	2 vs. Northwest Indian (11/5/25)
FTs Attempted	2 vs. Northwest Indian (11/5/25)	2 vs. Northwest Indian (11/5/25)
Minutes	5 vs. Northwest Indian (11/5/25)	5 vs. Northwest Indian (11/5/25)

MISCELLANEOUS STATISTICS

Statistic	Season	Career
Double-Digit Points	--	--
Double-Digit Rebounds	--	--
Double-Doubles	--	--
20-Point Games	--	--

2025-26 GAME-BY-GAME STATISTICS

Date	Opponent	MIN	FG	3FG	FT	O	D	R	PF	A	TO	B	S	PTS
N03	at Colorado	DNP												
N05	Northwest Indian	5	2-4	1-3	2-2	1	2	3	0	0	0	0	0	7
N09	Denver	DNP												
N12	at Stanford													
N15	at Boise State													
N20	vs Nobel													
N21	at Long Beach State													
N29	at Utah State													
D03	St. Thomas													
D06	at Oral Roberts													
D13	at Oregon State													
D16	at Cal Poly													
D22	Northwest													
J01	Northern Colorado													
J03	Northern Arizona													
J08	at Eastern Washington													
J10	at Idaho													
J17	Montana													
J19	at Northern Colorado													
J22	Idaho State													
J24	Weber State													
J29	at Sacramento State													
J31	at Portland State													
F05	Idaho													
F07	Eastern Washington													
F14	at Montana													
F19	at Weber State													
F21	at Idaho State													
F26	Portland State													
F28	Sacramento State													
M02	at Northern Arizona													

GADDIS' CAREER STATISTICS

Season	GP-GS	Min	Avg	FG-FGA	Pct	3FG-3FGA	Pct	FT-FTA	Pct	Off	Def	Reb	Avg	PF-FO	AST	TO	Blk	Stl	Pts	Avg
2024-25	1-0	1	1.0	0-0	.000	0-0	.000	0-0	.000	0	0	0	0.0	0-0	0	0	0	0	0	0.0
2025-26	1-0	5	5.3	2-4	.500	1-3	.333	2-2	1.000	1	2	3	3.0	0-0	0	0	0	0	7	7.0
TOTALS	2-0	6	3.1	2-4	.500	1-3	.333	2-2	1.000	1	2	3	1.5	0-0	0	0	0	0	7	3.5



CHRIS HODGES 21

POSITION: FORWARD

CLASS: GRADUATE

HEIGHT: 6'9"

WEIGHT: 240

HOMETOWN: SCHAUMBURG, ILL.

PREVIOUS: WISCONSIN



SEASON AND CAREER HIGHS

Statistic	Season	Career
Points	8 at Colorado (11/3/25)	8 at Colorado (11/3/25)
Rebounds	5 at Colorado (11/3/25)	5 at Colorado (11/3/25)
Assists	3 vs. Denver (11/9/25)	3 vs. Denver (11/9/25)
Steals	1 vs. Northwest Indian (11/5/25)	1 2x, last vs. NW Indian (11/5/25)
Blocks	1 vs. Northwest Indian (11/5/25)	1 5x, last vs. NW Indian (11/5/25)
FGs Made	4 at Colorado (11/3/25)	4 at Colorado (11/3/25)
FGs Attempted	7 at Colorado (11/3/25)	7 at Colorado (11/3/25)
3FGs Made	--	--
3FGs Attempted	--	1 vs Nebraska (1/26/25)
FTs Made	--	1 2x, last vs Detroit Mercy (12/22/24)
FTs Attempted	3 at Colorado (11/3/25)	3 at Colorado (11/3/25)
Minutes	29 at Colorado (11/3/25)	29 at Colorado (11/3/25)

MISCELLANEOUS STATISTICS

Statistic	Season	Career
Double-Digit Points	--	--
Double-Digit Rebounds	--	--
Double-Doubles	--	--
20-Point Games	--	--

2025-26 GAME-BY-GAME STATISTICS

Date	Opponent	MIN	FG	3FG	FT	O	D	R	PF	A	TO	B	S	PTS
N03	at Colorado	* 29	4-7	0-0	0-3	2	3	5	3	0	2	0	0	8
N05	Northwest Indian	* 13	3-3	0-0	0-0	0	1	1	0	1	0	1	1	6
N09	Denver	* 26	1-3	0-0	0-0	0	0	0	2	3	1	0	0	2
N12	at Stanford													
N15	at Boise State													
N20	vs Nobel													
N21	at Long Beach State													
N29	at Utah State													
D03	St. Thomas													
D06	at Oral Roberts													
D13	at Oregon State													
D16	at Cal Poly													
D22	Northwest													
J01	Northern Colorado													
J03	Northern Arizona													
J08	at Eastern Washington													
J10	at Idaho													
J17	Montana													
J19	at Northern Colorado													
J22	Idaho State													
J24	Weber State													
J29	at Sacramento State													
J31	at Portland State													
F05	Idaho													
F07	Eastern Washington													
F14	at Montana													
F19	at Weber State													
F21	at Idaho State													
F26	Portland State													
F28	Sacramento State													
M02	at Northern Arizona													

HODGES' CAREER STATISTICS

Season	GP-GS	Min	Avg	FG-FGA	Pct	3FG-3FGA	Pct	FT-FTA	Pct	Off	Def	Reb	Avg	PF-FO	AST	TO	Blk	Stl	Pts	Avg
2021-22*	0-0	0	0.0	0-0	.000	0-0	.000	0-0	.000	0	0	0	0.0	0-0	0	0	0	0	0	0.0
2022-23*	14-0	30	2.2	1-3	.333	0-0	.000	0-0	.000	2	1	3	0.2	3-0	0	0	1	0	2	0.1
2023-24*	11-0	21	1.9	0-4	.000	0-0	.000	1-4	.250	4	2	6	0.5	0-0	2	0	3	0	1	0.1
2024-25*	15-0	15	1.0	0-3	.000	0-1	.000	1-4	.250	0	0	0	0.0	1-0	0	1	0	1	1	0.1
2025-26	3-3	69	23.0	8-13	.615	0-0	.000	0-3	.000	2	4	6	2.0	5-0	4	3	1	1	16	5.3
TOTALS	43-3	135	3.2	9-23	.391	0-1	.000	2-11	.182	8	7	15	0.3	9-0	6	4	5	2	20	0.5

* - Wisconsin



CALUM RUTHERFURD 22

POSITION: FORWARD

CLASS: REDSHIRT SOPHOMORE

HEIGHT: 6'11"

WEIGHT: 225

HOMETOWN: SEBASTOPOL, CALIF.

PREVIOUS: ANALY HS



SEASON AND CAREER HIGHS

Statistic	Season	Career
Points	--	2 vs. Northern Colorado (3/11/25)
Rebounds	2 vs. Northwest Indian (11/5/25)	2, 2x, last vs. NW Indian (11/5/25)
Assists	1 vs. Northwest Indian (11/5/25)	1 2x, last vs. NW Indian (11/5/25)
Steals	--	--
Blocks	--	1 vs. Northwest Indian (11/11/24)
FGs Made	--	1 vs. Northern Colorado (3/11/25)
FGs Attempted	--	3 vs. Northwest Indian (11/11/24)
3FGs Made	--	--
3FGs Attempted	--	--
FTs Made	--	--
FTs Attempted	--	--
Minutes	5 vs. Northwest Indian (11/5/25)	5 vs. Northwest Indian (11/5/25)

MISCELLANEOUS STATISTICS

Statistic	Season	Career
Double-Digit Points	--	--
Double-Digit Rebounds	--	--
Double-Doubles	--	--
20-Point Games	--	--

2025-26 GAME-BY-GAME STATISTICS

Date	Opponent	MIN	FG	3FG	FT	O	D	R	PF	A	TO	B	S	PTS
N03	at Colorado	DNP												
N05	Northwest Indian	5	0-0	0-0	0-0	1	1	2	1	1	2	0	0	0
N09	Denver	DNP												
N12	at Stanford													
N15	at Boise State													
N20	vs Nobel													
N21	at Long Beach State													
N29	at Utah State													
D03	St. Thomas													
D06	at Oral Roberts													
D13	at Oregon State													
D16	at Cal Poly													
D22	Northwest													
J01	Northern Colorado													
J03	Northern Arizona													
J08	at Eastern Washington													
J10	at Idaho													
J17	Montana													
J19	at Northern Colorado													
J22	Idaho State													
J24	Weber State													
J29	at Sacramento State													
J31	at Portland State													
F05	Idaho													
F07	Eastern Washington													
F14	at Montana													
F19	at Weber State													
F21	at Idaho State													
F26	Portland State													
F28	Sacramento State													
M02	at Northern Arizona													

RUTHERFURD'S CAREER STATISTICS

Season	GP-GS	Min	Avg	FG-FGA	Pct	3FG-3FGA	Pct	FT-FTA	Pct	Off	Def	Reb	Avg	PF-FO	AST	TO	Blk	Stl	Pts	Avg
2023-24	0-0	0	0.0	0-0	.000	0-0	.000	0-0	.000	0	0	0	0.0	0-0	0	0	0	0	0	0.0
2024-25	6-0	10	1.6	1-6	.167	0-0	.000	0-0	.000	1	1	2	0.3	3-0	1	3	1	0	2	0.3
2025-26	1-0	5	5.3	0-0	.000	0-0	.000	0-0	.000	1	1	2	2.0	1-0	1	2	0	0	0	0.0
TOTALS	7-0	15	2.1	1-6	.167	0-0	.000	0-0	.000	2	2	4	0.6	4-0	2	5	1	0	2	0.3



**JED
MILLER**
24

POSITION: GUARD

CLASS: SENIOR

HEIGHT: 6'2"

WEIGHT: 185

HOMETOWN: AGOURA HILLS, CALIF.

**PREVIOUS: SOUTHERN CALIFORNIA
ACADEMY**



SEASON AND CAREER HIGHS

Statistic	Season	Career
Points	16 2x, last vs. Denver (11/9/25)	20 at Weber State (1/18/25)
Rebounds	7 vs. Northwest Indian (11/5/25)	8 vs. Warner Pacific (11/18/22)
Assists	5 vs. Northwest Indian (11/5/25)	8 at Sacramento State (3/1/25)
Steals	4 2x, last vs. Denver (11/9/25)	6 at Sacramento State (3/1/25)
Blocks	--	1 9x, last vs. Idaho State (3/10/25)
FGs Made	6 2x, last vs. Denver (11/9/25)	6 2x, last vs. Denver (11/9/25)
FGs Attempted	10 vs. Northwest Indian (11/5/25)	10 vs. Northwest Indian (11/5/25)
3FGs Made	4 2x, last vs. Denver (11/9/25)	4 4x, last vs. Denver (11/9/25)
3FGs Attempted	8 vs. Northwest Indian (11/5/25)	8 vs. Northwest Indian (11/5/25)
FTs Made	3 at Colorado (11/3/25)	12 at Weber State (1/18/25)
FTs Attempted	3 at Colorado (11/3/25)	12 at Weber State (1/18/25)
Minutes	32 vs. Denver (11/9/25)	32 vs. Denver (11/9/25)

MISCELLANEOUS STATISTICS

Statistic	Season	Career
Double-Digit Points	3	8
Double-Digit Rebounds	--	--
Double-Doubles	--	--
20-Point Games	--	1

2025-26 GAME-BY-GAME STATISTICS

Date	Opponent	MIN	FG	3FG	FT	O	D	R	PF	A	TO	B	S	PTS
N03	at Colorado	* 30	3-6	1-4	3-3	1	3	4	4	2	1	0	2	10
N05	Northwest Indian	* 23	6-10	4-8	0-0	3	4	7	1	5	0	0	4	16
N09	Denver	* 32	6-8	4-5	0-1	3	2	5	1	1	0	0	4	16
N12	at Stanford													
N15	at Boise State													
N20	vs Nobel													
N21	at Long Beach State													
N29	at Utah State													
D03	St. Thomas													
D06	at Oral Roberts													
D13	at Oregon State													
D16	at Cal Poly													
D22	Northwest													
J01	Northern Colorado													
J03	Northern Arizona													
J08	at Eastern Washington													
J10	at Idaho													
J17	Montana													
J19	at Northern Colorado													
J22	Idaho State													
J24	Weber State													
J29	at Sacramento State													
J31	at Portland State													
F05	Idaho													
F07	Eastern Washington													
F14	at Montana													
F19	at Weber State													
F21	at Idaho State													
F26	Portland State													
F28	Sacramento State													
M02	at Northern Arizona													

MILLER'S CAREER STATISTICS

Season	GP-GS	Min	Avg	FG-FGA	Pct	3FG-3FGA	Pct	FT-FTA	Pct	Off	Def	Reb	Avg	PF-FO	AST	TO	Blk	Stl	Pts	Avg
2022-23	15-0	81	5.4	15-31	.484	12-25	.480	0-1	.000	1	14	15	1.0	11-0	13	2	1	9	42	2.8
2023-24	23-0	245	10.6	18-62	.290	9-40	.225	13-15	.867	7	26	33	1.4	10-0	25	11	3	15	58	2.5
2024-25	33-0	587	17.8	35-87	.402	21-66	.318	32-25	.914	12	80	92	2.8	31-0	74	23	5	43	123	3.7
2025-26	3-3	85	28.2	15-24	.625	9-17	.529	3-4	.750	7	9	16	5.3	6-0	8	1	0	10	42	14.0
TOTALS	74-3	997	13.5	83-204	.407	51-148	.345	48-55	.873	27	129	156	2.1	58-0	120	37	9	77	265	3.6



WAKA MBATCH 35

POSITION: FORWARD

CLASS: REDSHIRT SOPHOMORE

HEIGHT: 6'10"

WEIGHT: 225

HOMETOWN: SEREKUNDA, GAMBIA

PREVIOUS: FLORIDA STATE



SEASON AND CAREER HIGHS

Statistic	Season	Career
Points	5 at Colorado (11/3/25)	5 at Colorado (11/3/25)
Rebounds	8 vs. Northwest Indian (11/5/25)	8 vs. Northwest Indian (11/5/25)
Assists	--	--
Steals	1 vs. Denver (11/9/25)	1 vs. Denver (11/9/25)
Blocks	1 vs. Denver (11/9/25)	1 2x, last vs. Denver (11/9/25)
FGs Made	1 3x, last vs. Denver (11/9/25)	1 5x, last vs. Denver (11/9/25)
FGs Attempted	2 vs. Denver (11/9/25)	2 vs. Denver (11/9/25)
3FGs Made	--	--
3FGs Attempted	--	--
FTs Made	3 at Colorado (11/3/25)	3 at Colorado (11/3/25)
FTs Attempted	4 at Colorado (11/3/25)	4 at Colorado (11/3/25)
Minutes	17 vs. Northwest Indian (11/5/25)	17 vs. Northwest Indian (11/5/25)

MISCELLANEOUS STATISTICS

Statistic	Season	Career
Double-Digit Points	--	--
Double-Digit Rebounds	--	--
Double-Doubles	--	--
20-Point Games	--	--

2025-26 GAME-BY-GAME STATISTICS

Date	Opponent	MIN	FG	3FG	FT	O	D	R	PF	A	TO	B	S	PTS
N03	at Colorado	9	1-1	0-0	3-4	0	2	2	5	0	1	0	0	5
N05	Northwest Indian	17	1-4	0-0	2-2	3	5	8	3	0	2	0	0	4
N09	Denver	9	1-2	0-0	2-2	0	2	2	2	0	2	1	1	4
N12	at Stanford													
N15	at Boise State													
N20	vs Nobel													
N21	at Long Beach State													
N29	at Utah State													
D03	St. Thomas													
D06	at Oral Roberts													
D13	at Oregon State													
D16	at Cal Poly													
D22	Northwest													
J01	Northern Colorado													
J03	Northern Arizona													
J08	at Eastern Washington													
J10	at Idaho													
J17	Montana													
J19	at Northern Colorado													
J22	Idaho State													
J24	Weber State													
J29	at Sacramento State													
J31	at Portland State													
F05	Idaho													
F07	Eastern Washington													
F14	at Montana													
F19	at Weber State													
F21	at Idaho State													
F26	Portland State													
F28	Sacramento State													
M02	at Northern Arizona													

MBATCH'S CAREER STATISTICS

Season	GP-GS	Min	Avg	FG-FGA	Pct	3FG-3FGA	Pct	FT-FTA	Pct	Off	Def	Reb	Avg	PF-FO	AST	TO	Blk	Stl	Pts	Avg
2023-24*	2-0	3	1.7	0-0	.000	0-0	.000	0-0	.000	0	0	0	0.0	1-0	0	1	0	0	0	0.0
2024-25*	5-0	17	3.3	2-2	1.000	0-0	.000	0-0	.000	1	3	4	0.8	6-0	0	3	1	0	4	0.8
2025-26	3-0	35	11.8	3-7	.429	0-0	.000	7-8	.875	3	9	12	4.0	10-1	0	5	1	1	13	4.3
TOTALS	10-0	55	5.5	5-9	.556	0-0	.000	7-8	.875	4	12	16	1.6	17-1	0	9	2	1	17	1.7

* - Florida State



JADEN STEPPE

44

POSITION: FORWARD

CLASS: SOPHOMORE

HEIGHT: 6'8"

WEIGHT: 220

HOMETOWN: TUALATIN, ORE.

PREVIOUS: COLORADO STATE



SEASON AND CAREER HIGHS

Statistic	Season	Career
Points	15 vs. Northwest Indian (11/5/25)	15 vs. Northwest Indian (11/5/25)
Rebounds	6 vs. Northwest Indian (11/5/25)	6 vs. Northwest Indian (11/5/25)
Assists	4 vs. Northwest Indian (11/5/25)	4 vs. Northwest Indian (11/5/25)
Steals	1 vs. Denver (11/9/25)	1 vs. Loyola Marymount (12/4/24)
Blocks	1 vs. Northwest Indian (11/5/25)	1 vs. Northwest Indian (11/5/25)
FGs Made	7 vs. Northwest Indian (11/5/25)	7 vs. Northwest Indian (11/5/25)
FGs Attempted	8 vs. Northwest Indian (11/5/25)	8 vs. Northwest Indian (11/5/25)
3FGs Made	1 vs. Northwest Indian (11/5/25)	1 2x, last vs. NW Indian (11/5/25)
3FGs Attempted	2 3x, last vs. Denver (11/9/25)	2 4x, last vs. Denver (11/9/25)
FTs Made	--	--
FTs Attempted	--	--
Minutes	28 vs. Northwest Indian (11/5/25)	28 vs. Northwest Indian (11/5/25)

MISCELLANEOUS STATISTICS

Statistic	Season	Career
Double-Digit Points	1	1
Double-Digit Rebounds	--	--
Double-Doubles	--	--
20-Point Games	--	--

2025-26 GAME-BY-GAME STATISTICS

Date	Opponent	MIN	FG	3FG	FT	O	D	R	PF	A	TO	B	S	PTS
N03	at Colorado	5	1-3	0-2	0-0	0	2	2	3	0	0	0	0	2
N05	Northwest Indian	28	7-8	1-2	0-0	2	4	6	0	4	0	1	0	15
N09	Denver	20	2-6	0-2	0-0	1	4	5	0	1	1	0	1	4
N12	at Stanford													
N15	at Boise State													
N20	vs Nobel													
N21	at Long Beach State													
N29	at Utah State													
D03	St. Thomas													
D06	at Oral Roberts													
D13	at Oregon State													
D16	at Cal Poly													
D22	Northwest													
J01	Northern Colorado													
J03	Northern Arizona													
J08	at Eastern Washington													
J10	at Idaho													
J17	Montana													
J19	at Northern Colorado													
J22	Idaho State													
J24	Weber State													
J29	at Sacramento State													
J31	at Portland State													
F05	Idaho													
F07	Eastern Washington													
F14	at Montana													
F19	at Weber State													
F21	at Idaho State													
F26	Portland State													
F28	Sacramento State													
M02	at Northern Arizona													

STEPPE'S CAREER STATISTICS

Season	GP-GS	Min	Avg	FG-FGA	Pct	3FG-3FGA	Pct	FT-FTA	Pct	Off	Def	Reb	Avg	PF-FO	AST	TO	Blk	Stl	Pts	Avg
2024-25*	7-0	12	1.8	3-6	.500	1-3	.333	0-0	.000	0	0	0	0.0	2-0	0	1	0	1	7	1.0
2025-26	3-0	53	17.7	10-17	.588	1-6	.167	0-0	.000	3	10	13	4.3	3-0	5	1	1	1	21	7.0
TOTALS	10-0	66	6.6	13-23	.565	2-9	.222	0-0	.000	3	10	13	1.3	5-0	5	2	1	2	28	2.8

* - Colorado State