

Only Here

STANFORD ATHLETICS
THE WAY OF STANFORD

STANFORD MEN'S BASKETBALL

X

IG

@STANFORDMBB #GOSTANFORD

CONTACT: Zach Reynolds | 541.419.0615 | zreynold@stanford.edu

2025-26 SCHEDULE

OCTOBER/NOVEMBER

30 (Thu)	Oregon (Exhibition)	W, 78-70	ACCNX
4 (Tue)	Portland State	W, 89-79	ACCNX
8 (Sat)	Montana	W, 91-68	ACCNX
12 (Wed)	Montana State	W, 77-68	ACCNX
18 (Tue)	Louisiana	W, 93-66	ACCNX
21 (Fri)	Seattle	7 p.m.	ACCNX
27 (Thu)	vs. Minnesota (1)	6:30 p.m.	CBSSN
28 (Fri)	vs. Santa Clara/St. Louis (1)	TBA	TruTV

DECEMBER

1 (Mon)	Portland	7 p.m.	ACCNX
7 (Sun)	UNLV	1 p.m.	ACCNX
13 (Sat)	at San Jose State	4 p.m.	CBSSN
17 (Wed)	UT Arlington	7 p.m.	ACCNX
20 (Sat)	vs. Colorado (2)	5 p.m.	ESPNU
27 (Sat)	CSUN	5 p.m.	ACCNX
30 (Tue)	Notre Dame *	6 p.m.	ESPN2

JANUARY

2 (Fri)	Louisville *	5 p.m.	ACCN
7 (Wed)	at Virginia Tech *	4 p.m.	ACCN
10 (Sat)	at Virginia *	11:15 a.m.	CW
14 (Wed)	North Carolina *	6 p.m.	ACCN
17 (Sat)	Duke *	3 p.m.	ACCN
24 (Sat)	California *	5 p.m.	ACCN
28 (Wed)	at Miami *	6 p.m.	ACCN
31 (Sat)	at Florida State *	3 p.m.	ACCN

FEBRUARY

4 (Wed)	Clemson *	7 p.m.	ACCN
7 (Sat)	Georgia Tech *	5 p.m.	ESPNU
11 (Wed)	at Boston College *	6 p.m.	ESPNU
14 (Sat)	at Wake Forest *	1 p.m.	ACCN
21 (Sat)	at California *	3 p.m.	ACCN
25 (Wed)	Pittsburgh *	5 p.m.	ACCN
28 (Sat)	SMU *	3 p.m.	ACCN

MARCH

4 (Wed)	at Notre Dame *	6 p.m.	ESPNU
7 (Sat)	at NC State *	11:45 a.m.	CW


ACC schedule TBA

Bold indicates home game

(1) Acrisure Series at Palm Desert, Calif.

(2) Hall of Fame Series Phoenix, at Phoenix, Ariz.


All times listed PT



STANFORD

4-0, 0-0 ACC

VS.



SEATTLE

3-1, 0-0 WCC

SETTING THE SCENE

Stanford wraps up its season-opening five-game homestand on Friday, Nov. 21 with a visit from Seattle. The 7 p.m. contest will be broadcast on ACC Network Extra.

THE STARTING FIVE

- Stanford is out to a 4-0 start with a trio of Big Sky wins over Portland State, Montana and Montana State, and a victory over Louisiana, outscoring its opponents by an average of 17.2 points per game.
- Ebuka Okorie ranks third in the country in scoring at 25.5 points per game and first among freshmen. Chisom Okpara is averaging a career-best 16.5 points per night, which ranks 16th in the ACC.
- The Cardinal posted a successful first season under the leadership of Kyle Smith, winning the program's most games since 2014-15 (21) and matching a program record for wins on its home court (17). 2025-26 marks the program's second year in the ACC, after Stanford finished seventh in its maiden season.
- Kyle Smith enters his second season as Stanford's Anne and Tony Joseph Director of Men's Basketball. The 2024 Pac-12 Coach of the Year led Stanford to 21 wins in its first ACC campaign, the program's most since 2014-15. He is also the second head coach in program history to win 20 or more games in his first season, while his seven-win improvement from the previous season matched a program record for a first-year head coach. The Cardinal was postseason bound for the first time since 2018, appearing in the NIT. The postseason appearance was the fourth in a row for a Smith-coached program.
- Maxime Raynaud graduated from Stanford in 2025 after posting one of the top seasons in program history, and the All-American was drafted by the Sacramento Kings in June.

RAGIN' CARD

Stanford continued its winning ways at Maples Pavilion to open the season, defeating Louisiana, 93-66, marking the program's second-consecutive 4-0 start under Kyle Smith. Ebuka Okorie led the scoring with 26 points, including three 3-pointers and 11 free throws, while Chisom Okpara notched his second 20-point game of the season, scoring a Stanford-high 22 points. Cameron Grant scored a career-high 15 points, going 5-for-11 from beyond the arc.

GAME INFORMATION

Date.....Nov. 21, 2025

Time7 p.m.

VenueMaples Pavilion

TVACC Network Extra

TalentScott Reiss, Ashlee Jones

Stanford RadioCardinal Sports Network

.....GoStanford.com & Varsity Network / [Sirius XM](#) 386

TalentTroy Clardy, John Platz

All-Time Series.....Stanford leads, 6-0

Last MeetingW, 96-74 (Nov. 6, 2018)

Streak.....W6

STARTING LINEUP (FROM LAST GAME)

No.	Player	Pos.	Ht.	Wt.	Yr.	PPG	RPG	APG
1	Ebuka Okorie	G	6-2	185	Fr.	25.5	3.8	3.0
4	AJ Rohosy	F	6-9	230	Gr.	9.5	6.5	0.8
5	Benny Gealer	G	6-1	185	Sr.	11.0	2.3	1.5
10	Chisom Okpara	F	6-8	240	Sr.	16.5	4.5	1.8
52	Aidan Cammann	F/C	6-10	230	R-So.	7.5	4.3	1.8

OFF THE BENCH

0	Anthony Batson Jr.	G	6-3	195	So.	-	-	-
2	Donavin Young	F	6-8	220	So.	-	-	-
3	Tallis Toure	F/C	6-11	240	So.	0.0	1.0	0.0
6	Myles Jones	G	6-3	175	Fr.	-	-	-
11	Ryan Agarwal	G	6-6	205	R-Jr.	3.7	4.3	0.0
12	Kristers Skrinda	F	6-10	230	Fr.	2.3	3.0	0.3
13	Ethan Kitch	G	6-2	185	So.	0.0	0.0	0.0
15	Oskar Giltay	F/C	6-10	235	Fr.	1.7	2.3	0.0
20	Cameron Grant	F	6-7	220	R-So.	5.0	2.3	0.3
24	Jaylen Thompson	F	6-7	210	R-So.	0.0	0.0	0.0
25	Jeremy Dent-Smith	G	6-1	200	Gr.	5.8	3.0	3.3
33	Evan Stinson	F	6-7	205	So.	4.0	1.0	0.0

1 • Stanford Men's Basketball • Game Five • Seattle

EBUKA EXCELS

As the college basketball season concludes its third week, Ebuka Okorie has dazzled for the Cardinal with averages of 25.5 points, 3.8 rebounds, 3.0 assists and 2.3 steals per game on a shooting slash line of 57/42/85. Okorie ranks third nationally in scoring, and first among freshmen and players in the ACC and second among high major players, trailing only Kansas State's PJ Haggerty. He became the first Stanford freshman with four-straight 20-point games since Brook Lopez from Feb. 15-24, 2007, and should he get a fifth, would become the first freshman in program history to accomplish the feat.

Okorie opened the season with at least 20 points, multiple steals and two or fewer turnovers in the first three games this season - the only other player in the last 30 seasons to start his Division I career with three such games was Maine's Justin Edwards in 2011-12. The 26 points in Okorie's debut marked the most for a Cardinal true freshman in program history against a Division I opponent - only Mark Pitchford had more, coming against Division II Cal Poly in 1977. He was the first freshman point guard to start the season opener since Tyrell Terry in 2019 and just the third freshman overall to start the opener since 2019, joining Ziaire Williams (2020) and Harrison Ingram (2021).

FUN WITH SMALL SAMPLE SIZES

In addition to Ebuka Okorie leading the ACC in scoring he also ranks ninth in field goal percentage (56.9%), seventh in steals (2.3) and third in minutes played per game (33.6). Chisom Okpara ranks 16th in the ACC in scoring (16.5) and 11th in field goal percentage (.550). Stanford joins SMU and Louisville in having two of the top-16 scorers in the league.

Okpara is one of two players in the ACC averaging at least 16.5 points and 2.2 offensive rebounds per game while shooting 55 percent or better from the floor, along with North Carolina's Caleb Wilson. Ryan Agarwal is one of 36 players atop the national leaderboard in free throw percentage at 100% (min. 2.5 made per game), and one of two in the ACC. Benny Gealer ranks 13th in the ACC with 2.3 made 3-pointers per game.

Aidan Cammann joins Okorie in the ACC top-15 in steals, with Cammann's 1.8 steals per game ranking 14th. Cammann is one of three players in the ACC averaging at least 1.8 steals and 0.8 blocks per game, along with North Carolina's Caleb Wilson and Wake Forest's Tre'Von Spillers. AJ Rohosy is tied for 26th in the ACC with 6.5 rebounds per game and 25th with 1.0 blocks per game, while Oskar Giltay ranks 14th with 1.3 blocks per game.

The Cardinal ranks second in the ACC as a team in turnovers forced per game at 17.8 and first in defensive rebounds percentage (80.9%, 6th nationally). Per KenPom, Stanford ranks seventh nationally in non-steal turnovers forced (12.6%) and sixth in opponent assists per field goal (36.5%). Stanford ranks in the top-10 nationally in limiting opponent steals (7th, 4.3%) and blocks (4th, 3.2%). Additionally, Stanford received its first votes in the AP poll (Nov. 10 and Nov. 17) since week two of the 2020-21 season.

CONTINUITY AT STANFORD

Stanford returns 52 percent of its minutes played from a year ago and 11 of the Cardinal's players (nine scholarship) are back in 2025-26. The Cardinal is the only program in the ACC with more than 50 percent of its minutes returning, and one of only two with 40 percent or more returning (Notre Dame), while it also brings back 37.4 percent of its scoring, which ranks fourth in the ACC. Stanford joins only Marquette and Houston among power conference programs to bring back nine scholarship student-athletes.

HOME COURT ADVANTAGE

Stanford finished the 2024-25 regular season with the ACC's second-best home record, and it went 17-3 overall, including a 9-1 mark in the ACC. Duke went 10-0 in the ACC at home, while the Cardinal were one of three one-loss teams at home in conference play, along with Clemson and Louisville. Stanford outscored all opponents at home by 11.0 points per night in ACC play. The Cardinal matched its program record, along with the 2011-12 team, with 17 home wins, and it is 4-0 to open the season in 2025-26.

KING RAYNAUD

Maxime Raynaud was the nation's premier center last season, averaging 20.1 points and 10.6 rebounds per game, ranking 14th and ninth nationally, while also ranking second in the country in double-doubles (25). His 21st double-double, coming against Boston College on Feb. 26, set a new Stanford single-season record, passing Adam Keefe (1991-92), while Raynaud was the only player in the country to average at least 20 points and 10 rebounds. He ranked first in the ACC in rebounding and second in scoring while setting a new Stanford single-season record with 371 rebounds, and he finished fourth all-time with 707 points in a season. Raynaud graduated as the third Stanford player to record at least 1,600 points and 900 rebounds in program history, joining Adam Keefe and Kim Belton. Raynaud was drafted in the second round of the 2025 NBA Draft by the Sacramento Kings, and he gave the Cardinal an NBA Draft selection for the fourth time in seven years, making Stanford one of four teams in the ACC to accomplish the feat, joining Duke, North Carolina and Florida State.

PROGRAM STANDARDS

Stanford broke a trio of single-season program records as a team last season, in free throw percentage, 3-pointers made and turnovers per game. Stanford ended the year at 78.9 percent from the stripe as a team, which bested the previous program record of 76.3 percent, set by the 2005-06 team. Stanford ranked 13th nationally in free throw percentage and led the ACC in league play at 83.6 percent. Stanford gave up only 10.5 turnovers per night, its lowest mark on record. The previous record was 10.8 per game, accomplished by the 2014-15 team. Finally, the Cardinal made 294 3-pointers, breaking the program record for the third consecutive season.

The Cardinal is strong in these categories again in 2025-26, making 76.6 percent at the free throw line and turning it over 11.0 times per game. The Cardinal is making eight threes per game over the first four contests.

BY THE NUMBERS

1ST

RETURNING MINUTES
(ACC)

3

PROGRAM RECORDS SET
LAST SEASON (FT%, 3PM, TPG)

4

STRAIGHT POSTSEASONS
FOR SMITH-COACHED TEAMS

17

PROGRAM-RECORD TYING
WINS AT HOME IN 2024-25



THE ROSTER

No.	Player	Pos.	Ht.	Wt.	Yr.	Major	Hometown / Previous School
0	Anthony Batson, Jr.	G	6-3	195	So.	Undeclared	Scottsdale, Ariz. / Notre Dame Preparatory
1	Ebuka Okorie	G	6-2	185	Fr.	Undeclared	Nashua, N.H. / Brewster Academy
2	Donavin Young	F	6-8	220	So.	Undeclared	Pasco, Wash. / Link Academy (Mo.)
3	Tallis Toure	F/C	6-11	240	So.	Undeclared	Roseville, Calif. / West Park
4	AJ Rohosy	F	6-9	230	Gr.	Post-Baccalaureate	San Anselmo, Calif. / Claremont-Mudd-Scripps
5	Benny Gealer	G	6-1	185	Sr.	Economics	Palos Verdes Estates, Calif. / Rolling Hills Prep
6	Myles Jones	G	6-3	175	Fr.	Undeclared	Sacramento, Calif. / Modesto Christian
10	Chisom Okpara	F	6-8	240	Sr.	Sociology	Bronxville, N.Y. / Harvard
11	Ryan Agarwal	G	6-6	205	R-Jr.	Economics	Coppell, Texas / Coppell
12	Kristers Skrinda	F	6-10	230	Fr.	Undeclared	Riga, Latvia / Riga State Gymnasium No. 2
13	Ethan Kitch	G	6-2	185	So.	Undeclared	Palo Alto, Calif. / Gunn
15	Oskar Giltay	F/C	6-10	235	Fr.	Undeclared	Bilzen, Belgium / Topsportschool Antwerp
20	Cameron Grant	F	6-7	220	R-So.	Economics	Lakewood, Ohio / St. Edward
24	Jaylen Thompson	F	6-7	210	R-So.	Sci., Tech. & Society	Oakland, Calif. / Southern California Academy
25	Jeremy Dent-Smith	G	6-1	200	Gr.	Post-Baccalaureate	Hawthorne, Calif. / Cal State Dominguez Hills
33	Evan Stinson	F	6-7	205	So.	Undeclared	Cheney, Wash. / Cheney
52	Aidan Cammann	F/C	6-10	230	R-So.	Psychology	Andover, Mass. / Brewster Academy (N.H.)

PRONUNCIATION GUIDE

EBUKA OKORIE	eh-BOO-kuh oh-CORE-ee	Tallis TOURE	too-RAY
AJ ROHOSY	ro-HO-see	Benny GEALER	GHEE-ler
CHISOM OKPARA	CHIZ-um ock-PAR-uh	Ryan AGARWAL	AG-are-wall
Kristers SKRINDA	SCREEN-duh	Oskar GILTAY	HEEL-tay
Aidan CAMMANN	CAM-min	Eric REVENO	REV-eh-no

CLASS OF 2026 SIGNS

Stanford has signed a top-20 class nationally in the class of 2026, with all four prospects rated as four-star players: Aziz Olajuwon (G/F, 6-7, Houston, Texas), Isaiah Rogers (G, 6-3, Corona, Calif.), Elias Obenyah (G, 6-5, Ukiah, Calif.) and Julius Price (G, 6-2, Santa Maria, Calif.). As of Nov. 19, the class ranks 13th nationally from 247 Sports and 16th from ESPN. Olajuwon, the son of former NBA star Hakeem Olajuwon, is ranked as high as No. 40 nationally from ESPN, while 247 Sports ranks Price at No. 86. Rodgers and Obenyah are consensus top-150 signings.

NERDBALL IN ACTION

Kyle Smith doesn't just love analytics - the analytics love him back. Smith was ranked No. 7 on KenPom's list of the top 25 active coaches based on what they add to what is already captured by the model predictors. He was one of four coaches to rank in the top-15 on both sides of the ball.

EXHIBITION SUCCESS

Competing in its final preseason tune-up, Stanford downed former Pac-12 foe Oregon, 78-70, in an exhibition contest on Oct. 30. Chisom Okpara led the Cardinal with 20 points, six rebounds and three steals, including a perfect 3-for-3 mark from beyond the 3-point arc. Ebuka Okorie finished with 17 points, including a 9-for-10 mark at the free throw line, while Ryan Agarwal was also in double figures with 10 points. Benny Gealer chipped in eight, while AJ Rohosy and Aidan Cammann had seven apiece – with Cammann posting a game-leading plus-31 plus/minus on the night.

Stanford forced 19 Oregon turnovers and scored 17 points from those Duck mistakes. The Cardinal took advantage at the charity stripe, going 25-for-32 as a team, and held Oregon to just 5-for-19 shooting from beyond the arc.

PRO CARD

The Cardinal currently has five players on NBA rosters in Brook Lopez (LA Clippers), Dwight Powell (Dallas Mavericks), Ziaire Williams (Brooklyn Nets), Spencer Jones (Denver Nuggets) and 2025 draft pick Maxime Raynaud (Sacramento Kings), in addition to a plethora of successful players in leagues around the world. Mitch Johnson, meanwhile, is the head coach of the San Antonio Spurs.

Additionally, Kyle Smith has four players in the NBA from previous stops: Jaylen Wells (Memphis), Isaac Jones (Detroit) and Mouhamed Gueye (Atlanta) from Washington State and Jamaree Bouyea (Phoenix) from San Francisco.

FARM SYSTEM

Stanford returns nine of its 13 scholarship players from a year ago, and 11 total players, accounting for 52.0 percent of the team's minutes and 37.4 percent of the team's scoring in 2024-25. A versatile chess piece for Kyle Smith, Ryan Agarwal is the leading returning scoring scorer at 7.3 points per game, while he also ranked second on the team in rebounds (4.9) and assists (2.1) per game. Agarwal's 29 returning starts leads the Cardinal, while Donavin Young (16) and Aidan Cammann (14) were also consistent presences in the starting unit. Young was one of the most efficient low-usage players in the ACC, while Cammann was a versatile option at each of the frontcourt positions.

The top two bench performers for Stanford in 2024-25 are primed for larger roles this coming season. Benny Gealer averaged 6.0 points and 2.0 assists per game as the backup point guard to Jaylen Blakes, who graduated after posting 13.1 points per game a year ago, while Chisom Okpara ranked fifth on the team with 6.5 points per game while posting shooting splits of 50.3 percent from the field and 46.2 percent from beyond the arc.

NEW FACES AT STANFORD

The Cardinal signed a promising quartet of freshmen in the class of 2025 while adding a pair of accomplished transfers. Ebuka Okorie is a four-star point guard from On3 and the 247 composite rankings, arriving at Stanford after starring at Brewster Academy in New Hampshire. Okorie was the 2024-25 Gatorade Player of the Year in New Hampshire, and he led Brewster to a semifinal appearance at the Chipotle High School Basketball National Championships. Additionally, Myles Jones, a three-star signee from the 2026 class, reclassified to join the Cardinal in 2025. A dynamic guard and elite shooter, Jones was a two-time all-conference honoree at Modesto Christian.

Kristers Skrinda (Latvia) and Oskar Giltay (Belgium) arrive from Europe, looking to grow and develop in the mold of Raynaud. Both players were among the European leaders at FIBA U18 Eurobasket in 2024, with Skrinda ranking 10th in the event in scoring and second in rebounding while leading the tournament in double-doubles, and Giltay paced the event in blocks. Skrinda, who signed in November, is rated a four-star recruit from On3, while Giltay signed in May.

Stanford has added a graduate transfer for the fourth consecutive season, joining Michael Jones (2023-24), Jared Bynum (2024) and Jaylen Blakes (2025). Jeremy Dent-Smith arrives after a record-breaking career at Division II Cal-State Dominguez Hills, where he was a two-time first team All-American and the CSUDH single-season scoring leader. Dent-Smith averaged 19.2 points, 4.6 rebounds and 3.0 assists per game in 2024-25, leading the Toros to the national championship game and runner-up finish. AJ Rohosy joins after an All-American and Academic All-American campaign at Division III Claremont-Mudd-Scripps, where he averaged 21.3 points and 10.5 rebounds per game while breaking the program's record for field goal percentage (64.8%). Rohosy began his career at Washington State as a walk-on under Kyle Smith.

ACC STANDINGS

TEAM	CONFERENCE			OVERALL		
	W	L	PCT.	W	L	PCT.
1...Duke	0	0	0.000	5	0	1.000
....Louisville	0	0	0.000	4	0	1.000
....NC State	0	0	0.000	4	0	1.000
....North Carolina	0	0	0.000	5	0	1.000
....SMU	0	0	0.000	5	0	1.000
.... Stanford	0	0	0.000	4	0	1.000
....Syracuse	0	0	0.000	4	0	1.000
....Virginia	0	0	0.000	4	0	1.000
....Virginia Tech	0	0	0.000	4	0	1.000
....California	0	0	0.000	4	1	.800
....Clemson	0	0	0.000	4	1	.800
....Georgia Tech	0	0	0.000	4	1	.800
....Pittsburgh	0	0	0.000	4	1	.800
....Miami	0	0	0.000	3	1	.750
....Notre Dame	0	0	0.000	3	1	.750
....Wake Forest	0	0	0.000	3	1	.750
....Florida State	0	0	0.000	3	1	.750
....Boston College ...	0	0	0.000	3	2	.600

*Through Nov. 18

INSIDE THE SERIES - SEATTLE

Series History	Stanford leads, 6-0
Streak.....	W6
Last 5 Meetings.....	5-0
Last 10 Meetings.....	6-0
Under Kyle Smith	0-0
Kyle Smith vs. Chris Victor	1-0
Biggest Win	51, 1985-86
Biggest Loss	-
Most Points Scored.....	105, 1985-86
Most Points Allowed.....	74, 2018-19

QUICK FACTS

Stanford University	
Enrollment (undergraduate)	7,554
Enrollment (total).....	17,469
Home Arena Maples Pavilion	
Opened / Capacity.....	1968 / 7,233
Record at Maples.....	605-246 (.709)
Conference Record at Maples.....	309-190 (.616)
Anne and Tony Joseph Director of	
Men's Basketball	
Alma Mater	Hamilton College '92
Record at Stanford	25-14 (2nd year)
Overall	283-207 (16th year)
James C. Gaither Associate Men's Basketball Coach/	
General Manager.. Eric Reveno (2nd year, 11th total)	
Oscar da Silva Associate Men's Basketball	
Coach..... Jim Shaw (2nd year)	
Assistant Coach..... Wayne Hunter (2nd year)	
Assistant Coach Jeremy Harden (2nd year)	
Assistant Coach..... Brett MacConnell (1st year)	
Special Assistant to HC ... Amanda Leland (1st year)	
Operations Alex Yano (2nd year)	
Assistant GM Amir Bell (1st year)	
Sports Performance Michael Robinson (2nd year)	
Athletic Trainer Learie Jones (2nd year)	
First Season 1913-14 (111th season)	
All-Time Record..... 1,635-1,252 (.566)	
NCAA Championships..... 1 (1942)	
NCAA Final Four 2 (1942, 1998)	
NCAA Appearances .. 17 (1942, '89, '92, '95, '96, '97, '98, '99, '00, '01, '02, '03, '04, '05, '07, '08, '14)	
NIT Championships 3 (1991, 12, '15)	
NIT Appearances 10 (1988, '90, '91, '94, '06, '12, '13, '15, '18, '25)	
Conference Championships 7 (1920, '21 [PCC], 1963 [AAWU], 1999, '00, '01, '04 [Pac-12])	



KYLE SMITH

ANNE AND TONY JOSEPH DIRECTOR OF MEN'S BASKETBALL
SECOND SEASON AT STANFORD

Kyle Smith was announced as the Anne and Tony Joseph Director of Men's Basketball on March 25, 2024, and he begins his second season at Stanford in 2025-26.

In its first season in the ACC, and the first under Smith, the Cardinal finished the 2024-25 season at 21-14 overall, marking its most total victories since 2014-15 while matching a program record with 17 wins at Maples Pavilion. Stanford went 9-1 at home in the ACC, while Smith is just the second coach in program history to win 20 or more games in his first season. Additionally, the seven-win improvement year-to-year matches a program record for a first-year head coach. Smith saw numerous players have career-best seasons, led by All-American and ACC first team honoree and Scholar-Athlete of the Year, Maxime Raynaud.

Smith landed at The Farm following a successful five-year stint at Washington State, where he went 94-71 overall, including a 25-10 mark and second-place finish in the Pac-12 in 2023-24. Smith holds a 279-207 career record across 15 seasons as a head coach, including six seasons at Columbia and three at San Francisco. Additionally, he spent 18 years as an assistant coach with stretches at Saint Mary's (2001-10), Air Force (2000-01) and San Diego (1992-2000).

The 2024 John R. Wooden Pac-12 Coach of the Year, Smith led the Cougars to a No. 7 seed in the NCAA Tournament, advancing to the round of 32 with a victory over Drake in the opening round, while the postseason event was the seventh for Smith as a head coach and third with Washington State. The Cougars also reached the NIT semifinals in 2022 and earned a bid for a second consecutive season in 2023.

Smith was the first coach in Washington State history to post a .500 or better record in each of his first four seasons, doing so after taking over a program that was under .500 in each of the previous seven campaigns.

A talented coach known for expertise in analytics and player development, Smith's tutelage has included three NBA Draft selections in CJ Elleby (2020), Mouhamed Gueye (2023) and Jaylen Wells (2024), as well as Pac-12 Freshman of the Year Myles Rice (2024), while three Cougars earned All-Pac-12 recognition in 2024. Smith also coached San Francisco's Jamaree Bouyea, who made his NBA debut in 2023, and mentored a series of professional athletes as an assistant coach, including NBA players Matthew Dellavedova and Patty Mills at Saint Mary's.

Smith has also seen success on the recruiting trail, landing two top-60 classes, the highest for Washington State in over a decade. He signed a top-100 prospect to Pullman in the class of 2022, the first for the program since Klay Thompson in 2008.

Prior to Smith's tenure at Washington State, he led San Francisco to a 63-40 record, including 20 wins or more in each season and two postseason appearances. His three straight 20-win seasons marked just the fourth time in school history that a USF coach accomplished the feat and the first time in nearly 40 years. Smith produced seven All-WCC picks, paced by two-time All-WCC first team selection Frankie Ferrari.

Preceding his time in the Bay Area, he served as the head coach at Columbia where he put together a 101-82 overall mark, including a CIT Championship in his final season. Smith mentored 10 All-Ivy League selections over his six seasons at Columbia, led by Maodo Lo, a two-time first team honoree and the second-leading scorer in school history.

Smith played an integral role in building the Gaels' program into a perennial championship contender in the West Coast Conference under head coach Randy Bennett. In his nine seasons in Moraga, the Gaels made three NCAA Tournament (2005, '08, '10) appearances and earned one NIT bid (2009). Saint Mary's averaged 23 wins over Smith's last six seasons on the staff, including an 81-20 record over his final three seasons. The 2009-10 team finished with a 28-6 record, advanced to the Sweet 16 of the NCAA Championship and was ranked 19th nationally in the final ESPN/USA Today Coaches Poll.

During his one season at Air Force, Smith served as the Falcons' offensive and recruiting coordinator and took a lead role with player development and scouting. He was instrumental in the recruitment of 2003-04 Mountain West Conference Player of the Year Nick Welch along with all-conference players Antoine Hood and A.J. Kuhle.

Before joining the Falcons, Smith served eight seasons as an assistant coach at San Diego from 1992-2000 under Hank Egan and Brad Holland. During his time at San Diego, Smith helped lead the Toreros to their second-highest win total in school history (20 in 1999-2000) and as associate head coach, orchestrated a defense that allowed the lowest opponent scoring average (62.6) in the West Coast Conference (62.6 in 1999-2000).

Born in El Paso, Texas, Smith graduated in 1992 from Hamilton College with a degree in English literature. He also played basketball and helped lead the Continentals to a 26-1 record and the No. 1 ranking in the nation for NCAA Division III as a junior. He shot a school-record 51.3 percent from three-point range and helped Hamilton to an Eastern College Athletic Conference (ECAC) championship.

Smith earned a master's degree in educational leadership from the University of San Diego, where he began his coaching career.

Kyle and his wife, Katie, have three sons, Rocco, Bo, and Luke.

YEAR	SCHOOL	OVERALL	POSTSEASON
2010-11	Columbia	15-13	-
2011-12	Columbia	15-15	-
2012-13	Columbia	12-16	-
2013-14	Columbia	21-13	CIT Quarterfinals
2014-15	Columbia	13-15	-
2015-16	Columbia	25-10	CIT Champions
2016-17	San Francisco	20-13	CBI First Round
2017-18	San Francisco	22-17	CBI Runner-Up
2018-19	San Francisco	21-10	-
2019-20	Washington St.	16-16	Postseason Canceled
2020-21	Washington St.	14-13	-
2021-22	Washington St.	22-15	NIT Semifinals
2022-23	Washington St.	17-17	NIT First Round
2023-24	Washington St.	25-10	NCAA Round of 32
2024-25	Stanford	21-14	NIT Second Round
2025-26	Stanford	4-0	-
Overall (16th season)		283-207	8 appearances
at Stanford		25-14	1 appearance
at Washington State		94-71	3 appearances
at San Francisco		63-40	2 appearances
at Columbia		101-82	2 appearances

STANFORD IN...		
	2025-26	Smith Era
Overall.....	4-0	25-14
ACC.....	0-0	11-9
Non-Conference.....	4-0	12-3
Postseason.....	0-0	1-1
Home Games.....	4-0	21-3
On The Road.....	0-0	3-8
On Neutral Courts.....	0-0	1-3
vs. AP Ranked Opponents.....	0-0	0-4
vs. Coaches Ranked Opponents.....	0-0	0-4
When Leading At Halftime.....	4-0	21-5
When Trailing At Halftime.....	0-0	4-9
When Tied At Halftime.....	0-0	0-0
In Overtime.....	0-0	0-0
When Scoring Less Than 50 Points.....	0-0	0-1
When Scoring 50-59 Points.....	0-0	0-2
When Scoring 60-69 Points.....	0-0	1-4
When Scoring 70-79 Points.....	1-0	14-6
When Scoring 80+ Points.....	3-0	10-1
When Opponent Scores Less Than 50 Points.....	0-0	0-0
When Opponent Scores 50-59 Points.....	0-0	3-1
When Opponent Scores 60-69 Points.....	3-0	15-2
When Opponent Scores 70-79 Points.....	1-0	6-5
When Opponent Scores 80+ Points.....	0-0	1-6
When Shooting 50% or Better.....	0-0	7-0
When Shooting Under 50%.....	4-0	18-14
When Shooting 35% or Better From 3.....	2-0	16-2
When Shooting Under 35% From 3.....	2-0	9-12
When Shooting 75% or Better From FT Line.....	3-0	19-12
When Shooting Under 75% From FT Line.....	1-0	6-2
In Games Decided By 1-3 Points.....	0-0	3-3
In Games Decided By 4-9 Points.....	1-0	9-4
In Games Decided By 10-19 Points.....	1-0	6-4
In Games Decided By 20 Or More Points.....	2-0	7-3
When Outrebounding Opponent.....	4-0	19-4
When Being Outrebounded.....	0-0	6-10
When Rebounds are Even.....	0-0	0-0
When Stanford has More Assists.....	3-0	22-6
When Stanford has Fewer Assists.....	1-0	2-7
When Assists are Even.....	0-0	1-1
When Committing Less Than 10 Turnovers.....	1-0	10-4
When Committing 10-14 Turnovers.....	2-0	14-8
When Committing 15 or More Turnovers.....	1-0	1-2
When Stanford Wins Turnover Battle.....	4-0	17-4
When Stanford Loses Turnover Battle.....	0-0	5-8
When Turnovers are Even.....	0-0	3-2
In Morning Games.....	0-0	0-0
In Afternoon Games.....	1-0	10-4
In Night Games.....	3-0	15-10
On Monday.....	0-0	1-0
On Tuesday.....	2-0	6-1
On Wednesday.....	1-0	7-5
On Thursday.....	0-0	0-1
On Friday.....	0-0	1-0
On Saturday.....	1-0	9-6
On Sunday.....	0-0	1-1
November.....	4-0	10-2
December.....	0-0	3-1
January.....	0-0	6-3
February.....	0-0	3-4
March.....	0-0	3-4
When Wearing White.....	4-0	22-5
When Wearing Cardinal.....	0-0	1-4
When Wearing Black.....	0-0	2-5

BY THE NUMBERS			
DOUBLE-DOUBLES		2025-26	CAREER
AJ Rohosy		-	12*
Jeremy Dent-Smith		-	5*
40+ POINT GAMES		2025-26	CAREER
Jeremy Dent-Smith		-	1*
30+ POINT GAMES		2025-26	CAREER
Jeremy Dent-Smith		-	6*
AJ Rohosy		-	2*
20+ POINT GAMES		2025-26	CAREER
Ebuka Okorie		4	4
Chisom Okpara		2	11
Benny Gealer		-	1
DOUBLE-DIGIT POINTS		2025-26	CAREER
Ebuka Okorie		4	4
Chisom Okpara		3	46
Benny Gealer		3	16
AJ Rohosy		2	27*
Jeremy Dent-Smith		1	67*
Aidan Cammann		1	1
Cameron Grant		1	1
Ryan Agarwal		-	11
Donavin Young		-	1
Evan Stinson		-	1
DOUBLE-DIGIT REBOUNDS		2025-26	CAREER
AJ Rohosy		-	13*
Jeremy Dent-Smith		-	6*
Ryan Agarwal		-	2
Chisom Okpara		-	1
DOUBLE-DIGIT ASSISTS		2025-26	CAREER
N/A		-	-
LED STANFORD IN SCORING (includes ties)		2025-26	CAREER
Ebuka Okorie		4	4
Benny Gealer		-	1
Ryan Agarwal		-	1
LED STANFORD IN REBOUNDING (includes ties)		2025-26	CAREER
AJ Rohosy		2	2
Ryan Agarwal		1	5
Ebuka Okorie		1	1
Aidan Cammann		-	2
Chisom Okpara		-	1
LED STANFORD IN ASSISTS (includes ties)		2025-26	CAREER
Jeremy Dent-Smith		3	3
Ebuka Okorie		3	3
Benny Gealer		1	12
Chisom Okpara		1	3
Ryan Agarwal		-	4
Aidan Cammann		-	1
*Non-Division I before 2025-26			
COACHES CHALLENGES		WON	LOST
Kyle Smith		0	0
Opponents		0	0
		STREAK	

HIGHS & LOWS	
2025-26 STANFORD TEAM HIGHS	
Points	93, vs. Louisiana 11/18/25
FG made	36, vs. Montana 11/8/25
FG att.	79, vs. Montana 11/8/25
FG%	48.2, vs. Louisiana 11/18/25
3-pt. FG made	11, vs. Louisiana 11/18/25
3-pt. FG att.	31, vs. Louisiana 11/18/25
FT made	29, vs. Portland State 11/4/25
FT att.	36, vs. Portland State 11/4/25
Rebounds	39, vs. Montana State 11/12/25
Assists	14, twice
Steals	14, vs. Montana 11/8/25
Blocks	6, vs. Montana 11/8/25
Fewest Turnovers	5, vs. Montana 11/8/25
Fewest Fouls	12, vs. Montana State 11/12/25
First Half pts.	37, vs. Portland State 11/4/25
Second Half pts.	56, vs. Montana 11/8/25
2025-26 STANFORD TEAM LOWS	
Points	89, vs. Portland State 11/4/25
FG made	27, twice
FG att.	56, vs. Louisiana 11/18/25
FG%	45.6, vs. Montana 11/8/25
3-pt. FG made	5, vs. Montana State 11/12/25
3-pt. FG att.	17, vs. Portland State 11/4/25
FT made	9, vs. Montana 11/8/25
FT att.	15, vs. Montana 11/8/25
Rebounds	36, vs. Portland State 11/4/25
Assists	9, vs. Portland State 11/4/25
Steals	6, vs. Montana State 11/12/25
Blocks	2, twice
Most Turnovers	17, vs. Portland State 11/4/25
Most Fouls	17, vs. Portland State 11/4/25
First Half pts.	35, vs. Montana 11/8/25
Second Half pts.	41, vs. Montana State 11/12/25
2025-26 OPPONENT TEAM HIGHS	
Points	79, vs. Portland State 11/4/25
FG made	27, three times
FG att.	59, vs. Portland State 11/4/25
FG%	49.1, vs. Louisiana 11/18/25
3-pt. FG made	13, vs. Portland State 11/4/25
3-pt. FG att.	27, vs. Portland State 11/4/25
FT made	16, vs. Montana 11/8/25
FT att.	17, twice
Rebounds	37, vs. Montana 11/8/25
Assists	16, vs. Portland State 11/4/25
Steals	5, vs. Portland State 11/4/25
Blocks	2, twice
Fewest Turnovers	14, vs. Louisiana 11/18/25
Fewest Fouls	12, vs. Montana 11/8/25
First Half pts.	31, vs. Montana State 11/12/25
Second Half pts.	49, vs. Portland State 11/4/25
2025-26 OPPONENT TEAM LOWS	
Points	66, vs. Louisiana 11/18/25
FG made	23, vs. Montana 11/8/25
FG att.	51, vs. Montana 11/8/25
FG%	45.1, vs. Montana 11/8/25
3-pt. FG made	2, vs. Louisiana 11/18/25
3-pt. FG att.	9, vs. Louisiana 11/18/25
FT made	7, vs. Montana State 11/12/25
FT att.	13, vs. Montana State 11/12/25
Rebounds	27, vs. Louisiana 11/18/25
Assists	4, vs. Louisiana 11/18/25
Steals	2, vs. Montana 11/8/25
Blocks	0, vs. Louisiana 11/18/25
Most Turnovers	21, vs. Portland State 11/4/25
Most Fouls	30, vs. Portland State 11/4/25
First Half pts.	25, twice
Second Half pts.	37, vs. Montana State 11/12/25

Cardinal: High Mark (or tie) in Kyle Smith era (2024-pres.)

THE LAST TIME - TEAM

Scored 100 points

Stanford	100, vs. Arizona (12-31-23)
Opponent	106, at Duke (2-15-25)

Scored less than 50 points

Stanford	48, at Louisville (3-8-25)
Opponent	46, vs. Oregon State (1-19-23)

Scored less than 40 points

Stanford	39, at California (2-26-22)
Opponent	38, vs. Carroll College (12-27-15)

Overtime game

Stanford win	vs. California (87-76 in 1OT on 3-13-24)
Stanford loss	vs. Arkansas (77-74 in 2OT on 11-22-23)

Double Overtime game

Stanford win	vs. UCLA (107-99 in 2OT on 1-4-18)
Stanford loss	vs. Arkansas (77-74 in 2OT on 11-22-23)

Three or More Overtimes

Stanford win	at Oregon State (103-101 in 4OT on 1-7-12)
Stanford loss	at Washington State (85-76 in 3OT on 2-20-21)

40-point win

Stanford	Stanford 85, Green Bay 40 (12-16-22)
Opponent	Oregon State 81, Stanford 38 (1-11-82)

50-point win

Stanford	Stanford 111, Harvard 56 (11-9-07)
Opponent	never

60 points in a half

Stanford	63 (1st half), vs. Harvard (11-9-07)
Opponent	63 (2nd half), vs. Cal Poly (11-30-24)

Between 16-20 points in a half

Stanford	18 (1st half), at Louisville (3-8-25)
Opponent	19 (1st half), vs. Boston College (2-26-25)

15 points or less in a half

Stanford	12 (1st half), at California (2-26-22)
Opponent	15 (1st half), Washington State (2-28-19)

50 rebounds by a team

Stanford	53, vs. California (3-13-24)
Opponent	52, vs. Arkansas (11-22-23)

12 or more three-pointers in a game

Stanford	12, vs. CSUN (3-18-25)
Opponent	13, vs. Portland State (11-4-25)

10 or more steals in a game

Stanford	14, vs. Montana (11-8-25)
Opponent	10, at SMU (2-1-25)

25 turnovers in a game

Stanford	28, vs. Portland State (11-26-17)
Opponent	27, vs. Green Bay (12-16-22)

Five players scoring in double digits

Stanford	5, vs. Miami (1-22-25)
Opponent	5, at Duke (2-15-25)

More than five players scoring in double digits

Stanford	6, vs. Green Bay (11-13-15)
Opponent	6, vs. Washington State (3-14-24)

THE LAST TIME - INDIVIDUAL

Player recorded a double-double

Stanford	Maxime Raynaud (22 pts, 11 reb), vs. CSUN (3-18-25)
Opponent	DJ Campbell (19 pts, 10 reb), vs. California (3-12-25)

Two players recorded a double-double

Stanford	Brandon Angel (19 pts/10 reb)/Maxime Raynaud (12 pts/17 reb), at Arizona State (2-1-24)
Opponent	Fardaws Aimaq (13 pts/10 reb)/Grant Newell (11 pts/10 reb), at California (1-26-24)

Player recorded a triple-double

Stanford	Ziaire Williams (12 pts/12 reb/10 ast), vs. Washington (1-7-21)
Opponent	Deivon Smith (13 pts, 10 reb, 13 ast), at Utah (2-29-24)

Game decided by buzzer-beater (no time remaining)

Stanford win	James Keefe, vs. Arizona State (3-9-22)
Stanford loss	Chucky Hepburn, vs. Louisville (3-13-25)

Game-winning field goal under five seconds to play

Stanford win	Jaylen Blakes, vs. North Carolina (1-18-25)
Stanford loss	Chucky Hepburn, vs. Louisville (3-13-25)

30 points

Stanford	Maxime Raynaud (32), at Santa Clara (11-23-24)
Opponent	Andrej Stojakovic (37), vs. California (3-12-25)

40 points

Stanford	Casey Jacobsen (41), vs. Oregon (2-7-02)
Opponent	Darius McGhee (41), vs. Liberty (12-23-21)

Two players with 20 or more points

Stanford	Ebuka Okorie (26)/Chisom Okpara (22), vs. Louisiana (11-18-25)
Opponent	Terrence Edwards Jr. (25)/Chucky Hepburn (20), vs. Louisville (3-13-25)

Three players with 20 or more points

Stanford	Brown (21)/Randle (21)/Nastic (20), vs. Arizona State (1-24-15)
Opponent	Isaiah Collier (26)/Boogie Ellis (22)/Kobe Johnson (21), at USC (1-6-24)

No double-digit scorer

Stanford	vs. Arizona (1-20-22)
Opponent	vs. Carroll College (12-27-15)

12 field goals

Stanford	Maxime Raynaud (12), vs. Grand Canyon (11-26-24)
Opponent	Andrej Stojakovic (13), vs. California (3-12-25)

7 three-pointers

Stanford	Spencer Jones (8) vs. Washington (1-20-24)
Opponent	Courtney Ramey (8), vs. Arizona (2-11-23)

15 free throws

Stanford	Reid Travis (19), at Kansas (12-3-16)
Opponent	Jared Cunningham (15), vs. Oregon State (3-9-11)

15 rebounds

Stanford	Maxime Raynaud (15), vs. Syracuse (1-25-25)
Opponent	Baye Ndongo (16), at Georgia Tech (2-12-25)

20 rebounds

Stanford	Michael Humphrey (20), at Oklahoma State (3-19-18)
Opponent	Andre Roberson (20), at Colorado (1-24-13)

Three players with 10 or more rebounds

Stanford	Travis (12)/R. Allen (10)/Pickens (10), vs. Villanova (11-26-15)
Opponent	McCoy (12)/Bailey (11)/Johnson (10), vs. UCLA (1-17-98)

10 assists

Stanford	Jaylen Blakes (10), at Santa Clara (11-23-24)
Opponent	Boopie Miller (10), at SMU (2-1-25)

RANKINGS REPORT - NOV. 19

AP	RV
USA TODAY COACHES	NR
NET	TBD
KENPOM	79
TORVIK	95
EVAN MIYA	77

RECORD BY STARTING LINEUP

3-0	Okorie-Gealer-Okpara-Rohosy-Cammann
1-0	Okorie-Gealer-Agarwal-Okpara-Rohosy



#0 ANTHONY BATSON, JR.

SOPHOMORE | GUARD | 6-3 | 195 | UNDECLARED
SCOTTSDALE, ARIZ. | NOTRE DAME PREPARATORY

Three things to know...

1: Consensus three-star signing in 2024, explosive combo guard with strong two-way potential

2: All-state first team honoree at Notre Dame Prep, averaged 22.1 points and 6.3 rebounds per game as a senior

3: Completed summer internship with QuinStreet in San Francisco

Career Accolades: N/A

Trending: Set to redshirt 2025-26 campaign.

BATSON’S CAREER HIGHS

Points..... 6, vs. Wake Forest 2/5/25

FG 1, four times

FGA 4, twice

3FG -

3FGA..... 3, at Pittsburgh 1/4/25

FT 5, at Pittsburgh 1/4/25

FTA 6, at Pittsburgh 1/4/25

Rebounds..... 3, vs. Miami 1/22/25

Assists..... 1, five times

Blocks..... 2, vs. Grand Canyon 11/26/24

Steals..... 3, vs. Denver 11/4/24

Minutes..... 19, vs. Wake Forest 2/5/25

BATSON’S SEASON HIGHS

Points -

FG -

FGA -

3FG -

3FGA..... -

FT -

FTA -

Rebounds..... -

Assists..... -

Blocks..... -

Steals..... -

Minutes..... -

GAME BY GAME

CAREER STATS

				Field Goals		3-Point		F-Throws		Rebounds										Scoring	
SEASON	TEAM	GP-GS	MIN/AVG	FG-FGA	FG%	3FG-3FGA	3FG%	FT-FTA	FT%	OFF	DEF	TOT	AVG	PF-FO	A	TO	BLK	STL		PTS	AVG
2024-25	Stan	20-0	101/5.0	4-23	.174	0-13	.000	11-16	.688	3	6	9	0.5	21-1	5	9	4	10		19	1.0
TOTAL		20-0	101/5.0	4-23	.174	0-13	.000	11-16	.688	3	6	9	0.5	21-1	5	9	4	10		19	1.0



#1 EBUKA OKORIE

FRESHMAN | GUARD | 6-2 | 185 | UNDECLARED
NASHUA, N.H. | BREWSTER ACADEMY

Three things to know...

- 1: 2024-25 Gatorade Player of the Year in New Hampshire
- 2: Played for nation’s second-ranked high school program at Brewster Academy, averaged 14.0 points, 4.0 rebounds, 3.0 assists and 2.0 steals per game on 54.5 percent shooting
- 3: Rated as a four-star recruit from On3

Career Accolades: N/A

Trending: Ranks third nationally with 25.5 points per game, first among freshmen and first in the ACC, second among high major players (PJ Haggerty, Kansas State) ... Scored 26 points in opener vs. Portland State (Nov. 4), marking the most for a Cardinal true freshman in program history against a Division I opponent - only Mark Pitchford had more against Division II Cal Poly in 1977 ... Okorie's 102 points over the team's first four games are the most for a Stanford player on record ... Fourth Stanford freshman to start a season opener since 2019 (Tyrell Terry [2019], Ziaire Williams [2020], Harrison Ingram [2021]) ... Became the first Stanford freshman with four-straight 20-point games since Brook Lopez from Feb. 15-24, 2007, and should he get a fifth, would become the first freshman in program history to accomplish the feat... In the ACC, ranks ninth in field goal percentage (56.9%), seventh in steals (2.3) and third in minutes played per game (33.6).

OKORIE’S CAREER HIGHS

Points.....29, vs. Montana 11/8/25
FG11, vs. Montana 11/8/25
FGA 17, vs. Portland State 11/4/25
3FG 3, vs. Louisiana 11/18/25
3FGA..... 6, vs. Portland State 11/4/25
FT 11, vs. Louisiana 11/18/25
FTA 13, vs. Louisiana 11/18/25
Rebounds..... 7, vs. Portland State 11/4/25
Assists.....5, vs. Louisiana 11/18/25
Blocks..... -
Steals.....4, vs. Montana 11/8/25
Minutes.....35, vs. Montana State 11/12/25

OKORIE’S SEASON HIGHS


Points.....29, vs. Montana 11/8/25
FG11, vs. Montana 11/8/25
FGA 17, vs. Portland State 11/4/25
3FG 3, vs. Louisiana 11/18/25
3FGA..... 6, vs. Portland State 11/4/25
FT 11, vs. Louisiana 11/18/25
FTA 13, vs. Louisiana 11/18/25
Rebounds..... 7, vs. Portland State 11/4/25
Assists.....5, vs. Louisiana 11/18/25
Blocks..... -
Steals.....4, vs. Montana 11/8/25
Minutes.....35, vs. Montana State 11/12/25

GAME BY GAME

Opponent	Date	GS	MIN	Total		3-Pointers		Free throws		Rebounds				PF	A	TO	BLK	STL	PTS	AVG
				FG-FGA	PCT	3FG-3FGA	PCT	FT-FTA	PCT	OFF	DEF	TOT	AVG							
Portland St.	11/04/2025	*	32:34	9-17	.529	2-6	.333	6-6	1.000	1	6	7	7.0	3	2	2	0	2	26	26.0
Montana	11/08/2025	*	32:47	11-16	.688	2-5	.400	5-6	.833	0	4	4	5.5	0	2	0	0	4	29	27.5
Montana St.	11/12/2025	*	35:23	7-15	.467	1-3	.333	6-8	.750	0	2	2	4.3	2	3	2	0	3	21	25.3
Louisiana	11/18/2025	*	33:36	6-10	.600	3-5	.600	11-13	.846	1	1	2	3.8	0	5	1	0	0	26	25.5
Totals		4	134:20	33-58	.569	8-19	.421	28-33	.848	2	13	15	3.8	5	12	5	0	9	102	25.5

CAREER STATS

				Field Goals		3-Point		F-Throws		Rebounds									Scoring	
SEASON	TEAM	GP-GS	MIN/AVG	FG-FGA	FG%	3FG-3FGA	3FG%	FT-FTA	FT%	OFF	DEF	TOT	AVG	PF-FO	A	TO	BLK	STL	PTS	AVG
2025-26	Stan	4-4	134/33.6	33-58	.569	8-19	.421	28-33	.848	2	13	15	3.8	5-0	12	5	0	9	102	25.5
TOTAL		4-4	134/33.6	33-58	.569	8-19	.421	28-33	.848	2	13	15	3.8	5-0	12	5	0	9	102	25.5



#2 DONAVIN YOUNG

SOPHOMORE | FORWARD | 6-8 | 220 | UNDECLARED
PASCO, WASH. | LINK ACADEMY (MO.)

Three things to know...

1: Started 16 games as a freshman, elite athlete at both forward positions

2: Candidate for Most Improved Player in the ACC as a sophomore, shot 54.5 percent from 3-point range as a freshman

3: Completed summer internship with QuinStreet in San Francisco

Career Accolades: ACC All-Academic Team (2025) ... ACC Honor Roll (2025).

Trending: In 2024-25, Stanford was 10-5 with Young in the starting lineup and 5-2 when he had at least four points.

YOUNG’S CAREER HIGHS

Points..... 10, at Duke 2/15/25

FG4, at Duke 2/15/25

FGA 7, at Georgia Tech 2/12/25

3FG3, at North Carolina 1/18/25

3FGA.....4, at Georgia Tech 2/12/25

FT3, at Georgia Tech 2/12/25

FTA3, at Georgia Tech 2/12/25

Rebounds..... 5, twice

Assists.....1, twice

Blocks.....3, at North Carolina 1/18/25

Steals.....2, twice

Minutes.....34, at North Carolina 1/18/25

YOUNG’S SEASON HIGHS

Points..... -

FG -

FGA -

3FG -

3FGA..... -

FT -

FTA -

Rebounds..... -

Assists..... -

Blocks..... -

Steals..... -

Minutes..... -

GAME BY GAME

CAREER STATS

				Field Goals		3-Point		F-Throws		Rebounds										Scoring	
SEASON	TEAM	GP-GS	MIN/AVG	FG-FGA	FG%	3FG-3FGA	3FG%	FT-FTA	FT%	OFF	DEF	TOT	AVG	PF-FO	A	TO	BLK	STL	PTS	AVG	
2024-25	Stan	19-16	328/17.3	22-48	.458	12-22	.545	5-6	.833	20	28	48	2.5	32-0	2	8	8	10	61	3.2	
TOTAL		19-16	328/17.3	22-48	.458	12-22	.545	5-6	.833	20	28	48	2.5	32-0	2	8	8	10	61	3.2	



#3 TALLIS TOURE

SOPHOMORE | FORWARD/CENTER | 6-11 | 240 | UNDECLARED
ROSEVILLE, CALIF. | WEST PARK

Three things to know...

- 1: Consensus three-star signing in 2024, works as a shot-blocking center with 3-point range
- 2: Averaged 18.7 points, 11.4 rebounds and 3.0 blocks per game as a senior at West Park, named All-Foothill League Most Valuable Player
- 3: Completed summer internship with QuinStreet in San Francisco

Career Accolades: N/A

Trending: N/A

TOURE’S CAREER HIGHS

Points..... 4, twice
FG..... 1, four times
FGA..... 2, twice
3FG..... -
3FGA..... 1, twice
FT..... 3, at Duke 2/15/25
FTA..... 4, at Duke 2/15/25
Rebounds..... 3, at SMU 2/1/25
Assists..... 2, at California 12/7/24
Blocks..... 3, at California 12/7/24
Steals..... 1, three times
Minutes..... 11, at Pittsburgh 1/4/25

TOURE’S SEASON HIGHS

Points..... -
FG..... -
FGA..... 1, vs. Montana 11/8/25
3FG..... -
3FGA..... -
FT..... -
FTA..... -
Rebounds..... 2, vs. Montana 11/8/25
Assists..... -
Blocks..... 1, vs. Montana 11/8/25
Steals..... -
Minutes..... 4, vs. Montana 11/8/25

GAME BY GAME

Opponent	Date	GS	MIN	Total		3-Pointers		Free throws		Rebounds				PF A TO BLK STL PTS AVG								
				FG-FGA	PCT	3FG-3FGA	PCT	FT-FTA	PCT	OFF	DEF	TOT	AVG	PF	A	TO	BLK	STL	PTS	AVG		
Portland St.	11/04/2025		03:00	0-0	.000	0-0	.000	0-0	.000	0	0	0	0.0	0	0	0	0	0	0	0	0	0.0
Montana	11/08/2025		03:51	0-1	.000	0-0	.000	0-0	.000	1	1	2	1.0	0	0	0	1	0	0	0	0	0.0
Totals		0	06:51	0-1	.000	0-0	.000	0-0	.000	1	1	2	1.0	0	0	0	1	0	0	0	0	0.0

CAREER STATS

				Field Goals		3-Point		F-Throws		Rebounds									Scoring	
SEASON	TEAM	GP-GS	MIN/AVG	FG-FGA	FG%	3FG-3FGA	3FG%	FT-FTA	FT%	OFF	DEF	TOT	AVG	PF-FO	A	TO	BLK	STL	PTS	AVG
2024-25	Stan	16-0	80/5.0	4-10	.400	0-2	.000	9-12	.750	5	4	9	0.6	19-1	3	9	4	3	17	1.1
2025-26	Stan	2-0	7/3.4	0-1	.000	0-0	.000	0-0	.000	1	1	2	1.0	0-0	0	0	1	0	0	0.0
TOTAL		18-0	87/4.8	4-11	.364	0-2	.000	9-12	.750	6	5	11	0.6	19-1	3	9	5	3	17	0.9



#4 AJ ROHOSY

GRADUATE STUDENT | FORWARD | 6-9 | 230 | POST-BACCALAUREATE
SAN ANSELMO, CALIF. | MARIN CATHOLIC / CLAREMONT-MUDD-SCRIPPS

Three things to know...

- 1: Graduate transfer from Claremont-Mudd-Scripps, previously a walk-on at Washington State under Kyle Smith. Joins Jeremy Dent-Smith in giving Stanford a graduate transfer for the fourth-straight season
- 2: D3hoops All-America second team and CSC Academic All-America first team in 2024-25. Averaged a double-double last year at Claremont-Mudd-Scripps with 21.3 points and 10.5 rebounds per game while setting a new program record for field goal percentage in a season at 64.8 percent
- 3: Completed summer internship with Altamont Capital

Career Accolades: D3hoops All-America second team (2025) ... College Sports Communicators Academic All-America first team (2025) ... SCIAC Tournament Most Outstanding Player (2025) ... NABC and D3hoops All-Region selection (2025) ... All-SCIAC first team (2025) ... Two-time SCIAC Offensive Player of the Week (2025) ... Two-time D3 Team of the Week (2025).

Trending: Set a Division I high with 13 points in a win over Montana State (Nov. 12) ... Tied for 26th in the ACC with 6.5 rebounds per game and 25th with 1.0 blocks per game.

ROHOSY'S CAREER HIGHS

Points.....36, vs. Redlands 1/15/25
FG..... 15, at Pomona-Pitzer 1/25/25
FGA.....23, vs. Redlands 1/15/25
3FG.....-
3FGA.....-
FT..... 8, at Ramapo, 3/7/25
FTA..... 12, at Ramapo, 3/7/25
Rebounds..... 20, twice
Assists.....8, at Pomona-Pitzer 2/15/25
Blocks.....4, twice
Steals.....4, twice
Minutes..... 43, at Pomona-Pitzer 2/15/25

ROHOSY'S SEASON HIGHS

Points.....13, vs. Montana State 11/12/25
FG..... 6, twice
FGA..... 10, twice
3FG.....-
3FGA.....-
FT..... 2, vs. Portland State 11/4/25
FTA..... 5, vs. Louisiana 11/18/25
Rebounds.....8, vs. Montana 11/8/25
Assists..... 2, vs. Montana 11/8/25
Blocks.....2, vs. Montana State 11/12/25
Steals..... 2, vs. Montana 11/8/25
Minutes.....26, vs. Montana State 11/12/25

GAME BY GAME

Opponent	Date	GS	MIN	Total		3-Pointers		Free throws		Rebounds								PTS	AVG	
				FG-FGA	PCT	3FG-3FGA	PCT	FT-FTA	PCT	OFF	DEF	TOT	AVG	PF	A	TO	BLK			STL
Portland St.	11/04/2025	*	24:12	3-7	.429	0-0	.000	2-4	.500	2	4	6	6.0	2	0	2	1	0	8	8.0
Montana	11/08/2025	*	25:09	6-10	.600	0-0	.000	0-4	.000	3	5	8	7.0	1	2	0	1	2	12	10.0
Montana St.	11/12/2025	*	25:47	6-10	.600	0-0	.000	1-2	.500	0	7	7	7.0	3	1	0	2	0	13	11.0
Louisiana	11/18/2025	*	09:15	2-4	.500	0-0	.000	1-5	.200	3	2	5	6.5	3	0	0	0	0	5	9.5
Totals		4	84:23	17-31	.548	0-0	.000	4-15	.267	8	18	26	6.5	9	3	2	4	2	38	9.5

CAREER STATS

				Field Goals		3-Point		F-Throws		Rebounds										Scoring	
SEASON	TEAM	GP-GS	MIN/AVG	FG-FGA	FG%	3FG-3FGA	3FG%	FT-FTA	FT%	OFF	DEF	TOT	AVG	PF-FO	A	TO	BLK	STL		PTS	AVG
2022-23	WSU	1-0	3/3.0	0-0	.000	0-0	.000	0-0	.000	0	0	0	0.0	0-0	0	1	1	0		0	0.0
2023-24	WSU	10-0	12/1.2	2-3	.667	0-0	.000	0-0	.000	0	4	4	0.4	1-0	3	0	0	0		4	0.4
2024-25	CMS	27-27	822/30.4	227-351	.647	0-0	.000	120-193	.622	123	163	286	10.6	69-2	57	53	27	37		574	21.3
2025-26	Stan	4-4	84/21.1	17-31	.548	0-0	.000	4-15	.267	8	18	26	6.5	9-0	3	2	4	2		38	9.5
TOTAL FOR Stan		4-4	84/21.1	17-31	.548	0-0	.000	4-15	.267	8	18	26	6.5	9-0	3	2	4	2		38	9.5
TOTAL		42-31	921/21.9	246-385	.639	0-0	.000	124-208	.596	131	185	316	7.5	79-2	63	56	32	39		616	14.7



#5 BENNY GEALER

SENIOR | GUARD | 6-1 | 185 | ECONOMICS
PALOS VERDES ESTATES, CALIF. | ROLLING HILLS PREP

Three things to know...

- 1: Former walk-on, earned a scholarship starting in 2023-24
- 2: Led Stanford with a 3.6:1 assist-to-turnover ratio in 2024-25, which led the ACC among players with at least 2.0 ast/game
- 3: Completed summer internship with Silicon Valley Commercial Real Estate

Career Accolades: Two-time CSC Academic All-District (2024, 2025) ... ACC All-Academic Team (2025) ... NABC Honors Court (2025) ... Pac-12 Academic Honor Roll (2024) ... ACC Honor Roll (2025).

Trending: Made six threes in a half vs. Cal State Fullerton (Nov. 8, 2024) - first Stanford player with six threes in a half since Spencer Jones accomplished the feat vs. Washington (Jan. 20, 2024) ... Career-high five steals against Cal Poly (Nov. 30, 2024), most in a single game for Stanford since Oscar da Silva had five against San Diego on Dec. 21, 2019 ...One of two high major players returning nationally who averaged at least six points and two assists per game with at least a 3.6-to-1 assist to turnover ratio (min. 50% games played) ... T-13th in the ACC in threes per game (2.3) ... Has opened each of the last two seasons with three-straight games in double-figure scoring. Stanford is 12-4 in Gealer's career when he scores 10 or more.

GEALER’S CAREER HIGHS

Points..... 20, vs. Cal State Fullerton 11/8/24
FG 7, vs. Cal State Fullerton 11/8/24
FGA..... 12, vs. Cal Poly 11/30/24
3FG 6, vs. Cal State Fullerton 11/8/24
3FGA..... 9, three times
FT 6, twice
FTA 6, three times
Rebounds..... 6, vs. California 2/22/25
Assists.....9, at Arizona 2/4/24
Blocks.....1, twice
Steals.....5, vs. Cal Poly 11/30/24
Minutes..... 34, vs. UC Davis 11/17/24

GEALER’S SEASON HIGHS

Points..... 16, vs. Montana State 11/12/25
FG 5, vs. Montana State 11/12/25
FGA.....11, vs. Montana 11/8/25
3FG 4, vs. Montana State 11/12/25
3FGA.....9, vs. Montana 11/8/25
FT 5, vs. Portland State 11/4/25
FTA 6, vs. Portland State 11/4/25
Rebounds.....4, vs. Montana State 11/12/25
Assists.....2, twice
Blocks..... -
Steals..... 3, vs. Portland State 11/4/25
Minutes.....32, vs. Montana State 11/12/25

GAME BY GAME

Opponent	Date	GS	MIN	Total		3-Pointers		Free throws		Rebounds				PF	A	TO	BLK	STL	PTS	AVG
				FG-FGA	PCT	3FG-3FGA	PCT	FT-FTA	PCT	OFF	DEF	TOT	AVG							
Portland St.	11/04/2025	*	29:32	3-5	.600	1-2	.500	5-6	.833	1	2	3	3.0	3	2	2	0	3	12	12.0
Montana	11/08/2025	*	26:06	4-11	.364	3-9	.333	2-2	1.000	1	0	1	2.0	4	1	1	0	2	13	12.5
Montana St.	11/12/2025	*	32:06	5-8	.625	4-6	.667	2-2	1.000	0	4	4	2.7	0	2	0	0	0	16	13.7
Louisiana	11/18/2025	*	18:25	1-3	.333	1-3	.333	0-0	.000	0	1	1	2.3	3	1	2	0	1	3	11.0
Totals		4	106:09	13-27	.481	9-20	.450	9-10	.900	2	7	9	2.3	10	6	5	0	6	44	11.0

CAREER STATS

				Field Goals		3-Point		F-Throws		Rebounds										Scoring	
SEASON	TEAM	GP-GS	MIN/AVG	FG-FGA	FG%	3FG-3FGA	3FG%	FT-FTA	FT%	OFF	DEF	TOT	AVG	PF-FO	A	TO	BLK	STL	PTS	AVG	
2022-23	Stan	12-0	59/4.9	4-8	.500	3-7	.429	2-2	1.000	1	5	6	0.5	6-0	6	9	0	3	13	1.1	
2023-24	Stan	32-1	573/17.9	47-130	.362	26-78	.333	15-18	.833	6	45	51	1.6	57-1	73	27	1	20	135	4.2	
2024-25	Stan	32-7	652/20.4	58-170	.341	45-123	.366	32-36	.889	10	45	55	1.7	61-1	65	18	1	27	193	6.0	
2025-26	Stan	4-4	106/26.5	13-27	.481	9-20	.450	9-10	.900	2	7	9	2.3	10-0	6	5	0	6	44	11.0	
TOTAL		80-12	1391/17.4	122-335	.364	83-228	.364	58-66	.879	19	102	121	1.5	134-2	150	59	2	56	385	4.8	



#6 MYLES JONES

FRESHMAN | GUARD | 6-3 | 175 | UNDECLARED
SACRAMENTO, CALIF. | MODESTO CHRISTIAN

Three things to know...

1: Stanford's first commit in 2026 class, reclassified to 2025

2: Three-star guard via 247Sports and On3, top-25 player in state of California for 2026 class per 247

3: Averaged 14.0 points, 4.5 rebounds and 3.7 assists per game as a junior for Modesto Christian

Career Accolades: N/A

Trending: Set to redshirt 2025-26 campaign.

JONES' CAREER HIGHS

Points.....	-
FG	-
FGA	-
3FG	-
3FGA	-
FT	-
FTA	-
Rebounds.....	-
Assists.....	-
Blocks.....	-
Steals.....	-
Minutes.....	-

JONES' SEASON HIGHS

Points.....	-
FG	-
FGA	-
3FG	-
3FGA	-
FT	-
FTA	-
Rebounds.....	-
Assists.....	-
Blocks.....	-
Steals.....	-
Minutes.....	-

GAME BY GAME

CAREER STATS



#10 CHISOM OKPARA

SENIOR | FORWARD | 6-8 | 240 | SOCIOLOGY
BRONXVILLE, N.Y. | LA LUMIERE SCHOOL (IND.) / HARVARD

Three things to know...

- 1: Transfer from Harvard, enters second year in Stanford program in 2025-26. Ranked sixth in the Ivy League in scoring in 2023-24. Sister, Chidimma, also transferred to Stanford in women's tennis (2023-25, via Dartmouth)
- 2: One of top sixth men in the ACC last season, had 11 games in double figures off the Cardinal bench
- 3: Completed summer internship with Silicon Valley Commercial Real Estate

Career Accolades: CSC Academic All-District (2025) ... ACC All-Academic Team (2025) ... NABC Honors Court (2025) ... ACC Honor Roll (2025) ... Ivy League Player of the Week (Dec. 26, 2023) ... Four-time Ivy League Rookie of the Week (Nov. 14, 21, Dec. 26, 2022, Feb. 20, 2023) ... Blue Ribbon Preseason Ivy League Rookie of the Year (2022-23).

Trending: Ranks 16th in the ACC in scoring and 11th in field goal percentage ... One of two players in the ACC averaging at least 16.5 points and 2.2 offensive rebounds per game while shooting 55 percent or better from the floor (Caleb Wilson, North Carolina) ... Stanford is 4-0 over Okpara's career when he reaches 15 points ... Stanford-high 22 points last time out against Louisiana (Nov. 18), second game this season with at least 20 points... One of six returners in the ACC that posted at least 6.5 points and 2.0 rebounds per game last season with an effective field goal percentage of at least 55.9 percent.

OKPARA’S CAREER HIGHS

Points.....26, vs. Holy Cross 12/21/23
FG 10, three times
FGA 17, twice
3FG 3, three times
3FGA..... 7, twice
FT 10, at Loyola Chicago 12/2/23
FTA 15, at Loyola Chicago 12/2/23
Rebounds..... 10, at Northeastern 11/16/22
Assists.....5, twice
Blocks.....3, at Massachusetts 11/17/23
Steals..... 4, vs. Albany 1/2/24
Minutes..... 39, vs. Penn 2/24/24

OKPARA’S SEASON HIGHS

Points..... 22, vs. Louisiana 11/18/25
FG 7, twice
FGA 11, vs. Portland State 11/4/25
3FG 1, vs. Louisiana 11/18/25
3FGA..... 3, vs. Louisiana 11/18/25
FT 7, twice
FTA 8, vs. Portland State 11/4/25
Rebounds..... 5, twice
Assists.....3, vs. Montana State 11/12/25
Blocks..... 1, vs. Portland State 11/4/25
Steals..... 2, vs. Montana 11/8/25
Minutes.....31, vs. Montana State 11/12/25

GAME BY GAME

Opponent	Date	GS	MIN	Total		3-Pointers		Free throws		Rebounds				PF	A	TO	BLK	STL	PTS	AVG
				FG-FGA	PCT	3FG-3FGA	PCT	FT-FTA	PCT	OFF	DEF	TOT	AVG							
Portland St.	11/04/2025	*	29:18	7-11	.636	0-1	.000	7-8	.875	2	2	4	4.0	3	1	3	1	1	21	21.0
Montana	11/08/2025	*	24:53	3-10	.300	0-1	.000	2-3	.667	4	1	5	4.5	4	2	1	0	2	8	14.5
Montana St.	11/12/2025	*	30:57	5-9	.556	0-0	.000	5-7	.714	1	3	4	4.3	2	3	3	0	0	15	14.7
Louisiana	11/18/2025	*	26:24	7-10	.700	1-3	.333	7-7	1.000	2	3	5	4.5	0	1	2	0	1	22	16.5
Totals			4 111:32	22-40	.550	1-5	.200	21-25	.840	9	9	18	4.5	9	7	9	1	4	66	16.5

CAREER STATS

				Field Goals		3-Point		F-Throws		Rebounds										Scoring	
SEASON	TEAM	GP-GS	MIN/AVG	FG-FGA	FG%	3FG-3FGA	3FG%	FT-FTA	FT%	OFF	DEF	TOT	AVG	PF-FO	A	TO	BLK	STL	PTS	AVG	
2022-23	HU	28-2	556/19.9	78-159	.491	13-40	.325	37-64	.578	37	73	110	3.9	70-1	30	52	8	11	206	7.4	
2023-24	HU	26-24	794/30.5	147-307	.479	27-80	.338	109-162	.673	30	101	131	5.0	64-0	53	62	19	20	430	16.5	
2024-25	Stan	35-5	571/16.3	81-161	.503	18-39	.462	49-71	.690	25	46	71	2.0	56-0	36	47	9	30	229	6.5	
2025-26	Stan	4-4	112/27.9	22-40	.550	1-5	.200	21-25	.840	9	9	18	4.5	9-0	7	9	1	4	66	16.5	
TOTAL FOR Stan		39-9	683/17.5	103-201	.512	19-44	.432	70-96	.729	34	55	89	2.3	65-0	43	56	10	34	295	7.6	
TOTAL		93-35	2033/21.9	328-667	.492	59-164	.360	216-322	.671	101	229	330	3.5	199-1	126	170	37	65	931	10.0	



#11 RYAN AGARWAL

RS JUNIOR | GUARD | 6-6 | 205 | ECONOMICS
COPPELL, TEXAS | COPPELL

Three things to know...

- 1: Enjoyed a breakout first year under Kyle Smith with career-best numbers across the board. Four-star wing by Rivals and ESPN in 2022, once rated as high as No. 84 nationally by Rivals
- 2: One of four known Division I college basketball players of Indian descent, along with Ishan Sharma (Saint Louis), Neel Beniwal (San Diego) and Tishan Ahir (UC Irvine), and the only player at the high major level
- 3: Completed summer internship with Altamont Capital
- Career Accolades: CSC Academic All-District (2025) ... ACC All-Academic Team (2025) ... NABC Honors Court (2025) ... Pac-12 Academic Honor Roll (2024) ... ACC Honor Roll (2025)

Trending: One of six major conference returners to match or exceed his per game averages in points (7.3), rebounds (4.9) and assists (2.1) while making at least 42 3-pointers in 2024-25 ... one of 36 players atop the national leaderboard in free throw percentage at 100% (min. 2.5 made per game), and one of two in the ACC ... Season bests of seven points and seven rebounds last time out against Louisiana (Nov. 19).

AGARWAL’S CAREER HIGHS

Points.....15, vs. Northern Arizona 11/12/24
FG 6, at Wake Forest 1/15/25
FGA..... 12, at Wake Forest 1/15/25
3FG4, vs. Northern Arizona 11/12/24
3FGA.....8, vs. Merrimack 12/17/24
FT 4, twice
FTA 5, vs. Denver 11/4/24
Rebounds..... 12, at Notre Dame 3/5/25
Assists.....8, vs. NC State 2/8/25
Blocks..... 2, vs. Northern Arizona 11/12/24
Steals.....2, eight times
Minutes..... 36, at Santa Clara 11/23/24

AGARWAL’S SEASON HIGHS

Points..... 7, vs. Louisiana 11/18/25
FG 1, vs. Louisiana 11/18/25
FGA..... 5, vs. Portland State 11/4/25
3FG 1, vs. Louisiana 11/18/25
3FGA..... 2, twice
FT 4, vs. Louisiana 11/18/25
FTA 4, vs. Louisiana 11/18/25
Rebounds..... 7, vs. Louisiana 11/18/25
Assists..... -
Blocks..... -
Steals..... -
Minutes..... 17, vs. Portland State 11/4/25

GAME BY GAME

Opponent	Date	GS	MIN	Total		3-Pointers		Free throws		Rebounds				PF	A	TO	BLK	STL	PTS	AVG
				FG-FGA	PCT	3FG-3FGA	PCT	FT-FTA	PCT	OFF	DEF	TOT	AVG							
Portland St.	11/04/2025	*	17:00	0-5	.000	0-1	.000	2-2	1.000	2	2	4	4.0	0	0	2	0	0	2	2.0
Montana St.	11/12/2025		09:27	0-2	.000	0-2	.000	2-2	1.000	0	2	2	3.0	1	0	1	0	0	2	2.0
Louisiana	11/18/2025		15:21	1-3	.333	1-2	.500	4-4	1.000	0	7	7	4.3	1	0	1	0	0	7	3.7
Totals		1	41:48	1-10	.100	1-5	.200	8-8	1.000	2	11	13	4.3	2	0	4	0	0	11	3.7

CAREER STATS

				Field Goals		3-Point		F-Throws		Rebounds										Scoring	
SEASON	TEAM	GP-GS	MIN/AVG	FG-FGA	FG%	3FG-3FGA	3FG%	FT-FTA	FT%	OFF	DEF	TOT	AVG	PF-FO	A	TO	BLK	STL		PTS	AVG
2022-23	Stan	17-0	128/7.5	20-40	.500	16-35	.457	3-5	.600	0	10	10	0.6	9-0	3	8	0	4		59	3.5
2023-24	Stan	5-0	52/10.4	5-15	.333	1-11	.091	1-1	1.000	0	2	2	0.4	9-1	1	0	0	3		12	2.4
2024-25	Stan	35-29	947/27.1	94-252	.373	42-146	.288	27-33	.818	41	130	171	4.9	78-2	74	33	7	23		257	7.3
2025-26	Stan	3-1	42/13.9	1-10	.100	1-5	.200	8-8	1.000	2	11	13	4.3	2-0	0	4	0	0		11	3.7
TOTAL		60-30	1169/19.5	120-317	.379	60-197	.305	39-47	.830	43	153	196	3.3	98-3	78	45	7	30		339	5.7



#12 KRISTERS SKRINDA

FRESHMAN | FORWARD | 6-10 | 230 | UNDECLARED
RIGA, LATVIA | RIGA STATE GYMNASIUM NO. 2

Three things to know...

- 1: Starred for Latvia at FIBA U18 Eurobasket, leading the event in double-doubles and ranking 10th in scoring and second in rebounding
- 2: Four-star, top-100 prospect from On3 at the time of his signing
- 3: Attended the prestigious Riga State Gymnasium No. 2

Career Accolades: N/A

Trending: Seven points and four rebounds in Stanford debut vs. Montana (Nov. 8).

SKRINDA'S CAREER HIGHS

Points.....7, vs. Montana 11/8/25
FG3, vs. Montana 11/8/25
FGA4, vs. Montana 11/8/25
3FG1, vs. Montana 11/8/25
3FGA2, vs. Montana State 11/12/25
FT-
FTA-
Rebounds.....4, vs. Montana 11/8/25
Assists1, vs. Montana State 11/12/25
Blocks-
Steals-
Minutes..... 10, vs. Montana 11/8/25

SKRINDA'S SEASON HIGHS

Points.....7, vs. Montana 11/8/25
FG3, vs. Montana 11/8/25
FGA4, vs. Montana 11/8/25
3FG1, vs. Montana 11/8/25
3FGA2, vs. Montana State 11/12/25
FT-
FTA-
Rebounds.....4, vs. Montana 11/8/25
Assists1, vs. Montana State 11/12/25
Blocks-
Steals-
Minutes..... 10, vs. Montana 11/8/25

GAME BY GAME

Opponent	Date	GS	MIN	Total		3-Pointers		Free throws		Rebounds				PF	A	TO	BLK	STL	PTS	AVG
				FG-FGA	PCT	3FG-3FGA	PCT	FT-FTA	PCT	OFF	DEF	TOT	AVG							
Montana	11/08/2025		10:24	3-4	.750	1-1	1.000	0-0	.000	2	2	4	4.0	0	0	0	0	0	7	7.0
Montana St.	11/12/2025		09:16	0-3	.000	0-2	.000	0-0	.000	1	2	3	3.5	0	1	1	0	0	0	3.5
Louisiana	11/18/2025		05:43	0-0	.000	0-0	.000	0-0	.000	0	2	2	3.0	0	0	0	0	0	0	2.3
Totals		0	25:23	3-7	.429	1-3	.333	0-0	.000	3	6	9	3.0	0	1	1	0	0	7	2.3

CAREER STATS

				Field Goals		3-Point		F-Throws		Rebounds				Scoring						
SEASON	TEAM	GP-GS	MIN/AVG	FG-FGA	FG%	3FG-3FGA	3FG%	FT-FTA	FT%	OFF	DEF	TOT	AVG	PF-FO	A	TO	BLK	STL	PTS	AVG
2025-26	Stan	3-0	25/8.5	3-7	.429	1-3	.333	0-0	.000	3	6	9	3.0	0-0	1	1	0	0	7	2.3
TOTAL		3-0	25/8.5	3-7	.429	1-3	.333	0-0	.000	3	6	9	3.0	0-0	1	1	0	0	7	2.3



#13 ETHAN KITCH

SOPHOMORE | GUARD | 6-2 | 185 | UNDECLARED
PALO ALTO, CALIF. | GUNN

Three things to know...

1: Walk-on guard from nearby Gunn High School

2: Three-time All-SCVAL selection

3: All-Bay Area selection in 2024 at Gunn as a senior

Career Accolades: ACC Honor Roll (2025).

Trending: N/A

KITCH’S CAREER HIGHS

Points.....-

FG.....-

FGA.....-

3FG.....-

3FGA..... 1, vs. Louisiana 11/18/25

FT.....-

FTA.....-

Rebounds.....-

Assists.....-

Blocks.....-

Steals.....-

Minutes.....1, twice

KITCH’S SEASON HIGHS

Points.....-

FG.....-

FGA.....-

3FG.....-

3FGA..... 1, vs. Louisiana 11/18/25

FT.....-

FTA.....-

Rebounds.....-

Assists.....-

Blocks.....-

Steals.....-

Minutes.....1, twice

GAME BY GAME

Opponent	Date	GS	MIN	Total		3-Pointers		Free throws		Rebounds				PF	A	TO	BLK	STL	PTS	AVG
				FG-FGA	PCT	3FG-3FGA	PCT	FT-FTA	PCT	OFF	DEF	TOT	AVG							
Montana	11/08/2025		00:46	0-0	.000	0-0	.000	0-0	.000	0	0	0	0.0	0	0	0	0	0	0	0.0
Louisiana	11/18/2025		00:31	0-1	.000	0-1	.000	0-0	.000	0	0	0	0.0	0	0	0	0	0	0	0.0
Totals		0	01:17	0-1	.000	0-1	.000	0-0	.000	0	0	0	0.0	0	0	0	0	0	0	0.0

CAREER STATS

				Field Goals		3-Point		F-Throws		Rebounds				Scoring						
SEASON	TEAM	GP-GS	MIN/AVG	FG-FGA	FG%	3FG-3FGA	3FG%	FT-FTA	FT%	OFF	DEF	TOT	AVG	PF-FO	A	TO	BLK	STL	PTS	AVG
2025-26	Stan	2-0	1/0.6	0-1	.000	0-1	.000	0-0	.000	0	0	0	0.0	0-0	0	0	0	0	0	0.0
TOTAL		2-0	1/0.6	0-1	.000	0-1	.000	0-0	.000	0	0	0	0.0	0-0	0	0	0	0	0	0.0



#15 OSKAR GILTAY

FRESHMAN | FORWARD/CENTER | 6-10 | 235 | UNDECLARED
BILZEN, BELGIUM | TOPSPORTSCHOOL ANTWERP

- Three things to know...
- 1: Averaged 10.0 points and 6.4 rebounds for Belgium at FIBA U18 Eurobasket, leading the tournament with 3.1 blocks
 - 2: Scored 6.9 points with 4.1 rebounds per game for Hubo Limburg United in 2024-25
 - 3: BXNT Young Player of the Month for January of 2025
- Career Accolades: N/A

Trending: Ranks 14th in the ACC in blocks per game, one of seven freshman at or greater than 1.3 blocks per game ... Scored three points with three rebounds in freshman debut against Portland State (Nov. 4) ... One of eight freshmen in the ACC averaging at least one block per game.

GILTAY’S CAREER HIGHS

Points..... 3, vs. Portland State 11/4/25
FG 1, twice
FGA..... 1, twice
3FG -
3FGA..... -
FT 1, vs. Portland State 11/4/25
FTA 2, vs. Portland State 11/4/25
Rebounds..... 3, vs. Portland State 11/4/25
Assists..... -
Blocks..... 2, twice
Steals..... -
Minutes..... 8, vs. Louisiana 11/18/25

GILTAY’S SEASON HIGHS

Points..... 3, vs. Portland State 11/4/25
FG 1, twice
FGA..... 1, twice
3FG -
3FGA..... -
FT 1, vs. Portland State 11/4/25
FTA 2, vs. Portland State 11/4/25
Rebounds..... 3, vs. Portland State 11/4/25
Assists..... -
Blocks..... 2, twice
Steals..... -
Minutes..... 8, vs. Louisiana 11/18/25

GAME BY GAME

Opponent	Date	GS	MIN	Total		3-Pointers		Free throws		Rebounds				PF	A	TO	BLK	STL	PTS	AVG
				FG-FGA	PCT	3FG-3FGA	PCT	FT-FTA	PCT	OFF	DEF	TOT	AVG							
Portland St.	11/04/2025		04:27	1-1	1.000	0-0	.000	1-2	.500	1	2	3	3.0	0	0	1	0	0	3	3.0
Montana St.	11/12/2025		03:50	0-0	.000	0-0	.000	0-0	.000	1	1	2	2.5	0	0	0	2	0	0	1.5
Louisiana	11/18/2025		08:24	1-1	1.000	0-0	.000	0-0	.000	1	1	2	2.3	1	0	1	2	0	2	1.7
Totals		0	16:41	2-2	1.000	0-0	.000	1-2	.500	3	4	7	2.3	1	0	2	4	0	5	1.7

CAREER STATS

				Field Goals		3-Point		F-Throws		Rebounds				Scoring						
SEASON	TEAM	GP-GS	MIN/AVG	FG-FGA	FG%	3FG-3FGA	3FG%	FT-FTA	FT%	OFF	DEF	TOT	AVG	PF-FO	A	TO	BLK	STL	PTS	AVG
2025-26	Stan	3-0	17/5.6	2-2	1.000	0-0	.000	1-2	.500	3	4	7	2.3	1-0	0	2	4	0	5	1.7
TOTAL		3-0	17/5.6	2-2	1.000	0-0	.000	1-2	.500	3	4	7	2.3	1-0	0	2	4	0	5	1.7



#20 CAMERON GRANT

RS SOPHOMORE | FORWARD | 6-7 | 220 | ECONOMICS
LAKEWOOD, OHIO | ST. EDWARD

Three things to know...

- 1: Terrific shooter off the wing
- 2: Preferred walk-on, redshirted freshman season
- 3: Son of former Cleveland Cavaliers general manager Chris Grant (2011-14)

Career Accolades: ACC Honor Roll (2025).

Trending: Career-high 15 points last time out vs. Louisiana (Nov. 18), first Stanford player to make five 3-pointers in a game since Benny Gealer on March 1, 2025.

GRANT’S CAREER HIGHS

Points..... 15, vs. Louisiana 11/18/25
FG 5, vs. Louisiana 11/18/25
FGA 11, vs. Louisiana 11/18/25
3FG 5, vs. Louisiana 11/18/25
3FGA..... 11, vs. Louisiana 11/18/25
FT -
FTA -
Rebounds..... 6, at SMU 2/1/25
Assists..... 3, at SMU 2/1/25
Blocks..... 2, vs. Montana 11/8/25
Steals..... 1, twice
Minutes..... 25, at SMU 2/1/25

GRANT’S SEASON HIGHS


Points..... 15, vs. Louisiana 11/18/25
FG 5, vs. Louisiana 11/18/25
FGA 11, vs. Louisiana 11/18/25
3FG 5, vs. Louisiana 11/18/25
3FGA..... 11, vs. Louisiana 11/18/25
FT -
FTA -
Rebounds..... 5, vs. Montana 11/8/25
Assists..... 1, vs. Portland State 11/4/25
Blocks..... 2, vs. Montana 11/8/25
Steals..... -
Minutes..... 22, vs. Montana 11/8/25

GAME BY GAME

Opponent	Date	GS	MIN	Total		3-Pointers		Free throws		Rebounds										
				FG-FGA	PCT	3FG-3FGA	PCT	FT-FTA	PCT	OFF	DEF	TOT	AVG	PF	A	TO	BLK	STL	PTS	AVG
Portland St.	11/04/2025		13:32	0-2	.000	0-2	.000	0-0	.000	0	0	0	0.0	1	1	0	0	0	0	0.0
Montana	11/08/2025		21:38	2-5	.400	1-4	.250	0-0	.000	3	2	5	2.5	1	0	0	2	0	5	2.5
Montana St.	11/12/2025		07:26	0-3	.000	0-3	.000	0-0	.000	0	1	1	2.0	1	0	0	0	0	0	1.7
Louisiana	11/18/2025		20:07	5-11	.455	5-11	.455	0-0	.000	0	3	3	2.3	1	0	0	0	0	15	5.0
Totals		0	62:43	7-21	.333	6-20	.300	0-0	.000	3	6	9	2.3	4	1	0	2	0	20	5.0

CAREER STATS

				Field Goals		3-Point		F-Throws		Rebounds										Scoring	
SEASON	TEAM	GP-GS	MIN/AVG	FG-FGA	FG%	3FG-3FGA	3FG%	FT-FTA	FT%	OFF	DEF	TOT	AVG	PF	FO	A	TO	BLK	STL	PTS	AVG
2024-25	Stan	10-0	49/4.9	7-14	.500	4-11	.364	0-0	.000	8	5	13	1.3	5-0	4	0	0	0	2	18	1.8
2025-26	Stan	4-0	63/15.7	7-21	.333	6-20	.300	0-0	.000	3	6	9	2.3	4-0	1	0	2	0	0	20	5.0
TOTAL		14-0	112/8.0	14-35	.400	10-31	.323	0-0	.000	11	11	22	1.6	9-0	5	0	2	2	2	38	2.7



#24 JAYLEN THOMPSON

RS SOPHOMORE | FORWARD | 6-7 | 210 | SCIENCE, TECHNOLOGY & SOCIETY
OAKLAND, CALIF. | SOUTHERN CALIFORNIA ACADEMY

Three things to know...

- 1: Consensus four-star recruit in 2022, rated as high as No. 67 by 247Sports
- 2: Appeared in 20 games off the Cardinal bench with two starts in 2024-25, elite athlete who can guard multiple positions
- 3: Completed summer internship with Silicon Valley Commercial Real Estate

Career Accolades: ACC All-Academic Team (2025)

Trending: N/A

THOMPSON’S CAREER HIGHS

Points..... 7, vs. Wake Forest 2/5/25
FG 3, vs. Wake Forest 2/5/25
FGA..... 5, three times
3FG 1, three times
3FGA..... 4, at Notre Dame 3/5/25
FT 2, three times
FTA 2, four times
Rebounds..... 7, at SMU 2/1/25
Assists..... 1, vs. Norfolk State 11/20/24
Blocks..... 1, four times
Steals..... 1, three times
Minutes..... 21, at SMU 2/1/25

THOMPSON’S SEASON HIGHS

Points..... -
FG -
FGA..... 1, vs. Montana 11/8/25
3FG -
3FGA..... -
FT -
FTA -
Rebounds..... -
Assists..... -
Blocks..... -
Steals..... -
Minutes..... 2, vs. Louisiana 11/18/25

GAME BY GAME

Opponent	Date	GS	MIN	Total		3-Pointers		Free throws		Rebounds				PF	A	TO	BLK	STL	PTS	AVG
				FG-FGA	PCT	3FG-3FGA	PCT	FT-FTA	PCT	OFF	DEF	TOT	AVG							
Montana	11/08/2025		01:25	0-1	.000	0-0	.000	0-0	.000	0	0	0	0.0	0	0	0	0	0	0	0.0
Louisiana	11/18/2025		02:16	0-0	.000	0-0	.000	0-0	.000	0	0	0	0.0	0	0	0	0	0	0	0.0
Totals		0	03:41	0-1	.000	0-0	.000	0-0	.000	0	0	0	0.0	0	0	0	0	0	0	0.0

CAREER STATS

				Field Goals		3-Point		F-Throws		Rebounds										Scoring	
SEASON	TEAM	GP-GS	MIN/AVG	FG-FGA	FG%	3FG-3FGA	3FG%	FT-FTA	FT%	OFF	DEF	TOT	AVG	PF-FO	A	TO	BLK	STL		PTS	AVG
2023-24	Stan	5-0	8/1.6	2-2	1.000	1-1	1.000	0-0	.000	0	0	0	0.0	3-0	0	0	0	0		5	1.0
2024-25	Stan	20-2	116/5.8	9-28	.321	2-11	.182	8-10	.800	15	6	21	1.1	9-0	1	3	4	3		28	1.4
2025-26	Stan	2-0	4/1.8	0-1	.000	0-0	.000	0-0	.000	0	0	0	0.0	0-0	0	0	0	0		0	0.0
TOTAL		27-2	128/4.7	11-31	.355	3-12	.250	8-10	.800	15	6	21	0.8	12-0	1	3	4	3		33	1.2



#25 JEREMY DENT-SMITH

GRADUATE STUDENT | GUARD | 6-1 | 200 | POST-BACCALAUREATE
HAWTHORNE, CALIF. | SERRA / CAL STATE DOMINGUEZ HILLS

Three things to know...

- 1: Two-time NABC All-American at Cal State Dominguez Hills. Led CSU-DH to the Division II National Championship game in 2025 and a runner-up finish
- 2: CSU-DH single-season record holder with 710 points, fifth-leading scorer in program history with 1,402 points
- 3: Gives Stanford a graduate transfer for the fourth straight year, along with AJ Rohosy

Career Accolades: Two-time NABC All-America first team (2024, 2025) ... Two-time NABC All-West Region first team (2024, 2025) ... California Collegiate Athletic Association Player of the Year (2024) ... Two-time All-California Collegiate Athletic Association first team (2024, 2025) ... Seven-time FloCollege/CCAA Player of the Week ... D2CIDA National Player of the Week (Jan. 31, 2024)

Trending: Ranked 14th nationally in Division II in 2024-25 in total points (685) and fourth in field goal attempts (522) ... Scored 14 points with three made 3-pointers in the opener against Portland State (Nov. 4) ... Ranks 15th in the ACC in assist-to-turnover ratio (2.6:1).

DENT-SMITH’S CAREER HIGHS

Points..... 41, at Cal Poly Pomona 1/25/24
FG 12, at Cal Poly Pomona 1/25/24
FGA 26, at Cal Poly Humboldt 1/25/25
3FG 9, at Cal Poly Pomona 1/25/24
3FGA..... 13, at Cal Poly Pomona 1/25/24
FT 13, twice
FTA 15, at Seattle Pacific 11/11/24
Rebounds..... 11, at Cal Poly Humboldt 2/20/25
Assists..... 7, three times
Blocks..... 1, 12 times
Steals..... 4, five times
Minutes..... 42, twice

DENT-SMITH’S SEASON HIGHS

Points..... 14, vs. Portland State 11/4/25
FG 3, vs. Portland State 11/4/25
FGA 11, vs. Montana 11/8/25
3FG 3, vs. Portland State 11/4/25
3FGA..... 5, three tmes
FT 5, vs. Portland State 11/4/25
FTA 6, vs. Portland State 11/4/25
Rebounds..... 4, vs. Portland State 11/4/25
Assists..... 4, twice
Blocks..... -
Steals..... 2, vs. Portland State 11/4/25
Minutes..... 30, vs. Montana 11/8/25

GAME BY GAME

Opponent	Date	GS	MIN	Total		3-Pointers		Free throws		Rebounds				PF	A	TO	BLK	STL	PTS	AVG
				FG-FGA	PCT	3FG-3FGA	PCT	FT-FTA	PCT	OFF	DEF	TOT	AVG							
Portland St.	11/04/2025		23:52	3-8	.375	3-5	.600	5-6	.833	0	4	4	4.0	3	2	2	0	2	14	14.0
Montana	11/08/2025		30:26	2-11	.182	1-5	.200	0-0	.000	0	2	2	3.0	2	4	0	0	1	5	9.5
Montana St.	11/12/2025		18:09	1-7	.143	0-2	.000	0-0	.000	1	2	3	3.0	1	3	2	0	1	2	7.0
Louisiana	11/18/2025		24:38	1-7	.143	0-5	.000	0-0	.000	1	2	3	3.0	2	4	1	0	0	2	5.8
Totals		0	97:04	7-33	.212	4-17	.235	5-6	.833	2	10	12	3.0	8	13	5	0	4	23	5.8

CAREER STATS

				Field Goals		3-Point		F-Throws		Rebounds										Scoring	
SEASON	TEAM	GP-GS	MIN/AVG	FG-FGA	FG%	3FG-3FGA	3FG%	FT-FTA	FT%	OFF	DEF	TOT	AVG	PF-FO	A	TO	BLK	STL		PTS	AVG
2022-23	CSUDH	26-6	408/15.7	58-171	.339	33-98	.337	16-35	.457	9	40	49	1.9	31-1	25	30	2	10		165	6.3
2023-24	CSUDH	30-28	874/29.1	176-376	.468	62-166	.373	113-142	.796	22	95	117	3.9	90-2	84	64	4	44		527	17.6
2024-25	CSUDH	36-35	1150/31.9	223-522	.427	90-255	.353	149-181	.823	28	137	165	4.6	86-3	107	92	6	53		685	19.0
2025-26	Stan	4-0	97/24.3	7-33	.212	4-17	.235	5-6	.833	2	10	12	3.0	8-0	13	5	0	4		23	5.8
TOTAL FOR Stan		4-0	97/24.3	7-33	.212	4-17	.235	5-6	.833	2	10	12	3.0	8-0	13	5	0	4		23	5.8
TOTAL		96-69	2529/26.3	464-1102	.421	189-536	.353	283-364	.777	61	282	343	3.6	215-6	229	191	12	111		1400	14.6



#33 EVAN STINSON

SOPHOMORE | FORWARD | 6-7 | 205 | UNDECLARED
CHENEY, WASH. | CHENEY

Three things to know...

- 1: Consensus three-star signing in 2024, second-ranked player in the state of Washington in 2024
- 2: Two-time All-Greater Spokane League first team honoree, averaged 25 points, five rebounds and five assists per game as a senior at Cheney
- 3: Completed summer internship with QuinStreet in San Francisco

Career Accolades: ACC Honor Roll (2025).

Trending: N/A

STINSON’S CAREER HIGHS

Points..... 10, vs. NC State 2/8/25
FG 4, vs. NC State 2/8/25
FGA 11, vs. Oregon 12/21/24
3FG 2, twice
3FGA..... 7, vs. Oregon 12/21/24
FT 2, three times
FTA 2, three times
Rebounds..... 3, twice
Assists..... 2, vs. Merrimack 12/17/24
Blocks..... 1, twice
Steals..... 1, eight times
Minutes..... 21, twice

STINSON’S SEASON HIGHS

Points..... 4, vs. Louisiana 11/18/25
FG 1, vs. Louisiana 11/18/25
FGA 2, vs. Louisiana 11/18/25
3FG -
3FGA..... 1, vs. Louisiana 11/18/25
FT 2, vs. Louisiana 11/18/25
FTA 2, vs. Louisiana 11/18/25
Rebounds..... 1, vs. Louisiana 11/18/25
Assists..... -
Blocks..... -
Steals..... 1, vs. Louisiana 11/18/25
Minutes..... 10, vs. Louisiana 11/18/25

GAME BY GAME

Opponent	Date	GS	MIN	Total		3-Pointers		Free throws		Rebounds				PF	A	TO	BLK	STL	PTS	AVG
				FG-FGA	PCT	3FG-3FGA	PCT	FT-FTA	PCT	OFF	DEF	TOT	AVG							
Louisiana	11/18/2025		09:52	1-2	.500	0-1	.000	2-2	1.000	0	1	1	1.0	2	0	0	0	1	4	4.0
Totals		0	09:52	1-2	.500	0-1	.000	2-2	1.000	0	1	1	1.0	2	0	0	0	1	4	4.0

CAREER STATS

				Field Goals		3-Point		F-Throws		Rebounds										Scoring	
SEASON	TEAM	GP-GS	MIN/AVG	FG-FGA	FG%	3FG-3FGA	3FG%	FT-FTA	FT%	OFF	DEF	TOT	AVG	PF-FO	A	TO	BLK	STL		PTS	AVG
2024-25	Stan	17-0	188/11.1	19-49	.388	8-31	.258	4-4	1.000	6	16	22	1.3	19-0	6	6	2	7		50	2.9
2025-26	Stan	1-0	10/9.9	1-2	.500	0-1	.000	2-2	1.000	0	1	1	1.0	2-0	0	0	0	1		4	4.0
TOTAL		18-0	198/11.0	20-51	.392	8-32	.250	6-6	1.000	6	17	23	1.3	21-0	6	6	2	8		54	3.0



#52 AIDAN CAMMANN

RS SOPHOMORE | FORWARD/CENTER | 6-10 | 230 | PSYCHOLOGY
ANDOVER, MASS. | BREWSTER ACADEMY (N.H.)

Three things to know...

- 1: Consensus three-star forward, rated as the No. 44 center prospect in the country (247Sports) - was one of 10 Division I signings from Brewster Academy's 2023 class
- 2: Skilled big man with ability to play both inside and on the perimeter. Started 14 games as a redshirt freshman
- 3: Completed summer internship with Silicon Valley Commercial Real Estate

Career Accolades: ACC All-Academic Team (2025) ... ACC Honor Roll (2025).

Trending: Scored a career-high 12 points in Stanford's win over Montana (Nov. 8) ... One of three players in the ACC averaging at least 1.8 steals and 0.8 blocks per game, along with North Carolina's Caleb Wilson and Wake Forest's Tre'Von Spillers ... 14th in the ACC in steals per game (1.8).

CAMMANN’S CAREER HIGHS

Points.....12, vs. Montana 11/8/25
FG5, vs. Montana 11/8/25
FGA10, vs. Montana 11/8/25
3FG2, vs. Montana 11/8/25
3FGA..... 4, twice
FT 3, three times
FTA 4, vs. Louisiana 11/18/25
Rebounds.....8, vs. CSUN 3/18/25
Assists..... 4, vs. SMU 3/1/25
Blocks.....3, twice
Steals..... 3, vs. Montana 11/8/25
Minutes..... 32, vs. Grand Canyon 11/26/24

CAMMANN’S SEASON HIGHS

Points.....12, vs. Montana 11/8/25
FG5, vs. Montana 11/8/25
FGA10, vs. Montana 11/8/25
3FG2, vs. Montana 11/8/25
3FGA.....4, vs. Montana 11/8/25
FT 3, vs. Louisiana 11/18/25
FTA 4, vs. Louisiana 11/18/25
Rebounds.....6, vs. Montana State 11/12/25
Assists.....3, vs. Louisiana 11/18/25
Blocks..... 2, vs. Montana 11/8/25
Steals..... 3, vs. Montana 11/8/25
Minutes.....28, vs. Montana State 11/12/25

GAME BY GAME

Opponent	Date	GS	MIN	Total		3-Pointers		Free throws		Rebounds							
				FG-FGA	PCT	3FG-3FGA	PCT	FT-FTA	PCT	OFF	DEF	TOT	AVG	PF	A	TO	BLK
Portland St.	11/04/2025		22:33	1-1	1.000	0-0	.000	1-2	.500	1	2	3	3.0	2	1	1	0
Montana	11/08/2025	*	22:36	5-10	.500	2-4	.500	0-0	.000	1	2	3	3.0	2	2	2	2
Montana St.	11/12/2025	*	27:39	4-5	.800	0-1	.000	0-0	.000	3	3	6	4.0	2	1	3	1
Louisiana	11/18/2025	*	25:28	2-4	.500	0-0	.000	3-4	.750	2	3	5	4.3	3	3	1	0
Totals		3	98:16	12-20	.600	2-5	.400	4-6	.667	7	10	17	4.3	9	7	7	3

CAREER STATS

				Field Goals		3-Point		F-Throws		Rebounds									Scoring	
SEASON	TEAM	GP-GS	MIN/AVG	FG-FGA	FG%	3FG-3FGA	3FG%	FT-FTA	FT%	OFF	DEF	TOT	AVG	PF-FO	A	TO	BLK	STL	PTS	AVG
2024-25	Stan	35-14	606/17.3	36-70	.514	5-17	.294	13-27	.481	36	58	94	2.7	79-1	34	28	21	13	90	2.6
2025-26	Stan	4-3	98/24.6	12-20	.600	2-5	.400	4-6	.667	7	10	17	4.3	9-0	7	7	3	7	30	7.5
TOTAL		39-17	704/18.1	48-90	.533	7-22	.318	17-33	.515	43	68	111	2.8	88-1	41	35	24	20	120	3.1

TEAM GAME BY GAME

				Total		3-Pointers		Free throws		Rebounds											
Opponent	Date	Score		FG-FGA	PCT	3FG-3FGA	PCT	FT-FTA	PCT	OFF	DEF	TOT	AVG	PF	A	TO	BLK	STL	PTS	AVG	
Portland St.	11/04/2025	89-79	W	27-57	.474	6-17	.353	29-36	.806	10	26	36	36.0	17	9	17	2	9	89	89.0	
Montana	11/08/2025	91-68	W	36-79	.456	10-29	.345	9-15	.600	16	23	39	37.5	14	13	5	6	14	91	90.0	
Montana St.	11/12/2025	77-68	W	28-62	.452	5-19	.263	16-21	.762	9	30	39	38.0	12	14	12	5	6	77	85.7	
Louisiana	11/18/2025	93-66	W	27-56	.482	11-31	.355	28-35	.800	11	27	38	38.0	16	14	10	2	4	93	87.5	
Total		350		118-254	.465	32-96	.333	82-107	.766	46	106	152	38.0	59	50	44	15	33	350	87.5	
Opponents		281		104-223	.466	28-79	.354	45-63	.714	25	101	126	31.5	92	38	71	5	13	281	70.3	

OPPONENT GAME BY GAME

				Total		3-Pointers		Free throws		Rebounds											
Opponent	Date	Score		FG-FGA	PCT	3FG-3FGA	PCT	FT-FTA	PCT	OFF	DEF	TOT	AVG	PF	A	TO	BLK	STL	PTS	AVG	
Portland St.	11/04/2025	89-79	W	27-59	.458	13-27	.481	12-16	.750	8	22	30	30.0	30	16	21	1	5	79	79.0	
Montana	11/08/2025	91-68	W	23-51	.451	6-20	.300	16-17	.941	5	31	36	33.0	12	10	20	2	2	68	73.5	
Montana St.	11/12/2025	77-68	W	27-58	.466	7-23	.304	7-13	.538	6	27	33	33.0	21	8	16	2	3	68	71.7	
Louisiana	11/18/2025	93-66	W	27-55	.491	2-9	.222	10-17	.588	6	21	27	31.5	29	4	14	0	3	66	70.3	
Total		281		104-223	.466	28-79	.354	45-63	.714	25	101	126	31.5	92	38	71	5	13	281	70.3	
Stanford		350		118-254	.465	32-96	.333	82-107	.766	46	106	152	38.0	59	50	44	15	33	350	87.5	



2025-26 Stanford Men's Basketball Combined Team Statistics All games

Page 1/1
as of Nov 19, 2025

Game Records

Record	Overall	Home	Away	Neutral
ALL GAMES	4-0	4-0	0-0	0-0
CONFERENCE	0-0	0-0	0-0	0-0
NON-CONFERENCE	4-0	4-0	0-0	0-0

Score by Periods

Team	1st	2nd	OT	TOT
Stanford	148	202	0	350
Opponents	111	170	0	281

Team Box Score

No.	Player				Total		3-Point		F-Throw		Rebounds													
		GP-GS	MIN	AVG	FG-FGA	FG%	3FG-3FGA	3FG%	FT-FTA	FT%	OFF	DEF	TOT	AVG	PF	DQ	A	TO	BLK	STL	PTS	AVG		
1	OKORIE, Ebuka	4-4	134:20	33.6	33-58	.569	8-19	.421	28-33	.848	2	13	15	3.8	5	0	12	5	0	9	102	25.5		
10	OKPARA, Chisom	4-4	111:32	27.9	22-40	.550	1-5	.200	21-25	.840	9	9	18	4.5	9	0	7	9	1	4	66	16.5		
5	GEALER, Benny	4-4	106:09	26.5	13-27	.481	9-20	.450	9-10	.900	2	7	9	2.3	10	0	6	5	0	6	44	11.0		
4	ROHOSY, AJ	4-4	84:23	21.1	17-31	.548	0-0	.000	4-15	.267	8	18	26	6.5	9	0	3	2	4	2	38	9.5		
52	CAMMANN, Aidan	4-3	98:16	24.6	12-20	.600	2-5	.400	4-6	.667	7	10	17	4.3	9	0	7	7	3	7	30	7.5		
25	DENT-SMITH, Jeremy	4-0	97:04	24.3	7-33	.212	4-17	.235	5-6	.833	2	10	12	3.0	8	0	13	5	0	4	23	5.8		
20	GRANT, Cameron	4-0	62:43	15.7	7-21	.333	6-20	.300	0-0	.000	3	6	9	2.3	4	0	1	0	2	0	20	5.0		
33	STINSON, Evan	1-0	09:52	9.9	1-2	.500	0-1	.000	2-2	1.000	0	1	1	1.0	2	0	0	0	0	1	4	4.0		
11	AGARWAL, Ryan	3-1	41:48	13.9	1-10	.100	1-5	.200	8-8	1.000	2	11	13	4.3	2	0	0	4	0	0	11	3.7		
12	SKRINDA, Kristers	3-0	25:23	8.5	3-7	.429	1-3	.333	0-0	.000	3	6	9	3.0	0	0	1	1	0	0	7	2.3		
15	GILTAY, Oskar	3-0	16:41	5.6	2-2	1.000	0-0	.000	1-2	.500	3	4	7	2.3	1	0	0	2	4	0	5	1.7		
24	THOMPSON, Jaylen	2-0	03:41	1.8	0-1	.000	0-0	.000	0-0	.000	0	0	0	0.0	0	0	0	0	0	0	0	0.0		
3	TOURE, Tallis	2-0	06:51	3.4	0-1	.000	0-0	.000	0-0	.000	1	1	2	1.0	0	0	0	0	1	0	0	0.0		
13	KITCH, Ethan	2-0	01:17	0.6	0-1	.000	0-1	.000	0-0	.000	0	0	0	0.0	0	0	0	0	0	0	0	0.0		
Team											4	10	14					4						
Total		4	800		118-254	.465	32-96	.333	82-107	.766	46	106	152	38.0	59	0	50	44	15	33	350	87.5		
Opponents		4	800		104-223	.466	28-79	.354	45-63	.714	25	101	126	31.5	92	3	38	71	5	13	281	70.3		

Team Statistics

	STAN	OPP
Scoring	350	281
Points per game	87.5	70.3
Scoring margin	+17.3	-
Field goals-att	118-254	104-223
Field goal pct	.465	.466
3 point fg-att	32-96	28-79
3-point FG pct	.333	.354
3-pt FG made per game	8.0	7.0
Free throws-att	82-107	45-63
Free throw pct	.766	.714
F-Throws made per game	20.5	11.3
Rebounds	152	126
Rebounds per game	38.0	31.5
Rebounding margin	+6.5	-
Assists	50	38
Assists per game	12.5	9.5
Turnovers	44	71
Turnovers per game	11.0	17.8
Turnover margin	+6.8	-
Assist/turnover ratio	1.1	0.5
Steals	33	13
Steals per game	8.3	3.3
Blocks	15	5
Blocks per game	3.8	1.3
Winning streak	4	-
Home win streak	4	-
Attendance	10449	0
Home games-Avg/Game	4-2612	0-0
Neutral site-Avg/Game	-	0-0


Team Results

Date	Opponent		Score	Att.
11/04/2025	Portland St.	W	89-79	2300
11/08/2025	Montana	W	91-68	3549
11/12/2025	Montana St.	W	77-68	2334
11/18/2025	Louisiana	W	93-66	2266



0 Anthony Batson, Jr.

G • 6-3 • 195 • So.
Scottsdale, Ariz.
Notre Dame Prep.



1 Ebuka Okorie

G • 6-2 • 185 • Fr.
Nashua, N.H.
Brewster Academy




2 Donavin Young

F • 6-8 • 220 • So.
Pasco, Wash.
Link Academy (Mo.)




3 Tallis Toure

F/C • 6-11 • 240 • So.
Roseville, Calif.
West Park



4 AJ Rohosy

F • 6-9 • 230 • Gr.
San Anselmo, Calif.
Claremont-Mudd-Scripps



5 Benny Gealer

G • 6-1 • 185 • Sr.
Palos Verdes Estates, Calif.
Rolling Hills Prep



6 Myles Jones

G • 6-3 • 175 • Fr.
Sacramento, Calif.
Modesto Christian



10 Chisom Okpara

F • 6-8 • 240 • Sr.
Bronxville, N.Y.
Harvard



11 Ryan Agarwal

G • 6-6 • 205 • R-Jr.
Coppell, Texas
Coppell



12 Kristers Skrinda

F • 6-10 • 230 • Fr.
Riga, Latvia
Riga State Gymnasium No. 2



13 Ethan Kitch

G • 6-2 • 185 • So.
Palo Alto, Calif.
Gunn



15 Oskar Giltay

F/C • 6-10 • 235 • Fr.
Bilzen, Belgium
Topsportschool Antwerp



20 Cameron Grant

F • 6-7 • 225 • R-So.
Lakewood, Ohio
St. Edward



24 Jaylen Thompson

F • 6-7 • 210 • R-So.
Oakland, Calif.
Southern CA Academy



25 Jeremy Dent-Smith

G • 6-1 • 200 • Gr.
Hawthorne, Calif.
Cal State Dominguez Hills



33 Evan Stinson

F • 6-7 • 205 • So.
Cheney, Wash.
Cheney



52 Aidan Cammann

F • 6-10 • 230 • R-So.
Andover, Mass.
Brewster Academy (NH)



Kyle Smith

Anne and Tony
Joseph Director of
Men's Basketball



Eric Reveno

James C. Gaither
Assistant Men's
Basketball Coach



Jim Shaw

Oscar da Silva
Assistant Men's
Basketball Coach



Wayne Hunter

Assistant Coach



Jeremy Harden

Assistant Coach



Brett MacConnell

Assistant Coach