



VIRGINIA TECH

2025-26 MEN'S BASKETBALL



RV VIRGINIA TECH HOKIES

12-3, 1-1 ATLANTIC COAST CONFERENCE

Head Coach: Mike Young (Emory & Henry, '86)
Record at VT: 117-88 (7th season)
Career Record: 416-332 (24th season)
Record vs. Stanford (at VT): 0-1

VS.

STANFORD CARDINAL

12-3, 1-1 ATLANTIC COAST CONFERENCE

Head Coach: Kyle Smith (Hamilton, '92)
Record at Stanford: 33-17 (2nd season)
Career Record: 291-210 (16th season)
Record vs. VT (at Stanford): 1-0

Game 15 | Virginia Tech vs. Stanford | Jan. 7, 2026 | 7 PM | Cassell Coliseum (8,925)



hokiesports.com

BROADCAST INFORMATION

TV | ACCN

Evan Lepler, PxP
Dan Bonner, Color
Jim Boenheim, Color

VIDEO STREAM

ESPN.com and ESPN app

RADIO | VT Sports Network

Zach Mackey, PxP
Mike Burnop, Analyst

LIVE STATS

stats.hokiesports.com



gostanford.com

THE HOKIES' LAST STARTING LINEUP

Virginia Tech

| | Ht. | Wt. | Yr. | Hometown | PPG | RPG | Other |
|-----------------------|------|-----|-------|---------------------|------|-----|-----------------------------------|
| G 17 Neo Avdalas | 6-9 | 215 | Fr. | Kalamata, Greece | 14.3 | 3.6 | Owens two 30-point games |
| G 0 Jailen Bedford | 6-4 | 190 | Gr. | Austin, Texas | 9.3 | 3.0 | Season-high 25 points at Wake |
| G 2 Jaden Schutt | 6-5 | 200 | r-Jr. | Yorkville, Ill. | 10.0 | 1.7 | Has 6 double figure scoring games |
| F 13 Amani Hansberry | 6-8 | 240 | Jr. | Silver Spring, Md. | 16.5 | 9.0 | Recorded seven double-doubles |
| C 32 Christian Gurdak | 6-10 | 260 | Fr. | Charles Town, W. Va | 6.5 | 5.1 | First dbl-dbl vs. UVA (17p, 19r) |



KEY STORYLINES FOR TODAY'S CONTEST

SERIES HISTORY: HOKIES VS. CARDINAL

- The Hokies are 2-1 all-time against the Cardinal and 0-1 in ACC games.
- The first meeting came in 1972 in Norfolk as part of the Old Dominion Classic which Tech won 77-72.
- Last season's meeting at Stanford was the first matchup as conference foes which the Cardinal won 70-59. In that game three current Hokies featured: Lawal, Schutt and Johnson. They combined for 17 points

A WIN WOULD...

- Get the Hokies back into the win column after suffering a 81-78 loss at Wake Forest last Saturday. It was the first time this season that the Hokies had lost a one-score game in four such games.
- Be the Hokies' tenth at Cassell Coliseum this season. They are 9-0 on their home floor in 2025-26 where they own an average margin of victory of 18.2 points per game.
- Be the team's 13th of the season in just the 16th game. Last season the Hokies finished with 13 total wins.

RECAPPING THE FIRST WEEK OF ACC PLAY

- Last week Tech went 1-1 earning a thrilling triple-overtime victory over No. 21 UVA at Cassell and then falling at Wake Forest by three points.
- Ben Hammond became the second Hokie to record a 30-point game this season with his efforts against the Cavaliers.
- Freshman center Christian Gurdak recorded career-highs in points (17) and rebounds (19) against UVA as he recorded the first double-double of his career.
- For the week, Amani Hansberry averaged 18.0 points and 12.5 rebounds. His seven double-doubles this season rank third in the conference.
- Hansberry, who has three consecutive double-doubles overall, is the first Hokie player to record two in his first two ACC games.
- Graduate student Jailen Bedford led the Hokies at Wake with 25 points, his second 20-point game of the season. He had not scored in double figures since Nov. 26 vs. Colorado State, a streak of eight games.

2025-26 SCHEDULE

RECORD

12-3

ACC

1-1

NON-CONFERENCE

11-2

HOME

9-0

AWAY

1-1

NEUTRAL

2-2

| DATE | OPPONENT | TV | TIP/RESULT |
|-------------|----------------------|---------|-----------------|
| Nov. 3 | Charleston Southern | ACCNX | W, 98-67 |
| Nov. 8 | vs. Providence% | Peacock | W, 107-101 (OT) |
| Nov. 12 | Saint Joseph's | ACCNX | W, 94-59 |
| Nov. 16 | Charlotte | ACCNX | W, 84-76 |
| Nov. 19 | Bryant | ACCNX | W, 78-61 |
| Nov. 26 | vs. Colorado State\$ | ESPNU | W, 66-64 |
| Nov. 27 | vs. Saint Mary's\$ | ESPN | L, 66-77 |
| Nov. 28 | vs. VCU\$ | ESPN2 | L, 68-86 |
| Dec. 2 | at South Carolina* | SECN | W, 86-83 (OT) |
| Dec. 6 | George Mason | ACCNX | W, 73-62 |
| Dec. 11 | Western Carolina | ACCNX | W, 96-74 |
| Dec. 14 | UMES | ACCNX | W, 82-53 |
| Dec. 20 | Elon | ACCNX | W, 82-81 (OT) |
| Dec. 31 | No. 21 Virginia* | ACCN | W, 95-85 (3OT) |
| Jan. 3 | at Wake Forest* | ACCN | L, 78-81 |
| Jan. 7 | Stanford* | ACCN | 7 PM |
| Jan. 10 | Cal* | ACCN | 4 PM |
| Jan. 14 | at SMU* | ESPN2/U | 9 PM ET |
| Jan. 17 | Notre Dame* | ACCN | Noon |
| Jan. 21 | at Syracuse* | ACCN | 9 PM |
| Jan. 24 | at Louisville* | The CW | 3:30 PM |
| Jan. 27 | Georgia Tech* | ACCN | 8 PM |
| Jan. 31 | Duke* | ESPN | Noon |
| Feb. 7 | at NC State* | The CW | 1:30 PM |
| Feb. 11 | at Clemson* | ACCN | 7 PM |
| Feb. 14 | Florida State* | ACCN | 2 PM |
| Feb. 17 | at Miami* | ACCN | 8 PM |
| Feb. 21 | Wake Forest* | ACCN | Noon |
| Feb. 28 | at North Carolina* | ESPN/2 | 6:30/8:30 PM |
| March 3 | vs. Boston College* | ESPNU | 9 PM |
| March 7 | at Virginia* | The CW | 12:30 PM |
| March 10-14 | ACC Championships | | |

Home games designated in bold lettering

% Basketball Hall of Fame Tip-Off

\$ denotes Battle 4 Atlantis game

* denotes ACC/SEC Challenge game

* denotes ACC game

T. Rowe Price ACC Men's Basketball Tournament in Charlotte, N.C.



MEDIA RELATIONS CONTACT

Carter Brown | Phone: (804) 551-0457
Email: cart315@vt.edu
Assistant AD, Athletic Communications

QUICK FACTS

THE BASICS

University Name: Virginia Tech
Location: Blacksburg, Va.
Founded: 1872
Enrollment: 38,000
President: Dr. Tim Sands
Director of Athletics: Whit Babcock
Nickname: Hokies
Mascot: HokieBird
Colors: Chicago Maroon and Burnt Orange
Affiliation: NCAA Division I
Conference: Atlantic Coast (22nd Season)

FACILITY FACTS

CASSELL COLISEUM
Capacity: 8,925
Record in Arena: 680-223 (.751)
First Game: VT vs. Alabama (Jan. 3, 1962)
Largest Crowd: 11,500 (vs. Purdue; Dec. 3, 1966)

TEAM INFORMATION

2023-24 Record: 13-19
Home/Away/Neutral: 8-9/5-5/0-5
Conference Record: 8-12
Home/Away: 8-9/5-5
Conference Finish: 19th
Conference Tournament: First Round
Starters Returning/Lost: 4/1
Letterwinners Returning/Lost: 0/9
Newcomers: 10

Total seasons: 117
First season: 1908-09
All-Time Record: 1,581-1308
All-Time ACC Record: 190-220
All-Time ACC Tournament Record: 18-21
ACC Championship Game Appearances (Titles): 1 (1 - 2022)
NCAA Tournament Appearances (Last): 13 (2022)
All-Time NCAA Record: 8-13

MEDIA INFORMATION

CREDENTIALS

Outlets interested in obtaining credentials to cover Virginia Tech men's basketball home games must apply via the credential request portal - <https://media.hokiesports.com/credentials/>

For assistance, email SID Carter Brown: cart315@vt.edu

All credentials for Virginia Tech home games this season will be issued on a single-game basis, and media seating is limited.

INTERVIEW POLICY

Gamedays: Coach Mike Young and requested players will be available to the media after the game and following a 10-minute cooling off period. For home games, interviews of Coach Young and players will be conducted in-person in the Cassell Coliseum media center.

Non-Gamedays: All coach and player interview requests need to be arranged through the Virginia Tech Athletic Communications Office - contact Carter Brown (c: 804-551-0457; e: cart315@vt.edu). Players and coaches should not be contacted directly under any circumstances.

CONTACT INFO

Carter Brown | Phone: (804) 551-0457
 Email: cart315@vt.edu
 Assistant AD, Athletic Communications



2025-26 VIRGINIA TECH NUMERICAL ROSTER

| No. | Name | Cl. | Pos. | Ht. | Wt. | Hometown | Previous School |
|-----|------------------|-------|------|------|-----|----------------------|------------------|
| 0 | Jailen Bedford | Grad | G | 6-4 | 190 | Austin, Texas | UNLV |
| 1 | Tobi Lawal | Sr. | F | 6-8 | 215 | London, England | VCU |
| 2 | Jaden Schutt | r-Jr. | G | 6-5 | 200 | Yorkville, Ill. | Duke |
| 3 | Ben Hammond | So. | G | 5-11 | 170 | Manassas, Va. | Paul VI |
| 4 | Izaiah Pasha | So. | G | 6-5 | 205 | Harrisburg, Pa. | Delaware |
| 5 | Sin'Cere Jones | Fr. | F | 6-7 | 230 | Portsmouth, Va. | Churchland |
| 7 | Brett Freeman | Fr. | G | 6-5 | 180 | Charlotte, N.C. | Ardrey Kell |
| 10 | Tyler Johnson | So. | G | 6-5 | 210 | Orlando, Fla. | Oak Ridge |
| 13 | Amani Hansberry | Jr. | F | 6-8 | 240 | Silver Spring, Md. | West Virginia |
| 15 | Snook Peterkin | Fr. | G | 6-3 | 174 | Winston-Salem, N.C. | Mount Tabor |
| 17 | Neo Avdalas | Fr. | G | 6-9 | 215 | Athens, Greece | Peristeri B.C. |
| 22 | Solomon Davis | Fr. | C | 6-11 | 225 | Hyattsville, Md. | DeMatha Catholic |
| 32 | Christian Gurdak | Fr. | C | 6-10 | 260 | Charles Town, W. Va. | Gonzaga College |
| 77 | Antonio Dorn | Fr. | C | 7-0 | 230 | Germany | VfL Kirchheim |

COACHING & SUPPORT STAFF

Head Coach: Mike Young (Emory & Henry, 1986)
Record at VT: 117-88 (7th Year)
Overall Record: 416-332 (24th Year)
Associate Head Coach: Chester Frazier (3rd Year, second stint)
Assistant Coach: J.D. Byers (3rd Year)
Assistant Coach: David Moats (1st Year)
Chief of Staff: Stephanie Ballein (7th Year)
Special Assistant to the Head Coach: Ace Custis (7th Year)
Director of Player Personnel: Eli Atzenhoffer (2nd Year)
Strength & Conditioning: David Jackson (18th Year)
Athletic Trainer: Hisham Ziyout (6th Year)
Graduate Assistant: Austin Howard (2nd Year)
Graduate Assistant: Matt Smith (2nd Year)

PRONUNCIATION GUIDE

| | |
|-------------------------|--------------------|
| Tobi Lawal | toe-bee luh-wowl |
| Jaden Schutt | shoot |
| Izaiah Pasha | pah-shuh |
| Sin'Cere Jones | sincere |
| Neo Avdalas | knee-oh av-dah-las |
| Christian Gurdak | ger-dack |

ROSTER BY CLASS

| Freshmen (7) | Sophomores (3) | Juniors (2) | Seniors (2) |
|----------------------|----------------|-----------------|-----------------|
| Neoklis Avdalas | Ben Hammond | Amani Hansberry | Jailen Bedford^ |
| Solomon Davis | Tyler Johnson | Jaden Schutt* | Tobi Lawal |
| Antonio Dorn | Izaiah Pasha | | |
| Brett Freeman | | | |
| Christian Gurdak | | | |
| Snook Peterkin | | | |
| Sin'Cere Jones | | | |
| * = Redshirt | | | |
| ^ = Graduate Student | | | |

SEASON TRENDS THAT WERE BUCKED BY THE DEMON DEACONS

- Not only was the game the first that Tech has lost by a single possession this season but it was also the first time in 2025-26 that the Hokies had owned a higher shooting percentage than their opponent and lost.
- Saturday's game was also the first time that the Hokies had scored 70 or more points and lost.

RECAPPING THE TRIPLE-OVERTIME SLUGFEST AGAINST UVA

- Tech played a three-OT thriller against rival No. 21 UVA in which the Hokies prevailed 95-85. It was the program's fourth OT game this season, and fourth such victory.
- That game was the first 3OT game for the Hokies since February of 2020 and just the fifth in program history. No VT men's basketball game has gone longer.
- Tech had four athletes: Ben Hammond (30), Neo Avdalas (17), Amani Hansberry (17) and Christian Gurdak (17) record 17 or more points. It was the first time since January 21, 2019 at UNC that four different players had scored 17 or more points.
- The Hokies had four athletes: Hansberry (50:46), Avdalas (48:53), Gurdak (45:56) and Hammond (42:24) record more than 40 minutes of action. Hansberry's total is the most minutes played for an individual game since Tyrece Radford recorded 50 against Miami in 2020, also a triple-overtime game. That was the last 3OT game that the Hokies had participated in.
- The four OT victories are the most in a single season in program history. Per David Teel (@ByDavidTeel), VT is the eighth ACC program in the last 30 years to win four or more OT games. The Hokies have done so faster than anyone else (Dec. 31).
- Hammond's 16 made free throws are the most in a game since Seth Allen scored 17 vs. Miami on March 10, 2016 in Washington, D.C. (H/T @therealdcunna).
- Jaden Schutt led the Hokies at +28 in his time on the floor Wednesday. It is the highest plus-minus for a VT athlete since Hansberry recorded +32 in the third game of the season, a 94-59 victory over St. Joe's.
- With his 19 rebounds, Christian Gurdak became one of 14 athletes in the country to tally that many in a single game this season. He is one of four freshmen to do so and one of two ACC athletes (Notre Dame's Carson Towt) to tally 19. Gurdak is the sole conference player to do so in an ACC game.

VT TAKES ADVANTAGE OF OPPORTUNITY VS THE AP TOP 25

- In the first matchup against a ranked team this season, VT defeated No. 21 Virginia at Cassell Coliseum. It was the Hokies' fifth home win in the series in the last six games in Blacksburg.
- The win was the first over a ranked team since beating No. 21 Clemson, 87-72 in Cassell on Jan. 10, 2024. VT has lost six games against ranked opponents between then and Dec. 31, 2025.

THE ACC'S 30-POINT CLUB

- Neo Avdalas is one of three ACC athletes to notch two 30-point games this season (Duke's Cameron Boozer and Stanford's Eduka Okorie).
- Ben Hammond and Avdalas represent one of two ACC duos that have each recorded a 30-point game this season. The other is NC State's Paul McNeil Jr. and Darrion Williams.

CLOSED OUT THE NON-CONFERENCE SLATE

- Tech defeated Elon 82-81 in OT, the squad's third OT victory of the season, in the final non-conference game on Dec. 20 at Cassell.
- Amani Hansberry led the Hokies with his fifth double-double of the season (20 pts/14 reb).
- Freshman Christian Gurdak made his first career start in the game and responded by scoring 17 points, a career-high which included the game-winning bucket.
- Tech scored 40 points in the paint against the Phoenix, the team's second straight game doing so.
- The 19-point comeback was the largest since at least 2009 for the program.

HOKIES PUT UP IMPRESSIVE NUMBERS

- Ben Hammond scored 30 points on Wednesday, a career-best. In doing so he became the first VT athlete to score 30 against UVA since Erick Green in 2013. Both men played high school ball at Paul VI.
- Hammond became the second Hokie to notch a 30-point game this season, after teammate Neo Avdalas has done so twice. Against UVA, the sophomore played over 42 minutes and did not commit a turnover.
- Twenty of Hammond's 30 points came after regulation.
- Freshman Christian Gurdak produced a monster double-double, the first of his career against UVA. He tied his career-high with 17 points on the offensive end, and pulled down 19 rebounds. In two starts, he is averaging 17.0 ppg., 12.5 reb in 37 minutes. In that time he has only committed three personal fouls and gone 13-18 (.722) from the field.
- Tech heads into the new year undefeated at home (9-0) where they own an average margin of victory of 18.2 points per game.

GETTING A LIFT OFF THE BENCH

- This season the Hokies have record 30 or more points off the bench six times, all in victories (St. Joe's, Bryant, South Carolina, George Mason, UMES and Virginia.)

TEAM COMPARISON

| VT | Stat | Stan. |
|------|---------------------------|-------|
| 83.5 | Points Per Game | 78.9 |
| 74.0 | Opponents Points Per Game | 70.9 |
| +9.5 | Scoring Margin | +8.0 |
| 37.6 | Rebounds Per Game | 35.9 |
| +0.5 | Rebounding Margin | +3.9 |
| .460 | FG Percentage | .433 |
| .420 | FG Percentage Defense | .452 |
| .354 | 3FG Percentage | .344 |
| .288 | 3FG Percentage Defense | .332 |
| 8.6 | 3FG Made Per Game | 8.5 |
| .701 | FT Percentage | .723 |
| 15.7 | Assists Per Game | 12.3 |
| 10.3 | Turnovers Per Game | 11.1 |

SHOOTING 50% OR BETTER

- Since Mike Young got to Blacksburg, the Hokies are 55-5 in contests shooting 50% or better with the only losses: vs. BYU (11/27/19), vs. Miami (1/26/22), at College of Charleston (11/20/22), at Miami (1/31/23), vs. South Carolina (11/10/23).
- Since the 2010-11 season, Tech is 127-16 when shooting 50% or better.

SHARE THE BASKETBALL

- Year in and year out, Virginia Tech is known as a great passing and facilitating team under Coach Young's direction.
- Three of the past six seasons, Tech has finished among the top-three in the ACC for assists per game.

| Season | Assists Per Game | ACC Rank |
|---------|------------------|----------|
| 2025-26 | 15.73 | 10 |
| 2024-25 | 12.6 | 14 |
| 2023-24 | 15.1 | 2 |
| 2022-23 | 15.5 | 2 |
| 2021-22 | 14.3 | 6 |
| 2020-21 | 14.2 | 8 |
| 2019-20 | 14.6 | 3 |

- Tech's 15.5 assists per game in 2022-23 were the second-most in program history since joining the ACC, trailing only the 2017-18 team (16.4).

WE HAVE TO TAKE CARE OF THE BALL

- If you attend a VT men's basketball practice, you are almost guaranteed to hear head coach Mike Young say at some point: "We don't turn the ball over here."
- Over the last eight seasons, only two Mike Young team have ranked outside the top 65 in the nation for turnovers per game.

| Season | Turnovers Per Game | NCAA Rank |
|---------|--------------------|-----------|
| 2025-26 | 10.3 | 43 |
| 2024-25 | 13.4 | 309 |
| 2023-24 | 11.1 | T104 |
| 2022-23 | 9.9 | 12 |
| 2021-22 | 10.9 | 37 |
| 2020-21 | 11.6 | 63 |
| 2019-20 | 9.9 | 4 |
| 2018-19 | 10.9 | 30 |

CORE PILLARS

- The six core pillars of the Virginia Tech men's basketball program are: smart, tough, obsessed, no excuses, every day and skilled.

YOUNG MOVING UP THE RANKS

- Mike Young is in his seventh season in Blacksburg and is third in all-time wins at VT.

| Name | Seasons | Record |
|----------------|--------------|----------------|
| Charles Moir | 11 (1976-87) | 213-119 (.642) |
| Seth Greenberg | 9 (2003-12) | 170-123 (.580) |
| Mike Young | 7 (2019-pr.) | 117-88 (.573) |
| Chuck Noe | 7 (1955-62) | 109-51 (.681) |
| Howie Shannon | 7 (1964-71) | 104-68 (.605) |
| Bill Foster | 6 (1991-97) | 101-78 (.564) |
| Buzz Williams | 5 (2014-19) | 100-69 (.592) |
| Don DeVoe | 5 (1971-76) | 88-45 (.662) |

CLOSE CALLS IN 2025-26

- Tech is 3-1 in one possession games in 2025-26.

| Game | Score (Margin) | Result |
|-------------------|----------------|--------|
| vs. Colo. St. | 66-64 (2) | W |
| at South Carolina | 86-83 (3) | W |
| vs. Elon | 82-81 (1) | W |
| at Wake Forest | 78-81 (3) | L |

- The Hokies went 5-1 when the game was decided by 1-3 points last season.

CASSELL GUARDED

- Cassell Coliseum is perhaps the best kept secret in college basketball. When the student section, Cassell Guard shows out, it can lead to one of the best home court advantages in the conference.
- In six-plus seasons under Mike Young, the Hokies are 78-27 (.742) inside Cassell Coliseum. They are 34-24 in league games in that span.

| Season | Home Record | Win % |
|---------|-------------|-------|
| 2025-26 | 9-0 (1-0) | 1.000 |
| 2024-25 | 8-9 (5-5) | .471 |
| 2023-24 | 15-2 (8-2) | .882 |
| 2022-23 | 13-4 (6-4) | .765 |
| 2021-22 | 11-4 (6-4) | .733 |
| 2020-21 | 10-2 (6-1) | .833 |
| 2019-20 | 12-6 (4-6) | .667 |

BYERS BOUGHT IN ON DEFENSIVE END

- J.D. Byers was hired as an assistant coach in April of 2023, bringing 13 years of experience at the Division I level with him to Blacksburg. He worked three stints with current Penn State head coach Mike Rhoades, most recently at VCU from 2017 to 2023.
- According to KenPom, VCU ranked 15th in adjusted defensive efficiency in 2022-23. Its three rankings the prior four seasons: seventh, 14th, 45th and seventh. Tech has only posted a top-40 defense five times since joining the ACC in 2004, the last time being 2019-20 under Buzz Williams



The 2025-26 season marks the 24th for Mike Young as a head coach.

SPECIALTY STAT TRACKER

| OPPONENT | Off T0s | Paint | 2nd Chance | FB | Bench |
|--------------------|---------|-------|------------|-----|-------|
| Charleston South. | 21 | 42 | 25 | 9 | 29 |
| Providence | 20 | 48 | 17 | 10 | 20 |
| Saint Joseph's | 25 | 50 | 15 | 21 | 31 |
| Charlotte | 15 | 24 | 17 | 6 | 20 |
| Bryant | 17 | 16 | 17 | 13 | 31 |
| vs. Colorado State | 13 | 28 | 4 | 10 | 14 |
| vs. Saint Mary's | 9 | 22 | 9 | 7 | 19 |
| vs. VCU | 16 | 30 | 10 | 10 | 21 |
| at South Carolina | 6 | 54 | 12 | 10 | 34 |
| George Mason | 21 | 30 | 5 | 10 | 30 |
| Western Carolina | 9 | 36 | 13 | 6 | 26 |
| UMES | 15 | 40 | 8 | 8 | 34 |
| Elon | 16 | 40 | 21 | 4 | 21 |
| No. 21 Virginia | 15 | 34 | 22 | 7 | 30 |
| at Wake Forest | 15 | 24 | 9 | 12 | 17 |
| Stanford | - | - | - | - | - |
| Cal | - | - | - | - | - |
| at SMU | - | - | - | - | - |
| Notre Dame | - | - | - | - | - |
| at Syracuse | - | - | - | - | - |
| at Louisville | - | - | - | - | - |
| Georgia Tech | - | - | - | - | - |
| Duke | - | - | - | - | - |
| at NC State | - | - | - | - | - |
| at Clemson | - | - | - | - | - |
| Florida State | - | - | - | - | - |
| at Miami | - | - | - | - | - |
| Wake Forest | - | - | - | - | - |
| at North Carolina | - | - | - | - | - |
| Boston College | - | - | - | - | - |
| at Virginia | - | - | - | - | - |
| Total +/- | +85 | +37 | +33 | +74 | 22 |
| Season Highs | 25 | 55 | 25 | 21 | 34 |

FAST BREAK

Tech has registered **two** wins over **top five** programs under head coach Mike Young - taking down No. 3 Michigan State in Maui in 2019 and No. 3 Villanova at Mohegan Sun in 2020.

BY THE NUMBERS

3

With the departure of Kevin Keatts at NC State, **Mike Young** (seven seasons) is now the **third-longest tenured head coach** in the ACC, trailing only Brad Brownell (16) and Jeff Capel (8).

10

Tech welcomes **10** newcomers for the 2025-26 season. Three have been added via the transfer portal, in addition to seven true freshmen.

23

23 represents the number of seasons it took VT Head Coach **Mike Young** to reach **400 wins**. The feat was accomplished with a win over FSU 76-66 on **January 29, 2025**.

RECAPPING OPENING NIGHT

- Tech got off to a winning start with a 98-67 victory over Charleston Southern Nov. 3.
- It was the first time that VT had two athletes (Tobi Lawal 20-12 and Amani Hansberry 19-13) record double-doubles since 2023 and the first time both had points-rebounds double-doubles since Jan. 27, 2021 (H/T David Cunningham).
- For Hansberry, he became the first VT athlete to record a double-double on his debut since Grant Basile Nov. 7, 2022 (H/T David Cunningham).
- Nine Hokies scored six or more points against the Buccaneers.
- Tech took care of the ball, committing just seven turnovers.
- The Hokies had two different “kill shots” (runs of 10-0 or better) in the game.

DORN'S DEBUT BUCKET

- Freshman center Antonio Dorn sat out the opener as a result of the NCAA's standard delayed enrollment condition. Dorn played professionally in Germany upon graduating from secondary school. He has three years of collegiate eligibility.
- He played for Kirchheim in the second division in his native Germany.
- Against Providence he recorded three minutes of action registering a block, a rebound and a steal.
- He scored his first buckets in America vs. St. Joe's recording four points.

ROSTER FLIP

- The Hokies return just a bit shy of 50% of their scoring from a season ago (46.8%) led by Tobi Lawal's team-leading 12.4 points per game.
- Only four of Tech's 14 players were on the 2024-25 roster: Lawal, Jaden Schutt (7.7 ppg.), Tyler Johnson (6.7) and Ben Hammond (5.6).
- The Hokies attracted three athletes from the transfer portal: Jailen Bedford (UNLV), Izaiah Pasha (Delaware) and Amani Hansberry (West Virginia).
- The Hokies have 10 newcomers to the squad including seven true freshmen.
- Tech landed five-star prospect Neo Avdalas, a Greek national with professional experience. Standing 6-foot-9, he will handle the point as well as play off the ball in Mike Young's offense.

FRESHMEN ON CAMPUS

- Virginia Tech enters the 2025-26 season with one of the youngest rosters in the ACC, as they bring in seven true freshmen.
- Among all ACC teams, only Georgia Tech will welcome as many freshmen as Virginia Tech.
- Overall, the Hokies have 10 newcomers to the squad with the additions of Amani Hansberry (West Virginia), Jailen Bedford (UNLV) and Izaiah Pasha (Delaware).

CHASING 1,000

- No Hokie on the 2025-26 team has reached the 1,000-point mark in his career yet.
- Jailen Bedford with 921 is the closest to the milestone, while Tobi Lawal stands at 775.

YOUNG CLOSING IN ON VIRGINIA TECH RECORD

- With 54 ACC wins, Mike Young is second all-time in that category

in program history trailing only Seth Greenberg who went 57-55 in seven seasons at the helm of the Hokies.

GET YOUR PASSPORT, HEAD TO THE NRV

- For the first time since moving to Blacksburg in 2019, Mike Young has three Europeans on his squad in Tobi Lawal (England), Neo Avdalas (Greece) and Antonio Dorn (Germany).
- Young stated earlier in the fall that he thinks the trend of recruiting Europeans to play college basketball will continue and perhaps increase.
- “I’m not knocking our grassroots basketball at all, its structure is good. However, theirs (Europe) is really good, in terms of teaching and skill development. It’s going to continue. We are going to put more of an emphasis on it (recruiting international athletes), obviously, and do everything we can here. I like the agents that we deal with over there. It’s only going to increase. It’s not going to stay the same or decrease. I’m certain of it. They are high-IQ basketball people.” Young stated on Sept. 23 at a press conference.

THE TIMES THEY ARE A-CHANGIN’

- Only four scholarship players return for the Hokies in 2025-26. With the addition of 10 newcomers, the new-look roster makes Mike Young think back to his connection with Fork Union Military Academy.
- A 1982 graduate who was inducted into the school's Hall of Fame in 2022, Young played for the late Fletcher Arritt, a member of the Naismith Memorial Basketball Hall of Fame who sent over 400 players on to play at the college level and won 889 career games.
- Young, who visited Arritt often at Fork Union when he was the coach at Wofford, recalled a conversation they had one spring about Arritt having to field a new team every year. Young thought to himself on several occasions, “I would never want to do that.”

TOP-RANKED TALENT IN MAROON & ORANGE

- Neo Avdalas signed with Virginia Tech for the 2025-26 season after withdrawing from the 2025 NBA Draft, where he was projected as a potential second-round pick.
- He was named a 5-star recruit, making him the second highest-touted recruit in program history, trailing only Dorian Finney-Smith.
- Avdalas also brings ample pro experience, starting his career with Greek powerhouse Panathinaikos, and later playing for ASK Karditsas and Peristeri B.C., competing against top European professionals.
- He Impressed scouts at this years NBA Draft Combine with back-to-back impressive showings, including a 13-point, 9-rebound, 5-assist, 2-block performance.
- Also, this past summer, Avdalas averaged 14.0 points, 7.1 rebounds, and 8.0 assists per game at the 2025 FIBA U20 EuroBasket tournament.

PRESEASON HONORS...

- The Hokies were selected 12th in the ACC's preseason poll as voted on by the league's head coaches and media members.
- Neo Avdalas received one vote to be the ACC's Preseason Rookie of the Year. Cameron Boozer (Duke) was selected for rookie and player of the year. His Blue Devils were the top choice amongst the voters to win the league.

BY THE NUMBERS

7

Through 15 games this season, VT has used seven different starting lineups. The most common one; Avdalas, Bedford, Johnson, Lawal and Hasnberry has gone 5-0.

4-3

Against Quad 1 & 2 teams, the Hokies are 4-3 this season. With several other ACC squads in the top 100 of the NET, VT will have several chances to play their way into the field

29

Mike Young has faced 29 ranked teams in his time at VT. He is 11-18 in those games, 5-9 against the AP top 10 and 2-4 against top five teams.

SCORING TRENDS FOR THE HOKIES IN 2025-26

- VT is 12-3 with one or more athletes scoring in double figures
- VT is 12-3 with one or more athletes scoring in double figures
- VT is 12-3 with one or more athletes scoring in double figures
- VT is 10-0 with one or more athletes scoring in double figures
- VT is 6-0 with one or more athletes scoring in double figures
- VT is 1-0 with one or more athletes scoring in double figures

TECH'S 3-POINT STREAK

- The last time that the Hokies did not score a 3-point basket was February 1, 2003 at Providence.
- Tech has hit at least one 3-pointer in each of the last 740 games.

GOT TO WIN ON THE ROAD

- In order for the Hokies to return to the NCAA tournament, they must find a way to improve their record away from Cassell Coliseum.
- In each of the last two seasons, Tech has gone 2-10 in true road games.
- "We've got to do a better job of going away from home, away from the friendly confines of the Cassell, and win games," Mike Young said. "That's a big deal. I think we went 2-8 in the league last year, and that's just not good enough. That's the difference between an NCAA tournament berth and not going to the greatest tournament on Earth."
- The Hokies passed their first road test, bringing home an 86-83 overtime victory against South Carolina in the ACC/SEC Challenge on Dec. 2. It was the Hokies' first win in that event.
- In their second road game, the Hokies fell at Wake Forest by a bucket, 78-81.

LEAPING LAWAL

- Upon transferring from VCU two seasons ago, Tobi Lawal has quickly become a cornerstone for the Hokies.
- Known for his 49.5" vertical and relentless motor, Lawal led Virginia Tech in points, rebounds, field goals, free throws, and blocks in 2024-25, and recorded six double-doubles in the process.
- He tested the waters of the NBA Draft, but ultimately came back to Tech stating at ACC Tipoff in October "I just needed more experience, I'm not ready if I'm being honest. I need to get more live reps and understand how to make reads and how to expand on my versatility. Being able to shoot the ball, handle the ball, decision-making, multiple things that while still doing what God blessed me with my rebounding."

JUCO PRODUCT, JAILEN BEDFORD

- Jailen Bedford, recent grad transfer from UNLV started his collegiate career with Trinidad State (JUCO), where he spent two seasons before transferring to Oral Roberts for the 2023-24 season, starting in all 31 games. Bedford then spent a season at UNLV, where he was a key contributor, playing in 33 games, before transferring to Virginia Tech this past summer.
- He was outspoken about the label "JUCO product" at ACC Tipoff in October - "It's been a crazy journey. I'm honestly so blessed to be in this situation. I wouldn't have been able to have had this extra year if I didn't go the JUCO route. JUCO they create dogs, guys with chips on their shoulders, someone that has something to prove for themselves. I'm holding that loud and proud and I take that everywhere I go."

BE LIKE MIKE

- Mike Young was inducted into Wofford's Athletics Hall of Fame as a member of the 2024 class on Feb. 15.
- A five-member class, he was joined by a pair of players he coached in Fletcher Magee and Cameron Jackson.
- Young compiled a 299-244 overall record at Wofford, while guiding the Terriers to five NCAA Tournaments.
- In his final season in Spartanburg, S.C., Young steered Wofford to a 30-5 overall record, including a perfect 18-0 mark in SoCon play.

NON-NEGOTIABLES

- Despite everything that's new with the men's basketball program, there are four things Mike Young is adamant won't change for the team this year: being a great teammate, representing Virginia Tech in a class fashion, taking care of the ball and great shot selection.

LEADING AT THE BREAK

- The Hokies are 95-24 in the Mike Young era when holding a lead at halftime.

THE HEAD WHISTLES IN THE ACC

- There are four new head coaches in the conference this season: FSU's Luke Loucks, Miami's Jai Lucas, NC State's Will Wade and Virginia's Ryan Odom.
- For those two leaders at the Florida schools, it is their first time in the role, while Wade and Odom have previous head coaching experience.

TALKING ABOUT TRAVEL

- With zero trips to the west coast this season, the Hokies will travel 5,331 fewer miles in conference play in 2025-26 compared to last season.
- The Hokies went 1-1 on their California swing trip in 2025 defeating Cal and falling to Stanford.
- The furthest that Tech will go in conference is to Dallas to face SMU at Moody Coliseum for the first time in program history. Moody is 1,081 miles away from the friendly confines of Cassell Coliseum.

TAKING THE STEP TO THE NEXT LEVEL

- On Dec. 16, ESPN released a 2026 NBA draft big board that featured two Hokies in the top 100 of prospects to look out for this season.
- Checking in at 23 was Neo Avdalas - **Avdalas offers an intriguing mix of size and ball-screen savvy that's at times hampered by his lack of foot speed and average perimeter shooting. His pronounced strengths and weaknesses make him divisive for NBA evaluators, who have seen him in a variety of settings over the past year. He struggled earlier this year in scrimmages at the combine and at the Nike Skills Academy, where his issues separating from defenders were apparent. Avdalas might need significant structure to limit that weakness and maximize his passing ability, and he'll also need to make enough shots to space the floor away from it. He has the size to hold his own defensively, but he doesn't add much value on that end. Ultimately, NBA teams like to roll the dice on jumbo playmaking wings, and he does fit that mold.**
- Tobi Lawal also cracked the list, sitting at No. 70.
- The last Hokie to be drafted to the league was Nickeil Alexander-Walker who was the 17th overall pick in 2019 to Brooklyn. He currently hoops in Atlanta with the Hawks.

"HOKIE TRACKS"

COMMENTS THAT LEFT AN IMPRESSION

"We've got good internal leadership. They are about the right stuff and that is winning the next ballgame. Quite proud of that development with them."

- Mike Young commenting on his squad after the St. Joe's game

"We're excited in Blacksburg. I've got a really good team. Those of you that have covered our team through 24 years as a head coach, I'm not much on bravado. I'm an undersell-overserve person, but my excitement is brimming with this team."

- Mike Young on the potential of his 2025-26 basketball team

"Old guys want to win. I've been incredibly impressed and pleased with his willingness to be coached. He wants to help the team. He's a really good player, very dynamic with the ball. He's got a lot of attributes. Not the least of which he is our best on-ball defender, and that's going to keep him on the floor a lot. He really does a nice job on the ball, guarding the ball. He has to get a little bit better away from the ball, but that is making strides as we move along."

- Mike Young on graduate student guard Jailen Bedford

"I honestly feel like it's made me such a gritty player. I've always had this chip on my shoulder coming out, and they've created some dogs. I'm going to always hold that and cherish that, and I'm going to take that on and off the court, wherever I am, who I'm playing with or who I'm playing for. I'm always going to come in and compete and give you my all."

- Jailen Bedford on being a JUCO product and the attitude the he brings to the floor every night



AFTER REGULATION FOR MIKE YOUNG

- At Virginia Tech, Mike Young is 9-5 in OT games, having won each of the last four, all taking place this season.
- In his career, Young is 24-20 in overtime games (15-15 at Wofford).
- The longest game he has ever participated in was a 4OT game vs. Samford on Feb. 9, 2017 that Wofford won 131-127.

IN THE WIN OVER THE UMES HAWKS

- Tech recorded its fourth 20-point victory of the season and second in a row with a 82-53 win over Maryland Eastern Shore Sunday.
- The Hokies shared the ball exceptionally well, recording 24 assists on 31 field goals.
- Sophomore Izaiah Pasha stepped up in the absence of Jailen Bedford (illness). Pasha played 27 minutes, his highest total of the season thus far and recorded several season highs including: points (7), assists (6) and steal (2). His +24 plus/minus led all players.

QUICK HITS

- Tech recorded its third 20-point victory of the season over WCU (96-74).
- The 53 points scored in the first half against the Catamounts are the most in any half by VT this season.
- Tech allowed zero fast break points against WCU, the second time this season that has occurred.

AVDALAS RECORDS 30 POINTS AGAIN

- Freshman guard Neo Avdalas led all scorers with 30 points in Thursday's game vs. Western Carolina.
- It was his second 30-point game of the season, after he dropped 33 vs. Providence in the second game of the season.
- Avdalas has two of the eight 30-point games by an ACC athlete and the only other player to have two is Duke freshman Cameron Boozer.
- With two 30-point games, Avdalas becomes the first Hokie to record two in a season since Sean Pedulla in 2023-24.

NEO COLLECTS SECOND R.O.W. HONOR

- Avdalas recorded his second 30-point game of the season with a 30-point effort against Western Carolina helping the Hokies to extend their winning streak. The Greek national scored 24 in the second half, a performance that included four 3-pointers. With the effort, he became the second ACC athlete to record two 30-point games this season joining Duke's Cameron Boozer.
- On the weekend, Avdalas led the Hokies in scoring again, this time with 16 points in another home victory. He recorded seven assists, the eighth time this season he has produced five or more. On the defensive end he also recorded three steals, which was a season high.
- For the week, the guard averaged 23 points and shot 54% from the field.
- Avdalas becomes the third Hokie in the ACC era to win the award multiple times (Jeff Allen in 2007-08 and Landers Nolley in 2019-20).

NOTABLE MEN ON OUR BENCH

- Tech's bench features two members of the 1995 NIT championship team in Ace Custis (special assistant to the head coach) and David Jackson (assistant A.D. strength and conditioning).
- Custis had his number 20 jersey retired at Virginia Tech on March 2, 1997. He graduated with over 1,000 career points and 1,000 rebounds. He started all 123 games of his career, which stands as the program record for most consecutive starts. He was a two-time first team A-10 player and a first team All-Metro athlete once.
- J.D. Byers also has his jersey retired at his alma mater, Lebanon Valley where he is one of four men's players to earn that distinction.
- Chester Frazier (Illinois 2009) helped the Fighting Illini to three NCAA appearances in his career. He still ranks seventh in program history with 484 career assists and ninth in assist average at 3.9 per game.

COACH YOUNG'S POSTGAME COMMENTS AFTER DEFEATING NO. 21 VIRGINIA

"Here's Christian Gurdak playing in his thirteenth college game from Gonzaga in D.C. and corrals 19 rebounds, are you kidding me? Are you kidding me?"

"We're thin as nickel soup right now. We're going to be whole here pretty soon and that will make us better."

"That kid is super smart, Christian he is super smart and that kid is all about doing what our team needs to win. That is a pretty good formula for an 18 year old playing his thirteenth career game in an unbelievable atmosphere here in the Cassell. He is a great person, a great kid to coach and he was really really good today"

"We're Virginia Tech. We are Virginia Tech, that's what we do. Great admiration for them but damnit I've got a good basketball team too alright. And I'm not going to shy away from that."

SCHOOL RECORDS

INDIVIDUAL

| | |
|---|--|
| Games Played (Season) | 36, by 8 players |
| Games Started (Season) | 36, by 5 players |
| Games Played (Career) | 152, Hunter Cattoor (2019-24) |
| Games Started (Career) | 130, Jeff Allen (2007-11) |
| Consecutive Starts | 123, Ace Custis (1993-97) |
| Minutes Played (Game) | 55, by 3 players |
| Minutes Played (Season) | 1,300, Malcolm Delaney (2010-11), 34 games |
| Minutes Played (Highest Season Average) | 38.6, Jay Purcell (1991-92), 28 games |
| Minutes Played (Career) | 4,688, Malcolm Delaney (2007-11) |
| Minutes Played (Highest Career Average) | 35.1, Dale Solomon, 1978-82 |
| Points (Overall Game) | 52, Allan Bristow vs. George Washington (2-21-73) |
| Points (ACC Game) | 37, Malcolm Delaney vs. Clemson (1-29-09) |
| Points (ACC Tournament Game) | 32, Jalen Hudson vs. Wake Forest (3-10-15) |
| Points (NCAA Tournament) | 29, Glen Combs vs. Indiana (3-17-67) |
| Points (NIT) | 33, A.D. Vasallo vs. Duquesne (3-18-09) |
| Points (Season) | 801, Erick Green (2012-13), 32 games |
| Points (ACC Season) | 469, Erick Green (2012-13), 18 games |
| Points (Season Average) | 26.6, Bimbo Coles (1988-89), 27 games |
| Points (Double-Figure Games, Season) | 34, Dell Curry (1983-84), 35 games |
| Points (Career) | 2,484, Bimbo Coles (1986-90) |
| Points (Career Average) | 23.1, Allan Bristow (1970-73) |
| Points (Double-Figure Games, Career) | 115, Dell Curry (1982-86) |
| Field Goals Made (Game) | 22, Allan Bristow vs. George Washington (2-21-73) |
| 3-Pointers Made (Game) | 9, Hunter Cattoor at Florida State (1-29-22); Justin Robinson vs. Syracuse (1-26-19) |
| Field Goals Made (Season) | 305, Dell Curry (1985-86), 30 games |
| 3-Pointers Made (Season) | 106, Wally Lancaster (1987-88), 29 games |
| Field Goals Made (Career) | 1,021, Dell Curry (1982-86) |
| 3-Pointers Made (Career) | 332, Hunter Cattoor (2019-24) |
| Free Throws Made (Game) | 20, by 3 players |
| Free Throws Made (Season) | 230, Malcolm Delaney (2009-10), 33 games |
| Free Throws Made (Career) | 721, Malcolm Delaney (2007-11) |
| Rebounds (Game) | 36, Chris Smith vs. Washington & Lee (1-9-59) |
| Rebounds (Season) | 495, Chris Smith (1959-60), 26 games |
| Rebounds (Career) | 1,508, Chris Smith (1957-61) |
| Assists (Game) | 13, Justin Robinson vs. Central Conn. St. (12-1-18) |
| Assists (Season) | 192, Dave Sensibaugh (1975-76), 28 games |
| Assists (Career) | 562, Justin Robinson (2015-19) |
| Steals (Game) | 8, by 4 players |
| Steals (Season) | 94, Jamon Gordon (2006-07), 34 games |
| Steals (Career) | 295, Dell Curry (1982-86) |
| Blocks (Game) | 9, Roy Brow vs. James Madison (12-6-86); vs. Baptist College (12-12-87) |
| Blocks (Season) | 100, Roy Brow (1987-88), 28 games |
| Blocks (Career) | 251, Roy Brow (1984-88) |

TEAM

| | |
|---------------------------|--|
| Points (Game) | 141, vs. Southern Miss (2-6-88) |
| Points (Season) | 2,646, 1987-88, 29 games |
| Field Goals Made (Game) | 52, vs. VMI (2-20-59) |
| Field Goals Made (Season) | 1,058, 1983-84, 35 games |
| FG Percentage (Game) | .722 (39-54), vs. Syracuse (1-28-76) |
| FG Percentage (Season) | .517 (1,030-1,993), 1981-82 |
| 3-Pointers Made (Game) | 21, vs. Delaware State (11-20-19) |
| 3-Pointers Made (Season) | 327, 2018-19, 35 games |
| 3FG Percentage (Game) | .720 (18-25), at Florida State (1-29-22) |
| 3FG Percentage (Season) | .403 (290-720), 2016-17 |
| Rebounds (Game) | 83, vs. VMI (2-19-61) |
| Assists (Game) | 36, vs. The Citadel (11-12-17) |
| Steals (Game) | 21, at Clemson (2-8-06) |
| Blocks (Game) | 15 (2x), last vs. VMI (12-9-09) |

2025-26 STUDENT-ATHLETE HONORS

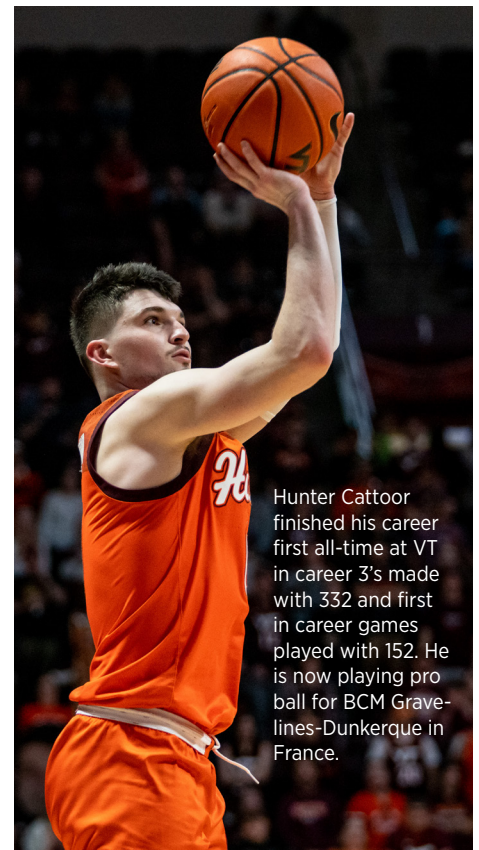


Neo Avdalas

Received one vote for Preseason All-ACC Rookie of the Year

Nov. 10 earned ACC Co-Rookie and Co-Player of the Week

Dec. 15 earned ACC Rookie of the Week becoming the third Hokie to be recognized with the honor twice Jeff Allen (2007-08) and Landers Nolley II (2019-20).



Hunter Cattoor finished his career first all-time at VT in career 3's made with 332 and first in career games played with 152. He is now playing pro ball for BCM Gravelines-Dunkerque in France.



PAUL VI TO VT PIPELINE

- Ben Hammond was the point guard for Paul VI, which finished the 2023-24 season 35-3 and ranked No. 2 in the country by ESPN.
- The Fairfax, Va., native played all four years for the Panthers, becoming the program's all-time winningest player after guiding PVI to four VISAA state titles and two WCAC titles.
- He also competed for Team Takeover on the Nike EYBL circuit, joining former Tech star Erick Green as the only Hokies with both Paul VI and Team Takeover ties.
- Green led the nation in scoring during the 2012-13 season, averaging 25 points per game (801 total points) en route to ACC Player of the Year and AP All-America third team honors.
- **Hammond scored 30 points vs. UVA on Dec. 31, 2025. The last Hokie to score 30 against the Cavaliers was Green who had 35 points on Jan. 24, 2013.**

THE CURRY FAMILY, HISTORY MAKERS

- VT Hall of Famer Dell Curry (1983-86) owns 2,389 career points and son Stephen Curry (Davidson 2006-09) with 2,635 points represent the highest scoring father/son duo in men's college basketball history.
- That duo is the only one to record greater than 5,000 career points.
- The duo of Dell and younger son Seth Curry (Duke/Liberty 2009-13) is also amongst the leaders in this category with 4,490, the fourth-most.
- The eldest Curry, Dell had his number 30 jersey retired on March 1, 1986 and he entered the VT Hall of Fame in 1996 alongside Dick Arnold (track), Connie Sellers (men's golf) and George Smith (football).

NATIONAL POLLS (12/15)

AP Top 25

| RK | TEAM | REC | PTS | TREND |
|----|----------------|------|------|-------|
| 1 | Arizona (32) | 14-0 | 1494 | - |
| 2 | Michigan (29) | 13-0 | 1493 | - |
| 3 | Iowa State | 14-0 | 1390 | - |
| 4 | UConn | 14-1 | 1343 | - |
| 5 | Purdue | 13-1 | 1254 | - |
| 6 | Duke | 13-1 | 1206 | - |
| 7 | Houston | 13-1 | 1113 | ↑ 1 |
| 8 | Gonzaga | 16-1 | 1101 | ↓ 1 |
| 9 | BYU | 13-1 | 1039 | ↑ 1 |
| 10 | Nebraska | 14-0 | 998 | ↑ 3 |
| 11 | Vanderbilt | 14-0 | 936 | - |
| 12 | Michigan State | 12-2 | 834 | ↓ 3 |
| 13 | Alabama | 11-3 | 782 | ↑ 1 |
| 14 | Texas Tech | 11-3 | 676 | ↑ 1 |
| 15 | Arkansas | 11-3 | 659 | ↑ 3 |
| 16 | Illinois | 11-3 | 602 | ↑ 4 |
| 17 | North Carolina | 13-2 | 557 | ↓ 5 |
| 18 | Georgia | 13-1 | 378 | ↑ 5 |
| 19 | Iowa | 12-2 | 340 | ↑ 6 |
| 20 | Louisville | 11-3 | 336 | ↓ 4 |
| 21 | Tennessee | 10-4 | 277 | ↓ 2 |
| 22 | Kansas | 10-4 | 208 | ↓ 5 |
| 23 | Virginia | 12-2 | 183 | ↓ 2 |
| 24 | SMU | 12-2 | 142 | ↑ 2 |
| 25 | UCF | 12-1 | 132 | ↑ 1 |

Others receiving votes: Villanova 127, Seton Hall 31, USC 28, Utah State 27, Miami (OH) 22, Clemson 21, Saint Louis 14, LSU 14, Texas 12, Florida 11, Saint Mary's 10, Kentucky 9, California 8, Miami 5, Indiana 4, Auburn 3, TCU 2, Virginia Tech 2, UCLA 2

Coaches Poll

| RK | TEAM | REC | PTS | TREND |
|----|----------------|------|-----|-------|
| 1 | Michigan (24) | 13-0 | 768 | - |
| 2 | Arizona (7) | 14-0 | 749 | - |
| 3 | Iowa State | 14-0 | 703 | - |
| 4 | UConn | 14-1 | 666 | - |
| 5 | Purdue | 13-1 | 624 | ↑ 1 |
| 6 | Duke | 13-1 | 616 | ↓ 1 |
| 7 | Houston | 13-1 | 584 | ↑ 1 |
| 8 | Gonzaga | 16-1 | 565 | ↓ 1 |
| 9 | BYU | 13-1 | 527 | ↑ 1 |
| 10 | Vanderbilt | 14-0 | 488 | ↑ 1 |
| 11 | Nebraska | 14-0 | 473 | ↑ 2 |
| 12 | Alabama | 11-3 | 403 | ↑ 3 |
| 13 | Michigan State | 12-2 | 400 | ↓ 4 |
| 14 | Texas Tech | 11-3 | 345 | ↑ 2 |
| 15 | Arkansas | 11-3 | 334 | ↑ 3 |
| 16 | Illinois | 11-3 | 294 | ↑ 3 |
| 17 | North Carolina | 13-2 | 250 | ↓ 5 |
| 18 | Louisville | 11-3 | 232 | ↓ 5 |
| 19 | Iowa | 12-2 | 211 | ↑ 4 |
| 20 | Georgia | 13-1 | 164 | ↑ 4 |
| 21 | Kansas | 10-4 | 131 | ↓ 4 |
| 22 | Tennessee | 10-4 | 123 | ↓ 2 |
| 23 | Virginia | 12-2 | 120 | ↓ 2 |
| 24 | Villanova | 12-2 | 70 | ↑ 2 |
| 25 | SMU | 12-2 | 42 | ↑ 1 |

Others receiving votes: UCF 41, Utah State 34, Clemson 29, Florida 21, Saint Mary's 17, Seton Hall 13, Saint Louis 11, Indiana 10, St. John's 4, Miami (OH) 3, Missouri 3, Kentucky 3, California 2, Oklahoma State 1, USC 1

TRACKING TECH

| | AP | Coaches |
|-----------|--------|---------|
| Preseason | NR | NR |
| 11/10 | RV (1) | NR |
| 11/17 | RV (1) | NR |
| 11/24 | RV (2) | NR |
| 12/1 | NR | NR |
| 12/8 | NR | NR |
| 12/15 | NR | NR |
| 12/22 | NR | NR |
| 12/29 | NR | NR |
| 1/5 | RV | NR |
| 1/12 | - | - |
| 1/19 | - | - |
| 1/26 | - | - |
| 2/2 | - | - |
| 2/9 | - | - |
| 2/16 | - | - |
| 2/23 | - | - |
| 3/2 | - | - |
| 3/9 | - | - |
| 3/16 | - | - |
| Final | - | - |

2025-26 RANKING SUMMARY

NCAA Statistics

Virginia Tech - 2025-26 Men's Basketball Ranking Summary thru games 01/04/2026

| Statistic | National Rank | Conference Rank | Value | National Leader | Value | Conference Leader | Value |
|---|---------------|-----------------|-------|---------------------|-------|-------------------------|---------|
| Assist/Turnover Ratio (361 ranked) | 61 | 9 | 1.53 | Northwestern | 2.11 | North Carolina | 1.77 |
| Assists Per Game (361 ranked) | 110 | 10 | 15.7 | Cornell | 22.9 | SMU | 19.3 |
| Bench Points per game (361 ranked) | 158 | 4 | 25.13 | Tarleton St. | 45.63 | Clemson | 33.27 |
| Blocks Per Game (361 ranked) | 96 | 6 | 4.0 | Georgia | 8.0 | Syracuse | 7.1 |
| Effective FG pct (361 ranked) | 149 | 12 | 0.528 | Miami (OH) | 0.634 | Duke | 0.581 |
| Fastbreak Points (361 ranked) | 242 | 12 | 9.53 | Georgia | 27.00 | SMU | 16.43 |
| Field Goal Percentage (361 ranked) | 151 | 11 | 46.0 | Miami (OH) | 53.6 | Miami (FL) | 51.8 |
| Field Goal Percentage Defense (361 ranked) | 128 | 14 | 42.4 | Michigan | 34.6 | North Carolina | 37.6 |
| Fouls Per Game (361 ranked) | 177 | 13 | 17.6 | South Alabama | 11.4 | North Carolina | 14.7 |
| Free Throw Attempts Per Game (361 ranked) | 100 | 8 | 23.0 | Southern California | 31.3 | Stanford | 26.9 |
| Free Throw Percentage (361 ranked) | 238 | 10 | 70.1 | Saint Mary's (CA) | 80.7 | California | 78.3 |
| Free Throws Made Per Game (361 ranked) | 127 | 9 | 16.1 | Southern California | 22.8 | Stanford | 19.5 |
| Rebound Margin (361 ranked) | 231 | 15 | 0.5 | Florida | 15.9 | Duke | 10.5 |
| Rebounds (Defensive) Per Game (361 ranked) | 137 | 12 | 25.87 | Michigan | 33.08 | North Carolina | 29.67 |
| Rebounds (Offensive) Per Game (361 ranked) | 156 | 11 | 11.73 | Florida | 17.00 | Virginia | 14.36 |
| Rebounds Per Game (361 ranked) | 132 | 11 | 37.60 | Florida | 46.71 | Louisville | 42.36 |
| Scoring Defense (361 ranked) | 197 | 15 | 74.0 | UNI | 57.3 | Syracuse | 64.8 |
| Scoring Margin (361 ranked) | 105 | 10 | 9.5 | Michigan | 30.2 | Duke | 21.8 |
| Scoring Offense (361 ranked) | 74 | 8 | 83.5 | Georgia | 99.4 | SMU | 91.5 |
| Steals Per Game (361 ranked) | 152 | 9 | 7.4 | Bowling Green | 12.5 | Florida St. Wake Forest | 9.5 9.5 |
| Three Point Attempts Per Game (361 ranked) | 161 | 12 | 24.2 | Alabama | 36.6 | Florida St. | 36.1 |
| Three Point Percentage (361 ranked) | 100 | 8 | 35.5 | Yale | 43.1 | NC State | 37.9 |
| Three Point Percentage Defense (361 ranked) | 24 | 4 | 28.9 | UNI | 24.0 | Boston College | 27.7 |
| Three Pointers Per Game (361 ranked) | 131 | 9 | 8.6 | Cornell | 14.8 | Louisville | 12.2 |
| Turnover Margin (361 ranked) | 40 | 5 | 3.4 | McNeese | 7.5 | Florida St. | 4.4 |
| Turnovers Forced Per Game (361 ranked) | 104 | 8 | 13.67 | Tarleton St. | 19.44 | Florida St. | 16.73 |
| Turnovers Per Game (361 ranked) | 43 | 5 | 10.3 | Northwestern | 8.8 | California | 9.5 |
| Winning Percentage (361 ranked) | 39 | 7 | 80.0 | 6 teams tied | 100.0 | Duke | 92.9 |

GAMES STARTED

| | Streak | 25-26 | Career | ACC |
|------------------------------|--------|-------|--------|-----|
| Neo Avdalas | 2 | 14 | 14 | 2 |
| Jailen Bedford ¹ | 3 | 14 | 53 | 2 |
| Solomon Davis | 0 | 0 | 0 | 0 |
| Antonio Dorn | 0 | 5 | 5 | 0 |
| Brett Freeman | 0 | 0 | 0 | 0 |
| Christian Gurdak | 3 | 3 | 3 | 2 |
| Ben Hammond | 0 | 3 | 20 | 15 |
| Amani Hansberry ² | 10 | 14 | 38 | 2 |
| Tyler Johnson | 0 | 13 | 41 | 20 |
| Sin'Cere Jones | 0 | 0 | 0 | 0 |
| Tobi Lawal ³ | 0 | 6 | 37 | 18 |
| Izaiah Pasha ⁴ | 0 | 0 | 33 | 0 |
| Shamarius Peterkin | 0 | 0 | 0 | 0 |
| Jaden Schutt | 2 | 3 | 29 | 17 |

¹ includes career at Oral Roberts & UNLV
² includes career at Illinois & WVU
³ includes career at VCU
⁴ includes career at Delaware

NON-CONFERENCE BREAKDOWN

| Team | NET | Result |
|------------------------|-----|-----------------|
| Charleston Southern | 205 | W, 98-67 |
| Providence | 85 | W, 107-101 (OT) |
| Saint Joseph's | 243 | W, 94-59 |
| Charlotte | 179 | W, 84-76 |
| Bryant | 317 | W, 78-61 |
| Colorado State | 79 | W, 66-64 |
| Saint Mary's | 23 | L, 66-77 |
| VCU | 52 | L, 68-86 |
| South Carolina | 107 | W, 86-83 (OT) |
| George Mason | 77 | W, 73-62 |
| Western Carolina | 259 | W, 96-74 |
| Maryland Eastern Shore | 334 | W, 82-53 |
| Elon | 154 | W, 82-81 (OT) |

*All NET rankings appear as they are on the Monday morning of the week of the game.

VT checks in at 56 in the NET this week



Tobi Lawal is one of the most athletic college basketball players in the country with a 49.5-inch vertical.

SEASON BREAKDOWN

TECH'S RECORD WHEN...

| | 2025-26 |
|---|---------|
| Overall | 12-3 |
| ACC | 1-1 |
| At home | 9-0 |
| On the road | 1-1 |
| At neutral sites | 2-2 |
| After a win | 10-2 |
| After a loss | 1-1 |
| In overtime | 4-0 |
| vs. ranked opponents | 1-0 |
| Winning the opening tip | 4-2 |
| Losing the opening tip | 8-1 |
| Decided by 1-4 points | 3-1 |
| Decided by 5-10 points | 3-0 |
| Decided by 11-20 points | 2-2 |
| Decided by 21+ points | 4-0 |
| Leading at half | 9-0 |
| Tied at half | 0-0 |
| Trailing at half | 3-3 |
| VT shoots 50% or better | 6-0 |
| VT shoots 40-49.9% | 4-2 |
| VT shoots less than 40% | 2-1 |
| VT out-shoots opponent | 9-1 |
| Opp. out-shoots VT | 3-2 |
| Opp. shoots 40% or better | 8-3 |
| Opp. shoots less than 40% | 4-0 |
| VT out-rebounds opponent | 8-0 |
| Opp. out-rebounds VT | 4-3 |
| Rebounds are tied | 0-0 |
| VT has more FT attempts | 8-3 |
| Opp. has more FT attempts | 4-0 |
| VT makes more 3-pointers | 7-2 |
| Opp. makes more 3-pointers | 5-1 |
| VT wins turnover battle | 11-2 |
| Opp. wins turnover battle | 1-1 |
| Turnovers are tied | 1-0 |
| VT scores 100+ | 1-0 |
| VT scores 90-99 points | 4-0 |
| VT scores 80-89 points | 4-0 |
| VT scores 70-79 points | 2-1 |
| VT scores 60-69 points | 2-2 |
| VT scores 50-59 points | 0-0 |
| VT scores < 50 points | 0-0 |
| Opp. scores > 99 points | 1-0 |
| Opp. scores 90-99 points | 0-0 |
| Opp. scores 80-89 points | 3-2 |
| Opp. scores 70-79 points | 2-1 |
| Opp. scores 60-69 points | 3-0 |
| Opp. scores 50-59 points | 2-0 |
| Opp. scores < 50 points | 0-0 |
| Playing on Monday | 1-0 |
| Playing on Tuesday | 1-0 |
| Playing on Wednesday | 4-0 |
| Playing on Thursday | 1-1 |
| Playing on Friday | 0-1 |
| Playing on Saturday | 3-1 |
| Playing on Sunday | 2-0 |
| In November | 6-2 |
| In December | 6-0 |
| In January | 0-1 |
| In February | 0-0 |
| In March | 0-0 |
| Playing during the day | 6-3 |
| Playing at night (tip at 5 p.m. or later) | 6-0 |
| Wearing White | 8-1 |
| Wearing Maroon | 2-0 |
| Wearing Orange | 1-1 |
| Wearing Black | 1-1 |

STARTING LINEUPS (LAST USED LINEUP IN BOLD)

W/L

| | |
|------------|---|
| 5-0 | Avdaldas/Bedford/Johnson/Lawal/Hansberry |
| 1-0 | Avdaldas/Bedford/Johnson/Lawal/Dorn |
| 3-0 | Avdaldas/Bedford/Johnson/Hansberry/Dorn |
| 1-1 | Avdaldas/Bedford/Schutt/Hansberry/Gurdak (last lineup) |
| 1-0 | Avdaldas/Schutt/Johnson/Hansberry/Dorn |
| 0-2 | Avdaldas/Hammond/Bedford/Johnson/Hansberry |
| 1-0 | Hammond/Bedford/Johnson/Hansberry/Gurdak |

Margin of Victory/Defeat

| | 1 | 2 | 3 | 4 | 5 | 6 | 7 | 8 | 9 | 10 | 11-19 | 20+ |
|--------|---|---|---|---|---|---|---|---|---|----|-------|-----|
| Wins | 1 | 1 | 1 | - | - | 1 | - | 1 | - | 1 | 2 | 4 |
| Losses | - | - | 1 | - | - | - | - | - | - | - | 2 | - |

Most First Half Points

Virginia Tech - 53 vs. Western Carolina (12/11/25)
Opponents - 46 vs. Providence (11/8/25)

Most Second Half Points

Virginia Tech - 56 vs. CSU (11/3/25)
Opponents - 46 vs. Saint Mary's (11/27/25)

Fewest First Half Points

Virginia Tech - 20 vs. Saint Mary's (11/27/25)
Opponents - 24 Bryant and UVA

Fewest Second Half Points

Virginia Tech - 46 vs. Providence (11/8/25)
Opponents - 29 vs. CSU (11/3/25)

Largest Halftime Lead

Virginia Tech - 20 vs. St. Joe's (11/12/25)
Opponents - 11 vs. Saint Mary's (11/27/25)

Largest Margin of Victory

Virginia Tech - 35 vs. St. Joe's (11/12/25)
Opponents - 11 vs. Saint Mary's (11/27/25)

Largest Lead Held

Virginia Tech - 40 vs. St. Joe's (11/12/25)
Opponents - 20 vs. VCU (11/28/25)

Killshots this season (runs of 10-0 or better)

Virginia Tech - 11
Opponents - 2 (VCU and Elon)

MISCELLANEOUS

How 1st Points Were Scored

| | |
|------------|---|
| Layup | 5 |
| 3FG | 1 |
| Jumper | 6 |
| Dunk | - |
| Free Throw | 2 |
| Tip-in | 1 |

Assists Leader

| | |
|-----------------|---|
| Neo Avdaldas | 8 |
| Ben Hammond | 7 |
| Amani Hansberry | 5 |
| Izaiah Pasha | 1 |
| Jaden Schutt | 1 |

20+ Points

| | |
|-----------------|---|
| Neo Avdaldas | 2 |
| Jailen Bedford | 2 |
| Ben Hammond | 1 |
| Amani Hansberry | 2 |
| Tobi Lawal | 1 |

Double-Doubles

| | |
|------------------|---|
| Christian Gurdak | 1 |
| Amani Hansberry | 7 |
| Tobi Lawal | 3 |

Scored VT's 1st Points

| | |
|------------------|---|
| Neo Avdaldas | 5 |
| Jailen Bedford | 2 |
| Antonio Dorn | 1 |
| Christian Gurdak | 1 |
| Ben Hammond | 1 |
| Amani Hansberry | 4 |
| Tobi Lawal | 1 |

Steals Leader

| | |
|-----------------|----|
| Neo Avdaldas | 2 |
| Jailen Bedford | 1 |
| Ben Hammond | 10 |
| Amani Hansberry | 5 |
| Tyler Johnson | 6 |
| Jaden Schutt | 1 |

30+ Points

| | |
|--------------|---|
| Neo Avdaldas | 2 |
| Ben Hammond | 1 |

10+ Rebounds

| | |
|------------------|---|
| Christian Gurdak | 1 |
| Amani Hansberry | 7 |
| Tyler Johnson | 1 |
| Tobi Lawal | 4 |

First Off VT Bench

| | |
|------------------|---|
| Antonio Dorn | 3 |
| Christian Gurdak | 6 |
| Ben Hammond | 9 |
| Sin'Cere Jones | 1 |
| Izaiah Pasha | 1 |
| Jaden Schutt | 8 |

Blocks Leader

| | |
|------------------|---|
| Neo Avdaldas | 3 |
| Christian Gurdak | 3 |
| Amani Hansberry | 5 |
| Tyler Johnson | 3 |
| Sin'Cere Jones | 1 |
| Tobi Lawal | 5 |
| Izaiah Pasha | 2 |

5+ Assists

| | |
|-----------------|---|
| Neo Avdaldas | 9 |
| Ben Hammond | 5 |
| Amani Hansberry | 2 |
| Tyler Johnson | 2 |
| Izaiah Pasha | 1 |

Points Leader

| | |
|-----------------|---|
| Neo Avdaldas | 3 |
| Jailen Bedford | 3 |
| Ben Hammond | 1 |
| Amani Hansberry | 5 |
| Tobi Lawal | 2 |
| Jaden Schutt | 2 |

10+ Points

| | |
|------------------|----|
| Neo Avdaldas | 10 |
| Jailen Bedford | 6 |
| Christian Gurdak | 4 |
| Ben Hammond | 9 |
| Amani Hansberry | 13 |
| Tyler Johnson | 7 |
| Tobi Lawal | 4 |
| Izaiah Pasha | 1 |
| Jaden Schutt | 9 |

2+ Steals

| | |
|-----------------|----|
| Neo Avdaldas | 1 |
| Amani Hansberry | 9 |
| Ben Hammond | 10 |
| Tyler Johnson | 6 |
| Jaden Schutt | 3 |

Rebounds Leader

| | |
|------------------|---|
| Antonio Dorn | 1 |
| Christian Gurdak | 2 |
| Amani Hansberry | 7 |
| Tyler Johnson | 1 |
| Tobi Lawal | 4 |

2+ Blocks

| | |
|------------------|---|
| Neo Avdaldas | 3 |
| Christian Gurdak | 2 |
| Amani Hansberry | 4 |
| Tyler Johnson | 2 |
| Tobi Lawal | 4 |
| Izaiah Pasha | 1 |

THE LAST TIME


LAST TIME VIRGINIA TECH...

| | |
|---|--|
| Scored 100+ points and won | 107-101 (OT), vs. Providence, 11/8/25 |
| Scored 100+ points and lost | 100-104 (2OT), vs. Maryland, 2/27/10 |
| Played in OT | 82-81 (OT), vs. Elon, 12/20/25 |
| Played in consecutive OTs | 82-81 (OT), vs. Elon, 12/20/25 & 95-85 (3 OT), vs. Virginia, 12/31/25 |
| Played in 2OT | 73-82 (2OT), vs. Cal, 3/11/25 |
| Played in 3OT | 95-85 (3OT), vs. Virginia, 12/31/25 |
| Scored 100+ points | 107-101 (OT), vs. Providence, 11/8/25 |
| Scored 90-99 points | 95-85 (3OT), vs. Virginia, 12/31/25 |
| Scored 80-89 points | 82-81, vs. Elon, 12/20/25 |
| Scored 70-79 points | 78-81, at Wake Forest, 1/3/26 |
| Scored 60-69 points | 66-71, vs. #19 Louisville, 2/25/25 |
| Scored 50-59 points | 59-91, vs. North Carolina, 3/4/25 |
| Scored 40-49 points | 47-65, at #11 Clemson, 3/8/25 |
| Scored 30-39 points | 36-54, at Boston College, 2/18/25 |
| Scored 20-29 points | 27-40, at McGuire Hospital, 2/2/46 |
| Scored 10-19 points | 16-45, at Virginia, 1/30/39 |
| Scored less than 10 points | 9-29, vs. North Carolina, 1/12/35 |
| Allowed 100+ points | 101-107 (OT), vs. Providence, 11/8/25 |
| Allowed 90-99 points | 59-91, vs. North Carolina, 3/4/25 |
| Allowed 80-89 points | 78-81, at Wake Forest, 1/3/26 |
| Allowed 70-79 points | 96-74, vs. Western Carolina, 12/11/25 |
| Allowed 60-69 points | 73-62, vs. George Mason, 12/6/25 |
| Allowed 50-59 points | 82-53, vs. UMES, 12/14/25 |
| Allowed 40-49 points | 75-41, vs. Virginia, 2/19/24 |
| Allowed 30-39 points | 65-39, vs. Radford, 11/15/21 |
| Allowed 20-29 points | 47-24, at #23 NC State, 2/2/19 |
| Allowed 10-19 points | 60-19, vs. Lynchburg, 1/9/46 |
| Allowed less than 10 points | 28-9, vs. Hampden-Sydney, 1/17/1923 |
| Scored at least 60 points in a half | 66, 2nd Half, vs. The Citadel, 11/12/17 |
| Largest margin of victory | 83, vs. Randolph-Macon (87-4), 1/10/1911 |
| Largest margin of victory in ACC | 38, vs. Wake Forest (84-46), 2/27/21 |
| Defeated a ranked opponent on the road | 47-24, at #23 NC State, 2/2/19 |
| Defeated a ranked opponent at home | 95-85 (3OT), vs. Virginia, 12/31/25 |
| Defeated a ranked opponent on a neutral court | 82-67, vs. #7 Duke, 3/12/22 |
| Defeated a defending national champion | 65-51, vs. #8 Virginia, 1/30/21 |
| Held opponent without a double-figure scorer | 82-53, vs. UMES, 12/14/25 |
| Failed to have a double-figure scorer | 41-57, vs. Temple, 2/25/96 |
| Had 5 or more players score in double figures | 5, vs. Elon, 12/20/25 |
| Had 6 or more players score in double figures | 6, vs. St. Joe's, 11/12/25 |
| Had 7 or more players score in double figures | 7, vs. Cornell, 12/8/21 |
| Did not make a 3FG | at Providence, 2/1/03 |
| Opponent did not make a 3FG | vs. Virginia, 2/14/22 |
| Did not shoot a FT in the first half | vs. #18 Pitt, 12/7/24 |
| Did not shoot a FT in the second half | at Syracuse, 2/27/24 |
| Opponent did not shoot a FT | vs. Merrimack, 11/21/21 |
| Opponent did not make a FT | vs. Florida State, 3/4/23 |
| Held an opponent under 10 points in a half | 9, vs. Eastern Michigan (1H), 12/22/11 |
| Held an opponent under 20 points in a half | 15, at Florida State (1H), 1/29/25 |
| Had double-figure blocked shots | 10, vs. Wake Forest, 2/27/21 |
| Came back from a double-figure deficit to win | 19, vs. Elon, 12/20/25 |
| Lost a double-digit lead | 22, at Cal, 1/11/25 |
| Led by 20 or more points at halftime | 20, vs. St. Joe's, 11/12/25 |
| Had 20-29 assists in a game | 24, vs. UMES, 12/14/25 |
| Had 30 or more assists | 36, vs. The Citadel, 11/12/17 |
| Held a team under 20 percent from the floor | 16.7%, at No. 23/22 NC State, 2/2/19 |
| Held a team under three made FGs in a half | 2, vs. Notre Dame, 1/10/21 |
| Won an ACC Tournament Championship | 82-67, vs. #7 Duke, 3/12/22 |
| Won an NCAA Tournament game | 67-58, vs. Liberty, 3/24/19 |
| Largest lead of the season | 40, vs. St. Joe's, 11/12/25 |
| Largest deficit of the season | 20, vs. VCU, 11/28/25 |

WHAT'S A HOKIE?

The answer leads all the way back to 1896 when Virginia Agricultural and Mechanical College changed its name to Virginia Polytechnic Institute. With the change came the necessity for writing a new cheer and a contest for such a purpose was held by the student body.

Senior O.M. Stull won first prize for his "Hokie" yell which is still used today. Later, when asked if "Hokie" had any special meaning, Stull explained the word was solely the product of his imagination and was used only as an attention-getter for his yell. It soon became a nickname for all Tech teams and for those people loyal to Tech athletics.



The official university school colors - Chicago Maroon and Burnt Orange - also were introduced in 1896. The colors were chosen by a committee because they made a 'unique combination' not worn elsewhere at the time. The official definition of "Hokie" is "a loyal Virginia Tech Fan."



OUR NAME

When referring to our name, we ask that you use Virginia Tech, Hokies or Tech - and not 'Vah Tech.' Thank you!

THE LAST TIME


LAST TIME VIRGINIA TECH ATHLETES...

| | |
|--|--|
| Recorded a double-double | Amani Hansberry (19 pts./10 rebs.), at Wake Forest, 1/3/26 |
| Recorded a triple-double | Justyn Mutts (12 pts./14 rebs./11 ast.), vs. Syracuse, 2/12/22 |
| Two Tech players recorded double-doubles in same game | Amani Hansberry (17 pts./15 reb) & Christian Gurdak (17 pts./19 rebs.), vs. Virginia, 12/31/25 |
| Two Tech players recorded double-doubles in consecutive games | vs. North Carolina (ACC Tournament), 3/13/09; vs. Duquesne (NIT), 3/18/09 |
| Had five or more steals | Ben Hammond (5), vs. North Carolina A&T, 12/12/24 |
| Had 10 or more assists in a game | Brandon Rechsteiner (11), vs. American, 12/21/23 |
| Had 20 or more rebounds in a game | Jeff Allen (21), vs. Longwood, 12/14/08 |
| Two Tech players with double-figure rebounds | Amani Hansberry (15) & Christian Gurdak (19), vs. Virginia, 12/31/25 |
| Two Tech players had five or more assists | Neo Avdalas (6) & Amani Hansberry (6), vs. George Mason, 12/6/25 |
| Three Tech players had five or more assists | Justyn Mutts (8), Hunter Cattoor (8) & Grant Basile (5), vs. Syracuse, 1/28/23 |
| Four Tech players had five or more assists | Kerry Blackshear Jr. (8), Devin Wilson (7), Justin Robinson (7) & Chris Clarke (5), vs. The Citadel, 11/12/17 |
| Three Tech players made five or more 3FG | Nahiem Alleyne (5), Jalen Cone (5) & Isaiah Wilkins (5), vs. Delaware State, 11/20/19 |
| Eight or more Tech players made a 3FG | 8 players, at Pitt, 2/5/22 |
| Two Tech players scored 20 or more points | Mylyjael Poteat (25) & Tobi Lawal (22), vs. Miami, 1/4/25 |
| Three Tech players scored 20 or more points | Jaydon Young (26), Ben Hammond (21) & Jaden Schutt (20), vs. Syracuse, 3/1/25 |
| Two Tech players scored 20 or more points in consecutive games | Nickeil Alexander-Walker & Kerry Blackshear Jr., 11/10/17 & 11/12/17 |
| Tech player scored 30 or more points in consecutive games | Sean Pedulla, 1/10/24 & 1/13/24 |
| Tech freshman scored 20 or more points in a game | Ben Hammond (30), vs. Virginia, 12/31/25 |
| Three Tech freshmen scored in double figures in a game | Hunter Cattoor (14), Jalen Cone (11) & Lander Nolley II (10), vs. North Carolina, 3/10/20 |
| Four Tech freshmen scored in double figures in a game | Landers Nolley II (21), Tyrece Radford (21), Jalen Cone (15) & Nahiem Alleyne (10), at Wake Forest, 1/14/20 |
| Tech player scored 30-39 points in a game | Neo Avdalas (30), vs. Western Carolina, 12/11/25 |
| Tech player scored 40-49 points in a game | Dorenzo Hudson (41), vs. Seton Hall, 1/2/10 |
| Tech player scored 50+ points in a game | Bimbo Coles (51), vs. Southern Miss, 2/6/88 |
| Tech player had consecutive double-doubles | Amani Hansberry, 12/20/25 & 12/31/25 |
| Tech player had three consecutive double-doubles | Amani Hansberry, 12/20/25, 12/31/25, 1/3/26 |
| Tech freshman had consecutive double-doubles | Kerry Blackshear Jr., 12/13/15, 12/19/15 |
| Tech had a walk-on score double figures | Christian Beyer (13), vs. Alabama A&M, 12/14/14 |

LAST TIME AN OPPONENT...

| | |
|--------------------------|--|
| Recorded a triple-double | Dennis Smith Jr., (27 pts/11 rebs/ 11 asts), at NC State, 1/4/17 |
|--------------------------|--|





MIKE YOUNG

IN SEVENTH SEASON AT VT

2020-21 ACC Coach of the Year

CAREER RECORDS

| | |
|-----------------------|---------|
| Overall Record | 416-332 |
| Conference Games | 229-185 |
| Non-Conference Games | 187-147 |
| Conference Tournament | 25-17 |
| NCAA Tournament | 1-7 |
| Overtime Games | 24-20 |
| Overtime at VT | 9-5 |
| One-Point Games | 15-15 |
| vs. AP Top 25 | 11-36 |
| vs. AP Top 25 at VT | 11-18 |

VS. CURRENT ACC HEAD COACHES

| Coach | All | VT | Wofford |
|-------------------|--------------|--------------|-------------|
| Earl Grant | 1-4 | 1-4 | - |
| Mark Madsen | 1-1 | 1-1 | - |
| Brad Brownell | 5-7 | 5-5 | 0-2 |
| Jon Scheyer | 1-3 | 1-3 | - |
| Luke Loucks | 0-0 | 0-0 | - |
| Damon Stoudamire | 1-1 | 1-1 | - |
| Pat Kelsey | 2-2 | 0-2 | 2-0 |
| Jai Lucas | 0-0 | 0-0 | - |
| Will Wade | 2-2 | 0-0 | 2-2 |
| Hubert Davis | 2-4 | 2-4 | - |
| Micah Shrewsberry | 3-1 | 3-1 | - |
| Jeff Capel III | 4-3 | 4-3 | - |
| Andy Enfield | 0-1 | 0-1 | - |
| Kyle Smith | 0-2 | 0-1 | 0-1 |
| Adrian Autry | 1-1 | 1-1 | - |
| Ryan Odom | 5-0 | 1-0 | 4-0 |
| Steve Forbes | 9-8 | 3-5 | 6-3 |
| Total | 48-48 | 34-39 | 14-9 |



► COACH YOUNG: CAREER BREAKDOWN

| Season | School | Overall | Conference | Finish | Postseason | Ranking | RPI/NET |
|----------------|-------------------|----------------|---------------------|-------------|-------------------|---------|---------|
| 2002-03 | Wofford | 14-15 .483 | 8-8 .500 | T6th | - | -/- | 219 |
| 2003-04 | Wofford | 9-20 .310 | 4-12 .250 | T10th | - | -/- | 273 |
| 2004-05 | Wofford | 14-14 .500 | 7-9 .438 | 8th | - | -/- | 225 |
| 2005-06 | Wofford | 11-18 .379 | 6-9 .400 | 9th | - | -/- | 287 |
| 2006-07 | Wofford | 10-20 .333 | 5-13 .278 | T9th | - | -/- | 295 |
| 2007-08 | Wofford | 16-16 .500 | 8-12 .400 | 8th | - | -/- | 191 |
| 2008-09 | Wofford | 16-14 .533 | 12-8 .600 | 4th | - | -/- | 177 |
| 2009-10 | Wofford | 26-9 .743 | 15-3 .833 | 1st | NCAA First Round | -/- | 73 |
| 2010-11 | Wofford | 21-13 .618 | 14-4 .778 | T1st | NCAA First Round | -/- | 105 |
| 2011-12 | Wofford | 19-14 .576 | 12-6 .667 | T2nd | CBI | -/- | 178 |
| 2012-13 | Wofford | 13-19 .406 | 7-11 .389 | T8th | - | -/- | 253 |
| 2013-14 | Wofford | 20-13 .606 | 11-5 .688 | T3rd | NCAA First Round | -/- | 152 |
| 2014-15 | Wofford | 28-7 .800 | 16-2 .889 | 1st | NCAA First Round | RV/- | 49 |
| 2015-16 | Wofford | 15-17 .469 | 11-7 .611 | T3rd | - | -/- | 202 |
| 2016-17 | Wofford | 16-17 .485 | 10-8 .556 | T4th | - | -/- | 189 |
| 2017-18 | Wofford | 21-13 .618 | 11-7 .611 | T4th | CIT | -/- | 141 |
| 2018-19 | Wofford | 30-5 .857 | 18-0 1.000 | 1st | NCAA Second Round | 19/18 | 14 |
| Totals | 17 Seasons | 299-244 | .551 175-124 | .585 | | | |
| 2019-20 | Virginia Tech | 16-16 .500 | 7-13 .350 | T10th | - | -/- | 92 |
| 2020-21 | Virginia Tech | 15-7 .682 | 9-4 .692 | 3rd | NCAA First Round | 25/RV | 51 |
| 2021-22 | Virginia Tech | 23-13 .639 | 11-9 .550 | 7th | NCAA First Round | RV/RV | 27 |
| 2022-23 | Virginia Tech | 19-15 .559 | 8-12 .400 | 11th | NIT First Round | -/- | 75 |
| 2023-24 | Virginia Tech | 19-15 .559 | 10-10 .500 | T8th | NIT Second Round | -/- | 58 |
| 2024-25 | Virginia Tech | 13-19 .406 | 8-12 .400 | T9th | - | -/- | 166 |
| 2025-26 | Virginia Tech | 12-3 .800 | 1-1 .500 | - | - | -/- | - |
| Totals | 7 Seasons | 117-88 | .573 54-61 | .473 | | | |
| Overall | 24 Seasons | 416-332 | .556 229-185 | .553 | | | |

► THE YOUNG FILE

| | |
|-----------------------------|---------------------|
| Born | 5/1/1963 |
| Hometown | Radford, Virginia |
| Wife | Margaret |
| Children | Cooper, Davis |
| Education | Emory & Henry, 1986 |
| Joined Tech Staff | 4/7/2019 |
| Years as College Head Coach | 24 |
| Years as College Coach | 40 |

Coaching Career

| | |
|----------|--------------------------------|
| 1986-88 | Assistant Coach, Emory & Henry |
| 1988-89 | Graduate Assistant, Radford |
| 1989-98 | Assistant Coach, Wofford |
| 1998-02 | Associate Head Coach, Wofford |
| 2002-19 | Head Coach, Wofford |
| 2019-pr. | Head Coach, Virginia Tech |

► ACCOMPLISHMENTS

Seven NCAA Tournaments

2022, 2021, 2019, 2015, 2014, 2011, 2010

One ACC Tournament Championship

2022

Five SoCon Tournament Championships

2019, 2015, 2014, 2011, 2010

Five Conference Coach of the Year Awards

ACC (2021), SoCon (2019, 2015, 2014, 2010)

Two-time National Coach of the Year

2019 (Sporting News), 2010 (Hugh Durham)

Three AP All-America Selections

Fletcher Magee (2018-19), Karl Cochran (2014-15), Noah Dahlman (2009-10)

0 JAILEN BEDFORD

GRADUATE Guard | 6-4 | 190 | Consumer Studies major
Austin, Texas | Trinidad State/Oral Roberts/UNLV



SEASON/CAREER BESTS

POINTS

Season 25, at Wake Forest (1/3/26)
Career 26, at Texas Tech (12/12/23)

REBOUNDS

Season 6, at South Carolina (12/2/25)
Career 15, vs. St. Thomas (MN) (1/13/24)

ASSISTS

Season 3, vs. St. Joe's (11/12/25)
Career 4, at S. Dakota St. (2/10/24)

BLOCKS

Season 1, vs. Providence (11/8/25)
Career 1 (6x), last at New Mexico (3/7/25)

STEALS

Season 1 (8x), last at Wake Forest (1/3/26)
Career 4, South Dakota (1/11/24)

MINUTES

Season 34:44, at Wake Forest (1/3/26)
Career 40 (2x), last vs. Utah St. (3/13/25)

FIELD GOALS MADE

Season 9, at Wake Forest (1/3/26)
Career 9 (5x), last at Wake (1/3/26)

FIELD GOALS ATTEMPTED

Season 18, at Wake Forest (1/3/26)
Career 18 (3x), last at Wake (1/3/26)

3-PT. FIELD GOALS MADE

Season 5, at Wake Forest (1/3/26)
Career 6, at Texas Tech (12/12/23)

3-PT. FIELD GOALS ATTEMPTED

Season 11, at Wake Forest (1/3/26)
Career 11 (3x), last at Wake Forest (1/3/26)

FREE THROWS MADE

Season 3, vs. Charlotte (11/16/25)
Career 10, at Montana St. (1/3/24)

FREE THROWS ATTEMPTED

Season 6 (2x), last at Wake Forest (1/3/26)
Career 10 (2x), at Montana St. (1/3/24)

CAREER STATS

- A self-proclaimed “dog” on the court. Fueled by his experience as a JUCO product
- Sole concern is with winning, wants to experience the NCAA Tournament in his final season
- Mike Young describes JB as the best on-ball defender on the team
- Began career at Trinidad State (JUCO), played at Oral Roberts in 23-24 and UNLV (24-25).
- At UNLV: Third-leading scorer at 10.2 points per game on 38.7% shooting ... Appeared in 33 games, averaging 23.3 minute ... Connected on 35% from long range ... Poured in a season-high 20 points at Creighton on Dec. 7 ... Reached double-figure scoring 20 times, including back-to-back 13-point performances in the Mountain West tournament ... Delivered a season-high 11 rebounds vs. Nevada on Feb. 28
- Is one of five Hokies this season to record a 20-point game.
- Started the 50th game of his career vs. Western Carolina
- Has scored 921 career points.
- Scored 25 points at Wake Forest, his first game in double figures since Nov. 26 vs. Colorado State.

2025-26 GAME-BY-GAME STATS



2025-26 Virginia Tech Men's Basketball
Individual Game-by-Game
All games

Page 1/11
as of Jan 03, 2026

#0 BEDFORD, Jailen

| Opponent | Date | GS | MIN | Total | | 3-Pointers | | Free throws | | Rebounds | | PF | A | TO | BLK | STL | PTS | AVG | |
|----------------------|------------|----|-------|--------|--------|------------|-------|-------------|-------|----------|-----|----|-----|-----|-----|-----|-----|-----------|-----------|
| | | | | FG-FGA | PCT | 3FG-3FGA | PCT | FT-FTA | PCT | OFF | DEF | | | | | | | | |
| Charleston So. | 11/03/2025 | * | 18:02 | 5-10 | .500 | 1-1 | 1.000 | 2-2 | 1.000 | 2 | 3 | 5 | 5.0 | 3 | 0 | 0 | 0 | 13 13.0 | |
| vs Providence | 11/08/2025 | * | 32:51 | 7-11 | .636 | 3-5 | .600 | 1-2 | .500 | 1 | 2 | 3 | 4.0 | 1 | 1 | 3 | 1 | 18 15.5 | |
| Saint Joseph's | 11/12/2025 | * | 18:18 | 3-5 | .600 | 2-2 | 1.000 | 0-0 | .000 | 0 | 2 | 2 | 3.3 | 2 | 3 | 2 | 0 | 1 8 13.0 | |
| Charlotte | 11/16/2025 | * | 29:54 | 7-12 | .583 | 4-8 | .500 | 3-6 | .500 | 2 | 1 | 3 | 3.3 | 1 | 2 | 2 | 0 | 1 21 15.0 | |
| Bryant | 11/19/2025 | * | 17:13 | 1-7 | .143 | 0-3 | .000 | 1-2 | .500 | 0 | 2 | 2 | 3.0 | 1 | 0 | 1 | 0 | 3 12.6 | |
| vs Colorado St. | 11/26/2025 | * | 28:43 | 7-9 | .778 | 1-2 | .500 | 2-3 | .667 | 0 | 4 | 4 | 3.2 | 1 | 1 | 1 | 0 | 1 17 13.3 | |
| vs Saint Mary's (CA) | 11/27/2025 | * | 25:26 | 0-10 | .000 | 0-4 | .000 | 2-2 | 1.000 | 1 | 3 | 4 | 3.3 | 2 | 0 | 1 | 0 | 1 2 11.7 | |
| vs VCU | 11/28/2025 | * | 17:17 | 0-3 | .000 | 0-2 | .000 | 0-0 | .000 | 0 | 1 | 1 | 3.0 | 3 | 0 | 1 | 0 | 0 10.3 | |
| at South Carolina | 12/02/2025 | * | 22:30 | 3-9 | .333 | 1-3 | .333 | 2-2 | 1.000 | 2 | 4 | 6 | 3.3 | 1 | 0 | 1 | 0 | 9 10.1 | |
| George Mason | 12/06/2025 | * | 16:29 | 2-7 | .286 | 0-4 | .000 | 0-0 | .000 | 0 | 0 | 0 | 3.0 | 1 | 0 | 0 | 1 | 4 9.5 | |
| Western Caro. | 12/11/2025 | * | 17:20 | 1-3 | .333 | 1-3 | .333 | 0-0 | .000 | 0 | 4 | 4 | 3.1 | 4 | 1 | 1 | 0 | 1 3 8.9 | |
| Elon | 12/20/2025 | * | 14:36 | 1-1 | 1.000 | 0-0 | .000 | 0-0 | .000 | 0 | 0 | 0 | 2.8 | 0 | 0 | 4 | 0 | 2 8.3 | |
| Virginia | 12/31/2025 | * | 28:23 | 2-8 | .250 | 1-4 | .250 | 0-0 | .000 | 1 | 2 | 3 | 2.8 | 2 | 0 | 1 | 0 | 5 8.1 | |
| at Wake Forest | 01/03/2026 | * | 34:44 | 9-18 | .500 | 5-11 | .455 | 2-6 | .333 | 1 | 4 | 5 | 3.0 | 2 | 1 | 1 | 0 | 1 25 9.3 | |
| Totals | | | 14 | 321:46 | 48-113 | .425 | 19-52 | .365 | 15-25 | .600 | 10 | 32 | 42 | 3.0 | 24 | 9 | 19 | 1 | 8 130 9.3 |

Player Averages

| Games Played | Minutes/ game | Points/ game | FG Pct | 3FG Pct | FT Pct | Rebounds/ game | Assists/ game | Turnovers/ game | Assist/Turnover ratio | Steals/ game | Blocks/ game |
|--------------|---------------|--------------|--------|---------|--------|----------------|---------------|-----------------|-----------------------|--------------|--------------|
| 14 | 23.0 | 9.3 | 42.5 | 36.5 | 60.0 | 3.0 | 0.6 | 1.4 | 0.5 | 0.6 | 0.1 |

PRODUCTION TRACKER (IN D1 EMISSIONS)

| | This Season | Career |
|------------------------------|-------------|--------|
| Scored 10+ Points | 5 | 51 |
| Scored 20+ Points | 2 | 8 |
| Led Tech in Scoring | 3 | 3 |
| Made 3+ 3FGs | 3 | 22 |
| Had 5+ Rebounds | 2 | 39 |
| Led Tech in Rebounding | 0 | 0 |
| Had a Double-Double | 0 | 0 |
| Had Multiple Steals | 0 | 11 |
| Shot 5+ Free Throws | 2 | 12 |
| Shot over 50% from the field | 6 | 29 |
| Shot over 40% on 3FGs | 6 | 36 |



| SEASON | TEAM | GP-GS | MIN/AVG | Field Goals | | 3-Point | | F-Throws | | Rebounds | | | | Scoring | | | |
|--------------|------|-------|-----------|-------------|------|----------|------|----------|------|----------|-----|-----|-----|---------|----|-----|---------|
| | | | | FG-FGA | FG% | 3FG-3FGA | 3FG% | FT-FTA | FT% | OFF | DEF | TOT | AVG | PF-FO | A | TO | BLK STL |
| 2023-24 | ORU | 31-31 | 938/30.3 | 159-376 | .423 | 66-177 | .373 | 69-89 | .775 | 41 | 158 | 199 | 6.4 | 70-1 | 29 | 56 | 4 23 |
| 2024-25 | UNLV | 33-8 | 770/23.3 | 126-326 | .387 | 56-160 | .350 | 30-41 | .732 | 23 | 118 | 141 | 4.3 | 68-0 | 40 | 48 | 2 29 |
| 2025-26 | VT | 14-14 | 322/23.0 | 48-113 | .425 | 19-52 | .365 | 15-25 | .600 | 10 | 32 | 42 | 3.0 | 24-0 | 9 | 19 | 1 8 |
| TOTAL FOR VT | | 14-14 | 322/23.0 | 48-113 | .425 | 19-52 | .365 | 15-25 | .600 | 10 | 32 | 42 | 3.0 | 24-0 | 9 | 19 | 1 8 |
| TOTAL | | 78-53 | 2030/26.0 | 333-815 | .409 | 141-389 | .362 | 114-155 | .735 | 74 | 308 | 382 | 4.9 | 162-1 | 78 | 123 | 7 60 |

1 TOBI LAWAL

SENIOR Forward | 6-8 | 215 | Sociology major
London, England | VCU



SEASON/CAREER BESTS

POINTS

Season 20, vs. CSU (11/3/25)
Career 23 (2x), last vs. Virginia (2/15/25)

REBOUNDS

Season 15, vs. Charlotte (11/16/25)
Career same

ASSISTS

Season 1 (3x), last vs. Charlotte (11/16/25)
Career 5, vs. Miami (1/4/25)

BLOCKS

Season 3, vs. Charlotte (11/16/25)
Career 3 (6x), last vs. CLT (11/16/25)

STEALS

Season 1 (2x), last vs. Bryant (11/19/25)
Career 2 (13x), last vs. Louisville (2/25/25)

MINUTES

Season 38:12, vs. Providence (11/8/25)
Career same

FIELD GOALS MADE

Season 7, vs. Bryant (11/19/25)
Career 8 (2x), last vs. Miami (1/4/25)

FIELD GOALS ATTEMPTED

Season 12, vs. Charlotte (11/16/25)
Career 13, at Georgia Tech (1/22/25)

3-PT. FIELD GOALS MADE

Season 1 (2x), last vs. Charlotte (11/16/25)
Career 3 (3x), last at Ga. Tech (1/22/25)

3-PT. FIELD GOALS ATTEMPTED

Season 5, vs. Charlotte (11/16/25)
Career 7 at Georgia Tech (1/22/25)

FREE THROWS MADE

Season 10, vs. CSU (11/3/25)
Career 9 (4x), last vs. Cal (3/11/25)

FREE THROWS ATTEMPTED

Season 12, vs. CSU (11/3/25)
Career 14, vs. Cal (3/11/25)

- The most athletic player Mike Young has ever coached.
- Averaged 7.7 points and 6.0 rebounds per game as a sophomore in 2023-24 at VCU, while shooting 66.7% from the hardwood.
- Has worked extensively in the offseason on expanding his range.
- Exceptional athlete with superior leaping ability; recorded a 49.5-inch vertical leap in 2023 pre-season combine testing at VCU.
- Started playing basketball just before he turned 16; Played soccer and ran track as a youth until he transitioned to basketball.
- From London, but supports Manchester United on the pitch.
- His faith in Jesus Christ is extremely important to him.
- Had 23 rebounds in the first two games, his best two-game stretch in that category in a VT uniform.
- 15 rebounds vs. Charlotte are a career high.
- Has not played since Nov. 26 vs. Colorado State at the Battle 4 Atlantis (left foot).

Last name pronounced: luh-WOWL

2025-26 GAME-BY-GAME STATS



2025-26 Virginia Tech Men's Basketball
Individual Game-by-Game
All games

Page 2/11
as of Nov 30, 2025

#1 LAWAL, Tobii

| Opponent | Date | GS | MIN | Total | | 3-Pointers | | Free throws | | Rebounds | | PF | A | TO | BLK | STL | PTS | AVG | | | | |
|-----------------|------------|----|-------|--------|-------|------------|------|-------------|-------|----------|-----|-------|----|------|-----|------|-----|-----|---|----|------|------|
| | | | | FG | PCT | 3FG | PCT | FT | PCT | OFF | DEF | | | | | | | | | | | |
| Charleston So. | 11/03/2025 | * | 28:54 | 5 | 10 | .500 | 0 | 2 | .000 | 10 | 12 | .833 | 4 | 8 | 12 | 12.0 | 2 | 0 | 1 | 2 | 20 | 20.0 |
| vs Providence | 11/08/2025 | * | 38:12 | 2 | 5 | .400 | 0 | 2 | .000 | 3 | 4 | .750 | 2 | 11 | 13 | 12.5 | 4 | 1 | 0 | 2 | 7 | 13.5 |
| Saint Joseph's | 11/12/2025 | * | 26:58 | 5 | 9 | .556 | 1 | 3 | .333 | 0 | 0 | .000 | 2 | 5 | 7 | 10.7 | 1 | 1 | 1 | 2 | 11 | 12.7 |
| Charlotte | 11/16/2025 | * | 36:41 | 5 | 12 | .417 | 1 | 5 | .200 | 7 | 7 | 1.000 | 6 | 9 | 15 | 11.8 | 1 | 1 | 0 | 3 | 18 | 14.0 |
| Bryant | 11/19/2025 | * | 34:49 | 7 | 10 | .700 | 0 | 0 | .000 | 4 | 8 | .500 | 2 | 11 | 13 | 12.0 | 2 | 0 | 3 | 1 | 18 | 14.8 |
| vs Colorado St. | 11/26/2025 | * | 15:19 | 1 | 4 | .250 | 0 | 1 | .000 | 1 | 2 | .500 | 0 | 2 | 2 | 10.3 | 3 | 0 | 1 | 0 | 3 | 12.8 |
| Totals | | | 6 | 180:53 | 25-50 | .500 | 2-13 | .154 | 25-33 | .758 | 16 | 46 | 62 | 10.3 | 13 | 3 | 6 | 10 | 2 | 77 | 12.8 | |

Player Averages

| Games Played | Minutes/game | Points/game | FG Pct | 3FG Pct | FT Pct | Rebounds/game | Assists/game | Turnovers/game | Assist/Turnover ratio | Steals/game | Blocks/game |
|--------------|--------------|-------------|--------|---------|--------|---------------|--------------|----------------|-----------------------|-------------|-------------|
| 6 | 30.1 | 12.8 | 50.0 | 15.4 | 75.8 | 10.3 | 0.5 | 1.0 | 0.5 | 0.3 | 1.7 |

PRODUCTION TRACKER

| | This Season | Career |
|------------------------|-------------|--------|
| Scored 10+ Points | 4 | 39 |
| Scored 20+ Points | 2 | 6 |
| Led Tech in Scoring | 2 | 11 |
| Made multiple 3FGs | 0 | 6 |
| Led Tech in Rebounding | 4 | 21 |
| Had a Double-Double | 3 | 13 |
| Had Multiple Assists | 0 | 9 |
| Had Multiple Steals | 0 | 13 |



CAREER STATS

| | | | | Field Goals | | 3-Point | | F-Throws | | Rebounds | | | | | | | | | | Scoring | |
|--------------|------|-------|-----------|-------------|------|----------|------|----------|------|----------|-----|-----|------|-------|----|-----|-----|-----|-----|---------|--|
| SEASON | TEAM | GP-GS | MIN/AVG | FG-FGA | FG% | 3FG-3FGA | 3FG% | FT-FTA | FT% | OFF | DEF | TOT | AVG | PF-FO | A | TO | BLK | STL | PTS | AVG | |
| 2022-23 | VCU | 25-1 | 138/5.5 | 14-27 | .519 | 0-0 | .000 | 5-17 | .294 | 14 | 14 | 28 | 1.1 | 27-1 | 3 | 12 | 7 | 4 | 33 | 1.3 | |
| 2023-24 | VCU | 38-0 | 720/18.9 | 110-165 | .667 | 3-7 | .429 | 70-105 | .667 | 82 | 145 | 227 | 6.0 | 102-3 | 11 | 49 | 34 | 25 | 293 | 7.7 | |
| 2024-25 | VT | 30-30 | 792/26.4 | 128-229 | .559 | 23-62 | .371 | 93-145 | .641 | 69 | 141 | 210 | 7.0 | 71-0 | 27 | 66 | 20 | 18 | 372 | 12.4 | |
| 2025-26 | VT | 6-6 | 181/30.1 | 25-50 | .500 | 2-13 | .154 | 25-33 | .758 | 16 | 46 | 62 | 10.3 | 13-0 | 3 | 6 | 10 | 2 | 77 | 12.8 | |
| TOTAL FOR VT | | 36-36 | 973/27.0 | 153-279 | .548 | 25-75 | .333 | 118-178 | .663 | 85 | 187 | 272 | 7.6 | 84-0 | 30 | 72 | 30 | 20 | 449 | 12.5 | |
| TOTAL | | 99-37 | 1831/18.5 | 277-471 | .588 | 28-82 | .341 | 193-300 | .643 | 181 | 346 | 527 | 5.3 | 213-4 | 44 | 133 | 71 | 49 | 775 | 7.8 | |

2 JADEN SCHUTT

R-JUNIOR Guard | 6-5 | 205 | Communication major
Yorkville, Illinois | Duke



SEASON/CAREER BESTS

POINTS

Season 18, vs. George Mason (12/6/25)
Career 20, vs. Syracuse (3/1/25)

REBOUNDS

Season 5, vs. St. Joe's (11/12/25)
Career 5 (5x), last at Clemson (3/8/25)

ASSISTS

Season 3, vs. Elon (12/20/25)
Career 4 (2x), last vs. Miami (1/4/25)

BLOCKS

Season ---
Career 1 (4x), last vs. SMU (2/5/25)

STEALS

Season 2 (3x), last vs. Virginia (12/31/25)
Career 2 (8x), last vs. Virginia (12/31/25)

MINUTES

Season 36:22, vs. Virginia (12/31/25)
Career same

FIELD GOALS MADE

Season 5 (2x), last vs. VCU (11/28/25)
Career 6 (4x), last vs. Syracuse (3/1/25)

FIELD GOALS ATTEMPTED

Season 10, vs. Saint Mary's (11/27/25)
Career 13, vs. SMU (2/5/25)

3-PT. FIELD GOALS MADE

Season 6, vs. George Mason (12/6/25)
Career same

3-PT. FIELD GOALS ATTEMPTED

Season 12, vs. George Mason (12/6/25)
Career same

FREE THROWS MADE

Season 3, vs. Saint Mary's (11/27/25)
Career 7, at Florida State (1/29/25)

FREE THROWS ATTEMPTED

Season 3 (4x), last at S. Carolina (12/2/25)
Career 8, at Florida State (1/29/25)

CAREER STATS

- A wing that will be looked upon to stretch defenses beyond the arc. *Last name pronounced: SHOOT*
- Has exceptional passing skills; will be a terrific connecting piece in Tech's offense.
- Rated as the No. 50 overall player in ESPN 100's rankings for the class of 2022.
- Ranked as the No. 9 player at his position (shooting guard) by ESPN.
- Named the 2022 Gatorade Player of the Year in Illinois.
- Picked Tech over DePaul, Dayton and Butler when transferring from Duke after his freshman year.
- Recorded his first 10-point game of the season against Providence (10 points, 2-2 3FG).
- Came off the bench to score 12 on 4-7 3FG shooting vs. St. Joe's.
- "He's a good basketball player man, I love coaching him" - Mike Young on Schutt
- Ranks seventh in the ACC in 3FG/game (2.6) and third in 3FG% (.424).
- Has made at least one 3FG in every game this season.

2025-26 GAME-BY-GAME STATS



2025-26 Virginia Tech Men's Basketball
Individual Game-by-Game
All games

Page 3/11
as of Jan 03, 2026

#2 SCHUTT, Jaden

| Opponent | Date | GS | MIN | Total | | 3-Pointers | | Free throws | | Rebounds | | PF | A | TO | BLK | STL | PTS | AVG | | |
|----------------------|------------|----|----------|--------|------|------------|-------|-------------|-------|----------|-----|----|-----|----|-----|-----|-----|-----|------|------|
| | | | | FG-FGA | PCT | 3FG-3FGA | PCT | FT-FTA | PCT | OFF | DEF | | | | | | | | TOT | |
| Charleston So. | 11/03/2025 | | 24:40 | 2-7 | .286 | 2-5 | .400 | 0-0 | .000 | 0 | 3 | 3 | 3.0 | 3 | 1 | 0 | 1 | 6 | 6.0 | |
| vs Providence | 11/08/2025 | | 14:53 | 4-6 | .667 | 2-2 | 1.000 | 0-0 | .000 | 0 | 0 | 0 | 1.5 | 3 | 0 | 1 | 0 | 10 | 8.0 | |
| Saint Joseph's | 11/12/2025 | | 25:17 | 4-7 | .571 | 4-7 | .571 | 0-0 | .000 | 0 | 5 | 5 | 2.7 | 0 | 1 | 0 | 0 | 12 | 9.3 | |
| Charlotte | 11/16/2025 | | 22:11 | 4-9 | .444 | 4-8 | .500 | 0-0 | .000 | 0 | 3 | 3 | 2.8 | 4 | 1 | 0 | 0 | 12 | 10.0 | |
| Bryant | 11/19/2025 | | 22:47 | 2-5 | .400 | 1-4 | .250 | 0-0 | .000 | 0 | 0 | 0 | 2.2 | 3 | 0 | 1 | 0 | 2 | 5 | 9.0 |
| vs Colorado St. | 11/26/2025 | | 22:58 | 1-7 | .143 | 1-7 | .143 | 2-3 | .667 | 0 | 0 | 0 | 1.8 | 1 | 0 | 1 | 0 | 5 | 8.3 | |
| vs Saint Mary's (CA) | 11/27/2025 | | 24:12 | 5-10 | .500 | 4-8 | .500 | 3-3 | 1.000 | 0 | 0 | 0 | 1.6 | 3 | 1 | 0 | 0 | 2 | 17 | 9.6 |
| vs VCU | 11/28/2025 | | 22:35 | 5-9 | .556 | 3-7 | .429 | 2-3 | .667 | 0 | 1 | 1 | 1.5 | 4 | 0 | 1 | 0 | 0 | 15 | 10.3 |
| at South Carolina | 12/02/2025 | | 30:45 | 4-8 | .500 | 2-5 | .400 | 2-3 | .667 | 0 | 1 | 1 | 1.4 | 0 | 0 | 0 | 0 | 0 | 12 | 10.4 |
| George Mason | 12/06/2025 | | 25:20 | 6-13 | .462 | 6-12 | .500 | 0-0 | .000 | 1 | 0 | 1 | 1.4 | 0 | 1 | 0 | 0 | 1 | 18 | 11.2 |
| Western Caro. | 12/11/2025 | | 23:34 | 4-8 | .500 | 2-5 | .400 | 0-0 | .000 | 0 | 1 | 1 | 1.4 | 0 | 2 | 0 | 0 | 0 | 10 | 11.1 |
| UMES | 12/14/2025 | * | 26:30 | 2-7 | .286 | 2-3 | .667 | 0-0 | .000 | 0 | 1 | 1 | 1.3 | 2 | 2 | 2 | 0 | 0 | 6 | 10.7 |
| Elon | 12/20/2025 | | 35:52 | 3-8 | .375 | 2-5 | .400 | 2-2 | 1.000 | 1 | 2 | 3 | 1.5 | 1 | 3 | 1 | 0 | 0 | 10 | 10.6 |
| Virginia | 12/31/2025 | * | 36:22 | 3-11 | .273 | 3-8 | .375 | 0-0 | .000 | 0 | 4 | 4 | 1.6 | 4 | 0 | 1 | 0 | 2 | 9 | 10.5 |
| at Wake Forest | 01/03/2026 | * | 27:46 | 1-6 | .167 | 1-6 | .167 | 0-0 | .000 | 0 | 2 | 2 | 1.7 | 3 | 1 | 1 | 0 | 0 | 3 | 10.0 |
| Totals | | | 3 385:41 | 50-121 | .413 | 39-92 | .424 | 11-14 | .786 | 2 | 23 | 25 | 1.7 | 31 | 13 | 9 | 0 | 10 | 150 | 10.0 |

Player Averages

| Games Played | Minutes/ game | Points/ game | FG Pct | 3FG Pct | FT Pct | Rebounds/ game | Assists/ game | Turnovers/ game | Assist/Turnover ratio | Steals/ game | Blocks/ game |
|--------------|---------------|--------------|--------|---------|--------|----------------|---------------|-----------------|-----------------------|--------------|--------------|
| 15 | 25.7 | 10.0 | 41.3 | 42.4 | 78.6 | 1.7 | 0.9 | 0.6 | 1.4 | 0.7 | 0.0 |

PRODUCTION TRACKER

| | This Season | Career |
|----------------------|-------------|--------|
| Scored 10+ Points | 9 | 21 |
| Scored 20+ Points | 0 | 1 |
| Led Tech in Scoring | 1 | 6 |
| Made 3+ 3FGs | 6 | 18 |
| Led Tech in 3FGM | 9 | 22 |
| Shot over 40% from 3 | 10 | 24 |
| Had Multiple Assists | 2 | 20 |
| Led Tech in Assists | 1 | 6 |
| Had Multiple Steals | 3 | 8 |



| | | | | Field Goals | | 3-Point | | F-Throws | | Rebounds | | | | | | | | | | Scoring | |
|--------------|------|-------|-----------|-------------|------|----------|------|----------|------|----------|-----|-----|-----|-------|----|----|-----|-----|-----|---------|--|
| SEASON | TEAM | GP-GS | MIN/AVG | FG-FGA | FG% | 3FG-3FGA | 3FG% | FT-FTA | FT% | OFF | DEF | TOT | AVG | PF-FO | A | TO | BLK | STL | PTS | AVG | |
| 2022-23 | DU | 14-0 | 96/6.8 | 10-28 | .357 | 7-20 | .350 | 2-4 | .500 | 3 | 12 | 15 | 1.1 | 4-0 | 6 | 0 | 2 | 1 | 29 | 2.1 | |
| 2024-25 | VT | 32-26 | 839/26.2 | 79-215 | .367 | 57-160 | .356 | 32-38 | .842 | 6 | 82 | 88 | 2.8 | 66-1 | 47 | 35 | 2 | 20 | 247 | 7.7 | |
| 2025-26 | VT | 15-3 | 386/25.7 | 50-121 | .413 | 39-92 | .424 | 11-14 | .786 | 2 | 23 | 25 | 1.7 | 31-0 | 13 | 9 | 0 | 10 | 150 | 10.0 | |
| TOTAL FOR VT | | 47-29 | 1225/26.1 | 129-336 | .384 | 96-252 | .381 | 43-52 | .827 | 8 | 105 | 113 | 2.4 | 97-1 | 60 | 44 | 2 | 30 | 397 | 8.4 | |
| TOTAL | | 61-29 | 1320/21.6 | 139-364 | .382 | 103-272 | .379 | 45-56 | .804 | 11 | 117 | 128 | 2.1 | 101-1 | 66 | 44 | 4 | 31 | 426 | 7.0 | |

3 BEN HAMMOND

SOPHOMORE Guard | 5-11 | 170 | Sports Media and Analytics major
Fairfax, Virginia | Paul VI



SEASON/CAREER BESTS

POINTS

Season 30, vs. Virginia (12/31/25)
Career same

REBOUNDS

Season 5, vs. WCU (12/11/25)
Career 7, vs. Syracuse (3/1/25)

ASSISTS

Season 6 (3x), last vs. Saint Mary's (11/27/25)
Career 8, vs. Miami (1/4/25)

BLOCKS

Season 1 (2x), last vs. Virginia (12/31/25)
Career same

STEALS

Season 3 (4x), last vs. VCU (11/28/25)
Career 5, vs. N.C. A&T (12/12/24)

MINUTES

Season 43:38, vs. Elon (12/20/25)
Career same

FIELD GOALS MADE

Season 7, vs. Virginia (12/31/25)
Career same

FIELD GOALS ATTEMPTED

Season 16, vs. Virginia (12/31/25)
Career same

3-PT. FIELD GOALS MADE

Season 2 (3x), last vs. UMES (12/14/25)
Career 3, vs. N.C. A&T (12/12/24)

3-PT. FIELD GOALS ATTEMPTED

Season 5, vs. UMES (12/14/25)
Career same

FREE THROWS MADE

Season 16, vs. Virginia (12/31/25)
Career same

FREE THROWS ATTEMPTED

Season 18, vs. Virginia (12/31/25)
Career same

CAREER STATS

- Previously signed with Rhode Island in fall 2023; reopened his recruitment on April 16, 2024 and chose the Hokies less than two weeks later.
- Point guard for Paul VI, which finished the 2023-24 season 35-3 and ranked No. 2 in the country by ESPN.
- Played for Team Takeover on the Nike EYBL circuit; joins former Tech star Erick Green, who led the nation in scoring in 2013, with ties to Paul VI and Team Takeover.
- Consensus three-star prospect and a top-10 player in Virginia.
- Chose the Hokies over Tennessee.
- David Jackson, the Hokies' strength and conditioning coach, calls him Mighty Mouse because despite his small stature, he is jacked and lightning quick.
- Father served in the army for 23 years and retired as a Lt. Colonel.
- Has scored 10+ in seven consecutive games. In that stretch he is averaging 15.4 ppg.**
- Sixth in the ACC at 1.8 steals per game.**
- Ranks eighth in the ACC in assist to turnover ratio (2.60).**

2025-26 GAME-BY-GAME STATS



2025-26 Virginia Tech Men's Basketball
Individual Game-by-Game
All games

Page 4/11
as of Jan 03, 2026

#3 HAMMOND, Ben

| Opponent | Date | GS | MIN | Total | | 3-Pointers | | Free throws | | Rebounds | | | PF | A | TO | BLK | STL | PTS | AVG | |
|----------------------|------------|----|--------|--------|------|------------|------|-------------|-------|----------|-----|-----|-----|----|----|-----|-----|-----|-----|------|
| | | | | FG-FGA | PCT | 3FG-3FGA | PCT | FT-FTA | PCT | OFF | DEF | TOT | | | | | | | | |
| Charleston So. | 11/03/2025 | | 23:35 | 3-8 | .375 | 1-3 | .333 | 2-4 | .500 | 0 | 1 | 1 | 1.0 | 0 | 3 | 0 | 0 | 1 | 9 | 9.0 |
| vs Providence | 11/08/2025 | | 20:21 | 3-10 | .300 | 0-3 | .000 | 2-2 | 1.000 | 0 | 2 | 2 | 1.5 | 4 | 2 | 1 | 0 | 2 | 8 | 8.5 |
| Saint Joseph's | 11/12/2025 | | 22:21 | 4-8 | .500 | 0-1 | .000 | 3-3 | 1.000 | 0 | 1 | 1 | 1.3 | 0 | 6 | 0 | 0 | 3 | 11 | 9.3 |
| Charlotte | 11/16/2025 | | 16:01 | 0-3 | .000 | 0-0 | .000 | 3-4 | .750 | 0 | 0 | 0 | 1.0 | 0 | 3 | 1 | 0 | 1 | 3 | 7.8 |
| Bryant | 11/19/2025 | | 20:12 | 3-7 | .429 | 0-1 | .000 | 5-6 | .833 | 0 | 1 | 1 | 1.0 | 1 | 6 | 1 | 0 | 3 | 11 | 8.4 |
| vs Colorado St. | 11/26/2025 | | 27:22 | 4-7 | .571 | 1-2 | .500 | 0-0 | .000 | 0 | 1 | 1 | 1.0 | 3 | 3 | 0 | 0 | 1 | 9 | 8.5 |
| vs Saint Mary's (CA) | 11/27/2025 | * | 36:26 | 4-11 | .364 | 1-3 | .333 | 0-0 | .000 | 0 | 2 | 2 | 1.1 | 2 | 6 | 0 | 0 | 3 | 9 | 8.6 |
| vs VCU | 11/28/2025 | * | 36:25 | 2-10 | .200 | 0-0 | .000 | 3-4 | .750 | 0 | 0 | 0 | 1.0 | 1 | 5 | 4 | 0 | 3 | 7 | 8.4 |
| at South Carolina | 12/02/2025 | | 31:14 | 5-9 | .556 | 2-4 | .500 | 4-4 | 1.000 | 1 | 2 | 3 | 1.2 | 2 | 4 | 0 | 0 | 2 | 16 | 9.2 |
| George Mason | 12/06/2025 | | 22:57 | 3-6 | .500 | 0-1 | .000 | 4-4 | 1.000 | 0 | 4 | 4 | 1.5 | 2 | 1 | 3 | 0 | 2 | 10 | 9.3 |
| Western Caro. | 12/11/2025 | | 24:56 | 4-11 | .364 | 2-5 | .400 | 3-4 | .750 | 0 | 5 | 5 | 1.8 | 3 | 1 | 3 | 1 | 0 | 13 | 9.6 |
| UMES | 12/14/2025 | | 23:30 | 4-9 | .444 | 2-5 | .400 | 0-0 | .000 | 0 | 1 | 1 | 1.8 | 2 | 4 | 1 | 0 | 0 | 10 | 9.7 |
| Elon | 12/20/2025 | * | 43:38 | 5-12 | .417 | 1-4 | .250 | 4-5 | .800 | 0 | 2 | 2 | 1.8 | 2 | 3 | 1 | 0 | 2 | 15 | 10.1 |
| Virginia | 12/31/2025 | | 42:24 | 7-16 | .438 | 0-0 | .000 | 16-18 | .889 | 2 | 3 | 5 | 2.0 | 4 | 5 | 0 | 1 | 2 | 30 | 11.5 |
| at Wake Forest | 01/03/2026 | | 26:50 | 4-7 | .571 | 1-2 | .500 | 5-6 | .833 | 0 | 1 | 1 | 1.9 | 3 | 2 | 1 | 0 | 2 | 14 | 11.7 |
| Totals | | 3 | 418:12 | 55-134 | .410 | 11-34 | .324 | 54-64 | .844 | 3 | 26 | 29 | 1.9 | 29 | 52 | 20 | 2 | 27 | 175 | 11.7 |

Player Averages

| Games Played | Minutes/ game | Points/ game | FG Pct | 3FG Pct | FT Pct | Rebounds/ game | Assists/ game | Turnovers/ game | Assist/Turnover ratio | Steals/ game | Blocks/ game |
|--------------|---------------|--------------|--------|---------|--------|----------------|---------------|-----------------|-----------------------|--------------|--------------|
| 15 | 27.9 | 11.7 | 41.0 | 32.4 | 84.4 | 1.9 | 3.5 | 1.3 | 2.6 | 1.8 | 0.1 |

PRODUCTION TRACKER

| | This Season | Career |
|------------------------------|-------------|--------|
| Scored 10+ Points | 9 | 14 |
| Scored 20+ Points | 1 | 2 |
| Led Tech in Scoring | 1 | 3 |
| Made Multiple 3FGs | 3 | 6 |
| Had 5+ Assists | 5 | 7 |
| Led Tech in Assists | 7 | 15 |
| Shot over 50% from the field | 6 | 20 |
| Had Multiple Steals | 9 | 18 |
| Led Tech in Steals | 8 | 19 |



| | | | | Field Goals | | 3-Point | | F-Throws | | Rebounds | | | | Scoring | | | | | | |
|---------|------|-------|----------|-------------|------|----------|------|----------|------|----------|-----|-----|-----|---------|-----|----|-----|-----|-----|------|
| SEASON | TEAM | GP-GS | MIN/AVG | FG-FGA | FG% | 3FG-3FGA | 3FG% | FT-FTA | FT% | OFF | DEF | TOT | AVG | PF-FO | A | TO | BLK | STL | PTS | AVG |
| 2024-25 | VT | 29-17 | 565/19.5 | 54-129 | .419 | 18-36 | .500 | 35-47 | .745 | 5 | 44 | 49 | 1.7 | 50-0 | 62 | 50 | 0 | 35 | 161 | 5.6 |
| 2025-26 | VT | 15-3 | 418/27.9 | 55-134 | .410 | 11-34 | .324 | 54-64 | .844 | 3 | 26 | 29 | 1.9 | 29-0 | 52 | 20 | 2 | 27 | 175 | 11.7 |
| TOTAL | | 44-20 | 984/22.4 | 109-263 | .414 | 29-70 | .414 | 89-111 | .802 | 8 | 70 | 78 | 1.8 | 79-0 | 114 | 70 | 2 | 62 | 336 | 7.6 |

4 IZAIAH PASHA

SOPHOMORE Guard | 6-5 | 205 | Communication major
Harrisburg, Pa. | Delaware



SEASON/CAREER BESTS

POINTS

Season 11, vs. Elon (12/20/25)
Career 22, vs. NC A&T (1/9/25)

REBOUNDS

Season 2 (3x), last vs. Elon (12/20/25)
Career 10, vs. Campbell (3/8/25)

ASSISTS

Season 6, vs. UMES (12/14/25)
Career 9 (3x), last vs. Campbell (3/8/25)

BLOCKS

Season 2, vs. Elon (12/20/25)
Career 3, vs. Campbell (3/8/25)

STEALS

Season 2 (2x), last vs. Elon (12/20/25)
Career 4, vs. Campbell (2/15/25)

MINUTES

Season 28:08, vs. Elon (12/20/25)
Career 39, vs. UNCW (3/11/25)

FIELD GOALS MADE

Season 3 (3x), last vs. Elon (12/20/25)
Career 8 (3x), last vs. UNCW (3/11/25)

FIELD GOALS ATTEMPTED

Season 9, vs. Elon (12/20/25)
Career 15, vs. UNCW (3/11/25)

3-PT. FIELD GOALS MADE

Season 1, vs. UMES (12/14/25)
Career 2 (3x), last at Towson (2/13/25)

3-PT. FIELD GOALS ATTEMPTED

Season 3, vs. UMES (12/14/25)
Career 5, at Towson (2/13/25)

FREE THROWS MADE

Season 5, vs. Elon (12/20/25)
Career 8, at NC State (1/9/25)

FREE THROWS ATTEMPTED

Season 8, vs. Elon (12/20/25)
Career 9, at NC State (1/9/25)

CAREER STATS

- One of three point guards Mike Young is blessed to have at his *Last name pronounced: pah-shah* **diosposal this season. Will play point guard for the Hokies in addition to being off the ball.**
- The 2025 CAA Rookie of the Year at Delaware after averaging 11.9 points, 4.2 rebounds and 3.9 assists. Shot 51.7% from the field.
- Started in 33 of Delaware's 34 games ... Shot 51.7% (152-294) from the field, 33.3% (19-57) from 3-point range and 76.9% (80-104) from the free-throw line ... Posted a team-best 132 assists for the season ... Scored in double figures 23 times and recorded 12 games with five-or-more assists.
- Guided the Blue Hens, the No. 12 seed, to the CAA title game, winning four straight before falling 76-72 to UNCW in the final
- Six-time CAA Rookie of the Week that led conference freshmen in points and assists
- Named to the CAA all-tournament team; in Delaware's five games, he accounted for 67 points on 24 of 52 (46%) shooting to go with 32 rebounds, 29 assists, just eight turnovers, five blocks and five steals — averages of 13.4 points, 6.4 rebounds and 5.8 assists per game
- Had a breakout game against UMES where he logged season highs in minutes (27), points (7), assists (6).

2025-26 GAME-BY-GAME STATS



2025-26 Virginia Tech Men's Basketball
Individual Game-by-Game
All games

Page 5/11
as of Jan 03, 2026

#4 PASHA, Izaiah

| Opponent | Date | GS | MIN | Total | | 3-Pointers | | Free throws | | Rebounds | | PF | A | TO | BLK | STL | PTS | AVG | | |
|----------------------|------------|----|----------|--------|------|------------|------|-------------|------|----------|-----|----|-----|----|-----|-----|-----|-----|-----|-----|
| | | | | FG-FGA | PCT | 3FG-3FGA | PCT | FT-FTA | PCT | OFF | DEF | | | | | | | | TOT | AVG |
| Charleston So. | 11/03/2025 | | 12:24 | 3-4 | .750 | 0-0 | .000 | 0-2 | .000 | 0 | 0 | 0 | 0.0 | 0 | 0 | 2 | 0 | 6 | 6.0 | |
| vs Providence | 11/08/2025 | | 02:51 | 0-1 | .000 | 0-0 | .000 | 0-0 | .000 | 0 | 0 | 0 | 0.0 | 0 | 0 | 0 | 0 | 0 | 3.0 | |
| Saint Joseph's | 11/12/2025 | | 09:52 | 1-4 | .250 | 0-1 | .000 | 0-0 | .000 | 0 | 1 | 1 | 0.3 | 1 | 0 | 1 | 0 | 2 | 2.7 | |
| Bryant | 11/19/2025 | | 02:17 | 0-0 | .000 | 0-0 | .000 | 0-0 | .000 | 0 | 0 | 0 | 0.3 | 0 | 0 | 0 | 0 | 0 | 2.0 | |
| vs Saint Mary's (CA) | 11/27/2025 | | 01:46 | 0-1 | .000 | 0-0 | .000 | 0-0 | .000 | 0 | 0 | 0 | 0.2 | 0 | 0 | 0 | 0 | 0 | 1.6 | |
| vs VCU | 11/28/2025 | | 12:49 | 2-5 | .400 | 0-0 | .000 | 0-0 | .000 | 0 | 2 | 2 | 0.5 | 0 | 0 | 1 | 0 | 4 | 2.0 | |
| at South Carolina | 12/02/2025 | | 02:22 | 0-1 | .000 | 0-0 | .000 | 0-0 | .000 | 0 | 0 | 0 | 0.4 | 1 | 0 | 0 | 0 | 0 | 1.7 | |
| Western Caro. | 12/11/2025 | | 00:51 | 0-0 | .000 | 0-0 | .000 | 0-0 | .000 | 0 | 0 | 0 | 0.4 | 0 | 0 | 0 | 0 | 0 | 1.5 | |
| UMES | 12/14/2025 | | 27:05 | 3-6 | .500 | 1-3 | .333 | 0-0 | .000 | 0 | 2 | 2 | 0.6 | 1 | 6 | 0 | 2 | 7 | 2.1 | |
| Elon | 12/20/2025 | | 28:08 | 3-9 | .333 | 0-1 | .000 | 5-8 | .625 | 1 | 1 | 2 | 0.7 | 3 | 3 | 1 | 2 | 1 | 3.0 | |
| Virginia | 12/31/2025 | | 09:06 | 0-0 | .000 | 0-0 | .000 | 0-0 | .000 | 0 | 0 | 0 | 0.6 | 0 | 0 | 0 | 1 | 0 | 2.7 | |
| at Wake Forest | 01/03/2026 | | 04:37 | 0-0 | .000 | 0-0 | .000 | 0-0 | .000 | 0 | 1 | 1 | 0.7 | 1 | 0 | 1 | 1 | 0 | 2.5 | |
| Totals | | | 0 114:09 | 12-31 | .387 | 1-5 | .200 | 5-10 | .500 | 1 | 7 | 8 | 0.7 | 7 | 9 | 6 | 4 | 6 | 30 | 2.5 |

Player Averages

| Games Played | Minutes/ game | Points/ game | FG Pct | 3FG Pct | FT Pct | Rebounds/ game | Assists/ game | Turnovers/ game | Assist/Turnover ratio | Steals/ game | Blocks/ game |
|--------------|---------------|--------------|--------|---------|--------|----------------|---------------|-----------------|-----------------------|--------------|--------------|
| 12 | 9.5 | 2.5 | 38.7 | 20.0 | 50.0 | 0.7 | 0.8 | 0.5 | 1.5 | 0.5 | 0.3 |

PRODUCTION TRACKER

| | This Season | Career |
|-------------------------|-------------|--------|
| Scored 10+ Points | 1 | 24 |
| Scored 20+ Points | 0 | 3 |
| Led Tech in Scoring | 0 | 0 |
| Had 5+ Rebounds | 0 | 12 |
| Led Tech in Rebounding | 0 | 0 |
| Had a Double-Double | 0 | 0 |
| Had 3+ Steals | 0 | 3 |
| Had Multiple Blocks | 1 | 6 |
| Shot 50% from the field | 2 | 26 |
| Shot 40% from 3FG | 0 | 13 |



| | | | | Field Goals | | 3-Point | | F-Throws | | Rebounds | | | | | | | | | | Scoring | |
|--------------|------|-------|-----------|-------------|------|----------|------|----------|------|----------|-----|-----|-----|-------|-----|----|-----|-----|-----|---------|--|
| SEASON | TEAM | GP-GS | MIN/AVG | FG-FGA | FG% | 3FG-3FGA | 3FG% | FT-FTA | FT% | OFF | DEF | TOT | AVG | PF-FO | A | TO | BLK | STL | PTS | AVG | |
| 2024-25 | UD | 34-33 | 1012/29.8 | 152-294 | .517 | 19-57 | .333 | 80-104 | .769 | 27 | 115 | 142 | 4.2 | 75-1 | 132 | 90 | 20 | 28 | 403 | 11.9 | |
| 2025-26 | VT | 12-0 | 114/9.5 | 12-31 | .387 | 1-5 | .200 | 5-10 | .500 | 1 | 7 | 8 | 0.7 | 7-0 | 9 | 6 | 4 | 6 | 30 | 2.5 | |
| TOTAL FOR VT | | 12-0 | 114/9.5 | 12-31 | .387 | 1-5 | .200 | 5-10 | .500 | 1 | 7 | 8 | 0.7 | 7-0 | 9 | 6 | 4 | 6 | 30 | 2.5 | |
| TOTAL | | 46-33 | 1126/24.5 | 164-325 | .505 | 20-62 | .323 | 85-114 | .746 | 28 | 122 | 150 | 3.3 | 82-1 | 141 | 96 | 24 | 34 | 433 | 9.4 | |

5 SIN'CERE JONES

FRESHMAN Forward | 6-7 | 230 | Has not declared a major of study
Portsmouth, Va. | Churchland



SEASON/CAREER BESTS

POINTS

Season 4, vs. UMES (12/14/25)
Career same

REBOUNDS

Season 4 (2x), last at Wake (1/3/26)
Career same

ASSISTS

Season ---
Career same

BLOCKS

Season 1 (2x), last at Wake (1/3/26)
Career same

STEALS

Season ---
Career same

MINUTES

Season 16:47, at Wake Forest (1/3/26)
Career same

FIELD GOALS MADE

Season 2, vs. UMES (12/14/25)
Career same

FIELD GOALS ATTEMPTED

Season 5, at Wake Forest (1/3/26)
Career same

3-PT. FIELD GOALS MADE

Season ---
Career same

3-PT. FIELD GOALS ATTEMPTED

Season 4, at Wake Forest (1/3/26)
Career same

FREE THROWS MADE

Season 1, at Wake Forest (1/3/26)
Career same

FREE THROWS ATTEMPTED

Season 2, at Wake Forest (1/3/26)
Career same

- Four-year letterwinner at Churchland High School where he was coached by Mike Holland
- First-team all-state selection as a junior and senior after guiding Churchland to the Class 4A state quarterfinals in back-to-back seasons
- Averaged 20 points, 11 rebounds and four blocks per game as a junior
- Consensus three-star recruit
- Rated the 145th-best prospect in the 2025 class on 247Sports
- Recognized as the eighth-best player in the Commonwealth of Virginia and the 28th-best at his position nationally, according to 247Sports
- Chose Tech over VCU, Old Dominion, Mississippi State and Wake Forest.
- **Made his debut on opening night, grabbing one rebound vs. Charleston Southern**
- **Scored his first career points vs. UMES (Dec. 14)**
- **Saw a career-high 17 minutes of action at Wake Forest (Jan. 3)**

First name pronounced: sincere

2025-26 GAME-BY-GAME STATS



2025-26 Virginia Tech Men's Basketball
Individual Game-by-Game
All games

Page 6/11
as of Jan 03, 2026

#5 JONES, Sin'Cere

| Opponent | Date | GS | MIN | Total | | 3-Pointers | | Free throws | | Rebounds | | | | PF | A | TO | BLK | STL | PTS | AVG |
|-------------------|------------|----|-------|--------|-------|------------|------|-------------|------|----------|-----|-----|-----|-----|----|----|-----|-----|-----|-------|
| | | | | FG-FGA | PCT | 3FG-3FGA | PCT | FT-FTA | PCT | OFF | DEF | TOT | AVG | | | | | | | |
| Charleston So. | 11/03/2025 | | 02:47 | 0-0 | .000 | 0-0 | .000 | 0-0 | .000 | 0 | 1 | 1 | 1.0 | 0 | 0 | 0 | 0 | 0 | 0 | 0.0 |
| Saint Joseph's | 11/12/2025 | | 08:22 | 0-3 | .000 | 0-2 | .000 | 0-0 | .000 | 2 | 2 | 4 | 2.5 | 3 | 0 | 1 | 0 | 0 | 0 | 0.0 |
| vs VCU | 11/28/2025 | | 01:42 | 0-0 | .000 | 0-0 | .000 | 0-0 | .000 | 0 | 0 | 0 | 1.7 | 2 | 0 | 0 | 0 | 0 | 0 | 0.0 |
| at South Carolina | 12/02/2025 | | 06:09 | 0-0 | .000 | 0-0 | .000 | 0-0 | .000 | 1 | 0 | 1 | 1.5 | 0 | 0 | 0 | 0 | 0 | 0 | 0.0 |
| George Mason | 12/06/2025 | | 04:45 | 0-1 | .000 | 0-1 | .000 | 0-0 | .000 | 0 | 0 | 0 | 1.2 | 1 | 0 | 0 | 0 | 0 | 0 | 0.0 |
| Western Caro. | 12/11/2025 | | 02:07 | 0-0 | .000 | 0-0 | .000 | 0-0 | .000 | 0 | 0 | 0 | 1.0 | 0 | 0 | 0 | 0 | 0 | 0 | 0.0 |
| UMES | 12/14/2025 | | 08:56 | 2-2 | 1.000 | 0-0 | .000 | 0-1 | .000 | 0 | 3 | 3 | 1.3 | 2 | 0 | 0 | 0 | 0 | 4 | 0.6 |
| Elon | 12/20/2025 | | 06:46 | 0-1 | .000 | 0-0 | .000 | 0-0 | .000 | 1 | 1 | 2 | 1.4 | 0 | 0 | 0 | 1 | 0 | 0 | 0.5 |
| Virginia | 12/31/2025 | | 13:11 | 0-0 | .000 | 0-0 | .000 | 0-0 | .000 | 0 | 0 | 0 | 1.2 | 2 | 0 | 0 | 0 | 1 | 0 | 0.4 |
| at Wake Forest | 01/03/2026 | | 16:47 | 1-5 | .200 | 0-4 | .000 | 1-2 | .500 | 1 | 3 | 4 | 1.5 | 2 | 0 | 0 | 1 | 0 | 3 | 0.7 |
| Totals | | | 0 | 71:31 | 3-12 | .250 | 0-7 | .000 | 1-3 | .333 | 5 | 10 | 15 | 1.5 | 12 | 0 | 1 | 2 | 1 | 7 0.7 |

Player Averages

| Games Played | Minutes/ game | Points/ game | FG Pct | 3FG Pct | FT Pct | Rebounds/ game | Assists/ game | Turnovers/ game | Assist/Turnover ratio | Steals/ game | Blocks/ game |
|--------------|---------------|--------------|--------|---------|--------|----------------|---------------|-----------------|-----------------------|--------------|--------------|
| 10 | 7.2 | 0.7 | 25.0 | 0.0 | 33.3 | 1.5 | 0.0 | 0.1 | 0.0 | 0.1 | 0.2 |

PRODUCTION TRACKER

| | This Season | Career |
|------------------------|-------------|--------|
| Scored 10+ Points | 0 | 0 |
| Scored 20+ Points | 0 | 0 |
| Led Tech in Scoring | 0 | 0 |
| Made multiple 3FGs | 0 | 0 |
| Led Tech in Rebounding | 0 | 0 |
| Had a Double-Double | 0 | 0 |
| Had Multiple Assists | 0 | 0 |
| Had Multiple Steals | 0 | 0 |
| Had Multiple Dunks | 0 | 0 |



CAREER STATS

| | | | | Field Goals | | 3-Point | | F-Throws | | Rebounds | | | | Scoring | | | | | | |
|---------|------|-------|---------|-------------|------|----------|------|----------|------|----------|-----|-----|-----|---------|---|----|-----|-----|-----|-----|
| SEASON | TEAM | GP-GS | MIN/AVG | FG-FGA | FG% | 3FG-3FGA | 3FG% | FT-FTA | FT% | OFF | DEF | TOT | AVG | PF-FO | A | TO | BLK | STL | PTS | AVG |
| 2025-26 | VT | 10-0 | 72/7.2 | 3-12 | .250 | 0-7 | .000 | 1-3 | .333 | 5 | 10 | 15 | 1.5 | 12-0 | 0 | 1 | 2 | 1 | 7 | 0.7 |
| TOTAL | | 10-0 | 72/7.2 | 3-12 | .250 | 0-7 | .000 | 1-3 | .333 | 5 | 10 | 15 | 1.5 | 12-0 | 0 | 1 | 2 | 1 | 7 | 0.7 |

7 BRETT FREEMAN

FRESHMAN Guard | 6-5 | 180 | Has not declared a major of study
Bronx, N.Y. | Ardrey Kell



SEASON/CAREER BESTS

POINTS

Season ---
Career ---

REBOUNDS

Season ---
Career ---

ASSISTS

Season ---
Career ---

BLOCKS

Season ---
Career ---

STEALS

Season ---
Career ---

MINUTES

Season ---
Career ---

FIELD GOALS MADE

Season ---
Career ---

FIELD GOALS ATTEMPTED

Season ---
Career ---

3-PT. FIELD GOALS MADE

Season ---
Career ---

3-PT. FIELD GOALS ATTEMPTED

Season ---
Career ---

FREE THROWS MADE

Season ---
Career ---

FREE THROWS ATTEMPTED

Season ---
Career ---

CAREER STATS

- Had a standout senior season, earning conference player of the year and all-district honors, while setting his school's single-season scoring record with 604 points
- Averaged 24.2 points per game, including a remarkable 49-point outing in December against The Rock School – one of two 40-point performances on the year
- Consistently showcased elite scoring ability, tallying 20-or-more points in 18 of his team's first 26 games
- Named one of 10 finalists for the North Carolina Mr. Basketball award

2025-26 GAME-BY-GAME STATS

PRODUCTION TRACKER

| | This Season | Career |
|------------------------|-------------|--------|
| Scored 10+ Points | 0 | 0 |
| Scored 20+ Points | 0 | 0 |
| Led Tech in Scoring | 0 | 0 |
| Made multiple 3FGs | 0 | 0 |
| Led Tech in Rebounding | 0 | 0 |
| Had a Double-Double | 0 | 0 |
| Had Multiple Assists | 0 | 0 |
| Had Multiple Steals | 0 | 0 |
| Had Multiple Dunks | 0 | 0 |



10 TYLER JOHNSON

SOPHOMORE Guard | 6-5 | 215 | Sports Media and Analytics major
Orlando, Florida | Oak Ridge



SEASON/CAREER BESTS

POINTS

Season 16, vs. VCU (11/28/25)
Career 16 (2x), last vs. VCU (11/28/25)

REBOUNDS

Season 12, vs. Colorado State (11/26/25)
Career 12 (2x), last vs. Col. State (11/26/25)

ASSISTS

Season 5, vs. Charleston Southern (11/3/25)
Career 5 (2x), last vs. Charleston Southern (11/3/25)

BLOCKS

Season 2 (2x), last vs. WCU (12/11/25)
Career same

STEALS

Season 3 (3x), last vs. UMES (12/14/25)
Career 4, vs. North Carolina (3/4/25)

MINUTES

Season 36:46, vs. Providence (11/8/25)
Career same

FIELD GOALS MADE

Season 5 (4x), last vs. UMES (12/14/25)
Career 5 (7x), last vs. UMES (12/14/25)

FIELD GOALS ATTEMPTED

Season 9, vs. UMES (12/14/25)
Career 9 (2x), last vs. UMES (12/14/25)

3-PT. FIELD GOALS MADE

Season 2 (4x), last vs. UMES (12/14/25)
Career 2 (6x), last vs. UMES (12/14/25)

3-PT. FIELD GOALS ATTEMPTED

Season 4 (2x), last vs. UMES (12/14/25)
Career 4 (3x), last vs. UMES (12/14/25)

FREE THROWS MADE

Season 4 (2x), last vs. VCU (11/28/25)
Career 6, vs. USC Upstate (11/8/24)

FREE THROWS ATTEMPTED

Season 6, vs. VCU (11/28/25)
Career 7 (2x), last at Florida State (1/29/25)

- Played in all 32 games, drawing 28 starts as a true freshman
- Recorded one double-double, becoming the first Tech true freshman to produce a double-double since 2015 (Justin Bibbs)
- Mike Young called him a “hard-rocking man” who plays hard and is a “fierce offensive rebounder.”
- Consensus three-star recruit.
- Rated the 189th-best prospect in the 2024 class on 247Sports.
- Recognized as the 17th-best player in the state of Florida and the 36th best at his position nationally, according to 247Sports.
- Chose Tech over FAU, Texas State and Hofstra.
- “Don’t want to have him off the floor. Everybody has a glue guy. Talk about glue guys, may not be the best at this, may not be the best at that, but I can tell you one thing - he effects winning. His hustle, his toughness, his rebounding, his athleticism at the rim in transition. He’s a good one and I’m thrilled to coach him.” - Mike Young after Tech’s 94-59 victory over St. Joe’s.
- Had a +20 plus/minus against Charlotte
- DNP vs. UVA, snapping 41-game streak of consecutive starts

2025-26 GAME-BY-GAME STATS



2025-26 Virginia Tech Men's Basketball
Individual Game-by-Game
All games

Page 7/11
as of Dec 21, 2025

#10 JOHNSON, Tyler

| Opponent | Date | GS | MIN | Total | | 3-Pointers | | Free throws | | Rebounds | | | PF | A | TO | BLK | STL | PTS | AVG | | |
|----------------------|------------|----|-------|--------|-------|------------|-------|-------------|-------|----------|-----|-----|-----|-----|----|-----|-----|-----|-----|------|-----|
| | | | | FG-FGA | PCT | 3FG-3FGA | PCT | FT-FTA | PCT | OFF | DEF | TOT | | | | | | | | AVG | |
| Charleston So. | 11/03/2025 | * | 24:29 | 4-5 | .800 | 1-2 | .500 | 0-0 | .000 | 3 | 3 | 6 | 6.0 | 4 | 5 | 1 | 0 | 0 | 9 | 9.0 | |
| vs Providence | 11/08/2025 | * | 36:46 | 4-7 | .571 | 1-3 | .333 | 3-5 | .600 | 1 | 3 | 4 | 5.0 | 2 | 3 | 0 | 0 | 3 | 12 | 10.5 | |
| Saint Joseph's | 11/12/2025 | * | 27:08 | 5-8 | .625 | 1-2 | .500 | 0-0 | .000 | 1 | 3 | 4 | 4.7 | 1 | 1 | 0 | 1 | 3 | 11 | 10.7 | |
| Charlotte | 11/16/2025 | * | 28:04 | 1-6 | .167 | 0-3 | .000 | 4-5 | .800 | 2 | 6 | 8 | 5.5 | 5 | 2 | 1 | 1 | 1 | 6 | 9.5 | |
| Bryant | 11/19/2025 | * | 34:47 | 4-5 | .800 | 2-3 | .667 | 0-1 | .000 | 2 | 7 | 9 | 6.2 | 2 | 2 | 1 | 0 | 0 | 10 | 9.6 | |
| vs Colorado St. | 11/26/2025 | * | 33:59 | 3-7 | .429 | 1-2 | .500 | 2-2 | 1.000 | 3 | 9 | 12 | 7.2 | 1 | 1 | 0 | 2 | 2 | 9 | 9.5 | |
| vs Saint Mary's (CA) | 11/27/2025 | * | 24:06 | 2-5 | .400 | 1-4 | .250 | 0-0 | .000 | 1 | 4 | 5 | 6.9 | 5 | 0 | 3 | 0 | 1 | 5 | 8.9 | |
| vs VCU | 11/28/2025 | * | 33:00 | 5-8 | .625 | 2-3 | .667 | 4-6 | .667 | 1 | 2 | 3 | 6.4 | 3 | 1 | 1 | 1 | 2 | 16 | 9.8 | |
| at South Carolina | 12/02/2025 | * | 23:39 | 0-4 | .000 | 0-3 | .000 | 0-0 | .000 | 0 | 1 | 1 | 5.8 | 5 | 3 | 1 | 0 | 0 | 8 | 8.7 | |
| George Mason | 12/06/2025 | * | 35:15 | 5-7 | .714 | 1-2 | .500 | 2-2 | 1.000 | 1 | 4 | 5 | 5.7 | 2 | 2 | 2 | 1 | 0 | 13 | 9.1 | |
| Western Caro. | 12/11/2025 | * | 33:29 | 4-7 | .571 | 2-3 | .667 | 3-4 | .750 | 0 | 2 | 2 | 5.4 | 5 | 2 | 0 | 2 | 2 | 13 | 9.5 | |
| UMES | 12/14/2025 | * | 30:16 | 5-9 | .556 | 2-4 | .500 | 0-0 | .000 | 0 | 5 | 5 | 5.3 | 3 | 2 | 0 | 1 | 3 | 12 | 9.7 | |
| Elon | 12/20/2025 | * | 34:32 | 2-5 | .400 | 1-2 | .500 | 2-4 | .500 | 3 | 2 | 5 | 5.3 | 4 | 1 | 2 | 0 | 2 | 7 | 9.5 | |
| Totals | | | 13 | 399:30 | 44-83 | .530 | 15-36 | .417 | 20-29 | .690 | 18 | 51 | 69 | 5.3 | 42 | 25 | 12 | 9 | 19 | 123 | 9.5 |

Player Averages

| Games Played | Minutes/ game | Points/ game | FG Pct | 3FG Pct | FT Pct | Rebounds/ game | Assists/ game | Turnovers/ game | Assist/Turnover ratio | Steals/ game | Blocks/ game |
|--------------|---------------|--------------|--------|---------|--------|----------------|---------------|-----------------|-----------------------|--------------|--------------|
| 13 | 30.7 | 9.5 | 53.0 | 41.7 | 69.0 | 5.3 | 1.9 | 0.9 | 2.1 | 1.5 | 0.7 |

PRODUCTION TRACKER

| | This Season | Career |
|------------------------------|-------------|--------|
| Scored 10+ Points | 6 | 11 |
| Scored 20+ Points | 0 | 0 |
| Led Tech in Scoring | 1 | 2 |
| Had 10+ Rebounds | 1 | 4 |
| Led Tech in Rebounding | 1 | 4 |
| Had a Double-Double | 0 | 1 |
| Shot over 50% from the field | 8 | 26 |
| Made 3+ 3FGs | 0 | 0 |
| Shot 5+ Free Throws | 2 | 6 |



CAREER STATS

| SEASON | TEAM | GP-GS | MIN/AVG | FG-FGA | FG% | 3FG-3FGA | 3FG% | FT-FTA | FT% | OFF | DEF | TOT | AVG | PF-FO | A | TO | BLK | STL | PTS | AVG |
|---------|------|-------|-----------|---------|------|----------|------|--------|------|-----|-----|-----|-----|-------|----|----|-----|-----|-----|-----|
| 2024-25 | VT | 32-28 | 815/25.5 | 76-168 | .452 | 16-46 | .348 | 45-61 | .738 | 51 | 104 | 155 | 4.8 | 77-1 | 33 | 45 | 6 | 25 | 213 | 6.7 |
| 2025-26 | VT | 13-13 | 399/30.7 | 44-83 | .530 | 15-36 | .417 | 20-29 | .690 | 18 | 51 | 69 | 5.3 | 42-4 | 25 | 12 | 9 | 19 | 123 | 9.5 |
| TOTAL | | 45-41 | 1214/27.0 | 120-251 | .478 | 31-82 | .378 | 65-90 | .722 | 69 | 155 | 224 | 5.0 | 119-5 | 58 | 57 | 15 | 44 | 336 | 7.5 |

13 AMANI HANSBERRY

JUNIOR Forward | 6-8 | 240 | Sociology major
Silver Spring, Md. | Illinois/West Virginia



SEASON/CAREER BESTS

POINTS

Season 22, at South Carolina (12/2/25)
Career same

REBOUNDS

Season 15, vs. Virginia (12/31/25)
Career same

ASSISTS

Season 6, vs. George Mason (12/6/25)
Career same

BLOCKS

Season 2 (4x), last vs. Virginia (12/31/25)
Career 2 (6x), last vs. Virginia (12/31/25)

STEALS

Season 4, vs. WCU (11/21/25)
Career same

MINUTES

Season 50:46, vs. Virginia (12/31/25)
Career same

FIELD GOALS MADE

Season 10, at South Carolina (12/2/25)
Career same

FIELD GOALS ATTEMPTED

Season 16 (4x), last vs. Virginia (12/31/25)
Career 16 (5x), last vs. Virginia (12/31/25)

3-PT. FIELD GOALS MADE

Season 3, vs. Charleston Southern (11/3/25)
Career 4, vs. Iowa State (1/28/25)

3-PT. FIELD GOALS ATTEMPTED

Season 9, vs. Charleston Southern (11/3/25)
Career same

FREE THROWS MADE

Season 6 (3x), last vs. Saint Mary's (11/27/25)
Career 7, vs. Iowa State (11/28/24)

FREE THROWS ATTEMPTED

Season 8 (2x), last at S. Carolina (12/2/25)
Career 8 (3x), last at S. Carolina (12/2/25)

CAREER STATS

| | | | | Field Goals | | 3-Point | | F-Throws | | Rebounds | | | | Scoring | | | | | | |
|--------------|--------|-------|-----------|-------------|------|----------|------|----------|------|----------|-----|-----|-----|---------|----|----|-----|-----|-----|------|
| SEASON | TEAM | GP-GS | MIN/AVG | FG-FGA | FG% | 3FG-3FGA | 3FG% | FT-FTA | FT% | OFF | DEF | TOT | AVG | PF-FO | A | TO | BLK | STL | PTS | AVG |
| 2023-24 | Illini | 19-0 | 141/7.4 | 19-42 | .452 | 4-13 | .308 | 4-6 | .667 | 11 | 29 | 40 | 2.1 | 22-0 | 6 | 2 | 3 | 4 | 46 | 2.4 |
| 2024-25 | WVU | 31-24 | 733/23.6 | 114-266 | .429 | 35-120 | .292 | 42-56 | .750 | 68 | 132 | 200 | 6.5 | 65-2 | 44 | 45 | 12 | 22 | 305 | 9.8 |
| 2025-26 | VT | 14-14 | 449/32.0 | 87-172 | .506 | 15-47 | .319 | 42-62 | .677 | 48 | 78 | 126 | 9.0 | 45-4 | 45 | 26 | 13 | 24 | 231 | 16.5 |
| TOTAL FOR VT | | 14-14 | 449/32.0 | 87-172 | .506 | 15-47 | .319 | 42-62 | .677 | 48 | 78 | 126 | 9.0 | 45-4 | 45 | 26 | 13 | 24 | 231 | 16.5 |
| TOTAL | | 64-38 | 1323/20.7 | 220-480 | .458 | 54-180 | .300 | 88-124 | .710 | 127 | 239 | 366 | 5.7 | 132-6 | 95 | 73 | 28 | 50 | 582 | 9.1 |

- Has worked with Associate Head Coach Chester Frazier at each of his collegiate stops at Illinois and West Virginia prior to moving to Blacksburg
- Played in 31 games with 24 starts in 2024-25 at West Virginia. Averaged 9.8 points and 6.5 rebounds
- At Illinois he featured on the squad that reached the Elite Eight and fell to eventual champion UConn. Against the Huskies he recorded eight points.
- Is the first VT player since Dennis Mimms (2001-02) to begin the season with consecutive double-doubles. He's averaged 18.0 points and 12.0 rebounds through the first week of action
- Has scored in double figures in 13 of 14 games played this season.**
- Sixth in the ACC at 9.0 rebounds per game.**
- His seven double-doubles rank third in the ACC and 13th nationally.**
- Had 17 points and a career-high 15 rebounds in the win over No. 21 Virginia.**
- Became the first Hokie to record double-doubles in the first two ACC games of his career. After the UVA game, he had a 19-point, 10-rebound performance at Wake Forest.**

First name pronounced: uh-mani

2025-26 GAME-BY-GAME STATS



2025-26 Virginia Tech Men's Basketball
Individual Game-by-Game
All games

Page 8/11
as of Jan 03, 2026

#13 HANSBERRY, Amani

| Opponent | Date | GS | MIN | Total | | 3-Pointers | | Free throws | | Rebounds | | | PF | A | TO | BLK | STL | PTS | AVG | | |
|----------------------|------------|----|-------|--------|--------|------------|-------|-------------|-------|----------|-----|-----|------|-----|----|-----|-----|-----|------|------|------|
| | | | | FG-FGA | PCT | 3FG-3FGA | PCT | FT-FTA | PCT | OFF | DEF | TOT | | | | | | | | AVG | |
| Charleston So. | 11/03/2025 | * | 20:49 | 8-16 | .500 | 3-9 | .333 | 0-0 | .000 | 3 | 10 | 13 | 13.0 | 3 | 1 | 2 | 1 | 19 | 19.0 | | |
| vs Providence | 11/08/2025 | * | 39:01 | 6-15 | .400 | 1-5 | .200 | 4-5 | .800 | 5 | 6 | 11 | 12.0 | 4 | 3 | 2 | 2 | 17 | 18.0 | | |
| Saint Joseph's | 11/12/2025 | * | 22:58 | 7-13 | .538 | 1-4 | .250 | 4-6 | .667 | 2 | 2 | 4 | 9.3 | 0 | 3 | 0 | 0 | 2 | 19 | 18.3 | |
| Charlotte | 11/16/2025 | * | 24:39 | 1-7 | .143 | 1-3 | .333 | 6-6 | 1.000 | 4 | 1 | 5 | 8.3 | 5 | 3 | 1 | 1 | 0 | 9 | 16.0 | |
| vs Colorado St. | 11/26/2025 | * | 30:04 | 2-8 | .250 | 0-2 | .000 | 6-6 | 1.000 | 2 | 2 | 4 | 7.4 | 2 | 3 | 1 | 0 | 0 | 10 | 14.8 | |
| vs Saint Mary's (CA) | 11/27/2025 | * | 36:44 | 6-15 | .400 | 0-6 | .000 | 6-8 | .750 | 6 | 4 | 10 | 7.8 | 4 | 3 | 0 | 1 | 2 | 18 | 15.3 | |
| vs VCU | 11/28/2025 | * | 31:54 | 6-10 | .600 | 1-1 | 1.000 | 3-4 | .750 | 1 | 3 | 4 | 7.3 | 3 | 2 | 4 | 2 | 2 | 16 | 15.4 | |
| at South Carolina | 12/02/2025 | * | 38:38 | 10-16 | .625 | 0-1 | .000 | 2-8 | .250 | 2 | 12 | 14 | 8.1 | 4 | 3 | 0 | 2 | 1 | 22 | 16.3 | |
| George Mason | 12/06/2025 | * | 34:58 | 7-10 | .700 | 0-0 | .000 | 1-2 | .500 | 0 | 7 | 7 | 8.0 | 2 | 6 | 1 | 0 | 3 | 15 | 16.1 | |
| Western Caro. | 12/11/2025 | * | 32:46 | 8-12 | .667 | 2-3 | .667 | 0-1 | .000 | 2 | 4 | 6 | 7.8 | 5 | 6 | 3 | 1 | 4 | 18 | 16.3 | |
| UMES | 12/14/2025 | * | 24:33 | 5-9 | .556 | 2-4 | .500 | 0-0 | .000 | 2 | 7 | 9 | 7.9 | 1 | 3 | 0 | 0 | 1 | 12 | 15.9 | |
| Elon | 12/20/2025 | * | 33:17 | 9-16 | .563 | 0-1 | .000 | 2-3 | .667 | 7 | 7 | 14 | 8.4 | 5 | 3 | 2 | 1 | 2 | 20 | 16.3 | |
| Virginia | 12/31/2025 | * | 50:46 | 5-16 | .313 | 2-5 | .400 | 5-10 | .500 | 8 | 7 | 15 | 8.9 | 2 | 2 | 4 | 2 | 2 | 17 | 16.3 | |
| at Wake Forest | 01/03/2026 | * | 27:30 | 7-9 | .778 | 2-3 | .667 | 3-3 | 1.000 | 4 | 6 | 10 | 9.0 | 5 | 4 | 6 | 0 | 2 | 19 | 16.5 | |
| Totals | | | 14 | 448:37 | 87-172 | .506 | 15-47 | .319 | 42-62 | .677 | 48 | 78 | 126 | 9.0 | 45 | 45 | 26 | 13 | 24 | 231 | 16.5 |

Player Averages

| Games Played | Minutes/ game | Points/ game | FG Pct | 3FG Pct | FT Pct | Rebounds/ game | Assists/ game | Turnovers/ game | Assist/Turnover ratio | Steals/ game | Blocks/ game |
|--------------|---------------|--------------|--------|---------|--------|----------------|---------------|-----------------|-----------------------|--------------|--------------|
| 14 | 32.0 | 16.5 | 50.6 | 31.9 | 67.7 | 9.0 | 3.2 | 1.9 | 1.7 | 1.7 | 0.9 |

PRODUCTION TRACKER

| | This Season | Career |
|-------------------------|-------------|--------|
| Scored 10+ Points | 12 | 25 |
| Scored 20+ Points | 2 | 2 |
| Led Tech in Scoring | 5 | 5 |
| Had 10+ Rebounds | 7 | 14 |
| Led Tech in Rebounding | 7 | 7 |
| Had a Double-Double | 7 | 11 |
| Had Multiple Blocks | 2 | 4 |
| Made Multiple 3FGs | 4 | 16 |
| Shot 50% from the field | 9 | 27 |
| Shot 40% on 3FGs | 4 | 17 |



15 SNOOK PETERKIN

FRESHMAN Guard | 6-3 | 174 | Human Development
Winston-Salem, N.C. | Mount Tabor



SEASON/CAREER BESTS

POINTS

Season ---
Career ---

REBOUNDS

Season ---
Career ---

ASSISTS

Season ---
Career ---

BLOCKS

Season ---
Career ---

STEALS

Season ---
Career ---

MINUTES

Season ---
Career ---

FIELD GOALS MADE

Season ---
Career ---

FIELD GOALS ATTEMPTED

Season ---
Career ---

3-PT. FIELD GOALS MADE

Season ---
Career ---

3-PT. FIELD GOALS ATTEMPTED

Season ---
Career ---

FREE THROWS MADE

Season ---
Career ---

FREE THROWS ATTEMPTED

Season ---
Career ---

CAREER STATS

- A wide receiver for the Virginia Tech football team.
- **Scored the Hokie football team's only touchdown at UVA in the final game of the season.**
- **Played in eight games, making one start for the football team. Tallied two receptions for 62 yards, his TD grab went for 57 yards.**
- Three-sport student-athlete at Mount Tabor High School (Winston-Salem, North Carolina), having competed in basketball, football and track
- 2023-24 Winston-Salem Journal Boys' Basketball Player of the Year
- 2023-24 NCHSAA Central Piedmont 4A all-conference First Team honoree in basketball ... Advanced Mount Tabor to the third round of the NCHSAA state tournament courtesy of his 30-point, five-steal performance against Mooresville ... Dropped 24 points during the Spartans' Central Piedmont 4A championship victory against West Forsyth ... Competed for Big Shots Elite North Carolina on the AAU circuit under coach Whit Holcomb-Faye ... Ran the 100-meter and 300-meter hurdles, as well as the 200-meter dash ... Rated as a four-star wide receiver by 247Sports, On3 and Rivals; three-star athlete by ESPN ... Ranked as the nation's No. 190 overall recruit by Rivals; No. 237 overall recruit by 247Sports ... Ranked as the nation's No. 25 overall athlete by ESPN; No. 28 wide receiver by 247Sports; No. 33 wide receiver by On3; No. 34 wide receiver by Rivals ... Ranked as the No. 5 overall recruit from North Carolina by Rivals; No. 7 by 247Sports; No. 9 by On3; No. 13 by ESPN ... Ranked as the No. 1 overall wide receiver from North Carolina by 247Sports and Rivals; No. 2 by On3.

2025-26 GAME-BY-GAME STATS

PRODUCTION TRACKER

| | This Season | Career |
|------------------------------|-------------|--------|
| Scored 10+ Points | 4 | 9 |
| Scored 20+ Points | 0 | 0 |
| Led Tech in Scoring | 0 | 2 |
| Made Multiple 3FGs | 1 | 4 |
| Had 5+ Assists | 4 | 6 |
| Led Tech in Assists | 5 | 13 |
| Shot over 50% from the field | 4 | 18 |
| Had Multiple Steals | 6 | 15 |
| Led Tech in Steals | 5 | 16 |



17 NEOKLIS AVDALAS

FRESHMAN Forward | 6-9 | 215 | Has not declared a major of study
Kalamata, Greece



SEASON/CAREER BESTS

POINTS

Season 33, vs. Providence (11/8/25)
Career same

REBOUNDS

Season 8 (2x), last vs. Virginia (12/31/25)
Career same

ASSISTS

Season 9, vs. CSU (11/3/25)
Career same

BLOCKS

Season 2 (3x), last vs. WCU (12/11/25)
Career same

STEALS

Season 3, vs. UMES (12/14/25)
Career same

MINUTES

Season 48:53, vs. Virginia (12/31/25)
Career same

FIELD GOALS MADE

Season 13, vs. Providence (11/8/25)
Career same

FIELD GOALS ATTEMPTED

Season 23, vs. Providence (11/8/25)
Career same

3-PT. FIELD GOALS MADE

Season 5, vs. Providence (11/8/25)
Career same

3-PT. FIELD GOALS ATTEMPTED

Season 11, vs. Virginia (12/31/25)
Career same

FREE THROWS MADE

Season 6 (4x), last vs. UMES (12/14/25)
Career same

FREE THROWS ATTEMPTED

Season 8 (2x), last vs. UMES (12/14/25)
Career same

CAREER STATS

- Goal is to be a lottery pick in the 2026 NBA Draft.
- The most talented basketball player Mike Young has ever coached.
- Ranked as the No. 2 international newcomer in the 2025 class by 247Sports
- Represented Greece in the FIBA U20 EuroBasket in Heraklion, Greece
- Spent two seasons competing in Greece's top-tier HEBA A1 league, first with AS Karditsas in 2023-24, and 2024-25 with Peristeri BC
- Dropped the first 30-5-5 stat line for a VT athlete since Keve Aluma in 2021 in the win over PC.
- Became the first VT freshman to record 30 or more points since Landers Nolley in 2019.
- Was honored by the ACC as the Co-Rookie and Co-Player of the Week along with Caleb Wilson of UNC (Nov. 10).
- Named ACC Rookie of the Week on Dec. 15 after averaging 23 ppg. in two VT wins.
- Owns two 30-point games this season, one of three ACC players to accomplish the feat
- Ranks seventh in the ACC at 5.07 assists per game.
- Is 15th in the league in assist to turnover ratio at 2.03.

2025-26 GAME-BY-GAME STATS



2025-26 Virginia Tech Men's Basketball
Individual Game-by-Game
All games

Page 9/11
as of Jan 03, 2026

#17 AVDALAS, Neoklis

| Opponent | Date | GS | MIN | Total | | 3-Pointers | | Free throws | | Rebounds | | | PF | A | TO | BLK | STL | PTS | AVG | |
|----------------------|------------|----|-----------|--------|------|------------|------|-------------|-------|----------|-----|-----|-----|----|----|-----|-----|-----|-----|------|
| | | | | FG-FGA | PCT | 3FG-3FGA | PCT | FT-FTA | PCT | OFF | DEF | TOT | | | | | | | | |
| Charleston So. | 11/03/2025 | * | 28:44 | 3-13 | .231 | 1-6 | .167 | 1-3 | .333 | 0 | 3 | 3 | 3.0 | 1 | 9 | 1 | 2 | 0 | 8 | 8.0 |
| vs Providence | 11/08/2025 | * | 34:14 | 13-23 | .565 | 5-8 | .625 | 2-4 | .500 | 0 | 5 | 5 | 4.0 | 2 | 6 | 2 | 1 | 1 | 33 | 20.5 |
| Saint Joseph's | 11/12/2025 | * | 24:40 | 6-12 | .500 | 2-5 | .400 | 0-1 | .000 | 0 | 5 | 5 | 4.3 | 0 | 7 | 1 | 2 | 0 | 14 | 18.3 |
| Charlotte | 11/16/2025 | * | 28:57 | 2-7 | .286 | 0-2 | .000 | 6-6 | 1.000 | 0 | 1 | 1 | 3.5 | 3 | 2 | 0 | 0 | 1 | 10 | 16.3 |
| Bryant | 11/19/2025 | * | 27:55 | 4-11 | .364 | 1-5 | .200 | 2-4 | .500 | 1 | 2 | 3 | 3.4 | 0 | 5 | 1 | 0 | 0 | 11 | 15.2 |
| vs Colorado St. | 11/26/2025 | * | 31:39 | 5-9 | .556 | 3-6 | .500 | 0-0 | .000 | 0 | 2 | 2 | 3.2 | 0 | 2 | 3 | 1 | 1 | 13 | 14.8 |
| vs Saint Mary's (CA) | 11/27/2025 | * | 33:28 | 3-10 | .300 | 1-5 | .200 | 6-7 | .857 | 1 | 3 | 4 | 3.3 | 1 | 1 | 5 | 0 | 0 | 13 | 14.6 |
| vs VCU | 11/28/2025 | * | 30:54 | 3-6 | .500 | 1-3 | .333 | 1-4 | .250 | 0 | 3 | 3 | 3.3 | 3 | 5 | 1 | 0 | 1 | 8 | 13.8 |
| at South Carolina | 12/02/2025 | * | 35:05 | 5-11 | .455 | 1-4 | .250 | 2-2 | 1.000 | 0 | 8 | 8 | 3.8 | 5 | 8 | 1 | 0 | 0 | 13 | 13.7 |
| George Mason | 12/06/2025 | * | 30:57 | 2-7 | .286 | 2-5 | .400 | 0-0 | .000 | 0 | 3 | 3 | 3.7 | 1 | 6 | 2 | 1 | 1 | 6 | 12.9 |
| Western Caro. | 12/11/2025 | * | 33:17 | 10-17 | .588 | 4-8 | .500 | 6-8 | .750 | 0 | 3 | 3 | 3.6 | 1 | 2 | 3 | 2 | 1 | 30 | 14.5 |
| UMES | 12/14/2025 | * | 29:21 | 4-9 | .444 | 2-5 | .400 | 6-8 | .750 | 0 | 2 | 2 | 3.5 | 2 | 7 | 3 | 0 | 3 | 16 | 14.6 |
| Virginia | 12/31/2025 | * | 48:53 | 5-21 | .238 | 3-11 | .273 | 4-6 | .667 | 0 | 8 | 8 | 3.8 | 1 | 4 | 5 | 1 | 0 | 17 | 14.8 |
| at Wake Forest | 01/03/2026 | * | 34:28 | 2-5 | .400 | 1-4 | .250 | 3-4 | .750 | 0 | 1 | 1 | 3.6 | 0 | 7 | 7 | 0 | 1 | 8 | 14.3 |
| Totals | | | 14 452:31 | 67-161 | .416 | 27-77 | .351 | 39-57 | .684 | 2 | 49 | 51 | 3.6 | 20 | 71 | 35 | 10 | 10 | 200 | 14.3 |

Player Averages

| Games Played | Minutes/ game | Points/ game | FG Pct | 3FG Pct | FT Pct | Rebounds/ game | Assists/ game | Turnovers/ game | Assist/Turnover ratio | Steals/ game | Blocks/ game |
|--------------|---------------|--------------|--------|---------|--------|----------------|---------------|-----------------|-----------------------|--------------|--------------|
| 14 | 32.3 | 14.3 | 41.6 | 35.1 | 68.4 | 3.6 | 5.1 | 2.5 | 2.0 | 0.7 | 0.7 |

PRODUCTION TRACKER

| | This Season | Career |
|------------------------|-------------|--------|
| Scored 10+ Points | 10 | same |
| Scored 20+ Points | 2 | same |
| Scored 30+ Points | 2 | same |
| Led Tech in Scoring | 3 | same |
| Made multiple 3FGs | 6 | same |
| Led Tech in Rebounding | - | same |
| Had a Double-Double | - | same |
| Had 5+ Assists | 9 | same |
| Had Multiple Steals | 1 | same |
| Had Multiple Blocks | 3 | same |



| | | | | Field Goals | | 3-Point | | F-Throws | | Rebounds | | | | Scoring | | | | | | |
|---------|------|-------|----------|-------------|------|----------|------|----------|------|----------|-----|-----|-----|---------|----|----|-----|-----|-----|------|
| SEASON | TEAM | GP-GS | MIN/AVG | FG-FGA | FG% | 3FG-3FGA | 3FG% | FT-FTA | FT% | OFF | DEF | TOT | AVG | PF-FO | A | TO | BLK | STL | PTS | AVG |
| 2025-26 | VT | 14-14 | 453/32.3 | 67-161 | .416 | 27-77 | .351 | 39-57 | .684 | 2 | 49 | 51 | 3.6 | 20-1 | 71 | 35 | 10 | 10 | 200 | 14.3 |
| TOTAL | | 14-14 | 453/32.3 | 67-161 | .416 | 27-77 | .351 | 39-57 | .684 | 2 | 49 | 51 | 3.6 | 20-1 | 71 | 35 | 10 | 10 | 200 | 14.3 |

22 SOLOMON DAVIS

FRESHMAN Center | 6-11 | 225 | Has not declared a major of study
Hyattsville, Md. | DeMatha Catholic



SEASON/CAREER BESTS

POINTS

Season ---
Career ---

REBOUNDS

Season ---
Career ---

ASSISTS

Season ---
Career ---

BLOCKS

Season ---
Career ---

STEALS

Season ---
Career ---

MINUTES

Season ---
Career ---

FIELD GOALS MADE

Season ---
Career ---

FIELD GOALS ATTEMPTED

Season ---
Career ---

3-PT. FIELD GOALS MADE

Season ---
Career ---

3-PT. FIELD GOALS ATTEMPTED

Season ---
Career ---

FREE THROWS MADE

Season ---
Career ---

FREE THROWS ATTEMPTED

Season ---
Career ---

CAREER STATS

- Played one season at DeMatha Catholic in Maryland
- Competed for Virginia Elite on the AAU circuit
- **Has put on 30 pounds since enrolling in the summer.** Strength coach David Jackson says it was the fastest he has had a freshman put on that much weight, praising his work ethic and dedication in the gym.

2025-26 GAME-BY-GAME STATS

PRODUCTION TRACKER

| | This Season | Career |
|------------------------|-------------|--------|
| Scored 10+ Points | 0 | 0 |
| Scored 20+ Points | 0 | 0 |
| Led Tech in Scoring | 0 | 0 |
| Made multiple 3FGs | 0 | 0 |
| Led Tech in Rebounding | 0 | 0 |
| Had a Double-Double | 0 | 0 |
| Had Multiple Assists | 0 | 0 |
| Had Multiple Steals | 0 | 0 |
| Had Multiple Dunks | 0 | 0 |



32 CHRISTIAN GURDAK

FRESHMAN Center | 6-10 | 260 | Communication major
Charles Town, W. Va. | Gonzaga College



SEASON/CAREER BESTS

POINTS

Season 17 (2x), last vs. Virginia (12/31/25)
Career same

REBOUNDS

Season 19, vs. Virginia (12/31/25)
Career same

ASSISTS

Season 1 (4x), last vs. Virginia (12/31/25)
Career same

BLOCKS

Season 2 (2x), last vs. WCU (12/11/25)
Career same

STEALS

Season 1 (2x), last vs. UMES (12/14/25)
Career same

MINUTES

Season 45:56, last vs. Virginia (12/31/25)
Career same

FIELD GOALS MADE

Season 7 (2x), last vs. Virginia (12/31/25)
Career same

FIELD GOALS ATTEMPTED

Season 10, vs. Virginia (12/31/25)
Career same

3-PT. FIELD GOALS MADE

Season ---
Career same

3-PT. FIELD GOALS ATTEMPTED

Season ---
Career same

FREE THROWS MADE

Season 5, vs. Elon (12/20/25)
Career same

FREE THROWS ATTEMPTED

Season 7 (2x), last vs. Virginia (12/31/25)
Career same

- Guided Gonzaga, coached by Steve Turner, to the WCAC title game as a senior
- All-WCAC first-team selection in 2024-25
- Played his first two seasons at Paul VI where he was teammates with Ben Hammond**
- All-WCAC honorable mention as a freshman and a second-team honoree as a junior
- Member of the GEICO National Championship all-tournament team as a sophomore
- Coached by Jamill Jones and Antoine Gaither while playing on the EYBL circuit with Team Takeover
- Consensus four-star recruit
- Rated the 114th-best prospect in the 2025 class on 247Sports
- Recognized as the 17th-best player at his position nationally, according to 247Sports
- Chose Tech over Notre Dame, Penn State, Clemson, Louisville and Butler
- Made his career debut in the season opener, scoring eight points.
- Had a breakout game vs. Bryant, scoring 15 points (7-9 FG) and grabbing eight rebounds.
- Made all five field goal attempts vs. UMES (Dec. 14)
- Recorded the first double-double of his career vs. No. 21 UVA (17 points, 19 rebounds).**
- In three starts is averaging 13.3 points, 10.3 rebounds and 34 minutes.**

2025-26 GAME-BY-GAME STATS



2025-26 Virginia Tech Men's Basketball
Individual Game-by-Game
All games

Page 10/11
as of Jan 03, 2026

#32 GURDAK, Christian

| Opponent | Date | GS | MIN | Total | | 3-Pointers | | Free throws | | Rebounds | | | | PF | A | TO | BLK | STL | PTS | AVG |
|----------------------|------------|----|--------|--------|-------|------------|------|-------------|-------|----------|-----|-----|-----|----|---|----|-----|-----|-----|-----|
| | | | | FG-FGA | PCT | 3FG-3FGA | PCT | FT-FTA | PCT | OFF | DEF | TOT | AVG | | | | | | | |
| Charleston So. | 11/03/2025 | | 15:37 | 2-3 | .667 | 0-0 | .000 | 4-4 | 1.000 | 2 | 3 | 5 | 5.0 | 0 | 0 | 0 | 1 | 1 | 8 | 8.0 |
| vs Providence | 11/08/2025 | | 03:36 | 1-1 | 1.000 | 0-0 | .000 | 0-0 | .000 | 0 | 0 | 0 | 2.5 | 1 | 0 | 0 | 0 | 0 | 2 | 5.0 |
| Saint Joseph's | 11/12/2025 | | 02:38 | 1-1 | 1.000 | 0-0 | .000 | 0-0 | .000 | 1 | 0 | 1 | 2.0 | 0 | 0 | 0 | 0 | 0 | 2 | 4.0 |
| Bryant | 11/19/2025 | | 26:49 | 7-9 | .778 | 0-0 | .000 | 1-1 | 1.000 | 5 | 3 | 8 | 3.5 | 4 | 1 | 0 | 0 | 0 | 15 | 6.8 |
| vs Colorado St. | 11/26/2025 | | 09:56 | 0-0 | .000 | 0-0 | .000 | 0-0 | .000 | 0 | 2 | 2 | 3.2 | 1 | 0 | 1 | 0 | 0 | 0 | 5.4 |
| vs Saint Mary's (CA) | 11/27/2025 | | 09:35 | 0-4 | .000 | 0-0 | .000 | 0-0 | .000 | 5 | 0 | 5 | 3.5 | 1 | 0 | 0 | 0 | 0 | 0 | 4.5 |
| vs VCU | 11/28/2025 | | 02:05 | 0-2 | .000 | 0-0 | .000 | 0-2 | .000 | 1 | 0 | 1 | 3.1 | 0 | 0 | 0 | 0 | 0 | 0 | 3.9 |
| at South Carolina | 12/02/2025 | | 04:42 | 2-2 | 1.000 | 0-0 | .000 | 2-2 | 1.000 | 0 | 0 | 0 | 2.8 | 2 | 0 | 1 | 0 | 0 | 6 | 4.1 |
| George Mason | 12/06/2025 | | 14:48 | 0-3 | .000 | 0-0 | .000 | 2-4 | .500 | 3 | 0 | 3 | 2.8 | 2 | 0 | 0 | 2 | 0 | 2 | 3.9 |
| Western Caro. | 12/11/2025 | | 14:53 | 1-3 | .333 | 0-0 | .000 | 1-2 | .500 | 3 | 4 | 7 | 3.2 | 2 | 1 | 0 | 2 | 0 | 3 | 3.8 |
| UMES | 12/14/2025 | | 25:32 | 5-5 | 1.000 | 0-0 | .000 | 3-4 | .750 | 3 | 5 | 8 | 3.6 | 2 | 0 | 1 | 1 | 1 | 13 | 4.6 |
| Elon | 12/20/2025 | * | 28:11 | 6-8 | .750 | 0-0 | .000 | 5-7 | .714 | 4 | 2 | 6 | 3.8 | 2 | 0 | 1 | 1 | 0 | 17 | 5.7 |
| Virginia | 12/31/2025 | * | 45:56 | 7-10 | .700 | 0-0 | .000 | 3-7 | .429 | 7 | 12 | 19 | 5.0 | 1 | 1 | 3 | 0 | 0 | 17 | 6.5 |
| at Wake Forest | 01/03/2026 | * | 27:18 | 1-3 | .333 | 0-0 | .000 | 4-4 | 1.000 | 1 | 5 | 6 | 5.1 | 3 | 0 | 1 | 0 | 0 | 6 | 6.5 |
| Totals | | 3 | 231:36 | 33-54 | .611 | 0-0 | .000 | 25-37 | .676 | 35 | 36 | 71 | 5.1 | 21 | 3 | 8 | 7 | 2 | 91 | 6.5 |

Player Averages

| Games Played | Minutes/game | Points/game | FG Pct | 3FG Pct | FT Pct | Rebounds/game | Assists/game | Turnovers/game | Assist/Turnover ratio | Steals/game | Blocks/game |
|--------------|--------------|-------------|--------|---------|--------|---------------|--------------|----------------|-----------------------|-------------|-------------|
| 14 | 16.5 | 6.5 | 61.1 | 0.0 | 67.6 | 5.1 | 0.2 | 0.6 | 0.4 | 0.1 | 0.5 |

PRODUCTION TRACKER

| | This Season | Career |
|------------------------|-------------|--------|
| Scored 10+ Points | 3 | same |
| Scored 20+ Points | - | same |
| Led Tech in Scoring | - | same |
| Made multiple 3FGs | - | same |
| Had 5+ Rebounds | 5 | same |
| Led Tech in Rebounding | 1 | same |
| Had a Double-Double | 1 | same |
| Had Multiple Assists | - | same |
| Had Multiple Dunks | - | same |



CAREER STATS

| | | | | Field Goals | | 3-Point | | F-Throws | | Rebounds | | | | | | | | Scoring | | |
|---------|------|-------|----------|-------------|------|----------|------|----------|------|----------|-----|-----|-----|-------|---|----|-----|---------|-----|-----|
| SEASON | TEAM | GP-GS | MIN/AVG | FG-FGA | FG% | 3FG-3FGA | 3FG% | FT-FTA | FT% | OFF | DEF | TOT | AVG | PF-FO | A | TO | BLK | STL | PTS | AVG |
| 2025-26 | VT | 14-3 | 232/16.5 | 33-54 | .611 | 0-0 | .000 | 25-37 | .676 | 35 | 36 | 71 | 5.1 | 21-0 | 3 | 8 | 7 | 2 | 91 | 6.5 |
| TOTAL | | 14-3 | 232/16.5 | 33-54 | .611 | 0-0 | .000 | 25-37 | .676 | 35 | 36 | 71 | 5.1 | 21-0 | 3 | 8 | 7 | 2 | 91 | 6.5 |

77 ANTONIO DORN

FRESHMAN Center | 7-0 | 230 | Has not declared a major of study
Germany



SEASON/CAREER BESTS

POINTS

Season 8, at South Carolina (12/2/25)
Career same

REBOUNDS

Season 5, vs. VCU (11/28/25)
Career same

ASSISTS

Season 2 (2x), last at S. Carolina (12/2/25)
Career same

BLOCKS

Season 1 (2x), last vs. VCU (11/28/25)
Career same

STEALS

Season 1 (2x), last vs. VCU (11/28/25)
Career same

MINUTES

Season 29:56, at S. Carolina (12/2/25)
Career same

FIELD GOALS MADE

Season 4, at South Carolina (12/2/25)
Career same

FIELD GOALS ATTEMPTED

Season 6, at South Carolina (12/2/25)
Career same

3-PT. FIELD GOALS MADE

Season ---
Career ---

3-PT. FIELD GOALS ATTEMPTED

Season ---
Career ---

FREE THROWS MADE

Season 2, vs. WCU (12/11/25)
Career same

FREE THROWS ATTEMPTED

Season 4, vs. WCU (12/11/25)
Career same

- Joins the Hokies after two seasons with Bozic Estriche Knights Kirchheim in Germany's second division
- Averaged 9.5 points and 4.6 rebounds per game in 2024-25
- Produced double-figure scoring in 16 games in Germany's ProA league in 2024-25, which included a 16-point, 15-rebound double-double in February
- Erupted for 22 points, two shy of his season high, on April 26 against Dresden
- Previously played for Ratiopharm Ulm and won the Basketball Bundesliga, the nation's top-flight league
- Also competed for Germany at the 2023 FIBA U20 European Championship
- Made his career debut at Mohegan Sun in the win over Providence.
- Scored his first career points vs. St. Joe's.
- Made his first career start against Bryant, scoring five points.
- Played 30 minutes at South Carolina and had the Hokies' best plus/minus (+16). He recorded a season-high eight points.
- Last played on Dec. 14 vs. UMES (back)

2025-26 GAME-BY-GAME STATS



2025-26 Virginia Tech Men's Basketball
Individual Game-by-Game
All games

Page 11/11
as of Dec 15, 2025

#77 DORN, Antonio

| Opponent | Date | GS | MIN | Total | | 3-Pointers | | Free throws | | Rebounds | | | | PF | A | TO | BLK | STL | PTS | AVG |
|----------------------|------------|----|--------|--------|-------|------------|------|-------------|-------|----------|-----|-----|-----|----|---|----|-----|-----|-----|-----|
| | | | | FG-FGA | PCT | 3FG-3FGA | PCT | FT-FTA | PCT | OFF | DEF | TOT | AVG | | | | | | | |
| vs Providence | 11/08/2025 | | 02:15 | 0-0 | .000 | 0-0 | .000 | 0-0 | .000 | 1 | 0 | 1 | 1.0 | 1 | 0 | 2 | 1 | 1 | 0 | 0.0 |
| Saint Joseph's | 11/12/2025 | | 11:28 | 2-3 | .667 | 0-0 | .000 | 0-2 | .000 | 2 | 1 | 3 | 2.0 | 1 | 1 | 0 | 0 | 0 | 4 | 2.0 |
| Charlotte | 11/16/2025 | | 13:33 | 2-4 | .500 | 0-0 | .000 | 1-2 | .500 | 2 | 1 | 3 | 2.3 | 2 | 2 | 0 | 0 | 0 | 5 | 3.0 |
| Bryant | 11/19/2025 | * | 13:11 | 2-4 | .500 | 0-0 | .000 | 1-2 | .500 | 1 | 0 | 1 | 2.0 | 4 | 0 | 2 | 0 | 0 | 5 | 3.5 |
| vs Saint Mary's (CA) | 11/27/2025 | | 08:17 | 1-2 | .500 | 0-0 | .000 | 0-0 | .000 | 0 | 0 | 0 | 1.6 | 2 | 0 | 0 | 0 | 0 | 2 | 3.2 |
| vs VCU | 11/28/2025 | | 11:19 | 1-1 | 1.000 | 0-0 | .000 | 0-0 | .000 | 2 | 3 | 5 | 2.2 | 1 | 1 | 0 | 1 | 1 | 2 | 3.0 |
| at South Carolina | 12/02/2025 | * | 29:56 | 4-6 | .667 | 0-0 | .000 | 0-0 | .000 | 0 | 2 | 2 | 2.1 | 4 | 2 | 1 | 0 | 0 | 8 | 3.7 |
| George Mason | 12/06/2025 | * | 14:31 | 2-3 | .667 | 0-0 | .000 | 1-1 | 1.000 | 1 | 1 | 2 | 2.1 | 2 | 0 | 1 | 0 | 0 | 5 | 3.9 |
| Western Caro. | 12/11/2025 | * | 16:47 | 2-3 | .667 | 0-0 | .000 | 2-4 | .500 | 4 | 0 | 4 | 2.3 | 2 | 0 | 1 | 0 | 0 | 6 | 4.1 |
| UMES | 12/14/2025 | * | 04:17 | 1-1 | 1.000 | 0-0 | .000 | 0-0 | .000 | 0 | 1 | 1 | 2.2 | 1 | 0 | 0 | 0 | 0 | 2 | 3.9 |
| Totals | | 5 | 125:34 | 17-27 | .630 | 0-0 | .000 | 5-11 | .455 | 13 | 9 | 22 | 2.2 | 20 | 6 | 7 | 2 | 2 | 39 | 3.9 |

Player Averages

| Games Played | Minutes/game | Points/game | FG Pct | 3FG Pct | FT Pct | Rebounds/game | Assists/game | Turnovers/game | Assist/Turnover ratio | Steals/game | Blocks/game |
|--------------|--------------|-------------|--------|---------|--------|---------------|--------------|----------------|-----------------------|-------------|-------------|
| 10 | 12.6 | 3.9 | 63.0 | 0.0 | 45.5 | 2.2 | 0.6 | 0.7 | 0.9 | 0.2 | 0.2 |

PRODUCTION TRACKER

| | This Season | Career |
|------------------------|-------------|--------|
| Scored 10+ Points | - | same |
| Scored 20+ Points | - | same |
| Led Tech in Scoring | - | same |
| Made multiple 3FGs | - | same |
| Had 5+ Rebounds | - | same |
| Led Tech in Rebounding | - | same |
| Had a Double-Double | - | same |
| Had Multiple Assists | 1 | same |
| Had Multiple Dunks | - | same |



CAREER STATS

| | | | | Field Goals | | 3-Point | | F-Throws | | Rebounds | | | | Scoring | | | | | | |
|---------|------|-------|----------|-------------|------|----------|------|----------|------|----------|-----|-----|-----|---------|---|----|-----|-----|-----|-----|
| SEASON | TEAM | GP-GS | MIN/AVG | FG-FGA | FG% | 3FG-3FGA | 3FG% | FT-FTA | FT% | OFF | DEF | TOT | AVG | PF-FO | A | TO | BLK | STL | PTS | AVG |
| 2025-26 | VT | 10-5 | 126/12.6 | 17-27 | .630 | 0-0 | .000 | 5-11 | .455 | 13 | 9 | 22 | 2.2 | 20-0 | 6 | 7 | 2 | 2 | 39 | 3.9 |
| TOTAL | | 10-5 | 126/12.6 | 17-27 | .630 | 0-0 | .000 | 5-11 | .455 | 13 | 9 | 22 | 2.2 | 20-0 | 6 | 7 | 2 | 2 | 39 | 3.9 |

COMBINED TEAM STATS



2025-26 Virginia Tech Men's Basketball Combined Team Statistics All games

Page 1/1
as of Jan 03, 2026

Game Records

| Record | Overall | Home | Away | Neutral |
|----------------|---------|------|------|---------|
| ALL GAMES | 12-3 | 9-0 | 1-1 | 2-2 |
| CONFERENCE | 1-1 | 1-0 | 0-1 | 0-0 |
| NON-CONFERENCE | 11-2 | 8-0 | 1-0 | 2-2 |

Score by Periods

| Team | 1st | 2nd | OT | TOT |
|---------------|-----|-----|----|------|
| Virginia Tech | 554 | 612 | 87 | 1253 |
| Opponents | 499 | 544 | 67 | 1110 |

Team Box Score

| No. | Player | | | | Total | | 3-Point | | F-Throw | | Rebounds | | | | | | | | | | | |
|-----------|-------------------|-------|--------|------|---------|------|----------|------|---------|------|----------|-----|-----|------|-----|----|-----|-----|-----|-----|------|------|
| | | GP-GS | MIN | AVG | FG-FGA | FG% | 3FG-3FGA | 3FG% | FT-FTA | FT% | OFF | DEF | TOT | AVG | PF | DQ | A | TO | BLK | STL | PTS | AVG |
| 13 | HANSBERRY, Amani | 14-14 | 448:37 | 32.0 | 87-172 | .506 | 15-47 | .319 | 42-62 | .677 | 48 | 78 | 126 | 9.0 | 45 | 4 | 45 | 26 | 13 | 24 | 231 | 16.5 |
| 17 | AVDALAS, Neoklis | 14-14 | 452:31 | 32.3 | 67-161 | .416 | 27-77 | .351 | 39-57 | .684 | 2 | 49 | 51 | 3.6 | 20 | 1 | 71 | 35 | 10 | 10 | 200 | 14.3 |
| 1 | LAWAL, Tobi | 6-6 | 180:53 | 30.1 | 25-50 | .500 | 2-13 | .154 | 25-33 | .758 | 16 | 46 | 62 | 10.3 | 13 | 0 | 3 | 6 | 10 | 2 | 77 | 12.8 |
| 3 | HAMMOND, Ben | 15-3 | 418:12 | 27.9 | 55-134 | .410 | 11-34 | .324 | 54-64 | .844 | 3 | 26 | 29 | 1.9 | 29 | 0 | 52 | 20 | 2 | 27 | 175 | 11.7 |
| 2 | SCHUTT, Jaden | 15-3 | 385:41 | 25.7 | 50-121 | .413 | 39-92 | .424 | 11-14 | .786 | 2 | 23 | 25 | 1.7 | 31 | 0 | 13 | 9 | 0 | 10 | 150 | 10.0 |
| 10 | JOHNSON, Tyler | 13-13 | 399:30 | 30.7 | 44-83 | .530 | 15-36 | .417 | 20-29 | .690 | 18 | 51 | 69 | 5.3 | 42 | 4 | 25 | 12 | 9 | 19 | 123 | 9.5 |
| 0 | BEDFORD, Jailen | 14-14 | 321:46 | 23.0 | 48-113 | .425 | 19-52 | .365 | 15-25 | .600 | 10 | 32 | 42 | 3.0 | 24 | 0 | 9 | 19 | 1 | 8 | 130 | 9.3 |
| 32 | GURDAK, Christian | 14-3 | 231:36 | 16.5 | 33-54 | .611 | 0-0 | .000 | 25-37 | .676 | 35 | 36 | 71 | 5.1 | 21 | 0 | 3 | 8 | 7 | 2 | 91 | 6.5 |
| 77 | DORN, Antonio | 10-5 | 125:34 | 12.6 | 17-27 | .630 | 0-0 | .000 | 5-11 | .455 | 13 | 9 | 22 | 2.2 | 20 | 0 | 6 | 7 | 2 | 2 | 39 | 3.9 |
| 4 | PASHA, Izaiah | 12-0 | 114:09 | 9.5 | 12-31 | .387 | 1-5 | .200 | 5-10 | .500 | 1 | 7 | 8 | 0.7 | 7 | 0 | 9 | 6 | 4 | 6 | 30 | 2.5 |
| 5 | JONES, Sin'Cere | 10-0 | 71:31 | 7.2 | 3-12 | .250 | 0-7 | .000 | 1-3 | .333 | 5 | 10 | 15 | 1.5 | 12 | 0 | 0 | 1 | 2 | 1 | 7 | 0.7 |
| Team | | | | | | | | | | | 23 | 21 | 44 | | | | 5 | | | | | |
| Total | | 15 | 3150 | | 441-958 | .460 | 129-363 | .355 | 242-345 | .701 | 176 | 388 | 564 | 37.6 | 264 | 9 | 236 | 154 | 60 | 111 | 1253 | 83.5 |
| Opponents | | 15 | 3150 | | 403-950 | .424 | 114-395 | .289 | 190-260 | .731 | 186 | 370 | 556 | 37.1 | 283 | 2 | 194 | 205 | 49 | 77 | 1110 | 74.0 |

Team Statistics

| | VT | OPP |
|------------------------|----------------|----------------|
| Scoring | 1253 | 1110 |
| Points per game | 83.5 | 74.0 |
| Scoring margin | +9.5 | - |
| Field goals-att | 441-958 | 403-950 |
| Field goal pct | .460 | .424 |
| 3 point fg-att | 129-363 | 114-395 |
| 3-point FG pct | .355 | .289 |
| 3-pt FG made per game | 8.6 | 7.6 |
| Free throws-att | 242-345 | 190-260 |
| Free throw pct | .701 | .731 |
| F-Throws made per game | 16.1 | 12.7 |
| Rebounds | 564 | 556 |
| Rebounds per game | 37.6 | 37.1 |
| Rebounding margin | +0.5 | - |
| Assists | 236 | 194 |
| Assists per game | 15.7 | 12.9 |
| Turnovers | 154 | 205 |
| Turnovers per game | 10.3 | 13.7 |
| Turnover margin | +3.4 | - |
| Assist/turnover ratio | 1.5 | 0.9 |
| Steals | 111 | 77 |
| Steals per game | 7.4 | 5.1 |
| Blocks | 60 | 49 |
| Blocks per game | 4.0 | 3.3 |
| Winning streak | 0 | - |
| Home win streak | 9 | - |
| Attendance | 48941 | 19880 |
| Home games-Avg/Game | 9-5438 | 2-9940 |
| Neutral site-Avg/Game | - | 4-456 |

Team Results

| Date | Opponent | | Score | Att. |
|------------|----------------------|------|---------|-------|
| 11/03/2025 | Charleston So. | W | 98-67 | 4488 |
| 11/08/2025 | vs Providence | Wot | 107-101 | 0 |
| 11/12/2025 | Saint Joseph's | W | 94-59 | 5246 |
| 11/16/2025 | Charlotte | W | 84-76 | 5295 |
| 11/19/2025 | Bryant | W | 78-61 | 5539 |
| 11/26/2025 | vs Colorado St. | W | 66-64 | 1081 |
| 11/27/2025 | vs Saint Mary's (CA) | L | 66-77 | 258 |
| 11/28/2025 | vs VCU | L | 68-86 | 485 |
| 12/02/2025 | at South Carolina | Wot | 86-83 | 11420 |
| 12/06/2025 | George Mason | W | 73-62 | 6463 |
| 12/11/2025 | Western Caro. | W | 96-74 | 4288 |
| 12/14/2025 | UMES | W | 82-53 | 4317 |
| 12/20/2025 | Elon | Wot | 82-81 | 4380 |
| 12/31/2025 | Virginia | Wot3 | 95-85 | 8925 |
| 01/03/2026 | at Wake Forest | L | 78-81 | 8460 |



COMBINED TEAM STATS IN ACC PLAY



2025-26 Virginia Tech Men's Basketball Combined Team Statistics In Conference games

Page 1/1
as of Jan 03, 2026

Game Records

| Record | Overall | Home | Away | Neutral |
|----------------|---------|------|------|---------|
| ALL GAMES | 1-1 | 1-0 | 0-1 | 0-0 |
| CONFERENCE | 1-1 | 1-0 | 0-1 | 0-0 |
| NON-CONFERENCE | 0-0 | 0-0 | 0-0 | 0-0 |

Score by Periods

| Team | 1st | 2nd | OT | TOT |
|---------------|-----|-----|----|-----|
| Virginia Tech | 55 | 78 | 40 | 173 |
| Opponents | 60 | 76 | 30 | 166 |

Team Box Score

| No. | Player | | | | Total | | 3-Point | | F-Throw | | Rebounds | | | | | | | | | | | |
|-----------|-------------------|-------|-------|------|--------|------|----------|------|---------|------|----------|-----|-----|------|----|----|----|----|-----|-----|-----|------|
| | | GP-GS | MIN | AVG | FG-FGA | FG% | 3FG-3FGA | 3FG% | FT-FTA | FT% | OFF | DEF | TOT | AVG | PF | DQ | A | TO | BLK | STL | PTS | AVG |
| 3 | HAMMOND, Ben | 2-0 | 69:14 | 34.6 | 11-23 | .478 | 1-2 | .500 | 21-24 | .875 | 2 | 4 | 6 | 3.0 | 7 | 0 | 7 | 1 | 1 | 4 | 44 | 22.0 |
| 13 | HANSBERRY, Amani | 2-2 | 78:16 | 39.1 | 12-25 | .480 | 4-8 | .500 | 8-13 | .615 | 12 | 13 | 25 | 12.5 | 7 | 1 | 6 | 10 | 2 | 4 | 36 | 18.0 |
| 0 | BEDFORD, Jailen | 2-2 | 63:07 | 31.6 | 11-26 | .423 | 6-15 | .400 | 2-6 | .333 | 2 | 6 | 8 | 4.0 | 4 | 0 | 1 | 2 | 0 | 1 | 30 | 15.0 |
| 17 | AVDALAS, Neoklis | 2-2 | 83:21 | 41.7 | 7-26 | .269 | 4-15 | .267 | 7-10 | .700 | 0 | 9 | 9 | 4.5 | 1 | 0 | 11 | 12 | 1 | 1 | 25 | 12.5 |
| 32 | GURDAK, Christian | 2-2 | 73:14 | 36.6 | 8-13 | .615 | 0-0 | .000 | 7-11 | .636 | 8 | 17 | 25 | 12.5 | 4 | 0 | 1 | 4 | 0 | 0 | 23 | 11.5 |
| 2 | SCHUTT, Jaden | 2-2 | 64:07 | 32.1 | 4-17 | .235 | 4-14 | .286 | 0-0 | .000 | 0 | 6 | 6 | 3.0 | 7 | 0 | 1 | 2 | 0 | 2 | 12 | 6.0 |
| 5 | JONES, Sin'Cere | 2-0 | 29:58 | 15.0 | 1-5 | .200 | 0-4 | .000 | 1-2 | .500 | 1 | 3 | 4 | 2.0 | 4 | 0 | 0 | 0 | 1 | 1 | 3 | 1.5 |
| 4 | PASHA, Izaiah | 2-0 | 13:43 | 6.9 | 0-0 | .000 | 0-0 | .000 | 0-0 | .000 | 0 | 1 | 1 | 0.5 | 1 | 0 | 0 | 1 | 2 | 0 | 0 | 0.0 |
| Team | | | | | | | | | | | 3 | 6 | 9 | | | | | 1 | | | | |
| Total | | 2 | 475 | | 54-135 | .400 | 19-58 | .328 | 46-66 | .697 | 28 | 65 | 93 | 46.5 | 35 | 1 | 27 | 33 | 7 | 13 | 173 | 86.5 |
| Opponents | | 2 | 475 | | 62-156 | .397 | 17-69 | .246 | 25-31 | .806 | 30 | 58 | 88 | 44.0 | 48 | 2 | 29 | 28 | 8 | 19 | 166 | 83.0 |

Team Statistics

| | VT | OPP |
|------------------------|---------------|---------------|
| Scoring | 173 | 166 |
| Points per game | 86.5 | 83.0 |
| Scoring margin | +3.5 | - |
| Field goals-att | 54-135 | 62-156 |
| Field goal pct | .400 | .397 |
| 3 point fg-att | 19-58 | 17-69 |
| 3-point FG pct | .328 | .246 |
| 3-pt FG made per game | 9.5 | 8.5 |
| Free throws-att | 46-66 | 25-31 |
| Free throw pct | .697 | .806 |
| F-Throws made per game | 23.0 | 12.5 |
| Rebounds | 93 | 88 |
| Rebounds per game | 46.5 | 44.0 |
| Rebounding margin | +2.5 | - |
| Assists | 27 | 29 |
| Assists per game | 13.5 | 14.5 |
| Turnovers | 33 | 28 |
| Turnovers per game | 16.5 | 14.0 |
| Turnover margin | -2.5 | - |
| Assist/turnover ratio | 0.8 | 1.0 |
| Steals | 13 | 19 |
| Steals per game | 6.5 | 9.5 |
| Blocks | 7 | 8 |
| Blocks per game | 3.5 | 4.0 |
| Winning streak | 0 | - |
| Home win streak | 1 | - |
| Attendance | 8925 | 8460 |
| Home games-Avg/Game | 1-8925 | 1-8460 |
| Neutral site-Avg/Game | - | 0-0 |

Team Results

| Date | Opponent | | Score | Att. |
|------------|----------------|------|-------|------|
| 12/31/2025 | Virginia | Wot3 | 95-85 | 8925 |
| 01/03/2026 | at Wake Forest | L | 78-81 | 8460 |



TEAM GAME-BY-GAME



2025-26 Virginia Tech Men's Basketball Team Game-by-Game All games

Page 1/1
as of Jan 03, 2026

| Opponent | Date | Score | | Total | | 3-Pointers | | Free throws | | Rebounds | | | | PF | A | TO | BLK | STL | PTS | AVG |
|----------------------|------------|-------------|------|----------------|-------------|----------------|-------------|----------------|-------------|------------|------------|------------|-------------|------------|------------|------------|-----------|------------|-------------|-------------|
| | | | | FG-FGA | PCT | 3FG-3FGA | PCT | FT-FTA | PCT | OFF | DEF | TOT | AVG | | | | | | | |
| Charleston So. | 11/03/2025 | 98-67 | W | 35-76 | .461 | 9-28 | .321 | 19-27 | .704 | 18 | 36 | 54 | 54.0 | 16 | 19 | 7 | 6 | 6 | 98 | 98.0 |
| vs Providence | 11/08/2025 | 107-101 | Wot | 40-79 | .506 | 12-28 | .429 | 15-22 | .682 | 12 | 30 | 42 | 48.0 | 22 | 16 | 11 | 7 | 10 | 107 | 102.5 |
| Saint Joseph's | 11/12/2025 | 94-59 | W | 38-73 | .521 | 11-27 | .407 | 7-12 | .583 | 12 | 28 | 40 | 45.3 | 9 | 23 | 7 | 5 | 12 | 94 | 99.7 |
| Charlotte | 11/16/2025 | 84-76 | W | 22-60 | .367 | 10-29 | .345 | 30-36 | .833 | 16 | 23 | 39 | 43.8 | 21 | 16 | 6 | 5 | 4 | 84 | 95.8 |
| Bryant | 11/19/2025 | 78-61 | W | 30-58 | .517 | 4-16 | .250 | 14-24 | .583 | 11 | 27 | 38 | 42.6 | 17 | 14 | 10 | 1 | 6 | 78 | 92.2 |
| vs Colorado St. | 11/26/2025 | 66-64 | W | 23-51 | .451 | 7-22 | .318 | 13-16 | .813 | 5 | 23 | 28 | 40.2 | 12 | 10 | 8 | 3 | 5 | 66 | 87.8 |
| vs Saint Mary's (CA) | 11/27/2025 | 66-77 | L | 21-68 | .309 | 7-30 | .233 | 17-20 | .850 | 18 | 16 | 34 | 39.3 | 20 | 11 | 9 | 1 | 9 | 66 | 84.7 |
| vs VCU | 11/28/2025 | 68-86 | L | 24-54 | .444 | 7-16 | .438 | 13-23 | .565 | 8 | 20 | 28 | 37.9 | 20 | 14 | 13 | 4 | 10 | 68 | 82.6 |
| at South Carolina | 12/02/2025 | 86-83 | Wot | 33-66 | .500 | 6-20 | .300 | 14-21 | .667 | 6 | 31 | 37 | 37.8 | 24 | 18 | 9 | 2 | 3 | 86 | 83.0 |
| George Mason | 12/06/2025 | 73-62 | W | 27-57 | .474 | 9-25 | .360 | 10-13 | .769 | 8 | 19 | 27 | 36.7 | 13 | 16 | 9 | 4 | 8 | 73 | 82.0 |
| Western Caro. | 12/11/2025 | 96-74 | W | 34-64 | .531 | 13-27 | .481 | 15-23 | .652 | 11 | 25 | 36 | 36.6 | 22 | 15 | 11 | 8 | 8 | 96 | 83.3 |
| UMES | 12/14/2025 | 82-53 | W | 31-57 | .544 | 11-24 | .458 | 9-13 | .692 | 5 | 27 | 32 | 36.3 | 16 | 24 | 8 | 2 | 10 | 82 | 83.2 |
| Elon | 12/20/2025 | 82-81 | Wot | 29-60 | .483 | 4-13 | .308 | 20-29 | .690 | 18 | 18 | 36 | 36.2 | 17 | 13 | 13 | 5 | 7 | 82 | 83.1 |
| Virginia | 12/31/2025 | 95-85 | Wot3 | 29-82 | .354 | 9-28 | .321 | 28-41 | .683 | 20 | 40 | 60 | 37.9 | 16 | 12 | 14 | 5 | 7 | 95 | 83.9 |
| at Wake Forest | 01/03/2026 | 78-81 | L | 25-53 | .472 | 10-30 | .333 | 18-25 | .720 | 8 | 25 | 33 | 37.6 | 19 | 15 | 19 | 2 | 6 | 78 | 83.5 |
| Total | | 1253 | | 441-958 | .460 | 129-363 | .355 | 242-345 | .701 | 176 | 388 | 564 | 37.6 | 264 | 236 | 154 | 60 | 111 | 1253 | 83.5 |
| Opponents | | 1110 | | 403-950 | .424 | 114-395 | .289 | 190-260 | .731 | 186 | 370 | 556 | 37.1 | 283 | 194 | 205 | 49 | 77 | 1110 | 74.0 |

Virginia Tech Averages

| Games Played | Points/game | FG Pct | 3FG Pct | FT Pct | Rebounds/game | Assists/game | Turnovers/game | Assist/Turnover ratio | Steals/game | Blocks/game |
|--------------|-------------|--------|---------|--------|---------------|--------------|----------------|-----------------------|-------------|-------------|
| 15 | 83.5 | 46.0 | 35.5 | 70.1 | 37.6 | 15.7 | 10.3 | 1.5 | 7.4 | 4.0 |

OPPONENT GAME-BY-GAME



2025-26 Virginia Tech Men's Basketball Opponents Game-by-Game All games

Page 1/1
as of Jan 03, 2026

| Opponent | Date | Score | | Total | | 3-Pointers | | Free throws | | Rebounds | | | | PF | A | TO | BLK | STL | PTS | AVG |
|----------------------|------------|-------------|------|----------------|-------------|----------------|-------------|----------------|-------------|------------|------------|------------|-------------|------------|------------|------------|-----------|-----------|-------------|-------------|
| | | | | FG-FGA | PCT | 3FG-3FGA | PCT | FT-FTA | PCT | OFF | DEF | TOT | AVG | | | | | | | |
| Charleston So. | 11/03/2025 | 98-67 | W | 23-71 | .324 | 11-31 | .355 | 10-15 | .667 | 15 | 26 | 41 | 41.0 | 23 | 19 | 15 | 1 | 5 | 67 | 67.0 |
| vs Providence | 11/08/2025 | 107-101 | Wot | 34-76 | .447 | 11-33 | .333 | 22-25 | .880 | 12 | 31 | 43 | 42.0 | 19 | 10 | 14 | 6 | 8 | 101 | 84.0 |
| Saint Joseph's | 11/12/2025 | 94-59 | W | 25-67 | .373 | 5-28 | .179 | 4-5 | .800 | 14 | 25 | 39 | 41.0 | 12 | 11 | 19 | 5 | 2 | 59 | 75.7 |
| Charlotte | 11/16/2025 | 84-76 | W | 27-63 | .429 | 7-23 | .304 | 15-24 | .625 | 17 | 25 | 42 | 41.3 | 25 | 10 | 8 | 5 | 1 | 76 | 75.8 |
| Bryant | 11/19/2025 | 78-61 | W | 22-52 | .423 | 5-27 | .185 | 12-16 | .750 | 4 | 20 | 24 | 37.8 | 19 | 13 | 14 | 4 | 3 | 61 | 72.8 |
| vs Colorado St. | 11/26/2025 | 66-64 | W | 27-59 | .458 | 4-19 | .211 | 6-8 | .750 | 11 | 24 | 35 | 37.3 | 14 | 16 | 11 | 0 | 5 | 64 | 71.3 |
| vs Saint Mary's (CA) | 11/27/2025 | 66-77 | L | 28-54 | .519 | 6-17 | .353 | 15-19 | .789 | 11 | 28 | 39 | 37.6 | 18 | 12 | 15 | 6 | 4 | 77 | 72.1 |
| vs VCU | 11/28/2025 | 68-86 | L | 30-57 | .526 | 11-21 | .524 | 15-22 | .682 | 10 | 26 | 36 | 37.4 | 16 | 13 | 14 | 3 | 8 | 86 | 73.9 |
| at South Carolina | 12/02/2025 | 86-83 | Wot | 27-60 | .450 | 8-29 | .276 | 21-28 | .750 | 5 | 23 | 28 | 36.3 | 17 | 11 | 8 | 3 | 4 | 83 | 74.9 |
| George Mason | 12/06/2025 | 73-62 | W | 22-55 | .400 | 7-21 | .333 | 11-14 | .786 | 13 | 23 | 36 | 36.3 | 11 | 13 | 16 | 1 | 3 | 62 | 73.6 |
| Western Caro. | 12/11/2025 | 96-74 | W | 24-57 | .421 | 8-20 | .400 | 18-30 | .600 | 15 | 19 | 34 | 36.1 | 20 | 12 | 14 | 1 | 7 | 74 | 73.6 |
| UMES | 12/14/2025 | 82-53 | W | 21-57 | .368 | 4-27 | .148 | 7-12 | .583 | 13 | 23 | 36 | 36.1 | 12 | 11 | 14 | 2 | 4 | 53 | 71.9 |
| Elon | 12/20/2025 | 82-81 | Wot | 31-66 | .470 | 10-30 | .333 | 9-11 | .818 | 16 | 19 | 35 | 36.0 | 29 | 14 | 15 | 4 | 4 | 81 | 72.6 |
| Virginia | 12/31/2025 | 95-85 | Wot3 | 32-89 | .360 | 10-45 | .222 | 11-15 | .733 | 17 | 37 | 54 | 37.3 | 27 | 15 | 17 | 7 | 9 | 85 | 73.5 |
| at Wake Forest | 01/03/2026 | 78-81 | L | 30-67 | .448 | 7-24 | .292 | 14-16 | .875 | 13 | 21 | 34 | 37.1 | 21 | 14 | 11 | 1 | 10 | 81 | 74.0 |
| Total | | 1110 | | 403-950 | .424 | 114-395 | .289 | 190-260 | .731 | 186 | 370 | 556 | 37.1 | 283 | 194 | 205 | 49 | 77 | 1110 | 74.0 |
| Virginia Tech | | 1253 | | 441-958 | .460 | 129-363 | .355 | 242-345 | .701 | 176 | 388 | 564 | 37.6 | 264 | 236 | 154 | 60 | 111 | 1253 | 83.5 |

Opponents Averages

| Games Played | Points/game | FG Pct | 3FG Pct | FT Pct | Rebounds/game | Assists/game | Turnovers/game | Assist/Turnover ratio | Steals/game | Blocks/game |
|--------------|-------------|--------|---------|--------|---------------|--------------|----------------|-----------------------|-------------|-------------|
| 15 | 74.0 | 42.4 | 28.9 | 73.1 | 37.1 | 12.9 | 13.7 | 0.9 | 5.1 | 3.3 |

TEAM GAME HIGHS



2025-26 Virginia Tech Men's Basketball Team High/Low Analysis All games

Page 1/4
as of Jan 03, 2026

Virginia Tech - Game Highs

| | | | |
|------------------------------|------|---------|---------------------------------------|
| POINTS | 107 | | vs Providence (N) (11/08/2025) |
| | 98 | | Charleston So. (11/03/2025) |
| | 96 | | Western Caro. (12/11/2025) |
| | 95 | | Virginia (12/31/2025) |
| | 94 | | Saint Joseph's (11/12/2025) |
| FIELD GOALS MADE | 40 | | vs Providence (N) (11/08/2025) |
| | 38 | | Saint Joseph's (11/12/2025) |
| FIELD GOAL ATTEMPTS | 82 | | Virginia (12/31/2025) |
| | 79 | | vs Providence (N) (11/08/2025) |
| FIELD GOAL PERCENTAGE | .544 | (31-57) | UMES (12/14/2025) |
| | .531 | (34-64) | Western Caro. (12/11/2025) |
| 3 PT FG MADE | 13 | | Western Caro. (12/11/2025) |
| | 12 | | vs Providence (N) (11/08/2025) |
| 3 PT FG ATTEMPTS | 30 | | at Wake Forest (01/03/2026) |
| | 30 | | vs Saint Mary's (CA) (N) (11/27/2025) |
| 3 PT FG PERCENTAGE | .481 | (13-27) | Western Caro. (12/11/2025) |
| | .458 | (11-24) | UMES (12/14/2025) |
| FREE THROWS MADE | 30 | | Charlotte (11/16/2025) |
| | 28 | | Virginia (12/31/2025) |
| FREE THROW ATTEMPTS | 41 | | Virginia (12/31/2025) |
| | 36 | | Charlotte (11/16/2025) |
| FREE THROW PERCENTAGE | .850 | (17-20) | vs Saint Mary's (CA) (N) (11/27/2025) |
| | .833 | (30-36) | Charlotte (11/16/2025) |
| REBOUNDS | 60 | | Virginia (12/31/2025) |
| | 54 | | Charleston So. (11/03/2025) |
| ASSISTS | 24 | | UMES (12/14/2025) |
| | 23 | | Saint Joseph's (11/12/2025) |
| STEALS | 12 | | Saint Joseph's (11/12/2025) |
| | 10 | | UMES (12/14/2025) |
| | 10 | | vs VCU (N) (11/28/2025) |
| | 10 | | vs Providence (N) (11/08/2025) |
| BLOCKED SHOTS | 8 | | Western Caro. (12/11/2025) |
| | 7 | | vs Providence (N) (11/08/2025) |
| TURNOVERS | 19 | | at Wake Forest (01/03/2026) |
| | 14 | | Virginia (12/31/2025) |
| FOULS | 24 | | at South Carolina (12/02/2025) |
| | 22 | | Western Caro. (12/11/2025) |
| | 22 | | vs Providence (N) (11/08/2025) |

OPPONENT GAME HIGHS



2025-26 Virginia Tech Men's Basketball Team High/Low Analysis All games

Page 2/4
as of Jan 03, 2026

Opponent - Game Highs

| | | |
|------------------------------|--------------|---------------------------------------|
| POINTS | 101 | vs Providence (N) (11/08/2025) |
| | 86 | vs VCU (N) (11/28/2025) |
| | 85 | Virginia (12/31/2025) |
| | 83 | at South Carolina (12/02/2025) |
| | 81 | at Wake Forest (01/03/2026) |
| | 81 | Elon (12/20/2025) |
| FIELD GOALS MADE | 34 | vs Providence (N) (11/08/2025) |
| | 32 | Virginia (12/31/2025) |
| FIELD GOAL ATTEMPTS | 89 | Virginia (12/31/2025) |
| | 76 | vs Providence (N) (11/08/2025) |
| FIELD GOAL PERCENTAGE | .526 (30-57) | vs VCU (N) (11/28/2025) |
| | .519 (28-54) | vs Saint Mary's (CA) (N) (11/27/2025) |
| 3 PT FG MADE | 11 | vs VCU (N) (11/28/2025) |
| | 11 | vs Providence (N) (11/08/2025) |
| | 11 | Charleston So. (11/03/2025) |
| 3 PT FG ATTEMPTS | 45 | Virginia (12/31/2025) |
| | 33 | vs Providence (N) (11/08/2025) |
| 3 PT FG PERCENTAGE | .524 (11-21) | vs VCU (N) (11/28/2025) |
| | .400 (8-20) | Western Caro. (12/11/2025) |
| FREE THROWS MADE | 22 | vs Providence (N) (11/08/2025) |
| | 21 | at South Carolina (12/02/2025) |
| FREE THROW ATTEMPTS | 30 | Western Caro. (12/11/2025) |
| | 28 | at South Carolina (12/02/2025) |
| FREE THROW PERCENTAGE | .880 (22-25) | vs Providence (N) (11/08/2025) |
| | .875 (14-16) | at Wake Forest (01/03/2026) |
| REBOUNDS | 54 | Virginia (12/31/2025) |
| | 43 | vs Providence (N) (11/08/2025) |
| ASSISTS | 19 | Charleston So. (11/03/2025) |
| | 16 | vs Colorado St. (N) (11/26/2025) |
| STEALS | 10 | at Wake Forest (01/03/2026) |
| | 9 | Virginia (12/31/2025) |
| BLOCKED SHOTS | 7 | Virginia (12/31/2025) |
| | 6 | vs Saint Mary's (CA) (N) (11/27/2025) |
| | 6 | vs Providence (N) (11/08/2025) |
| TURNOVERS | 19 | Saint Joseph's (11/12/2025) |
| | 17 | Virginia (12/31/2025) |
| FOULS | 29 | Elon (12/20/2025) |
| | 27 | Virginia (12/31/2025) |



2025-26 Virginia Tech Men's Basketball
Team High/Low Analysis
All games

Page 3/4
as of Jan 03, 2026

Virginia Tech - Game Lows

| | | |
|------------------------------|--------------|---------------------------------------|
| POINTS | 66 | vs Saint Mary's (CA) (N) (11/27/2025) |
| | 66 | vs Colorado St. (N) (11/26/2025) |
| | 68 | vs VCU (N) (11/28/2025) |
| | 73 | George Mason (12/06/2025) |
| | 78 | at Wake Forest (01/03/2026) |
| | 78 | Bryant (11/19/2025) |
| FIELD GOALS MADE | 21 | vs Saint Mary's (CA) (N) (11/27/2025) |
| | 22 | Charlotte (11/16/2025) |
| FIELD GOAL ATTEMPTS | 51 | vs Colorado St. (N) (11/26/2025) |
| | 53 | at Wake Forest (01/03/2026) |
| FIELD GOAL PERCENTAGE | .309 (21-68) | vs Saint Mary's (CA) (N) (11/27/2025) |
| | .354 (29-82) | Virginia (12/31/2025) |
| 3 PT FG MADE | 4 | Elon (12/20/2025) |
| | 4 | Bryant (11/19/2025) |
| 3 PT FG ATTEMPTS | 13 | Elon (12/20/2025) |
| | 16 | vs VCU (N) (11/28/2025) |
| | 16 | Bryant (11/19/2025) |
| 3 PT FG PERCENTAGE | .233 (7-30) | vs Saint Mary's (CA) (N) (11/27/2025) |
| | .250 (4-16) | Bryant (11/19/2025) |
| FREE THROWS MADE | 7 | Saint Joseph's (11/12/2025) |
| | 9 | UMES (12/14/2025) |
| FREE THROW ATTEMPTS | 12 | Saint Joseph's (11/12/2025) |
| | 13 | UMES (12/14/2025) |
| | 13 | George Mason (12/06/2025) |
| FREE THROW PERCENTAGE | .565 (13-23) | vs VCU (N) (11/28/2025) |
| | .583 (14-24) | Bryant (11/19/2025) |
| | .583 (7-12) | Saint Joseph's (11/12/2025) |
| REBOUNDS | 27 | George Mason (12/06/2025) |
| | 28 | vs VCU (N) (11/28/2025) |
| | 28 | vs Colorado St. (N) (11/26/2025) |
| ASSISTS | 10 | vs Colorado St. (N) (11/26/2025) |
| | 11 | vs Saint Mary's (CA) (N) (11/27/2025) |
| STEALS | 3 | at South Carolina (12/02/2025) |
| | 4 | Charlotte (11/16/2025) |
| BLOCKED SHOTS | 1 | vs Saint Mary's (CA) (N) (11/27/2025) |
| | 1 | Bryant (11/19/2025) |
| TURNOVERS | 6 | Charlotte (11/16/2025) |
| | 7 | Saint Joseph's (11/12/2025) |
| | 7 | Charleston So. (11/03/2025) |
| FOULS | 9 | Saint Joseph's (11/12/2025) |
| | 12 | vs Colorado St. (N) (11/26/2025) |

OPPONENT GAME LOWS



2025-26 Virginia Tech Men's Basketball Team High/Low Analysis All games

Page 4/4
as of Jan 03, 2026

Opponent - Game Lows

| | | |
|------------------------------|--------------|---------------------------------------|
| POINTS | 53 | UMES (12/14/2025) |
| | 59 | Saint Joseph's (11/12/2025) |
| | 61 | Bryant (11/19/2025) |
| | 62 | George Mason (12/06/2025) |
| | 64 | vs Colorado St. (N) (11/26/2025) |
| FIELD GOALS MADE | 21 | UMES (12/14/2025) |
| | 22 | George Mason (12/06/2025) |
| | 22 | Bryant (11/19/2025) |
| FIELD GOAL ATTEMPTS | 52 | Bryant (11/19/2025) |
| | 54 | vs Saint Mary's (CA) (N) (11/27/2025) |
| FIELD GOAL PERCENTAGE | .324 (23-71) | Charleston So. (11/03/2025) |
| | .360 (32-89) | Virginia (12/31/2025) |
| 3 PT FG MADE | 4 | UMES (12/14/2025) |
| | 4 | vs Colorado St. (N) (11/26/2025) |
| 3 PT FG ATTEMPTS | 17 | vs Saint Mary's (CA) (N) (11/27/2025) |
| | 19 | vs Colorado St. (N) (11/26/2025) |
| 3 PT FG PERCENTAGE | .148 (4-27) | UMES (12/14/2025) |
| | .179 (5-28) | Saint Joseph's (11/12/2025) |
| FREE THROWS MADE | 4 | Saint Joseph's (11/12/2025) |
| | 6 | vs Colorado St. (N) (11/26/2025) |
| FREE THROW ATTEMPTS | 5 | Saint Joseph's (11/12/2025) |
| | 8 | vs Colorado St. (N) (11/26/2025) |
| FREE THROW PERCENTAGE | .583 (7-12) | UMES (12/14/2025) |
| | .600 (18-30) | Western Caro. (12/11/2025) |
| REBOUNDS | 24 | Bryant (11/19/2025) |
| | 28 | at South Carolina (12/02/2025) |
| ASSISTS | 10 | Charlotte (11/16/2025) |
| | 10 | vs Providence (N) (11/08/2025) |
| STEALS | 1 | Charlotte (11/16/2025) |
| | 2 | Saint Joseph's (11/12/2025) |
| BLOCKED SHOTS | 0 | vs Colorado St. (N) (11/26/2025) |
| | 1 | at Wake Forest (01/03/2026) |
| | 1 | Western Caro. (12/11/2025) |
| | 1 | George Mason (12/06/2025) |
| | 1 | Charleston So. (11/03/2025) |
| TURNOVERS | 8 | at South Carolina (12/02/2025) |
| | 8 | Charlotte (11/16/2025) |
| FOULS | 11 | George Mason (12/06/2025) |
| | 12 | UMES (12/14/2025) |
| | 12 | Saint Joseph's (11/12/2025) |



GAME-BY-GAME STARTERS

| OPPONENT | RESULT | GUARD | GUARD | GUARD | FORWARD | FORWARD/CENTER |
|------------------------|-----------------|---------|---------|---------|-----------|----------------|
| Charleston Southern | W, 98-67 | Avdalas | Bedford | Johnson | Lawal | Hansberry |
| vs. Providence | W, 107-101 (OT) | Avdalas | Bedford | Johnson | Lawal | Hansberry |
| Saint Joseph's | W, 94-59 | Avdalas | Bedford | Johnson | Lawal | Hansberry |
| Charlotte | W, 84-76 | Avdalas | Bedford | Johnson | Lawal | Hansberry |
| Bryant | W, 78-61 | Avdalas | Bedford | Johnson | Lawal | Dorn |
| vs. Colorado State | W, 66-64 | Avdalas | Bedford | Johnson | Lawal | Hansberry |
| vs. Saint Mary's | L, 66-77 | Avdalas | Hammond | Bedford | Johnson | Hansberry |
| vs. VCU | L, 68-86 | Avdalas | Hammond | Bedford | Johnson | Hansberry |
| at South Carolina | W, 86-83 (OT) | Avdalas | Bedford | Johnson | Hansberry | Dorn |
| George Mason | W, 73-62 | Avdalas | Bedford | Johnson | Hansberry | Dorn |
| Western Carolina | W, 96-74 | Avdalas | Bedford | Johnson | Hansberry | Dorn |
| Maryland Eastern Shore | W, 82-53 | Avdalas | Schutt | Johnson | Hansberry | Dorn |
| Elon | W, 82-81 (OT) | Hammond | Bedford | Johnson | Hansberry | Gurdak |
| vs. No. 21 Virginia* | W, 95-85 (3OT) | Avdalas | Bedford | Schutt | Hansberry | Gurdak |
| at Wake Forest | L, 78-81 | Avdalas | Bedford | Schutt | Hansberry | Gurdak |

GAME-BY-GAME STAT LEADERS

| OPPONENT | RESULT | POINTS | REBOUNDS | ASSISTS | STEALS | BLOCKS | MINUTES | +/- |
|------------------------|-----------------|------------------------|----------------|-----------------------|---------------------|---------------------|-------------------|------------------------|
| Charleston Southern | W, 98-67 | Lawal (20) | Hansberry (13) | Avdalas (9) | Hansberry (2) | Lawal/Avdalas (2) | Lawal (28:54) | Avdalas (+27) |
| vs. Providence | W, 107-101 (OT) | Avdalas (33) | Lawal (13) | Avdalas (6) | Johnson (3) | Lawal/Hansberry (2) | Hansberry (39:02) | Hansberry (+14) |
| Saint Joseph's | W, 94-59 | Hansberry (19) | Lawal (7) | Avdalas (7) | Johnson/Hammond (3) | Lawal/Avdalas (2) | Johnson (27:08) | Hansberry (+32) |
| Charlotte | W, 84-76 | Bedford (21) | Lawal (15) | Hansberry/Hammond (3) | Multiple (1) | Lawal (3) | Lawal (36:41) | Johnson (+20) |
| Bryant | W, 78-61 | Lawal (18) | Lawal (13) | Hammond (6) | Hammond (3) | Lawal (1) | Lawal (34:49) | Schutt (+22) |
| vs. Colorado State | W, 66-64 | Bedford (17) | Johnson (12) | Hansberry/Hammond (3) | Johnson (2) | Johnson (2) | Johnson (33:59) | Hammond (+10) |
| vs. Saint Mary's | L, 66-77 | Hansberry (18) | Hansberry (10) | Hammond (6) | Hammond (3) | Hansberry (1) | Hammond (36:26) | Dorn (+6) |
| vs. VCU | L, 68-86 | Hansberry/Johnson (16) | Dorn (5) | Hammond/Avdalas (5) | Hammond (3) | Hansberry (2) | Hammond (36:25) | Pasha (+4) |
| at South Carolina | W, 86-83 (OT) | Hansberry (22) | Hansberry (14) | Avdalas (8) | Hammond (2) | Hansberry (2) | Hansberry (38:38) | Dorn (+16) |
| George Mason | W, 73-62 | Schutt (18) | Hansberry (7) | Hansberry/Avdalas (6) | Hansberry (3) | Gurdak (2) | Johnson (35:15) | Avdalas/Schutt (+14) |
| Western Carolina | W, 96-74 | Avdalas (30) | Gurdak (7) | Hansberry (6) | Hansberry (4) | Multiple (2) | Johnson (33:29) | Johnson/Avdalas (+19) |
| Maryland Eastern Shore | W, 82-53 | Avdalas (16) | Hansberry (9) | Avdalas (7) | Johnson/Avdalas (3) | Johnson/Gurdak (1) | Johnson (30:16) | Pasha (+24) |
| Elon | W, 82-81 (OT) | Hansberry (20) | Hansberry (14) | Multiple (3) | Multiple (2) | Pasha (2) | Hammond (43:48) | Hansberry/Hammond (+8) |
| vs. No. 21 Virginia* | W, 95-85 (3OT) | Hammond (30) | Gurdak (19) | Hammond (5) | Multiple (2) | Hansberry (2) | Hansberry (50:46) | Schutt (+28) |
| at Wake Forest | L, 78-81 | Bedford (25) | Hansberry (10) | Avdalas (7) | Multiple (2) | Pasha/Jones (1) | Bedford (34:44) | Hammond (+10) |

SEASON BOX SCORES

GAME 1: VS. CHARLESTON SOUTHERN (W, 98-67)



Official Basketball Box Score - Final
Charleston Southern at Virginia Tech
11/03/25 Cassell Coliseum, Blacksburg, Va.
2025-26 Men's Basketball

Game Time: 7:01 PM
Game Duration: 2:06
Attendance: 4,488

Officials: Sean Hull, Justin Porterfield, Ian McDierry

Charleston Southern - 67 Record: 0-1

| NO. | Name | Min | FG M-A | 3P M-A | FT M-A | Rebounds OR DR TOT | Fouls PF | TP | AS | TO | ST | Blocks BS BA | +/- |
|--------|-------------------|---------|-----------|-----------|-----------|-----------------------|-------------|----|----|----|----|-----------------|-----|
| 12 | Jesse Hafemeister | F 13:16 | 2-4 | 2-4 | 0-0 | 0 2 2 | 4 0 | 6 | 1 | 2 | 0 | 0 0 | -18 |
| 34 | Lase Olesire | F 20:38 | 2-4 | 0-0 | 0-1 | 1 2 3 | 4 2 | 4 | 3 | 2 | 0 | 1 0 | -20 |
| 0 | Armat Carraway | G 16:33 | 0-4 | 0-3 | 0-0 | 0 1 1 | 0 1 | 0 | 0 | 0 | 0 | 0 0 | -26 |
| 8 | Luke Williams | G 35:45 | 2-10 | 1-5 | 0-0 | 1 0 0 | 0 1 | 0 | 5 | 5 | 3 | 1 0 | -21 |
| 11 | Brycen Blaine | G 33:31 | 7-21 | 6-12 | 2-3 | 1 7 8 | 4 4 | 22 | 1 | 1 | 0 | 0 2 | -31 |
| 23 | Reis Jones | 19:22 | 6-7 | 0-0 | 3-4 | 3 2 5 | 3 4 | 15 | 3 | 2 | 1 | 0 0 | -11 |
| 1 | A'ahn Sumler | 23:38 | 4-15 | 2-4 | 3-5 | 4 5 9 | 3 3 | 13 | 2 | 2 | 1 | 0 2 | -7 |
| 4 | Trent Coleman | 09:04 | 0-2 | 0-1 | 0-0 | 2 0 2 | 1 0 | 0 | 0 | 0 | 0 | 0 0 | -2 |
| 2 | Jaquias Franklin | 11:00 | 0-1 | 0-1 | 2-2 | 2 2 2 | 1 2 | 4 | 0 | 1 | 0 | 0 0 | -9 |
| 7 | Nate Brafford | 17:13 | 0-3 | 0-1 | 0-0 | 1 2 3 | 1 1 | 0 | 0 | 2 | 1 | 0 1 | -10 |
| Team | | | | | | 3 3 6 | 0 0 | 0 | 1 | | | | |
| Totals | | | 23-71 | 11-31 | 10-15 | 15 26 41 | 23 16 | 67 | 19 | 15 | 5 | 1 6 | -31 |

Major Fouls: NONE

| Shooting By Period | | |
|---------------------|-------|-------|
| 1 st FG% | 14-35 | 40.0% |
| 3PT% | 8-15 | 53.3% |
| FT% | 2-4 | 50% |
| 2 nd FG% | 9-36 | 25.0% |
| 3PT% | 3-16 | 18.8% |
| FT% | 8-11 | 72.7% |
| GM FG% | 23-71 | 32.4% |
| 3PT% | 11-31 | 35.5% |
| FT% | 10-15 | 66.7% |

Dead Ball Rebounds: 2.1

Virginia Tech - 98 Record: 1-0

| NO. | Name | Min | FG M-A | 3P M-A | FT M-A | Rebounds OR DR TOT | Fouls PF | TP | AS | TO | ST | Blocks BS BA | +/- |
|--------|------------------|---------|-----------|-----------|-----------|-----------------------|-------------|----|----|----|----|-----------------|-----|
| 1 | Tobi Lawal | F 28:54 | 5-10 | 0-2 | 10-12 | 4 8 12 | 2 9 | 20 | 0 | 1 | 0 | 2 0 | 23 |
| 13 | Amari Hansberry | F 20:49 | 8-16 | 3-9 | 0-0 | 3 10 13 | 3 1 | 19 | 1 | 2 | 2 | 1 0 | 15 |
| 0 | Jailen Bedford | G 18:02 | 5-10 | 1-1 | 2-2 | 2 3 5 | 3 2 | 13 | 0 | 0 | 0 | 0 0 | 19 |
| 10 | Tyler Johnson | G 24:29 | 4-5 | 1-2 | 0-0 | 3 3 6 | 4 0 | 9 | 5 | 1 | 0 | 0 0 | 26 |
| 17 | Neoklis Avdalas | G 28:44 | 3-13 | 1-6 | 1-3 | 0 3 3 | 1 3 | 8 | 9 | 1 | 0 | 2 0 | 27 |
| 2 | Jaden Schutt | 24:40 | 2-7 | 2-5 | 0-0 | 0 3 3 | 3 0 | 6 | 1 | 0 | 1 | 0 0 | 19 |
| 3 | Ben Hammond | 23:35 | 3-8 | 1-3 | 2-4 | 0 1 1 | 0 2 | 9 | 3 | 0 | 1 | 0 1 | 13 |
| 32 | Christian Gurdak | 15:37 | 2-3 | 0-0 | 4-4 | 2 3 5 | 0 5 | 8 | 0 | 0 | 1 | 1 0 | 14 |
| 4 | Izaiah Pasha | 12:24 | 3-4 | 0-0 | 0-2 | 0 0 0 | 1 0 | 0 | 2 | 1 | 0 | 0 0 | 1 |
| 5 | Sir'Cere Jones | 02:47 | 0-0 | 0-0 | 0-0 | 0 1 1 | 0 0 | 0 | 0 | 0 | 0 | 0 0 | -2 |
| Team | | | | | | 4 1 5 | 0 0 | 0 | | | | | |
| Totals | | | 35-76 | 9-28 | 19-27 | 18 36 54 | 16 23 | 98 | 19 | 7 | 6 | 1 6 | 31 |

Major Fouls: NONE

| | CSU | VT | | | | |
|------------------|---------------------------|----------------------------|--------------------------|-----|-----|-----|
| Biggest lead | 5 (1 st 13:10) | 36 (2 nd 0:45) | Points from Turnovers | CSU | VT | |
| Best Scoring Run | 8 (1 st 13:10) | 19 (2 nd 11:53) | Paint | 22 | 42 | |
| Lead Changes | 5 | | Second Chance | 8 | 25 | |
| Times Tied | 4 | | Fast Breaks | 2 | 9 | |
| Time with Lead | 04:44 | 31:56 | Bench | 30 | 29 | |
| | | | Period by Period Scoring | | | |
| | | | | 1st | 2nd | TOT |
| | | | CSU | 38 | 29 | 67 |
| | | | VT | 42 | 56 | 98 |

GAME 3: VS. SAINT JOSEPH'S (W, 94-59)



Official Basketball Box Score - Final
Saint Joseph's at Virginia Tech
11/12/25 Cassell Coliseum, Blacksburg, Va.
2025-26 Men's Basketball

Game Time: 7:01 PM
Game Duration: 1:50
Attendance: 5,246

Officials: Roger Ayers, Lee Cassell, Bill Covington Jr.

Saint Joseph's - 59 Record: 2-1

| NO. | Name | Min | FG M-A | 3P M-A | FT M-A | Rebounds OR DR TOT | Fouls PF | TP | AS | TO | ST | Blocks BS BA | +/- |
|--------|------------------------|---------|-----------|-----------|-----------|-----------------------|-------------|----|----|----|----|-----------------|-----|
| 5 | Anthony Finkley | F 26:01 | 1-9 | 0-5 | 1-1 | 1 4 5 | 1 3 | 3 | 4 | 0 | 1 | 1 0 | -28 |
| 7 | Dasean Haskins | F 24:12 | 3-6 | 2-5 | 0-0 | 2 3 5 | 0 0 | 8 | 0 | 1 | 0 | 1 0 | -14 |
| 22 | Justice Agbpor | F 12:48 | 1-2 | 0-0 | 0-1 | 1 1 2 | 2 0 | 2 | 0 | 0 | 0 | 0 0 | -10 |
| 0 | Derek Simpson | G 26:24 | 4-8 | 0-3 | 0-0 | 7 7 1 | 0 1 | 8 | 3 | 1 | 0 | 0 0 | -31 |
| 11 | Jaiden Glover-Tosciano | G 25:27 | 4-10 | 2-5 | 0-0 | 1 1 2 | 0 0 | 10 | 0 | 2 | 1 | 1 0 | -30 |
| 2 | Deuce Jones II | 26:03 | 6-15 | 0-4 | 2-2 | 1 1 2 | 2 4 | 14 | 1 | 3 | 0 | 0 0 | -30 |
| 10 | Jaden Smith | 11:29 | 3-5 | 0-2 | 1-2 | 2 0 2 | 2 2 | 7 | 0 | 3 | 0 | 0 0 | -12 |
| 13 | Austin Willford | 13:56 | 2-3 | 1-2 | 0-0 | 1 5 6 | 0 0 | 5 | 1 | 1 | 0 | 1 0 | -9 |
| 3 | Khaaliq Myers | 13:39 | 0-4 | 0-1 | 0-0 | 0 1 1 | 1 0 | 0 | 3 | 1 | 0 | 0 1 | -3 |
| 15 | Sтивен Solano | 06:16 | 0-2 | 0-0 | 0-0 | 1 0 1 | 0 0 | 0 | 0 | 2 | 0 | 0 0 | -11 |
| 21 | Al Amaduro | 03:02 | 0-0 | 0-0 | 0-0 | 1 0 1 | 1 0 | 0 | 0 | 1 | 0 | 0 0 | 1 |
| 23 | Mekai Johnson | 05:31 | 0-1 | 0-1 | 0-0 | 0 0 0 | 1 0 | 0 | 0 | 0 | 0 | 0 0 | 2 |
| 1 | Kevin Kearney | 05:12 | 1-2 | 0-0 | 0-0 | 1 0 1 | 1 0 | 2 | 0 | 0 | 1 | 1 0 | 0 |
| Team | | | | | | 2 2 4 | 0 0 | 0 | | | | | |
| Totals | | | 25-67 | 5-28 | 4-5 | 14 25 39 | 12 9 | 59 | 11 | 19 | 2 | 5 5 | -35 |

Major Fouls: NONE

Virginia Tech - 94 Record: 3-0

| NO. | Name | Min | FG M-A | 3P M-A | FT M-A | Rebounds OR DR TOT | Fouls PF | TP | AS | TO | ST | Blocks BS BA | +/- |
|--------|------------------|---------|-----------|-----------|-----------|-----------------------|-------------|----|----|----|----|-----------------|-----|
| 1 | Tobi Lawal | F 26:58 | 5-9 | 1-3 | 0-0 | 2 5 7 | 1 1 | 11 | 1 | 1 | 1 | 2 0 | 18 |
| 13 | Amari Hansberry | F 22:58 | 7-13 | 1-4 | 4-6 | 2 2 4 | 0 3 | 19 | 3 | 0 | 2 | 0 1 | 32 |
| 0 | Jailen Bedford | G 18:18 | 3-5 | 2-2 | 0-0 | 2 2 0 | 2 0 | 8 | 3 | 2 | 1 | 0 0 | 16 |
| 10 | Tyler Johnson | G 27:08 | 5-8 | 1-2 | 0-0 | 1 3 4 | 0 1 | 11 | 1 | 0 | 3 | 1 2 | 16 |
| 17 | Neoklis Avdalas | G 24:40 | 6-12 | 2-5 | 0-1 | 0 5 5 | 0 2 | 14 | 7 | 1 | 0 | 2 0 | 30 |
| 2 | Jaden Schutt | 25:17 | 4-7 | 4-7 | 0-0 | 0 5 5 | 0 0 | 12 | 1 | 0 | 1 | 0 0 | 27 |
| 3 | Ben Hammond | 22:21 | 4-8 | 0-1 | 3-3 | 0 1 1 | 0 3 | 11 | 6 | 0 | 0 | 0 0 | 29 |
| 77 | Antonio Dorn | 11:28 | 2-3 | 0-0 | 0-2 | 2 1 3 | 1 2 | 4 | 1 | 0 | 0 | 0 0 | 1 |
| 4 | Izaiah Pasha | 09:52 | 1-4 | 0-1 | 0-0 | 0 1 1 | 1 1 | 2 | 0 | 1 | 1 | 0 0 | -6 |
| 5 | Sir'Cere Jones | 08:22 | 0-3 | 0-2 | 0-0 | 2 2 4 | 3 0 | 0 | 0 | 1 | 0 | 0 1 | 9 |
| 32 | Christian Gurdak | 02:38 | 1-1 | 0-0 | 0-0 | 0 1 0 | 1 0 | 2 | 0 | 0 | 0 | 0 0 | 3 |
| Team | | | | | | 2 1 3 | 0 0 | 0 | | | | | |
| Totals | | | 38-73 | 11-27 | 7-12 | 12 28 40 | 9 12 | 94 | 23 | 7 | 12 | 5 5 | 35 |

Major Fouls: Pasha (F) 2nd 7:44

| Major Fouls: PJSTIA (F1) 2-1/4 | | | | | | | | | |
|--------------------------------|---------------------------|----------------------------|-----------------------|-----|----|--------------------------|----|----|----|
| | SJU | | VT | | | | | | |
| Biggest lead | 1 (1 st 16:52) | 40 (2 nd 1:57) | Points from Turnovers | SJU | VT | Period by Period Scoring | | | |
| Best Scoring Run | 7 (2 nd 6:46) | 11 (1 st 13:00) | Paint | 30 | 50 | | | | |
| Lead Changes | 2 | | Second Chance | 14 | 15 | | | | |
| Times Tied | 1 | | Fast Breaks | 0 | 21 | | | | |
| Time with Lead | 00:23 | 38:57 | Bench | 28 | 31 | SJU | 27 | 32 | 59 |
| | | | | | | VT | 47 | 47 | 94 |

GAME 2: VS. PROVIDENCE (W, 107-101 IN OT)



Official Basketball Box Score - Final
Providence at Virginia Tech
11/08/25 Morgan Sun Arena, Upperville
2025-26 Men's Basketball

Game Time: 4:00 PM
Game Duration: 2:23

Officials: Pat Driscoll, Greg Evans, Kellen Miner

Providence - 101 Record: 1-1

| NO. | Name | Min | FG M-A | 3P M-A | FT M-A | Rebounds OR DR TOT | Fouls PF | TP | AS | TO | ST | Blocks BS BA | +/- |
|--------|-------------------|---------|-----------|-----------|-----------|-----------------------|-------------|----|----|----|----|-----------------|-----|
| 31 | Duncan Powell | F 19:06 | 1-5 | 1-3 | 3-4 | 0 2 2 | 3 2 | 6 | 0 | 1 | 1 | 0 1 | -4 |
| 55 | Oswin Ehirumwunse | F 30:32 | 3-3 | 0-0 | 5-5 | 2 9 11 | 2 3 | 11 | 1 | 3 | 2 | 4 0 | -1 |
| 1 | Jason Edwards | G 32:13 | 10-19 | 2-7 | 6-6 | 0 2 2 | 1 4 | 28 | 4 | 0 | 0 | 0 0 | -11 |
| 2 | Jaylin Sellers | G 35:40 | 9-19 | 4-10 | 4-5 | 0 3 3 | 3 5 | 26 | 1 | 1 | 1 | 0 1 | -2 |
| 14 | Corey Floyd, Jr. | G 21:49 | 1-4 | 0-0 | 1-2 | 2 2 4 | 1 2 | 3 | 1 | 2 | 2 | 0 0 | 2 |
| 11 | Ryan Mela | 21:33 | 3-8 | 0-1 | 0-0 | 1 5 6 | 3 1 | 6 | 1 | 2 | 0 | 0 0 | 2 |
| 13 | Cole Hargrove | 14:09 | 0-0 | 0-0 | 0-0 | 1 2 3 | 2 0 | 0 | 1 | 1 | 0 | 1 0 | -6 |
| 3 | Daquan Davis | 12:05 | 0-2 | 0-1 | 0-0 | 0 0 0 | 1 1 | 0 | 0 | 0 | 1 | 0 0 | 2 |
| 5 | Jamier Jones | 13:13 | 2-3 | 0-0 | 0-0 | 0 2 2 | 2 1 | 4 | 1 | 1 | 1 | 0 0 | -2 |
| 7 | Steven Vaaks | 24:40 | 5-13 | 4-11 | 3-3 | 1 2 3 | 1 3 | 17 | 0 | 2 | 0 | 1 0 | -7 |
| Team | | | | | | 5 2 7 | 0 0 | 0 | | | | | |
| Totals | | | 34-76 | 11-33 | 22-25 | 12 31 43 | 29 101 | 10 | 14 | 8 | 6 | 7 | -6 |

Major Fouls: NONE

| Shooting By Period | | |
|---------------------|-------|-------|
| 1 st FG% | 15-34 | 44.1% |
| 3PT% | 7-17 | 41.2% |
| FT% | 9-10 | 90% |
| 2 nd FG% | 15-30 | 50.0% |
| 3PT% | 4-12 | 33.3% |
| FT% | 6-8 | 75% |
| OT FG% | 4-12 | 33.3% |
| 3PT% | 0-4 | 0.0% |
| FT% | 7-7 | 100% |
| GM FG% | 34-76 | 44.7% |
| 3PT% | 11-33 | 33.3% |
| FT% | 22-25 | 88.0% |

Dead Ball Rebounds: 3.1

Virginia Tech - 107 Record: 2-0

| NO. | Name | Min | FG M-A | 3P M-A | FT M-A | Rebounds OR DR TOT | Fouls PF | TP | AS | TO | ST | Blocks BS BA | +/- | | |
|--------|------------------|---------|-----------|-----------|-----------|-----------------------|-------------|----|----|----|----|-----------------|-----|---|---|
| 1 | Tobi Lawal | F 38:12 | 2-5 | 0-2 | 3-4 | 2 11 13 | 4 6 | 7 | 1 | 0 | 0 | 2 1 | 10 | | |
| 13 | Amari Hansberry | F 39:02 | 6-15 | 1-5 | 4-5 | 5 6 11 | 4 3 | 17 | 3 | 2 | 1 | 2 4 | 14 | | |
| 0 | Jailen Bedford | G 32:51 | 7-11 | 3-5 | 1-2 | 1 2 3 | 1 1 | 18 | 1 | 3 | 1 | 0 0 | 5 | | |
| 10 | Tyler Johnson | G 36:46 | 4-7 | 1-3 | 3-5 | 1 4 2 | 3 3 | 12 | 3 | 0 | 3 | 0 1 | 5 | | |
| 17 | Neoklis Avdalas | G 34:14 | 13-23 | 5-8 | 2-4 | 0 5 5 | 2 2 | 33 | 6 | 2 | 1 | 0 1 | 13 | | |
| 2 | Jaden Schutt | 14:53 | 4-6 | 2-2 | 0-0 | 0 0 0 | 3 0 | 10 | 1 | 1 | 0 | 0 0 | 0 | | |
| 3 | Ben Hammond | 20:21 | 3-10 | 0-3 | 2-2 | 0 2 2 | 4 3 | 8 | 2 | 1 | 2 | 0 0 | -4 | | |
| 77 | Antonio Dorn | 02:15 | 0-0 | 0-0 | 0-0 | 1 0 1 | 1 1 | 0 | 0 | 2 | 1 | 1 0 | -5 | | |
| 4 | Izaiah Pasha | 02:51 | 0-1 | 0-0 | 0-0 | 0 0 0 | 0 0 | 0 | 0 | 0 | 0 | 0 0 | 0 | | |
| 32 | Christian Gurdak | 03:36 | 1-1 | 0-0 | 0-0 | 0 0 0 | 1 0 | 2 | 0 | 0 | 0 | 0 0 | -2 | | |
| Team | | | | | | 2 1 3 | 0 | 0 | 0 | 0 | 0 | | | | |
| Totals | | 40:79 | 12:28 | 15:22 | 12 | 30 | 42 | 22 | 19 | 17 | 16 | 11 | 7 | 6 | 5 |

Major Fouls: Johnson (F) 12 and 5

SEASON BOX SCORES

GAME 5: VS. BRYANT (W, 78-61)



Official Basketball Box Score - Final
Bryant at Virginia Tech
11/19/25 Cassell Coliseum, Blacksburg, Va.
2025-26 Men's Basketball

Game Time: 7:01 PM
Game Duration: 2:05
Attendance: 5,410

Officials: Eric Lewis, Tony Chazaza, Tim Cougherty

Bryant - 61

Record: 1-4

| NO. | Name | Min | FG | 3P | FT | Rebounds | Fouls | TP | AS | TO | ST | Blocks | +/- |
|--------|-------------------|---------|------|-------|---------|-----------|-------|----|----|----|----|--------|-----|
| | | | M-A | M-A | M-A | OR DR TOT | PF FD | | | | | BS BA | |
| 0 | Ashley Sims, II | F 30:08 | 4-8 | 0-3 | 0-0 | 1 4 5 | 0 0 | 8 | 3 | 0 | 0 | 0 1 | -16 |
| 14 | Kagani Harvey | F 23:11 | 3-5 | 2-3 | 4-6 | 0 3 3 | 2 4 | 12 | 1 | 4 | 0 | 0 0 | -7 |
| 1 | Ty Tabares | G 21:37 | 0-3 | 0-2 | 0-0 | 0 1 1 | 3 0 | 0 | 2 | 3 | 0 | 0 0 | -8 |
| 4 | Quincy Allen | G 32:06 | 5-14 | 2-10 | 1-2 | 0 6 6 | 3 1 | 13 | 2 | 1 | 1 | 2 0 | -17 |
| 99 | Timofei Rudovskii | G 31:12 | 4-11 | 0-6 | 3-4 | 0 1 1 | 3 4 | 11 | 4 | 2 | 1 | 0 0 | -14 |
| 8 | Lennart Weber | 12:16 | 1-3 | 1-2 | 0-0 | 0 1 1 | 2 2 | 3 | 0 | 0 | 0 | 0 0 | -6 |
| 7 | Joseph Green | 04:31 | 1-1 | 0-0 | 0-0 | 0 0 0 | 1 1 | 2 | 0 | 1 | 0 | 0 0 | -3 |
| 9 | Gio Sanford | 12:28 | 1-2 | 0-0 | 0-0 | 1 0 1 | 2 0 | 2 | 0 | 1 | 0 | 1 0 | -4 |
| 11 | Ethane Bourgade | 14:25 | 0-0 | 0-0 | 0-0 | 1 1 2 | 0 0 | 0 | 0 | 1 | 1 | 0 0 | -5 |
| 13 | Jakai Robinson | 18:06 | 3-5 | 0-1 | 4-4 | 0 2 2 | 3 5 | 10 | 1 | 1 | 0 | 1 0 | -5 |
| Team | | | | | | 1 1 2 | 1 0 | 0 | 0 | 0 | 0 | 0 0 | |
| Totals | | 22:52 | 5:27 | 12:16 | 4 20 24 | 20 17 | 61 | 13 | 14 | 3 | 4 | 1 -17 | |

Major Fouls: Bench (TF) 1st 7:24

Virginia Tech - 78

Record: 5-0

| NO. | Name | Min | FG | 3P | FT | Rebounds | Fouls | TP | AS | TO | ST | Blocks | +/- |
|--------|------------------|---------|------|-------|----------|-----------|--------|----|----|----|-----|--------|-----|
| | | | M-A | M-A | M-A | OR DR TOT | PF FD | | | | | BS BA | |
| 1 | Tobi Lawal | F 34:49 | 7-10 | 0-0 | 4-8 | 2 11 13 | 2 5 18 | 0 | 3 | 1 | 1 | 0 0 | 14 |
| 77 | Antonio Dorn | C 13:11 | 2-4 | 0-0 | 1-2 | 1 0 1 | 4 2 5 | 0 | 2 | 0 | 0 | 0 0 | 10 |
| 0 | Jailen Bedford | G 17:13 | 4-7 | 0-3 | 1-2 | 0 2 2 | 1 0 3 | 0 | 1 | 0 | 0 | 3 -5 | |
| 10 | Tyler Johnson | G 34:47 | 4-5 | 2-3 | 0-1 | 2 7 9 | 2 1 10 | 2 | 1 | 0 | 0 | 0 0 | 16 |
| 17 | Neeklis Avdalas | G 27:55 | 4-11 | 1-5 | 2-4 | 1 2 3 | 0 3 11 | 5 | 1 | 0 | 0 | 0 0 | 13 |
| 32 | Christian Gurdak | 26:49 | 7-9 | 0-0 | 1-1 | 5 3 8 | 4 1 15 | 1 | 0 | 0 | 0 | 0 0 | 7 |
| 2 | Jaden Schutt | 22:47 | 2-5 | 1-4 | 0-0 | 0 0 0 | 3 1 5 | 0 | 1 | 2 | 0 | 0 0 | 22 |
| 3 | Ben Hammond | 20:12 | 3-7 | 0-1 | 5-6 | 0 1 1 | 1 6 11 | 6 | 1 | 3 | 0 | 1 0 | 9 |
| 4 | Izaiiah Pasha | 02:17 | 0-0 | 0-0 | 0-0 | 0 0 0 | 0 0 0 | 0 | 0 | 0 | 0 | 0 0 | -1 |
| Team | | | | | | 0 1 1 | 0 0 | 0 | 0 | 0 | 0 | 0 0 | |
| Totals | | 30:58 | 4:16 | 14:24 | 11 27 38 | 17 19 | 78 | 14 | 10 | 6 | 1 4 | 17 | |

Major Fouls: Dorn (F) 1st 2nd 18:06 Dorn (F) 2nd 11:08

| | BRY | VT |
|------------------|---------------------------|---------------------------|
| Biggest lead | 4 (1 st 11:35) | 19 (2 nd 1:31) |
| Best Scoring Run | 5 (2 nd 11:08) | 13 (1 st 1:48) |
| Lead Changes | 3 | |
| Times Tied | 1 | |
| Time with Lead | 14:14 | 24:59 |

| Points from | BRY | VT |
|---------------|-----|----|
| Turnovers | 5 | 17 |
| Paint | 30 | 46 |
| Second Chance | 6 | 17 |
| Fast Breaks | 2 | 13 |
| Bench | 17 | 31 |

| Period by Period Scoring | 1st | 2nd | TOT |
|--------------------------|-----|-----|-----|
| BRY | 24 | 37 | 61 |
| VT | 32 | 46 | 78 |

| Shooting By Period | 1 st | 2 nd | 3 rd | 4 th | OT |
|---------------------|-----------------|-----------------|-----------------|-----------------|----|
| 1 st FG% | 10-25 | 40.0% | | | |
| 3PT% | 2-14 | 14.3% | | | |
| FT% | 2-2 | 100% | | | |
| 2 nd FG% | 12-27 | 44.4% | | | |
| 3PT% | 3-13 | 23.1% | | | |
| FT% | 10-14 | 71.4% | | | |
| GM FG% | 22-52 | 42.3% | | | |
| 3PT% | 5-27 | 18.5% | | | |
| FT% | 12-16 | 75.0% | | | |

Dead Ball Rebounds: 3.1

| Shooting By Period | 1 st | 2 nd | 3 rd | 4 th | OT |
|---------------------|-----------------|-----------------|-----------------|-----------------|----|
| 1 st FG% | 14-28 | 50.0% | | | |
| 3PT% | 2-8 | 25.0% | | | |
| FT% | 2-8 | 25% | | | |
| 2 nd FG% | 16-30 | 53.3% | | | |
| 3PT% | 2-8 | 25.0% | | | |
| FT% | 12-16 | 75% | | | |
| GM FG% | 30-58 | 51.7% | | | |
| 3PT% | 4-16 | 25.0% | | | |
| FT% | 14-24 | 58.3% | | | |

Dead Ball Rebounds: 6.0

GAME 6: VS. COLORADO STATE (W, 66-64)



Official Basketball Box Score - Final
Virginia Tech at Colorado St.
11/26/25 Imperial Arena, Paradise Island
2025 Marriott Bonvoy Battle 4 Atlanta

Game Time: 5:00 PM
Game Duration: 1:56
Attendance: 1,081

Officials: Bert Smith, Mike Roberts, Gary Maxwell

Virginia Tech - 66

Record: 6-0

| NO. | Name | Min | FG | 3P | FT | Rebounds | Fouls | TP | AS | TO | ST | Blocks | +/- |
|--------|------------------|---------|------|-------|---------|-----------|--------|----|----|----|----|--------|-----|
| | | | M-A | M-A | M-A | OR DR TOT | PF FD | | | | | BS BA | |
| 1 | Tobi Lawal | F 15:19 | 1-4 | 0-1 | 1-2 | 0 2 2 | 3 1 3 | 0 | 1 | 0 | 0 | 0 -9 | |
| 13 | Amari Hansberry | F 30:04 | 2-8 | 0-2 | 6-6 | 2 2 4 | 2 3 10 | 3 | 1 | 0 | 0 | 0 0 | 2 |
| 0 | Jailen Bedford | G 28:43 | 7-9 | 1-2 | 2-3 | 0 4 4 | 1 4 17 | 1 | 1 | 1 | 0 | 0 1 | 2 |
| 10 | Tyler Johnson | G 33:59 | 3-7 | 1-2 | 2-2 | 3 9 12 | 1 2 9 | 1 | 0 | 2 | 2 | 0 5 | |
| 17 | Neeklis Avdalas | G 31:39 | 5-9 | 3-6 | 0-0 | 0 2 2 | 0 1 13 | 2 | 3 | 1 | 1 | 0 0 | 0 |
| 3 | Ben Hammond | 27:22 | 4-7 | 1-2 | 0-0 | 0 1 1 | 3 2 9 | 3 | 0 | 1 | 0 | 0 0 | 1 |
| 2 | Jaden Schutt | 22:58 | 1-7 | 1-7 | 2-3 | 0 0 0 | 1 1 5 | 0 | 1 | 0 | 0 | 0 0 | 1 |
| 32 | Christian Gurdak | 09:56 | 0-0 | 0-0 | 0-0 | 0 2 2 | 1 0 0 | 0 | 0 | 1 | 0 | 0 0 | -4 |
| Team | | | | | | 0 1 1 | 0 0 | 0 | 0 | 0 | 0 | 0 0 | |
| Totals | | 23:51 | 7:22 | 13:16 | 5 23 28 | 12 14 | 66 | 10 | 8 | 5 | 3 | 0 2 | |

Major Fouls: NONE

Colorado St. - 64

Record: 4-2

| NO. | Name | Min | FG | 3P | FT | Rebounds | Fouls | TP | AS | TO | ST | Blocks | +/- |
|--------|---------------------|---------|------|-----|----------|-----------|--------|----|----|----|----|--------|-----|
| | | | M-A | M-A | M-A | OR DR TOT | PF FD | | | | | BS BA | |
| 0 | Carey Booth | F 23:10 | 6-9 | 1-2 | 2-3 | 1 3 4 | 1 3 15 | 0 | 1 | 1 | 0 | 1 -5 | |
| 35 | Kyle Jorgensen | F 26:59 | 5-8 | 1-2 | 0-0 | 2 7 9 | 2 2 11 | 4 | 0 | 1 | 0 | 1 0 | -4 |
| 55 | Jevin Muniz | F 33:09 | 3-9 | 1-3 | 0-0 | 1 2 3 | 2 0 7 | 4 | 0 | 0 | 0 | 0 1 | -8 |
| 1 | Josh Pascarella | G 21:47 | 3-7 | 1-3 | 2-2 | 0 2 2 | 3 1 9 | 1 | 2 | 0 | 0 | 0 0 | 4 |
| 2 | Brandon Rechsteiner | G 27:41 | 0-5 | 0-4 | 0-0 | 0 0 0 | 0 2 0 | 2 | 3 | 1 | 0 | 0 1 | |
| 11 | Augustinas Kudulas | 09:48 | 0-0 | 0-0 | 0-0 | 2 2 4 | 0 2 0 | 0 | 0 | 2 | 0 | 0 -5 | |
| 21 | Rashaan Mbemba | 19:54 | 5-7 | 0-0 | 2-2 | 2 2 4 | 1 2 12 | 2 | 1 | 1 | 0 | 0 0 | 2 |
| 4 | Jase Butler | 17:48 | 3-8 | 0-4 | 0-0 | 0 1 1 | 1 2 6 | 1 | 2 | 1 | 0 | 0 1 | |
| 8 | Jojo McIver | 19:44 | 2-6 | 0-1 | 0-1 | 1 1 2 | 2 0 4 | 2 | 0 | 0 | 0 | 0 0 | -4 |
| Team | | | | | | 2 4 6 | 0 0 | 0 | 0 | 0 | 0 | 0 0 | |
| Totals | | 27:59 | 4:19 | 6:8 | 11 24 35 | 14 12 | 64 | 16 | 11 | 5 | 0 | 3 -2 | |

Major Fouls: NONE

| | VT | CSU |
|------------------|---------------------------|---------------------------|
| Biggest lead | 12 (1 st 2:08) | 5 (1 st 13:02) |
| Best Scoring Run | 8 (1 st 2:08) | 9 (2 nd 18:51) |
| Lead Changes | 2 | |
| Times Tied | 4 | |
| Time with Lead | 26:42 | 08:52 |

| Points from | VT | CSU |
|---------------|----|-----|
| Turnovers | 13 | 11 |
| Paint | 28 | 44 |
| Second Chance | 4 | 14 |
| Fast Breaks | 10 | 4 |
| Bench | 14 | 22 |

| Period by Period Scoring | 1st | 2nd | TOT |
|--------------------------|-----|-----|-----|
| VT | 33 | 33 | 66 |
| CSU | 26 | 38 | 64 |

GAME 7: VS. SAINT MARY'S (L, 66-77)



Official Basketball Box Score - Final
Saint Mary's (CA) at Virginia Tech
11/27/25 Imperial Arena, Paradise Island
2025 Marriott Bonvoy Battle 4 Atlanta

Game Time: 2:30 PM
Game Duration: 2:05
Attendance: 258

Officials: KB Burdett, Eric Lewis, Vlad Tadal

Saint Mary's (CA) - 77

Record: 8-0

| NO. | Name | Min | FG | 3P | FT | Rebounds | Fouls | TP | AS | TO | ST | Blocks | +/- |
|--------|-------------------|---------|------|-------|----------|-----------|--------|----|----|----|----|--------|-----|
| | | | M-A | M-A | M-A | OR DR TOT | PF FD | | | | | BS BA | |
| 23 | Paulius Murauskas | F 35:44 | 6-14 | 2-7 | 5-5 | 1 6 7 | 3 8 19 | 1 | 4 | 1 | 2 | 0 7 | |
| 45 | Andrew McKeever | C 32:26 | 7-10 | 0-0 | 0-0 | 4 4 8 | 4 1 14 | 2 | 2 | 0 | 2 | 0 16 | |
| 0 | Mike Lewis | G 26:49 | 2-7 | 1-5 | 0-0 | 0 3 3 | 1 0 5 | 5 | 2 | 3 | 0 | 0 -15 | |
| 7 | Joshua Dent | G 37:05 | 4-11 | 0-2 | 6-7 | 0 3 3 | 1 5 14 | 6 | 4 | 0 | 2 | 1 16 | |
| 8 | Rory Hawke | G 20:35 | 4-5 | 0-0 | 2-2 | 0 2 2 | 3 1 10 | 0 | 1 | 1 | 0 | 0 7 | |
| 1 | Harry Wessels | 07:34 | 0-1 | 0-0 | 1-3 | 3 2 5 | 1 3 1 | 0 | 0 | 0 | 0 | 0 -5 | |
| 33 | Liam Campbell | 17:12 | 2-2 | 1-1 | 0-0 | 0 3 3 | 1 0 5 | 1 | 0 | 1 | 0 | 0 7 | |
| 11 | Dillon Shaw | 21:23 | 3-4 | 2-2 | 1-2 | 1 3 4 | 4 1 9 | 0 | 0 | 1 | 0 | 0 9 | |
| 2 | Tony Duckett | 00:36 | 0-0 | 0-0 | 0-0 | 0 0 0 | 0 0 0 | 0 | 0 | 0 | 0 | 0 -1 | |
| 6 | Mantas Juzenas | 00:36 | 0-0 | 0-0 | 0-0 | 0 0 0 | 0 0 0 | 0 | 0 | 0 | 0 | 0 -1 | |
| Team | | | | | | 2 2 4 | 0 0 | 0 | 0 | 1 | 0 | 0 0 | |
| Totals | | 28:54 | 6:17 | 15:19 | 11 28 39 | 18 19 | 77 | 12 | 15 | 4 | 6 | 1 11 | |

Major Fouls: Murauskas (TF) 2nd 1:39

Virginia Tech - 66

Record: 6-1

| NO. | Name | Min | FG | 3P | FT | Rebounds | Fouls | TP | AS | TO | ST | Blocks | +/- |
|--------|------------------|---------|-------|------|-------|-----------|--------|----|----|----|----|--------|-----|
| | | | M-A | M-A | M-A | OR DR TOT | PF FD | | | | | BS BA | |
| 13 | Amari Hansberry | F 36:44 | 6-15 | 0-6 | 6-8 | 6 4 10 | 4 6 18 | 3 | 0 | 2 | 1 | 2 | -10 |
| 0 | Jailen Bedford | G 25:26 | 0-10 | 0-4 | 2-2 | 1 3 4 | 2 1 2 | 0 | 1 | 1 | 0 | 0 | -17 |
| 3 | Ben Hammond | G 36:26 | 4-11 | 1-3 | 0-0 | 0 2 2 | 2 1 9 | 6 | 0 | 3 | 0 | 1 | -10 |
| 10 | Tyler Johnson | G 24:06 | 2-5 | 1-4 | 0-0 | 1 4 5 | 5 1 5 | 1 | 0 | 3 | 1 | 0 | 0 |
| 17 | Neeklis Avdalas | G 33:28 | 3-10 | 1-5 | 6-7 | 1 3 4 | 1 5 13 | 1 | 5 | 0 | 0 | 0 | -10 |
| 2 | Jaden Schutt | 24:12 | 5-10 | 4-8 | 3-3 | 0 0 0 | 3 2 17 | 1 | 0 | 2 | 0 | 0 | 0 |
| 32 | Christian Gurdak | 09:35 | 0-4 | 0-0 | 0-0 | 0 5 5 | 1 0 0 | 0 | 0 | 0 | 0 | 0 | -12 |
| 77 | Antonio Dorn | 08:17 | 1-2 | 0-0 | 0-0 | 0 0 0 | 2 1 2 | 0 | 0 | 0 | 0 | 0 | 6 |
| 4 | Izaiiah Pasha | 01:46 | 0-1 | 0-0 | 0-0 | 0 0 0 | 0 0 0 | 0 | 0 | 0 | 0 | 0 | -2 |
| Team | | | | | | 4 0 4 | 0 0 | 0 | 0 | 0 | 0 | 0 | 0 |
| Totals | | | 21:68 | 7:30 | 17:20 | 18 16 34 | 20 17 | 66 | 11 | 9 | 9 | 1 6 | -11 |

Major Fouls: Hansberry (TF) 2nd 1:39

| | STM | VTE |
|------------------|----------------------------|---------------------------|
| Biggest lead | 13 (2 nd 19:34) | 0 (1 st 20:00) |
| Best Scoring Run | 8 (1 st 17:03) | 7 (1 st 10:18) |
| Lead Changes | 0 | |
| Times Tied | 0 | |
| Time with Lead | 39:07 | 00:00 |

SEASON BOX SCORES

GAME 9: AT SOUTH CAROLINA (W, 86-83 IN OT)



Official Basketball Box Score - Final
Virginia Tech at South Carolina
12/02/25 Cassell Coliseum, Blacksburg
2025-26 South Carolina Men's Basketball

Game Time: 7:00 PM
Game Duration: 2:15
Attendance: 11,400

Officials: Doug Shows, Bart Leno, Lucas Santos

Virginia Tech - 86

Record: 7-2

| NO. Name | Min | FG M-A | 3P M-A | FT M-A | Rebounds OR DR TOT | Fouls PF FD | TP | AS | TO | ST | Blocks BS BA | +/- |
|---------------------|---------|-----------|-----------|-----------|-----------------------|----------------|----|----|----|----|-----------------|-----|
| 13 Amani Hansberry | F 38:38 | 10-16 | 0-1 | 2-8 | 2 12 14 | 4 6 | 22 | 3 | 0 | 1 | 2 2 | 9 |
| 77 Antonio Dorn | G 29:56 | 4-6 | 0-0 | 0-0 | 0 2 2 | 4 4 | 8 | 2 | 1 | 0 | 0 0 | 16 |
| 0 Jalen Bedford | G 22:30 | 3-9 | 1-3 | 2-2 | 2 4 6 | 1 1 | 9 | 0 | 1 | 0 | 0 0 | 10 |
| 10 Tyler Johnson | G 23:39 | 0-4 | 0-3 | 0-0 | 0 1 1 | 5 0 | 0 | 3 | 1 | 0 | 0 1 | -6 |
| 17 Neoklis Avdalas | G 35:05 | 5-11 | 1-4 | 2-2 | 0 8 8 | 5 1 | 13 | 8 | 1 | 0 | 0 0 | -4 |
| 2 Jaden Schutt | 30:45 | 4-8 | 2-5 | 2-3 | 0 1 1 | 0 1 | 12 | 0 | 0 | 0 | 0 0 | -4 |
| 3 Ben Hammond | 31:14 | 5-9 | 2-4 | 4-4 | 1 2 3 | 2 3 | 16 | 2 | 4 | 2 | 0 0 | -5 |
| 5 Sin'Cere Jones | 06:09 | 0-0 | 0-0 | 0-0 | 1 0 1 | 0 0 | 0 | 0 | 0 | 0 | 0 0 | -2 |
| 32 Christian Gurdak | 04:42 | 2-2 | 0-0 | 2-2 | 0 0 0 | 2 1 | 6 | 0 | 1 | 0 | 0 0 | -5 |
| 4 Izaiiah Pasha | 02:22 | 0-1 | 0-0 | 0-0 | 0 0 0 | 1 0 | 0 | 0 | 0 | 0 | 0 0 | -2 |
| Team | | | | | 0 1 1 | 0 0 | 0 | 0 | 0 | 0 | 0 0 | |
| Totals | | 33-66 | 6-20 | 14-21 | 6 31 37 | 24 17 | 86 | 18 | 9 | 3 | 2 3 | 3 |

Major Fouls: NONE

| Shooting By Period | |
|---------------------|-------------|
| 1 st FG% | 15-31 48.4% |
| 3PT% | 2-6 33.3% |
| FT% | 5-8 62.5% |
| 2 nd FG% | 14-30 46.7% |
| 3PT% | 3-12 25.0% |
| FT% | 2-4 50.0% |
| OT FG% | 4-5 80.0% |
| 3PT% | 1-2 50.0% |
| FT% | 7-9 77.8% |
| GM FG% | 33-66 50.0% |
| 3PT% | 6-20 30.0% |
| FT% | 14-21 66.7% |

Dead Ball Rebounds: 9-0

South Carolina - 83

Record: 5-3

| NO. Name | Min | FG M-A | 3P M-A | FT M-A | Rebounds OR DR TOT | Fouls PF FD | TP | AS | TO | ST | Blocks BS BA | +/- |
|--------------------|---------|-----------|-----------|-----------|-----------------------|----------------|----|----|----|----|-----------------|-----|
| 0 Jordan Butler | F 13:46 | 0-1 | 0-1 | 4-4 | 0 2 2 | 1 3 | 4 | 0 | 0 | 0 | 0 0 | 2 |
| 24 Nordin Kopic | F 08:45 | 0-3 | 0-1 | 0-0 | 0 0 0 | 0 0 | 0 | 0 | 0 | 0 | 1 1 | -14 |
| 4 Kobe Knox | G 36:47 | 4-8 | 1-3 | 2-3 | 0 2 2 | 4 2 | 11 | 4 | 1 | 0 | 1 0 | -2 |
| 5 Meechie Johnson | G 36:27 | 7-12 | 2-6 | 2-4 | 0 6 6 | 1 4 | 18 | 2 | 1 | 1 | 0 0 | -1 |
| 55 Mike Sharavjams | G 36:20 | 4-8 | 1-4 | 5-7 | 2 4 6 | 4 6 | 14 | 1 | 4 | 1 | 1 0 | -5 |
| 20 Hayden Asseman | 14:02 | 1-1 | 0-0 | 0-0 | 0 1 1 | 3 1 | 2 | 1 | 0 | 0 | 1 0 | -4 |
| 15 Eli Ellis | 32:02 | 1-5 | 0-2 | 3-4 | 0 3 3 | 1 3 | 5 | 0 | 1 | 0 | 1 1 | 6 |
| 31 Elijah Strong | 24:59 | 6-16 | 1-9 | 5-6 | 1 2 3 | 1 4 | 18 | 0 | 0 | 1 | 0 0 | 0 |
| 13 Grant Pok | 11:54 | 1-2 | 0-0 | 1-0 | 1 0 1 | 1 0 | 3 | 0 | 1 | 0 | 0 0 | 0 |
| 2 Christ Essandoko | 08:59 | 3-4 | 2-2 | 0-0 | 1 2 3 | 1 1 | 8 | 0 | 0 | 0 | 0 0 | 3 |
| Team | | | | | 0 1 1 | 0 0 | 0 | 0 | 0 | 0 | 0 0 | |
| Totals | | 27-60 | 8-30 | 21-28 | 5 23 28 | 17 24 | 83 | 11 | 8 | 4 | 3 2 | 3 |

Major Fouls: NONE

| Shooting By Period | |
|---------------------|-------------|
| 1 st FG% | 13-26 50.0% |
| 3PT% | 4-11 36.4% |
| FT% | 4-9 44.4% |
| 2 nd FG% | 9-23 39.1% |
| 3PT% | 3-14 21.4% |
| FT% | 15-17 88.2% |
| OT FG% | 5-11 45.5% |
| 3PT% | 1-5 20.0% |
| FT% | 2-2 100% |
| GM FG% | 27-60 45.0% |
| 3PT% | 8-30 26.7% |
| FT% | 21-28 75.0% |

Dead Ball Rebounds: 4-2

| | VTH | USC |
|------------------|---------------------------|--------------------------|
| Biggest lead | 10 (1 st 9:56) | 3 (2 nd 3:39) |
| Best Scoring Run | 8 (1 st 15:42) | 7 (1 st 7:30) |
| Lead Changes | 9 | |
| Times Tied | 8 | |
| Time with Lead | 34:53 | 03:28 |

| Points from | VTH | USC |
|---------------|-----|-----|
| Turnovers | 6 | 11 |
| Paint | 54 | 30 |
| Second Chance | 12 | 5 |
| Fast Breaks | 10 | 7 |
| Bench | 34 | 36 |

| Period by Period Scoring | | | | |
|--------------------------|-----|-----|-----|-----|
| | 1st | 2nd | OT1 | TOT |
| VTH | 37 | 33 | 16 | 86 |
| USC | 34 | 36 | 13 | 83 |

GAME 11: VS. WESTERN CAROLINA (W, 96-74)



Official Basketball Box Score - Final
Western Carolina at Virginia Tech
12/11/25 Cassell Coliseum, Blacksburg
2025-26 Men's Basketball

Game Time: 7:01 PM
Game Duration: 2:10
Attendance: 4,208

Officials: Lee Cassell, Doug Shows, Adam Fore

Western Carolina - 74

Record: 4-6

| NO. Name | Min | FG M-A | 3P M-A | FT M-A | Rebounds OR DR TOT | Fouls PF FD | TP | AS | TO | ST | Blocks BS BA | +/- |
|-----------------------|---------|-----------|-----------|-----------|-----------------------|----------------|----|----|----|----|-----------------|-----|
| 23 Marcus Kell | F 31:46 | 7-12 | 2-4 | 6-9 | 0 2 2 | 1 6 | 22 | 1 | 2 | 0 | 0 3 | -18 |
| 7 Abdulai Fanta Kabba | C 21:48 | 2-2 | 0-0 | 1-4 | 2 4 6 | 4 2 | 5 | 0 | 1 | 0 | 0 0 | -8 |
| 0 Cord Stansberry | G 19:32 | 1-8 | 1-4 | 0-0 | 0 3 3 | 0 0 | 3 | 0 | 1 | 0 | 0 1 | -17 |
| 3 Julien Soumaoro | G 29:33 | 3-11 | 2-7 | 1-2 | 0 2 2 | 1 4 | 9 | 4 | 1 | 0 | 2 | -19 |
| 22 Tidjiane Dioumassi | G 18:16 | 2-6 | 0-0 | 1-2 | 2 1 3 | 3 1 | 5 | 4 | 0 | 2 | 0 0 | -13 |
| 2 CJ Hyland | 15:26 | 2-5 | 2-4 | 0-0 | 0 3 3 | 0 0 | 1 | 6 | 0 | 2 | 1 0 | -14 |
| 12 Samuel Dada | 18:12 | 2-4 | 0-0 | 2-2 | 4 3 7 | 4 1 | 6 | 1 | 1 | 1 | 0 0 | -14 |
| 4 Justin Johnson | 22:26 | 4-7 | 1-1 | 6-9 | 1 1 2 | 3 5 | 15 | 2 | 3 | 2 | 1 0 | -10 |
| 21 Tayeshawn Smith | 08:14 | 1-1 | 0-0 | 0-0 | 1 0 1 | 0 0 | 2 | 0 | 0 | 0 | 0 0 | -4 |
| 8 Tahlan Pettway | 10:34 | 0-1 | 0-0 | 1-2 | 0-0 | 0 0 | 3 | 2 | 1 | 0 | 0 0 | -1 |
| 20 Fischer Brown | 04:15 | 0-0 | 0-0 | 0-0 | 0 0 0 | 1 0 | 0 | 0 | 0 | 0 | 0 0 | -21 |
| Team | | | | | 2 3 5 | 0 0 | 0 | 0 | 0 | 0 | 0 0 | |
| Totals | | 24-57 | 8-20 | 18-30 | 15 19 34 | 20 22 | 74 | 12 | 14 | 7 | 1 8 | -22 |

Major Fouls: Dioumassi (TF) 1st 19:22

| Shooting By Period | |
|---------------------|-------------|
| 1 st FG% | 19-33 57.6% |
| 3PT% | 7-14 50.0% |
| FT% | 6-13 61.5% |
| 2 nd FG% | 15-31 48.4% |
| 3PT% | 6-13 46.2% |
| FT% | 7-10 70.0% |
| GM FG% | 34-64 53.1% |
| 3PT% | 13-27 48.1% |
| FT% | 15-23 65.2% |

Dead Ball Rebounds: 4-1

Virginia Tech - 96

Record: 9-2

| NO. Name | Min | FG M-A | 3P M-A | FT M-A | Rebounds OR DR TOT | Fouls PF FD | TP | AS | TO | ST | Blocks BS BA | +/- |
|---------------------|---------|-----------|-----------|-----------|-----------------------|----------------|----|----|----|----|-----------------|-----|
| 13 Amani Hansberry | F 32:46 | 8-12 | 2-3 | 0-1 | 2 4 6 | 5 3 | 18 | 6 | 3 | 4 | 1 0 | 18 |
| 77 Antonio Dorn | C 16:47 | 2-3 | 0-0 | 2-4 | 4 0 4 | 2 3 | 6 | 0 | 1 | 0 | 0 0 | 16 |
| 0 Jalen Bedford | G 17:20 | 1-3 | 1-3 | 0-0 | 0 4 4 | 4 1 | 3 | 1 | 1 | 1 | 0 0 | 15 |
| 10 Tyler Johnson | G 33:29 | 4-7 | 2-3 | 3-4 | 0 2 2 | 5 3 | 13 | 2 | 0 | 2 | 2 0 | 19 |
| 17 Neoklis Avdalas | G 33:17 | 10-17 | 4-8 | 6-8 | 0 3 3 | 1 5 | 30 | 2 | 3 | 1 | 2 0 | 19 |
| 2 Jaden Schutt | 23:34 | 4-8 | 2-5 | 0-0 | 1 1 0 | 0 0 | 10 | 2 | 0 | 0 | 0 0 | 8 |
| 3 Ben Hammond | 24:56 | 4-11 | 2-5 | 3-4 | 0 5 5 | 3 3 | 13 | 1 | 3 | 0 | 1 0 | 5 |
| 32 Christian Gurdak | 14:53 | 1-3 | 0-0 | 1-2 | 3 4 7 | 2 1 | 3 | 1 | 0 | 0 | 2 0 | 8 |
| 5 Sin'Cere Jones | 02:07 | 0-0 | 0-0 | 0-0 | 0 0 0 | 0 0 | 0 | 0 | 0 | 0 | 0 0 | 0 |
| 4 Izaiiah Pasha | 00:51 | 0-0 | 0-0 | 0-0 | 0 0 0 | 0 0 | 0 | 0 | 0 | 0 | 0 0 | 2 |
| Team | | | | | 2 2 4 | 0 0 | 0 | 0 | 0 | 0 | 0 0 | |
| Totals | | 34-64 | 13-27 | 15-23 | 11 25 36 | 22 19 | 96 | 15 | 11 | 8 | 1 8 | 22 |

Major Fouls: NONE

| | WCU | VT |
|------------------|---------------------------|----------------------------|
| Biggest lead | 0 (1 st 20:00) | 25 (2 nd 15:15) |
| Best Scoring Run | 7 (2 nd 13:22) | 9 (1 st 13:54) |
| Lead Changes | 0 | |
| Times Tied | 0 | |
| Time with Lead | 00:00 | 39:22 |

| Points from | WCU | VT |
|---------------|-----|----|
| Turnovers | 11 | 9 |
| Paint | 26 | 36 |
| Second Chance | 12 | 13 |
| Fast Breaks | 0 | 6 |
| Bench | 30 | 26 |

| Period by Period Scoring | | | |
|--------------------------|-----|-----|-----|
| | 1st | 2nd | TOT |
| WCU | 34 | 40 | 74 |
| VT | 53 | 43 | 96 |

GAME 10: GEORGE MASON (W, 73-62)



Official Basketball Box Score - Final
George Mason at Virginia Tech
12/06/25 Cassell Coliseum, Blacksburg
2025-26 Men's Basketball

Game Time: 3:01 PM
Game Duration: 1:50
Attendance: 4,463

Officials: Roger Ayers, Jemel Spearman, Kelen Milner

George Mason - 62

Record: 9-1

| NO. Name | Min | FG M-A | 3P M-A | FT M-A | Rebounds OR DR TOT | Fouls PF FD | TP | AS | TO | ST | Blocks BS BA | +/- |
|-------------------|---------|-----------|-----------|-----------|-----------------------|----------------|----|----|----|-----|-----------------|-----|
| 4 Dola Adetayo | F 02:02 | 0-0 | 0-0 | 0-0 | 0 0 0 | 1 0 | 0 | 0 | 0 | 0 | 0 0 | -7 |
| 35 Riley Alespach | F 27:03 | 4-10 | 1-6 | 2-2 | 2 3 5 | 1 3 | 11 | 0 | 0 | 0 | 0 0 | -9 |
| 2 Jahan Long | G 27:54 | 3-8 | 2-5 | 2-2 | 0 1 1 | 2 1 | 10 | 2 | 3 | 0 | 0 0 | -6 |
| 3 Kory Mincey | G 34:24 | 6-11 | 3-4 | 1-1 | 2 1 3 | 2 1 | 16 | 8 | 3 | 1 | 0 0 | -8 |
| 13 Malik Presley | G 24:12 | 2-7 | 0-1 | 2-3 | 0 2 2 | 1 2 | 6 | 0 | 1 | 0 | 0 1 | -3 |
| 23 Nick Ellington | 27:56 | 3-5 | 0-0 | 0 3 3 | 6 2 | 1 6 | 1 | 0 | 0 | 1 1 | 0 | -3 |
| 0 Masai Troutman | 18:22 | 0-2 | 0-2 | 2-2 | 0 1 1 | 1 2 | 2 | 0 | 1 | 1 0 | 0 0 | -14 |
| 5 Fatt Hill | 16:50 | 2-6 | 0-1 | 1-2 | 0 1 1 | 1 1 | 5 | 1 | 7 | 1 | 0 0 | -11 |
| 10 Emmanuel Kanga | 12:57 | 1-4 | 0-0 | 1-2 | 4 5 9 | 0 2 | 3 | 1 | 1 | 0 | 0 0 | -2 |
| 9 Stas Siwka | 06:37 | 0-1 | 0-1 | 0-0 | 0 2 2 | 0 0 | 0 | 0 | 0 | 0 | 0 0 | 5 |
| 11 Devin Booker | 01:43 | 1-1 | 1-1 | 0-0 | 0 2 2 | 0 0 | 3 | 0 | 0 | 0 | 0 0 | 3 |
| Team | | | | | 2 2 4 | 0 0 | 0 | 0 | 0 | 0 | 0 0 | |
| Totals | | 22-55 | 7-21 | 11-14 | 13 23 36 | 11 13 | 82 | 13 | 16 | 3 | 1 4 | -11 |

Major Fouls: NONE

| Shooting By Period | |
|---------------------|-------------|
| 1 st FG% | 10-30 33.3% |
| 3PT% | 3-12 25.0% |
| FT% | 7-9 77.8% |
| 2 nd FG% | 12-25 48.0% |
| 3PT% | 4-9 44.4% |
| FT% | 4-5 80.0% |
| GM FG% | 22-55 40.0% |
| 3PT% | 7-21 33.3% |
| FT% | 11-14 78.6% |

Dead Ball Rebounds: 4-1

Virginia Tech - 73

Record: 8-2

| NO. Name | Min | FG M-A | 3P M-A | FT M-A | Rebounds OR DR TOT | Fouls PF FD | TP | AS | TO | ST | Blocks BS BA | +/- |
|---------------------|---------|-----------|-----------|-----------|-----------------------|----------------|----|----|----|----|-----------------|-----|
| 13 Amani Hansberry | F 34:58 | 7-10 | 0-0 | 1-2 | 0 7 7 | 2 2 | 15 | 6 | 1 | 3 | 0 0 | 12 |
| 77 Antonio Dorn | C 14:31 | 2-3 | 0-0 | 1-1 | 1 1 2 | 2 1 | 5 | 0 | 1 | 0 | 0 0 | 5 |
| 0 Jalen Bedford | G 16:29 | 2-7 | 0-4 | 0-0 | 0 0 0 | 1 0 | 4 | 0 | 0 | 1 | 0 0 | -5 |
| 10 Tyler Johnson | G 35:15 | 5-7 | 1-2 | 2-2 | 1 4 5 | 2 2 | 13 | 2 | 2 | 0 | 1 0 | -3 |
| 17 Neoklis Avdalas | G 30:57 | 2-7 | 2-5 | 0-0 | 0 3 3 | 1 2 | 6 | 6 | 2 | 1 | 0 1 | 14 |
| 32 Christian Gurdak | 14:48 | 0-3 | 0-0 | 2-4 | 3 0 3 | 2 2 | 2 | 0 | 0 | 0 | 2 0 | -4 |
| 2 Jaden Schutt | 25:20 | 6-13 | 6-12 | 0 1 0 | 1 0 0 | 0 0 | 18 | 1 | 0 | 1 | 0 0 | 14 |
| 3 Ben Hammond | 22:57 | 3-6 | 0-1 | 4-4 | 0 4 4 | 2 2 | 10 | 1 | 3 | 2 | 0 1 | 4 |
| 5 Sin'Cere Jones | 04:45 | 0-1 | 0-1 | 0-0 | 0 0 0 | 0 0 | 0 | 0 | 0 | 0 | 0 0 | -1 |
| Team | | | | | 2 0 2 | 0 0 | 0 | 0 | 0 | 0 | 0 0 | </ |

SEASON BOX SCORES

GAME 13: VS. ELON (W, 82-81 IN OT)



Official Basketball Box Score - Final
Elon at Virginia Tech
12/20/25 Cassell Coliseum, Blacksburg, Va.
2025-26 Men's Basketball

Game Time: 2:01 PM
Game Duration: 2:30
Attendance: 4,380

Officials: Jerry Heater, Sean Hul, Ryan Sassano

Elon - 81

Record: 7-5

| NO. | Name | Min | FG | | 3P | | FT | | Rebounds | | Fouls | | TP | AS | TO | ST | Blocks | | +/- | Shooting By Period | | | |
|------|-------------------|---------|------|-----|-----|-----|----|----|----------|----|-------|----|----|----|----|----|--------|--------|-----|--------------------|---|--|--|
| | | | M-A | P-A | M-A | P-A | OR | DR | TOT | PF | FD | BS | | | | | BA | 1st FG | | 1st FT | 1st 3P | | |
| 6 | Kacper Klaczek | F 31:03 | 4-8 | 2-4 | 1-2 | 0 | 5 | 5 | 4 | 5 | 11 | 3 | 3 | 0 | 2 | 1 | 3 | | | 1st FG 17-32 | 53.1% | | |
| 7 | Chandler Cuthrell | F 32:15 | 7-15 | 0-3 | 4-4 | 1 | 4 | 5 | 3 | 2 | 18 | 0 | 2 | 0 | 2 | 1 | 2 | -11 | | 3PT% 7-17 | 41.1% | | |
| 12 | Isaac Harrell | F 37:21 | 6-7 | 4-4 | 0-1 | 5 | 4 | 9 | 2 | 3 | 16 | 0 | 3 | 0 | 0 | 0 | 7 | | | 3PT% 23 | 68.7% | | |
| 3 | JaJuan Carr | G 20:28 | 1-4 | 0-2 | 2-2 | 3 | 0 | 3 | 1 | 4 | 4 | 2 | 0 | 0 | 1 | 1 | -5 | | | 2nd FG 12-27 | 44.4% | | |
| 11 | Randall Pettus II | G 28:06 | 3-12 | 1-8 | 0-0 | 2 | 2 | 4 | 4 | 1 | 7 | 0 | 3 | 1 | 0 | 1 | 9 | | | 3PT% 2-7 | 27.3% | | |
| 0 | Bryson Cokley | 21:07 | 3-7 | 1-3 | 2-2 | 0 | 1 | 1 | 4 | 1 | 9 | 0 | 0 | 1 | 0 | 0 | -4 | | | 3PT% 2-6 | 33.3% | | |
| 8 | DeMarco Johnson | 25:49 | 3-6 | 0-2 | 0-0 | 2 | 2 | 4 | 4 | 0 | 6 | 6 | 2 | 2 | 1 | 0 | 0 | | | OT FG 2-7 | 28.6% | | |
| 33 | Bryson Spell | 06:28 | 1-2 | 0-1 | 0-0 | 0 | 0 | 0 | 0 | 1 | 2 | 0 | 0 | 0 | 1 | 0 | -3 | | | 3PT% 5 | 50.0% | | |
| 22 | Ned Hull | 19:32 | 2-3 | 2-3 | 0-0 | 1 | 1 | 2 | 4 | 0 | 6 | 1 | 0 | 0 | 0 | 0 | -8 | | | OT FG 1-3 | 33.3% | | |
| 5 | Caleb Middleton | 02:51 | 1-2 | 0-0 | 0-0 | 0 | 0 | 0 | 0 | 0 | 2 | 0 | 0 | 0 | 0 | 0 | 7 | | | OT FG 1-1 | 100.0% | | |
| Team | | | | | | | | | | | | | | | | | | Total | | | 31-66 10-30 9-11 16 19 35 29 17 81 14 15 4 4 5 -1 | | |
| | | | | | | | | | | | | | | | | | | | | Dustin Bell 81.8% | | | |

Major Fouls: NONE

| Shooting By Period | |
|---------------------|-------------|
| 1 st FG% | 17-32 53.1% |
| 3PT% | 7-17 41.2% |
| FT% | 2-3 66.7% |
| 2 nd FG% | 12-27 44.4% |
| 3PT% | 3-11 27.3% |
| FT% | 2-2 100% |
| OT FG% | 2-7 28.6% |
| 3PT% | 0-2 0.0% |
| GM FG% | 5-6 83.3% |
| GM FG% | 31-66 47.9% |
| 3PT% | 10-30 33.3% |
| FT% | 9-11 81.8% |

Dead Ball Rebounds: 3-0

Virginia Tech - 82

Record: 11-2

| NO. | Name | Min | FG | | 3P | | FT | | Reb | | Fouls | | TP | AS | TO | ST | Blocks | | +/- | | | | | | | | | | | | | | | | | | | | | | |
|--------|------------------|---------|-------|-----|-----|------|----|----|-------|---|-------|----|----|----|----|----|--------|-------|-----|---|----|--|--|----|--|--|----|--|--|---|--|--|---|--|--|---|--|--|----|--|--|
| | | | M | A | M | A | M | A | O | D | T | P | | | | | F | B | | B | | | | | | | | | | | | | | | | | | | | | |
| 13 | Amani Hansberry | F 33:17 | 9-16 | 0-1 | 2-3 | 7 | 7 | 14 | 5 | 6 | 20 | 3 | 2 | 2 | 1 | 1 | 1 | 8 | | | | | | | | | | | | | | | | | | | | | | | |
| 32 | Christian Gurdak | C 28:11 | 6-8 | 0-0 | 5-7 | 4 | 2 | 6 | 2 | 4 | 17 | 0 | 1 | 0 | 1 | 0 | 1 | -1 | | | | | | | | | | | | | | | | | | | | | | | |
| 0 | Jailen Bedford | G 14:36 | 1-1 | 0-0 | 0-0 | 0 | 0 | 0 | 0 | 2 | 0 | 4 | 0 | 0 | 0 | 0 | -13 | | | | | | | | | | | | | | | | | | | | | | | | |
| 3 | Ben Hammond | G 43:38 | 5-12 | 1-4 | 4-5 | 0 | 2 | 2 | 2 | 7 | 15 | 3 | 1 | 2 | 0 | 1 | 8 | | | | | | | | | | | | | | | | | | | | | | | | |
| 10 | Tyler Johnson | G 34:32 | 2-5 | 1-2 | 2-4 | 3 | 2 | 5 | 4 | 3 | 7 | 1 | 2 | 2 | 0 | 0 | 0 | | | | | | | | | | | | | | | | | | | | | | | | |
| 2 | Jaden Schutt | 35:52 | 3-8 | 2-5 | 2-2 | 1 | 2 | 3 | 1 | 5 | 10 | 3 | 1 | 0 | 0 | 0 | 5 | | | | | | | | | | | | | | | | | | | | | | | | |
| 4 | Izaiah Pasha | 28:08 | 3-9 | 0-1 | 5-8 | 1 | 1 | 2 | 3 | 4 | 11 | 3 | 1 | 1 | 2 | 2 | 2 | | | | | | | | | | | | | | | | | | | | | | | | |
| 5 | Sin'Cere Jones | 06:46 | 0-1 | 0-0 | 0-0 | 1 | 1 | 2 | 0 | 0 | 0 | 0 | 0 | 0 | 1 | 0 | -4 | | | | | | | | | | | | | | | | | | | | | | | | |
| Team | | | | | | | | | | | | | | | | | | | | | | | | | | | | | | | | | | | | | | | | | |
| Totals | | | 29-60 | | | 4-13 | | | 20-29 | | | 18 | | | 36 | | | 17-29 | | | 82 | | | 13 | | | 13 | | | 7 | | | 5 | | | 4 | | | -1 | | |

| Shooting By Period | | | |
|--------------------|-------|-------|-------|
| 1st FG | FG | 14-30 | 46.7% |
| 3PT | 0-6 | 0.0% | |
| FT | 7-9 | 77.8% | |
| 2nd FG | FG | 12-24 | 50.0% |
| 3PT | 4-7 | 57.1% | |
| FT | 12-13 | 92.3% | |
| OT FG | FG | 3-5 | 50.0% |
| 3PT | 0-0 | 0.0% | |
| FT | 4-6 | 66.7% | |
| GMFG | FG | 29-60 | 48.3% |
| 3PT | 4-13 | 30.8% | |
| FT | 20-29 | 69.0% | |

Major Fouls: NONE

Major Fouls: NONE

| Shooting By Period | |
|---------------------|-------------|
| 1 st FG% | 14-30 46.7% |
| 3PT% | 0-6 0.0% |
| FT% | 7-9 77.8% |
| 2 nd FG% | 12-24 50.0% |
| 3PT% | 4-7 57.1% |
| FT% | 9-14 64.3% |
| OT FG% | 3-6 50.0% |
| 3PT% | 0-0 0.0% |
| FT% | 4-6 66.7% |
| GM FG% | 29-60 48.3% |
| 3PT% | 4-13 30.8% |
| FT% | 20-29 69.0% |

Dead Ball Rebounds: 3-0

| ELN | | VT | |
|------------------|---------------------------|---------------------------|--|
| Biggest lead | 19 (1 st 6:51) | 3 (2 nd 4:58) | |
| Best Scoring Run | 12 (1 st 6:51) | 11 (1 st 0:10) | |
| Lead Changes | 9 | | |
| Times Tied | 6 | | |
| Time with Lead | 37:44 | 04:23 | |

| Points from | | ELN | VT | Period by Period Scoring | | | | |
|---------------|--|-----|----|--------------------------|-----|-----|-----|-----|
| Turnovers | | 17 | 16 | | 1st | 2nd | OT1 | TOT |
| Paint | | 42 | 40 | ELN | 43 | 29 | 9 | 81 |
| Second Chance | | 16 | 21 | | | | | |
| Fast Breaks | | 4 | 4 | VT | 35 | 37 | 10 | 82 |
| Bench | | 25 | 21 | | | | | |

| Period by Period Scoring | | | | |
|--------------------------|-----|-----|-----|----|
| 1st | 2nd | OT1 | TOT | |
| ELN | 43 | 29 | 9 | 81 |
| VT | 35 | 37 | 10 | 82 |

GAME 14: VS. NO. 21 VIRGINIA (W, 95-85 IN 3OT)



Official Basketball Box Score - Final
Virginia at Virginia Tech
12/31/25 Cassell Coliseum, Blacksburg
2025-26 Men's Basketball

Game Time: 2:01 PM
Game Duration: 3:07
Attendance: 8,985

Officials: Clarence Armstrong, Doug Simons, Jemel Spearman

Virginia - 85

Record: 11-2 (0-1)

| NO. | Name | Min | FG | | 3P | | FT | | Reb | | Fouls | | TP | AS | TO | ST | Blocks | | +/- | |
|--------|-----------------|---------|-------|-------|-------|----|----|----|-----|----|-------|----|----|----|----|----|--------|----|-----|--|
| | | | M | A | M | A | M | A | OR | DR | PF | FD | | | | | BS | BA | | |
| 11 | Devlin Ties | F 38:35 | 3-12 | 2-7 | 0-0 | 3 | 5 | 8 | 3 | 0 | 8 | 3 | 0 | 0 | 0 | 2 | 1 | | | |
| 28 | Thijs De Ridder | F 44:50 | 9-20 | 3-11 | 1-2 | 2 | 11 | 13 | 4 | 2 | 22 | 5 | 6 | 1 | 1 | 1 | -2 | | | |
| 17 | Johann Grünloh | C 34:59 | 4-10 | 1-4 | 0-0 | 3 | 3 | 6 | 4 | 1 | 9 | 0 | 1 | 0 | 4 | 0 | 4 | | | |
| 1 | Malik Thomas | G 28:54 | 8-20 | 2-9 | 8-11 | 2 | 2 | 4 | 2 | 7 | 26 | 0 | 3 | 1 | 1 | 0 | -12 | | | |
| 30 | Dallin Hall | G 40:46 | 1-5 | 1-4 | 0-0 | 3 | 1 | 4 | 5 | 3 | 3 | 4 | 3 | 4 | 0 | 1 | 0 | | | |
| 5 | Sam Lewis | 23:38 | 0-5 | 0-2 | 0-0 | 1 | 6 | 7 | 3 | 0 | 0 | 1 | 1 | 1 | 0 | 0 | -27 | | | |
| 2 | Chance Mallory | 31:35 | 4-11 | 1-5 | 2-2 | 3 | 3 | 6 | 2 | 2 | 11 | 1 | 2 | 1 | 0 | 0 | -11 | | | |
| 33 | Ugonna Omyenso | 19:59 | 3-4 | 0-1 | 0-0 | 0 | 3 | 3 | 3 | 0 | 6 | 0 | 0 | 1 | 1 | 0 | -13 | | | |
| 12 | Elijah Gertrude | 11:43 | 0-2 | 0-2 | 0-0 | 0 | 0 | 0 | 1 | 1 | 0 | 1 | 0 | 0 | 0 | 1 | 10 | | | |
| Team | | | | | | | | | | | | | | | | | | | | |
| | | | | | | | | | | | | | | | | | | | | |
| Totals | | | 32-89 | 10-45 | 11-15 | 17 | 37 | 54 | 27 | 16 | 85 | 15 | 17 | 9 | 7 | 5 | -10 | | | |

| Shooting By Period | | | |
|--------------------|-------|-------|--|
| 1 st FG | 9-31 | 29.0% | |
| 3P ^{1st} | 3-17 | 17.6% | |
| FT ^{1st} | 3-7 | 42.9% | |
| 2 nd FG | 13-28 | 46.4% | |
| 3P ^{2nd} | 4-15 | 26.7% | |
| FT ^{2nd} | 4-15 | 26.7% | |
| OT FG | 10-30 | 33.3% | |
| 3P ^{3rd} | 1-33 | 23.1% | |
| FT ^{3rd} | 7-9 | 77.8% | |
| GM FG | 32-89 | 36.0% | |
| 3P ^{4th} | 10-45 | 22.2% | |
| FT ^{4th} | 11-15 | 73.3% | |

Major fouls: NONE

Dead Ball Rebounds: 2

Major Fouls: NONE

| Shooting By Period | |
|---------------------|-------------|
| 1 st FG% | 9-31 29.0% |
| 3PT% | 3-17 17.6% |
| FT% | 3-4 75% |
| 2 nd FG% | 13-28 46.4% |
| 3PT% | 4-15 26.7% |
| FT% | 1-2 50% |
| OT FG% | 10-30 33.3% |
| 3PT% | 3-13 23.1% |
| FT% | 7-9 77.8% |
| GM FG% | 32-89 36.0% |
| 3PT% | 10-45 22.2% |
| FT% | 11-15 73.3% |

Dead Ball Rebounds: 2-0

Virginia Tech - 95

Record: 12-2 (1-0)

| Shooting By Period | | | | | | | | | | | | | | | | | | | | |
|-----------------------|------------------|---------|-------|------|-------|-----|----|----|----------|----|-------|----|----|----|----|----|--------|--|-----|--|
| NO. | Name | Min | FG | | 3P | | FT | | Rebounds | | Fouls | | TP | AS | TO | ST | Blocks | | +/- | |
| | | | M-A | P-A | M-A | P-A | OR | DR | TOT | PF | FD | BS | | | | | BA | | | |
| 13 | Amani Hansberry | F 50:46 | 5-16 | 2-5 | 5-10 | 8 | 7 | 15 | 2 | 7 | 17 | 2 | 4 | 2 | 2 | 3 | 11 | | | |
| 32 | Christian Gurdak | C 45:56 | 7-10 | 0-0 | 3-7 | 7 | 12 | 19 | 1 | 5 | 17 | 1 | 3 | 0 | 0 | 1 | 18 | | | |
| 0 | Jailen Bedford | G 28:23 | 2-8 | 1-4 | 0-0 | 1 | 2 | 3 | 2 | 0 | 5 | 0 | 1 | 0 | 0 | 1 | -17 | | | |
| 2 | Jaden Schutt | G 36:22 | 3-11 | 3-8 | 0-0 | 0 | 4 | 4 | 1 | 9 | 0 | 1 | 2 | 0 | 1 | 28 | | | | |
| 17 | Neoklis Avdalas | G 48:53 | 5-21 | 3-11 | 4-6 | 0 | 8 | 8 | 1 | 4 | 17 | 4 | 5 | 0 | 1 | 0 | 20 | | | |
| 3 | Ben Hammond | 42:24 | 7-16 | 0-0 | 16-18 | 2 | 3 | 5 | 4 | 9 | 30 | 5 | 0 | 2 | 1 | 1 | 10 | | | |
| 4 | Izaiah Pasha | 09:06 | 0-0 | 0-0 | 0-0 | 0 | 0 | 0 | 0 | 0 | 0 | 0 | 0 | 0 | 1 | 0 | -14 | | | |
| 5 | SinCere Jones | 13:11 | 0-0 | 0-0 | 0-0 | 0 | 0 | 0 | 2 | 1 | 0 | 0 | 0 | 1 | 0 | 0 | -6 | | | |
| Team | | | | | | | | | | | | | | | | | | | | |
| Totals | | | 29-82 | 9-28 | 28-41 | 20 | 40 | 60 | 16 | 27 | 95 | 12 | 14 | 7 | 5 | 7 | 10 | | | |
| Major Fouls: NONE | | | | | | | | | | | | | | | | | | | | |
| Dead Ball Rebounds: 9 | | | | | | | | | | | | | | | | | | | | |

Major Fouls: NONE

| Points from Turnovers | | UVA | | VT | | |
|-----------------------|-----|-----|-----|-----|-----|----|
| 1st | 2nd | OT1 | OT2 | OT3 | TOT | |
| UVA | 24 | 31 | 13 | 10 | 7 | 85 |
| VT | 23 | 32 | 13 | 10 | 17 | 95 |

| UVA | | VT | |
|------------------|---------------------------|------------------------------|--|
| Biggest lead | 4 (1 st 19:02) | 10 (3 rd OT 0:15) | |
| Best Scoring Run | 8 (1 st 1:09) | 13 (1 st 13:14) | |
| Lead Changes | 21 | | |
| Times Tied | 17 | | |
| Time with Lead | 12:21 | 31:42 | |

| Points from | | UVA | VT |
|---------------|--|-----|----|
| Turnovers | | 11 | 15 |
| Paint | | 44 | 34 |
| Second Chance | | 13 | 22 |
| Fast Breaks | | 5 | 7 |
| Bench | | 17 | 30 |

| Period by Period Scoring | | | | | | |
|--------------------------|-----|-----|-----|-----|-----|-----|
| | 1st | 2nd | OT1 | OT2 | OT3 | TOT |
| UVA | 24 | 31 | 13 | 10 | 7 | 85 |
| VT | 23 | 32 | 13 | 10 | 17 | 95 |

GAME 15: AT WAKE FOREST (L, 78-81)



Official Basketball Box Score - Final
Virginia Tech at Wake Forest
01/03/26 LUM Coliseum, Winston-Salem
2025-26 Men's Basketball

Game Time: 12:00 PM
Game Duration: 2:15
Attendance: 8,460

Officials: Bill Covington, Tim Clougherty, Tyler Kumpf

Virginia Tech - 78

Record: 12-3 (1-1)

| NO. | Name | Min | FG | | 3P | | FT | | Rebounds | | Fouls | | TP |
|-----|------|-----|----|--|----|--|----|--|----------|--|-------|--|----|
|-----|------|-----|----|--|----|--|----|--|----------|--|-------|--|----|



JAILEEN BEDFORD
GS. • G • 6-4 • 190
AUSTIN, TEXAS
HUTTO (UNLV)



TOBI LAWAL
SR. • F • 6-8 • 215
LONDON, ENGLAND
LEE ACADEMY (VCU)



JADEN SCHUTT
R-JR. • G • 6-5 • 200
YORKVILLE, ILL.
YORKVILLE CHRISTIAN (DUKE)



BEN HAMMOND
SO. • G • 5-11 • 170
MANASSAS, VA
PAUL IV



IZAIAH PASHA
SO. • G • 6-5 • 205
HARRISBURG, PA
CARDINAL O'HARA (DELAWARE)



SIN'CERE JONES
FR. • F • 6-7 • 230
PORTSMOUTH, VA
CHURCHLAND



BRETT FREEMAN
FR. • G • 6-5 • 180
CHARLOTTE, N.C.
ARDREY KELL



TYLER JOHNSON
SO. • G • 6-5 • 210
ORLANDO, FLA.
OAK RIDGE



AMANI HANSBERRY
JR. • F • 6-8 • 240
SILVER SPRING, MD.
MOUNT SAINT JOSEPH (WVU)



SHAMARIUS PETERKIN
FR. • G • 6-4 • 174
WINSTON-SALEM, N.C.
MOUNT TABOR



NEOKLIS AVDALAS
FR. • G • 6-9 • 215
KALAMATA, GREECE
PERISTERI B.C.



SOLOMON DAVIS
FR. • C • 6-11 • 225
HYATTSVILLE, MD.
DEMATHA CATHOLIC



CHRISTIAN GURDAK
FR. • C • 6-10 • 260
CHARLES TOWN, W. VA.
GONZAGA COLLEGE



ANTONIO DORN
FR. • C • 7-0 • 230
HAMBURG, GERMANY
VFL KIRCHHEIM



MIKE YOUNG
HEAD COACH
7th SEASON



CHESTER FRAZIER
ASSOCIATE HC
3rd SEASON
(SECOND STINT)



J.D. BYERS
ASSISTANT COACH
3rd SEASON



DAVID MOATS
ASSISTANT COACH
1st SEASON