

REVISED PLANT PALETTE

Regional landscape zones define the campus landscape. The plateau and the prairie create two distinct landscape typologies. The presence of the San Marcos River and the ponds add a third landscape zone to the Texas State University campus wetlands.

PLATEAU

If any loose cover ever cloaked the Edwards Plateau, it has long since been carried away by erosion. As an elevated, comparatively level expanse of land, it is an erosional region with thin soil over limestone.

PRAIRIE













Topography of the Blackland Prairies region is gently rolling to nearly level and well dissected for rapid surface drainage. It is an extensive tract of level or rolling land covered with coarse grass and characterized by a deep, fertile soil, a dark-colored alkaline clay interspersed with some gray acid sandy loams.

WETLAND













Wetlands are areas where water covers the soil or is present either at or near the surface of the soil all year or for varying periods of time during the year, including during the growing season. Water saturation largely determines how the soil develops and the types of plant communities living in and on the soil. Wetlands may support both aquatic and terrestrial species. The prolonged presence of water creates conditions that favor the growth of specific plants and promotes the development of characteristic wetland soils.

The plant palette, that follows, is structured to reflect these three landscape zones with a predominance of native plants. Plant material should be selected from the plant list that follows. Variations from this list must be submitted to the Director of Grounds Operations and approved by the Associate Vice President for Facilities.













PLANT PALETTE

SHADE TREES		SCIENTIFIC NAME COMMON NAME	ZONE/ LANDSCAPE APPLICATION	DECIDUOUS/ EVERGREEN	HEIGHT/WIDTH	EXPOSURE	GROWTH RATE	FRUIT/BERRY	FLOWER	BLOOM TIME	RECOMMENDED PLANTING SIZE	GENERAL COMMENTS
		Acer Sp	W/PL/Pr	D	80'hx40'w	Sun	Fast-Medium	Samara Seeds	N/A	N/A	5-20 gal.	Desirable shade tree with reliable fall.
		<i>Carya illinoensis</i> / Pecan	PR/W	D	70'hx60'w	Sun	Medium	Pecans in Fall	N/A	N/A	3" cont.	Official State of Texas tree; best used away from sidewalks & cars due to sticky sap drip & nuts; great shade tree; long-lived. (Replacement & infill)
		+ <i>Cupressus arizonica</i> / Arizona Cypress	PL	E	40'hx30'w	Sun	Fast	N/A	N/A	N/A	20 gal.	Dense plant; blue-green foliage; very feathery.
		+ <i>Fraxinus texensis</i> / Texas Ash	PL	D	40'hx40'w	Sun/Part Shade	Medium-Fast	Seeds	N/A	N/A	3" cal.	Beautiful fall color (red/orange/yellows).
		Liquidambar styraciflua / Sweetgum	W	D	100'hx60'w	Sun	Medium	Thorny Balls	N/A	N/A	15 - 20 gal.	Fall color of red, yellow, orange, maroon. Contained growth habit.
		<i>Magnolia grandiflora</i> / Southern Magnolia	PR	E	60'hx30'w	Sun	Medium	Red Seeds	Creamy White	April-July	30 gal.	Good for screening; beautiful flowers; grows in wide habitat in Texas.





PLANT PALETTE

		SCIENTIFIC NAME COMMON NAME	ZONE/ LANDSCAPE APPLICATION	DECIDUOUS/ EVERGREEN	HEIGHT/WIDTH	EXPOSURE	GROWTH RATE	FRUIT/BERRY	FLOWER	BLOOM TIME	RECOMMENDED PLANTING SIZE	GENERAL COMMENTS
		<i>Platanus mexicana</i> / Mexican Sycamore	PR	D	80'hx70'w	Sun	Fast	Brown Balls	N/A	N/A	15 - 20 gal.	Exfoliating bark. Large silver leaves.
		<i>Platanus occidentalis</i> / American Sycamore	W	D	80'hx70'w	Sun	Fast	Brown Ball	N/A	N/A	15 - 20 gal.	Exfoliating Bark.
		<i>Populus deltoides</i> / Cottonwood	W/PR	D	100'hx80'w	Sun	Fast	Silky White	N/A	N/A	15 - 20 gal.	Yellow Fall color. Very large tree.
		<i>Prosopis glandulosa</i> / Mesquite	PR	D	40'hx40'w	Sun	Medium	N/A	N/A	N/A	15 - 20 gal.	Open canopy with light shade cast. Drought tolerant.
		<i>Quercus spp</i> / Oak	PL/PR	D/E	100'hx80'w	Sun	Medium	Acorn	N/A	N/A	15 - 20 gal.	Sturdy desirable shade trees. Various sizes.
		<i>Sabal texana</i> / Texas Palm	W/PR	E	30'hx10'w	Sun	Slow-Medium	Seeds	N/A	N/A	5 - 20 gal.	Native Texas Palm-winter hardy.













PLANT PALETTE

SCIENTIFIC NAME COMMON NAME	ZONE/ LANDSCAPE APPLICATION	DECIDUOUS/ EVERGREEN	HEIGHT/WIDTH	EXPOSURE	GROWTH RATE	FRUIT/BERRY	FLOWER	BLOOM TIME	RECOMMENDED PLANTING SIZE	GENERAL COMMENTS
  <i>Sapindus drummondii</i> / Western Soap- berry	PL/PR	D	40'hx20'w	Sun	Medium	Showy Fruit	N/A	N/A	5 - 20 gal.	Good native with fall color and nice fruit
  <i>Taxodium distichum</i> / Bald Cypress	PR/W	D	70'hx30'w	Sun	Medium	Small Cones	N/A	March	3" cal.	Best known river edge shade tree in San Marcos; tolerates dry & moist soils; coppery fall color.
  + <i>Taxodium mucronatum</i> / Montezuma Cypress	PR	E	45'h	Sun	Medium-Fast	Small Cones	N/A	March	3" cal.	Can tolerate drier conditions than Bald Cypress; mostly evergreen.
  <i>Ulmus crassifolia</i> / Cedar Elm	PL/PR	D	60'hx30'w	Sun	Medium	Winged Seeds	N/A	N/A	3" cal.	Best tree for shade & lack of required maintenance; no pests; gold & yellow fall color; plant in clumps / patterns. Native
  <i>Ulmus parvifolia</i> / Lacebark Elm	PL/PR	D	50'hx40'w	Sun	Fast	N/A	N/A	Fall Seeds	3" cal.	Good fast-growing shade tree; few pests; bark is wonderful: flaky, reddish tan - its best feature.
ORNAMENTAL TREES										
  <i>Acacia farnesiana</i> / Huisache	PL	D	25'hx25'w	Sun	Fast	Small Seeds	Yellow-Gold	March-April	10-20 gal.	Very tough, fast-growing xeric tree; usefull for slope stabilization.













PLANT PALETTE

SCIENTIFIC NAME COMMON NAME	ZONE/ LANDSCAPE APPLICATION	DECIDUOUS/ EVERGREEN	HEIGHT/WIDTH	EXPOSURE	GROWTH RATE	FRUIT/BERRY	FLOWER	BLOOM TIME	RECOMMENDED PLANTING SIZE	GENERAL COMMENTS
  <i>Aesculus pavia</i> / Red Buckeye	PL/PR	D	20'hx20'w	Sun/Shade	Slow	Large Brown Rounded	Red	March	5-10 gal.	Understory small tree with ornamental flowers. Drought tolerant.
  <i>Bauhinia con- gesta</i> / Anaconcho Orchid Tree	PL/PR-A	D	10'hx8'w	Sun/Part Shade	Fast	Flat Legume, Small & Incon- spicuous	White or Pale Pink	Spring	20 gal.	Usually multi-trunked with beautiful light green leaves; best used as an under- story tree; seems to like limestone conditions; drought tolerant.
  <i>Cercis canadensis</i> <i>'texana'</i> / Texas Redbud	PL/PR	D	25'hx25'w	Sun/Shade	Medium - Fast	N/A	Pink	Feb-Mar	20 gal.	Herald of Spring; use in masses
  <i>Cercis canadensis</i> <i>'mexicana'</i> / Mexican Redbud	PL/PR	D	20'hx20'w	Sun/Shade	Medium-Fast	N/A	Pink - Lavender	Feb-Mar	20 gal.	Same as Texan, but Mexican redbud is best as multi-trunk and leaves are crinkled.
  <i>Cornus drum- mondii</i> / <i>Roughleaf</i> <i>dogwood</i>	W-PR	D	20'hx20'w	Sun/Part Shade	Medium-Fast	White Drupe	Creamy White	April-May	5-15 gal.	White spring flow- ers; red fall color; understory-moist areas; wildlife plant
  + <i>Chilopsis</i> <i>linearis</i> / Desert Willow	PL	D	20'hx20'w	Sun	Medium-Fast	Long Seed Pods	Pink to Violet	Late Spring - Early Fall	20 gal.	Prefers dry locations; good for hot parking lots; striking when up-lit.













PLANT PALETTE

SCIENTIFIC NAME COMMON NAME	ZONE/ LANDSCAPE APPLICATION	DECIDUOUS/ EVERGREEN	HEIGHT/WIDTH	EXPOSURE	GROWTH RATE	FRUIT/BERRY	FLOWER	BLOOM TIME	RECOMMENDED PLANTING SIZE	GENERAL COMMENTS
  <i>Cotinus obovatus</i> /Smoketree	PR	D	25'hx25'w	Sun	Medium-Fast	N/A	Pink - Lavender	Feb-Mar	20 gal.	Same as Texan, but Mexican redbud is best as multi-trunk and leaves are crinkled.
  <i>Cupressus sempervirens</i> / Italian Cypress	PL	D	30'hx4'w	Sun	Medium-Fast	White Drupe	Creamy White	April-May	5-15 gal.	White spring flowers; red fall color; understory-moist areas; wildlife plant
  + <i>Diospyros texana</i> Texas Persimmon	PL	E	15'hx10'w	Sun	Medium-Fast	Long Seed Pods	Pink to Violet	Late Spring - Early Fall	20 gal.	Prefers dry locations; good for hot parking lots; striking when up-lit.
  <i>Hibiscus syriacus</i> / Rose of Sharon cultivars	PL/PR	D	8'hx6'w	Sun	Medium	N/A	Give Smoky appearance	Spring	10 - 15 gal.	Beautiful Fall color hold. Orange, interesting flowers.
  <i>Cupressus sempervirens</i> / Italian Cypress	PL	D	30'hx4'w	Sun	Medium-Fast	N/A	N/A	N/A	5 - 20 gal.	Upright evergreen. Good for small vertical spaces.
  + <i>Diospyros texana</i> Texas Persimmon	PL	E	15'hx10'w	Sun	Slow	Small Round Fruit / Black	White	Early Spring	20 gal.	Beautifully shaped & multi-trunked; good small tree for dry locations; excellent native; flaky exfoliating trunk.













PLANT PALETTE

SCIENTIFIC NAME COMMON NAME	ZONE/ LANDSCAPE APPLICATION	DECIDUOUS/ EVERGREEN	HEIGHT/WIDTH	EXPOSURE	GROWTH RATE	FRUIT/BERRY	FLOWER	BLOOM TIME	RECOMMENDED PLANTING SIZE	GENERAL COMMENTS
  <i>Hibiscus syriacus</i> / Rose of Sharon cultivars	PL-PR	D	8'hx6'w	Sun	Slow-Medium	N/A	Many Colors	Late Spring	10 - 15 gal.	Many colors with very ornamental blooms. Accent plant.
  <i>Ilex decidua</i> / Possum Haw	PL-PR	D	15'hx10'w	Sun/Shade	Medium - Fast	Bright Red	N/A	Late Fall to Winter	6 ft. Container	Under used Winter-time tree; one of the best for red Christmastime color; good for wildlife food
  <i>Ilex vomitoria</i> / Yaupon Holly	PL-PR	E	15'hx10'w	Sun/Shade	Medium - Fast	Bright Red	N/A	Winter	20 gal.	Good for screening and accent
  <i>Juniperus virginiana</i> / Eastern red cedar	PL-PR	E	50'hx40'w	Sun	Medium - Fast	Blue berries	N/A	Winter	5-15 gal.	Fast growing evergreen-screen plant -valuable to wildlife
  <i>Lagerstroemia indica</i> / Crape Myrtle	PL-PR	D	25'hx15'w	Sun	Fast	Seeds follow flowers	White/Pink/ Purple/Red	Summer	15-45 gal.	Light-colored bark; good silhouette; blooms when most other trees don't; grows everywhere
  <i>Leucaena retusa</i> / Goldenball Leadtree	PL-PR	D	25'hx15'w	Sun	Slow	Green apple fruit; very bitter but can be used in jellies.	White	April	5 gal.	Rare plant, but excellent Hill Country native; hard to find; multiple colors on Fall foliage; wonderful fragrance.













PLANT PALETTE

SCIENTIFIC NAME COMMON NAME	ZONE/ LANDSCAPE APPLICATION	DECIDUOUS/ EVERGREEN	HEIGHT/WIDTH	EXPOSURE	GROWTH RATE	FRUIT/BERRY	FLOWER	BLOOM TIME	RECOMMENDED PLANTING SIZE	GENERAL COMMENTS
  <i>Myrospermum sousanum / Arroyo Sweetwood</i>	PL-PR	D	25'hx15'w	Sun	Medium - Fast	Flat brown pods	Creamy white	April - May	5-15 gal.	Very heat and drought tolerant, small tree with light shade
  <i>Parkinsonia aculeata / Retama</i>	PL	D	20'hx15'w	Sun	Fast	N/A	Yellow	Spring	20 gal.	Frangrance! Drought tolerant; airy feel; low maintenance native clusters; good for holding slopes
  <i>Pistacia texana / Texas Pistachio</i>	PL	E	30'hx15'w	Sun/Part Shade	Medium	Red to Dark Blue/ Black	White Clusters	Spring	10-20 gal.	Often multi-trunked, this bushy evergreen is easy to grow in well-drained soil & is drought tolerant.
  <i>Prunus caroliniana / Cherry Laurel</i>	PL/PR	E	20'hx15'w	Sun	Medium	Black seeds	White	Spring	10-20 gal.	Bush and drak green; good for screening; wildlife food; prune into shapes.
  <i>Prunus mexicana / Mexican Plum</i>	PL/PR	D	25'hx20'w	Sun/Shade	Stow	Fruits 1" diameter, late Summer to Fall	White	March	20 gal.	Yellow Fall color with orange painted in; best companion to Redbud for Spring bloom; few pests.
  <i>Prunus trifoliata / Wafer Ash</i>	PR	D	15'hx10'w	Sun/Shade	Stow	Samaras	Green-White	Spring	5 gal.	Winged fruit is the most distinctive feature; very aromatic foliage; drought tolerant; good wildlife food & shelter.













PLANT PALETTE

		SCIENTIFIC NAME COMMON NAME	ZONE/ LANDSCAPE APPLICATION	DECIDUOUS/ EVERGREEN	HEIGHT/WIDTH	EXPOSURE	GROWTH RATE	FRUIT/BERRY	FLOWER	BLOOM TIME	RECOMMENDED PLANTING SIZE	GENERAL COMMENTS
		<i>Punica granatum</i>	PL/PR	D	15'hx8'w	Sun/Shade	Medium	Fruit Apple Size Edible	Orange	April / May	5 - 20 gal.	Beautiful orange flowers; edible fruit; good habitat
		<i>Rhus lanceolata</i> / <i>Flameleaf Sumac</i>	PL-A	D	15'hx15'w	Sun	Fast	Dark Red	White	Summer	5 -10 gal.	Bright red-orange Fall color; wildlife food.
		<i>Sophora secundiflora</i> / Texas Mountain Laurel	PL/PR	D	20'hx10'w	Sun	Slow	Bright Red Seeds	Violet	March	5 gal.	Great fragrance; the best small evergreen native tree; good in rocky soil; good for uplighting
		<i>Sophora affinis</i> / Eve's Necklace	PR	D	20'hx15'w	Sun	Slow	Black Pod	Pink-White	Late Spring	10 - 15 gal.	Black seed pods form necklace. Legume family.
		<i>Ungnadia speciosa</i> / Mexican Buckeye	PL	D	20'hx20'w	Sun/Shade	Medium	Shiny Black	Pink-Purple	March	5 or 10 gal.	Good for planters or hillside clumps; blooms look like Redbuds
		+ <i>Viburnum Rufidulum</i> / Black Haw Viburnum	PL-A	D	15'h	Sun	Medium	Shiny Black	White	Late Spring	5 gal.	Maroon Fall Color













PLANT PALETTE

		SCIENTIFIC NAME COMMON NAME	ZONE/ LANDSCAPE APPLICATION	DECIDUOUS/ EVERGREEN	HEIGHT/WIDTH	EXPOSURE	GROWTH RATE	FRUIT/BERRY	FLOWER	BLOOM TIME	RECOMMENDED PLANTING SIZE	GENERAL COMMENTS
		<i>Vitex agnus-castus</i> / Chaste Tree	W	D	20'hx20'w	Sun	Fast	Strong Scented	Blue / White	Late Spring	5 - 10 gal.	Deer proof and drought tolerant.
SHRUBS												
		<i>Berberis swaseyi</i> / Texas Barberry	PL-A	E	3'hx3'w	Sun/Part Shade	Slow	N/A	Yellow	March	1-5 gal.	Rare plant - very lush evergreen understory shrub.
		<i>Berberis trifoliolata</i> - Agarita	PR\PL	E	5'hx6'w	Sun/Part Shade	Slow	N/A	Yellow	March	1-5 gal.	Green evergreen screen.
		<i>Caesalpinia-red & yellow</i> / Bird of Paradise	PL	D	10'hx10'w	Sun	Medium	Bronze Seed Pods	Red & Yellow	May-Aug	20 gal.	Very colorful blooming in hot summers
		<i>Callicarpa americana</i> / American Beauty Berry	PL	D	4'hx5'w	Sun/Shade	Medium	Purple Berries - Fall	White	Late Spring	5 gal.	Fascinating native shrub; purple berries are a curiosity and good wildlife food
		<i>Cassia lindeheimeriana</i> / Lindeheimer Senna	PR	D	3'hx3'w	Sun	Medium	N/A	Yellow	Late Summer	1 - 5 gal.	













PLANT PALETTE

		SCIENTIFIC NAME COMMON NAME	ZONE/ LANDSCAPE APPLICATION	DECIDUOUS/ EVERGREEN	HEIGHT/WIDTH	EXPOSURE	GROWTH RATE	FRUIT/BERRY	FLOWER	BLOOM TIME	RECOMMENDED PLANTING SIZE	GENERAL COMMENTS
		- <i>Eleagnus pungens</i> / Eleagnus	PL	D	7'hx7'w	Sun	Fast	N/A	Silver	Fall	5 gal.	Ebbenji' is the best variety; fast and large dense hedge for screening; can be sheared into box hedge
		- <i>Fatsia japonica</i> / Fatsia	PL-PR	E	6'hx5'w	Shade	Slow	N/A	White	Fall	5 gal.	Shade plant; tropical foliage; good for accent
		<i>Feijoa sellowiana</i> / Pineapple Guava	PR	E	7'hx7'w	Sun/Shade	Medium	3" Long	Pink-White	Early Summer	5 gal.	Attractive white in bloom. Evergreen / silver foliage.
		+ <i>Hibiscus militaris</i> / Rose Mallow	W	D	3'hx5'w	Sun/Part Shade	Medium	White to Pink	White /Red	May-Oct	5 gal.	Prefers moist locations & blooms all summer.
		<i>Jasminum mesnyi</i> / Primrose Jasmine	PL-PR	E	6'hx6'w	Sun/Shade	Fast	N/A	Yellow	March	5 gal.	Cascading shrub; spills over walls; deer-resistant
		<i>Leucophyllum frutescens</i> <i>cenizo</i> / Greencloud Sage	PL/PR	E	4'hx4'w	Sun	Medium	N/A	Pink	Summer	5 gal.	Greenish-grey foliage; heat and drought tolerant













PLANT PALETTE

SCIENTIFIC NAME COMMON NAME	ZONE/ LANDSCAPE APPLICATION	DECIDUOUS/ EVERGREEN	HEIGHT/WIDTH	EXPOSURE	GROWTH RATE	FRUIT/BERRY	FLOWER	BLOOM TIME	RECOMMENDED PLANTING SIZE	GENERAL COMMENTS
  <i>Leucophyllum frutescens</i> / Texas Sage	PL/PR	E	6'hx6'w	Sun	Medium	N/A	Pink	Summer	5 gal.	Silver-grey foliage; soft foliage; blooms after Summer rains; specimen in a mass
  <i>Mimosa Borealis</i> / <i>Fragrant Mimosa</i>	PL/PR	D	3'h	Sun	Medium	N/A	White-Pink	March Early Summer	1-5 gal.	For difficult soils. Drought tolerant.
  <i>Maphigia puniceifolia</i> <i>Barbados Cherry</i>	PR/PL	E	5'hx4'w	Sun/Part Shade	Fast	Red	Pink	Spring - Summer	3-5 gal.	Evergreen during mild winters. Good small hedge with nice flowers-fruit.
  <i>Nerium oleander</i> <i>'Petite'</i> <i>Dwarf oleander</i>	PR – use at a minimum	E	4'hx4'w	Sun	Fast	N/A	Red - Salmon	Early Summer	5 gal.	Evergreen and could be used as hedge. Nice flower color.
  + <i>Rhus aromatica</i> / Fragrant Sumac	PL/PR	D	5'hx6'w	Sun/Part Shade	Medium	Red Seeds	Yellow	March	5 gal.	Understory shrub with good fall color; tolerates any soil.
  <i>Rhus virens</i> / Evergreen Sumac	PL/PR	E	6'hx8'w	Sun	Slow	Red	White	Summer	5 gal.	Hard to establish, but very good low-maintenance shrub; wildlife food & screening shrub.













PLANT PALETTE

SCIENTIFIC NAME COMMON NAME	ZONE/ LANDSCAPE APPLICATION	DECIDUOUS/ EVERGREEN	HEIGHT/WIDTH	EXPOSURE	GROWTH RATE	FRUIT/BERRY	FLOWER	BLOOM TIME	RECOMMENDED PLANTING SIZE	GENERAL COMMENTS
  <i>Rhus aromatica</i> Sumac	PL	D	5'hx8'w	Full Sun	Slow - Medium	Orange Berries	Yellow	Climbs via tendrils; very showy in early Spring. Early Spring	1 gal.	Fragrant Flowers, Good Cover for Banks
  <i>Rose Spp. Cultivars</i>	PL/PR/A	D	Many Sizes	Sun/Part Shade	Fast	N/A	Many Colors	Spring-Summer	5 gal.	Antique roses, thornless, many different flower colors. Should be used.
  <i>Rosmarinus officinalis</i> Rosemary	PL	E	24"hx36"w	Sun	Medium	N/A	Blue or White	Winter	1 gal.	Spills over walls; good spreading shrub/groundcover; very heat tolerant.
  <i>Sabal minor</i> Dwarf Palmetto	PR/W	E	6'hx6'w	Shade	Slow	N/A	N/A	N/A	5 gal.	Native palm; occurs on Blanco River; good on riversides or in deep shade
  <i>Salvia Sp.</i>	PL/PR	E	3'hx3'w	Sun/Part Shade	Fast	N/A	Red, White, Blue & Pink	Spring-Fall	1 gal.	Many desirable Salvias are available. Good flower color during hot weather.
  <i>Senna Corymbosa</i> Flowering Senna	PL-A	D/E	8'hx8'w	Sun	Medium	Small Seeds	Yellow	Apr.-Sept.	5 gal.	Bright ornamental shrub; colorful & heat tolerant.







PLANT PALETTE

SCIENTIFIC NAME COMMON NAME	ZONE/ LANDSCAPE APPLICATION	DECIDUOUS/ EVERGREEN	HEIGHT/WIDTH	EXPOSURE	GROWTH RATE	FRUIT/BERRY	FLOWER	BLOOM TIME	RECOMMENDED PLANTING SIZE	GENERAL COMMENTS
  <i>Xylosma congestum</i> / <i>Xylosma</i>	PR	E	12'hx12'w	Sun/Part Shade	Medium-Fast	N/A	N/A	N/A	5 gal.	Evergreen hedge plant with glossy green leaves.
<div style="background-color: yellow; padding: 2px; text-align: center; font-weight: bold;">PERENNIALS</div>										
  <i>Achillea millefolium</i> / <i>Yarrow</i>	PR/PI	E	2'hx2'w	Sun/Shade	Medum	N/A	White, Yellow & Pink	Late Spring	1 gal.	Fern like ground cover with good seasonal color
  <i>Agave spp.</i> / <i>Agave cultivars</i>	PL	E	3'hx4" w	Sun/Part Shade	Fast	N/A	White-Red	Spring/Summer	1-5 gal.	Tolerate of dry and hot locations. Many colors and textures.
  <i>Anisacanthus wrightii</i> / <i>Flame Acanthus</i>	PL	D	3"hx3" w	Sun	Fast	N/A	Orange-Red	Summer	1 gal.	Good summer and hot weather bloomer. Drought tolerant.
  <i>Aquilegia spp.</i> / <i>Columbine</i>	PL/PR	D	2"hx2" w	Part Sun/Shade	Medum	N/A	Yellow-Yellow Red	Early Summer	1 gal.	Unique flower in shade.
  <i>Artemesia sp.</i> / <i>Artemesia</i>	PL	D	24"hx30" w	Sun	Fast	N/A	N/A	N/A	1 gal.	'Powis Castle' preferred variety; best gray foliage perennial for Central Texas.







PLANT PALETTE

		SCIENTIFIC NAME COMMON NAME	ZONE/ LANDSCAPE APPLICATION	DECIDUOUS/ EVERGREEN	HEIGHT/WIDTH	EXPOSURE	GROWTH RATE	FRUIT/BERRY	FLOWER	BLOOM TIME	RECOMMENDED PLANTING SIZE	GENERAL COMMENTS
		<i>Aster frikartii</i> / Fall Aster	PL	D	24"hx36"w	Sun	Fast	N/A	Purple	Sept-Oct	1 gal.	Colorful perennial; great for odd spaces; low-maintenance
		<i>Chasmanthium latifolium</i> / <i>Inland Sea Oats</i>	PR	D	3'hx1'w	Part Shade/ Shade	Slow	Ivory Seeds	Green-Gold	June-October	1 gal.	Prevent creek banks from eroding. In fall seed and leaves turn warm ivory.
		<i>Coreopsis lanceolata</i> / Coreopsis	PL	D/E	20"hx12"w	Sun	Medium	N/A	Gold - Yellow	May	1 gal.	Showy and tough.
		<i>Chrysactinia mexicana</i> / Damianita	PL	D/E	18"hx18"w	Sun	Fast	N/A	Yellow	May-Sept.	1 gal.	Vibrant yellow flow- ers; bouquet-like shape.
		<i>Dasylirion spp.</i> Sotol	PL/PR	E	4"hx4"w	Sun/Part Shade	Fast	N/A	White	Early Summer	1-5 gal.	Green to blue-green foliage. Drought tolerant.
		<i>Echinacea purpurea</i> / Purple Cone Flower	PL/PR	D	2"hx2"w	Sun/Part Shade	Fast	N/A	Purple	Spring	1-5 gal.	Long flowers stay purple.







PLANT PALETTE

SCIENTIFIC NAME COMMON NAME	ZONE/ LANDSCAPE APPLICATION	DECIDUOUS/ EVERGREEN	HEIGHT/WIDTH	EXPOSURE	GROWTH RATE	FRUIT/BERRY	FLOWER	BLOOM TIME	RECOMMENDED PLANTING SIZE	GENERAL COMMENTS
 <i>Equisetum hyemale</i> / Horsetail	W	E	1'hx3'w	Sun/Part Shade	Fast	N/A	N/A	Summer	1 gal.	Spreads by underground roots; erect form makes an excellent accent plant.
 <i>Eupatorium spp.</i> / Mistflower	PL/PR	E	3'hx3'w	Sun/Part Shade	Fast	N/A	Purple-White	Spring-Fall	1 gal.	Good fall bloomer with white flowers.
 <i>Gaillardia pulchel- la</i> / Firewheel, Indian Blanket	PL/PR	D	18"hx18"w	Sun	Fast	N/A	Maroon & Gold	April - July	.4" - 1 gal.	Wild flower; Texas State colors
 <i>Hesperaloe parviflora</i> / Red Yucca	PL	E	24"hx24"w	Sun	Slow	N/A	Coral flowers on 4' stalk	May	5 gal.	Coral color bloom spike; use in mass- es; good for drought locations; very heat & sun tolerant
 <i>Hymenocallis liriosme</i> / Spider Lily	W	D	15"-25"hx1'-2'w	Sun/Part Shade	Medium	N/A	White	Spring-July	1 gal.	Beautiful flowers; plant in large colonies.
 <i>Iris spp.</i>	PL/PR	E	2"hx2'w	Sun/Part Shade	Medium	N/A	White, Yellow & Blue	Spring	1 gal.	Many different varieties and colors. Mostly Spring blooms.













PLANT PALETTE

	SCIENTIFIC NAME COMMON NAME	ZONE/ LANDSCAPE APPLICATION	DECIDUOUS/ EVERGREEN	HEIGHT/WIDTH	EXPOSURE	GROWTH RATE	FRUIT/BERRY	FLOWER	BLOOM TIME	RECOMMENDED PLANTING SIZE	GENERAL COMMENTS
	<i>Lantana sp.</i>	PL/PR	D	36"hx48"w	Sun	Fast	N/A	Red, Yellow, Orange & Pink	Mar.-Oct.	1 gal.	Great low-maintenance color perennial.
	<i>Liriope muscari /</i> Big Blue Liriope	PL/PR	E	1"hx1"w	Sun/Shade	Medium	N/A	Purple	Summer	1 gal.	Good evergreen ground cover for shade. Needs more water in sun.
	<i>Liriope gigantea /</i> Giant Liriope	PL/PR	E	24"hx24"w	Sun/Shade	Slow	N/A	N/A	Summer	1 gal.	Large version of old favorite; can tolerate prolonged dry periods after established; use for accents and ground cover.
	<i>Malaviscus arboreus /</i> Mexican Turk's Cap	PR	D	5'hx4'w	Sun/Shade	Fast	Red	Red	May-Oct.	1 gal.	Hummingbird attractor; seed good for birds; Mexican native very adapted.
	<i>Miscanthus sinensis /</i> Madengrass	PR	E	4'hx3'w	Sun	Fast	N/A	Seed Head	Late Summer-Fall	1 gal.	Attractive clumping with ornamental grass.
	<i>Muhlenbergia capillaris /</i> Gulf Coast Muhly	PL/PR	D	30"hx30"w	Sun	Fast	N/A	Seed Head	Fall	1 gal.	Spectacular purple-pink bloom of seed heads in Fall; use in groups; nice mixed with perennials; low maintenance.













PLANT PALETTE

SCIENTIFIC NAME COMMON NAME	ZONE/ LANDSCAPE APPLICATION	DECIDUOUS/ EVERGREEN	HEIGHT/WIDTH	EXPOSURE	GROWTH RATE	FRUIT/BERRY	FLOWER	BLOOM TIME	RECOMMENDED PLANTING SIZE	GENERAL COMMENTS
 <i>Muhlenbergia capillaris</i> / Bamboo Muhly	PL/PR	D	36"hx30"w	Sun	Medium	N/A	Seed Head	Fall	1 gal.	Fine texture grass; lovely wind-blown look; banding on stalks attractive.
 <i>Muhlenbergia lindheimeri</i> / Lindheimer's Muhly	PL/PR	D/E	48"hx48"w	Sun	Fast	N/A	Spikes	Fall	5 gal.	Replaces pampas grass in many landscapes; one of the best new native plants in cultivation now; seed heads very striking in Fall & should be left on.
 <i>Muhlenbergia reverchoni</i> / Seep Muhly	PL/PR	D	12"hx12"w	Sun	Slow	N/A	Spikes	Fall	1 gal.	Low native clump grass; use on xeric slopes with gayfeather.
 <i>Muhlenbergia rigens</i> / Deer Muhly	PL/PR	D	30"hx30"w	Sun	Medium	N/A	Long Spikes	Fall	1 gal.	Striking clump grass with long beautiful seed heads all Fall and Winter.
 <i>Nolina lindheimeriana</i> / Devil's Shoestring	PL/PR	E	18"hx6"w	Sun	Slow	N/A	White	Spring	5 gal.	Cascading grassy foliage spills over stone walls; use as accent plant for sloping locations.
 <i>Nolina texana</i> / Basketgrass	PL/PR	E	48"hx48"zw	Sun/Shade	Slow	N/A	White	Spring	5 gal.	Similar to N. Lind., but is more clumplike; flower heads burst out in Spring; foliage is like long wire strands.













PLANT PALETTE

		SCIENTIFIC NAME COMMON NAME	ZONE/ LANDSCAPE APPLICATION	DECIDUOUS/ EVERGREEN	HEIGHT/WIDTH	EXPOSURE	GROWTH RATE	FRUIT/BERRY	FLOWER	BLOOM TIME	RECOMMENDED PLANTING SIZE	GENERAL COMMENTS
		<i>Ophiopogon japonicus</i> / Monkey Grass	PL/PR	E	10"hx10"w	Part Shade/ Shade	Medium	N/A	N/A	N/A	1 gal.	Evergreen clumping. Perennial, simply use to liriopae.
		<i>Panicum virgatum</i> / Switchgrass	PR/W	E	5'hx5'w	Sun	Fast	N/A	Seed Head	Fall	1 gal.	Tall upright clumping grass. Tolerates extremes in soil conditions.
		<i>Plumbago auriculata</i> / Plumbago	PR	D	3'hx4'w	Sun/Part Shade	Fast	N/A	White/Blue	Summer	1 gal.	Good summer bloomer and dependable color. White to dark blue.
		<i>Poliomintha longiflora</i> / Mexican Oregano	PR	D	3'hx4'w	Sun	Fast	N/A	Lavender	Summer	1 gal.	Flowers in clusters during summer months with evergreen foliage.
		<i>Rudbeckia spp.</i> / Black-eyed Susan	PR	D	2'hx1'w	Sun/Part Shade	Fast	N/A	Yellow	Summer	1 gal.	Short perennial yellow flowers with several cultivars available.
		<i>Ruellia spp.</i> / Mexican Petunia	PL/PR	D	1'hx3'w	Sun/Shade	Fast	N/A	White/Blue/Pink	Summer	1 gal.	Tough drought tolerant. Summer blooming perennial dwarf to tall cultivars.







PLANT PALETTE

SCIENTIFIC NAME COMMON NAME	ZONE/ LANDSCAPE APPLICATION	DECIDUOUS/ EVERGREEN	HEIGHT/WIDTH	EXPOSURE	GROWTH RATE	FRUIT/BERRY	FLOWER	BLOOM TIME	RECOMMENDED PLANTING SIZE	GENERAL COMMENTS
  <i>Salvia Sp</i>	PL/PR	D/E	2'hx3'w	Sun/Part Shade	Fast	N/A	Pink/White/Blue/ Red/Orange	Apr.-Oct.	1 gal.	Dependable, perennial color, drought tolerant, humming bird plant
  <i>Scutellaria suffrutescens / Skullcap</i>	PL/PR	D	1'hx2'w	Sun	Fast	N/A	Pink-White	Summer	1 gal.	Colorful low growing mounding plant.
  <i>Stipa tenuissima / Mexican Feathergrass</i>	PR	D	1'hx2'w	Sun	Fast	N/A	Seed Heads	Summer	1 gal.	Very soft weeping growth habit. Drought tolerant.
  <i>Tagetes lemmonii / Copper Canyon Daisy</i>	PL	D/E	3'hx4'w	Sun	Fast	N/A	Yellow Gold	Fall	1 gal.	Combine with Salvia Leucantha & Asters for Fall color display.
VINES										
  <i>Yucca recurvifolia / Weeping Yucca</i>	PL	E	3'hx3'w	Sun	Medium	N/A	White	Apr.-May	1 gal.	Good Yucca color (blue-green) and does not have sharp tips; use for accents; drought tolerant.
  <i>Verbena x hybrida / Verbena</i>	PR	E	6"hx2'w	Sun/Part Shade	Fast	N/A	Purple/Red-White	Spring -Summer	1 gal.	Low growing perennials with good color during summer.









PLANT PALETTE

SCIENTIFIC NAME COMMON NAME	ZONE/ LANDSCAPE APPLICATION	DECIDUOUS/ EVERGREEN	HEIGHT/WIDTH	EXPOSURE	GROWTH RATE	FRUIT/BERRY	FLOWER	BLOOM TIME	RECOMMENDED PLANTING SIZE	GENERAL COMMENTS
  <i>Wedelia texana</i> / Zexmenia	PL/PR	D	2'hx2'w	Sun	Fast	N/A	Yellow	Spring- Fall	1 gal.	Very good yellow color during summer. Drought tolerant.
  <i>Bignonia</i> / Crossvine	PL/PR	D/E	20'	Sun/Shade	Fast	N/A	Yellow-Red	Mar-Apr.	1-5 gal.	Climbs via tendrils; very showy in early Spring.
  <i>Campsis radicans</i> / Trumpet creeper	PL/PR	D	40'	Sun/Part Shade	Fast	N/A	Orange	Summer	1-5 gal.	Aggressive vine with colorful flowers during summer.
  <i>Ficus pumila</i> / Fig Ivy	PL/PR	D	30'	Sun/Part Shade	Fast	N/A	N/A	N/A	1-5 gal.	Aggressive evergreen vine attaches itself to almost anything.
  <i>Gelsemium sempervirens</i> / Carolina Jessamine	PL/PR	D	20'	Sun/Part Shade	Fast	N/A	Yellow	Early Spring	1-5 gal.	Bright yellow flowers in very early spring with aggressive evergreen vine.
  <i>Lonocera sempervirens</i> / Coral Honeysuckle	PL/PR	D/E	15'	Sun	Fast	N/A	Coral Pink	Spring-Summer	1-5 gal.	Vigorous vine with trumpet-like flowers; good for climbing or spilling over walls.

PLANT PALETTE

SCIENTIFIC NAME COMMON NAME	ZONE/ LANDSCAPE APPLICATION	DECIDUOUS/ EVERGREEN	HEIGHT/WIDTH	EXPOSURE	GROWTH RATE	FRUIT/BERRY	FLOWER	BLOOM TIME	RECOMMENDED PLANTING SIZE	GENERAL COMMENTS
 <i>Mascagnia macroptera</i> / Butterfly Vine (limited basis)	PL/PR	E	20'	Sun/Part Shade	Fast	Chartreuse/ Brown	Yellow	Summer/Fall	1-5 gal.	Very aggressive with yellow flowers followed by chartreuse fruit (best asset).
 <i>Parthenocissus quinquefolia</i> / Virginia Creeper	PL/PR	D	25'	Sun/Shade	Fast	N/A	N/A	N/A	1-5 gal.	Scarlet Fall color; persistent fruits eaten by Gray Squirrel & many bird species; very graceful & lush.
 <i>Podranea ricasoliana</i> / Pink Crossvine	PL/PR	D/E	25'	Sun/Part Shade	Fast	N/A	Pink/White	Summer	1-5 gal.	Flowers during summer months in clusters of soft pink/white.
 <i>Trachelospermum jasminoides</i> / Confederate Star Jasmine	PL/PR	E	Climbs to 15'	Sun	Fast	N/A	White	Spring	1-5 gal.	Wonderful fragrance & color in Fall.
 <i>Wisteria frutescens</i> / Texas Wisteria	PL/PR	D	20'	Sun/Shade	Fast	N/A	Pale Lavender	Apr-May	1-5 gal.	Native to East Texas; very vigorous; extremely fragrant flowers.
 <i>Trachelospermum asiaticum</i> / Asian Jasmine	PL/PR	E	1'hx3'w	Sun/Shade	Fast	N/A	N/A	N/A	1 gal.	Good evergreen ground cover and easy to maintain.

PLANT PALETTE

LAWN		SCIENTIFIC NAME COMMON NAME	ZONE/ LANDSCAPE APPLICATION	DECIDUOUS/ EVERGREEN	HEIGHT/WIDTH	EXPOSURE	GROWTH RATE	FRUIT/BERRY	FLOWER	BLOOM TIME	RECOMMENDED PLANTING SIZE	GENERAL COMMENTS
		<i>Bermuda grass</i>	PL/PR	D	N/A	Sun	Fast	N/A	N/A	N/A	Sod/Seed	Turfgrass for full sun.
		<i>St. Augustine grass (where currently located and in shady areas)</i>	PL/PR	D	N/A	Shade/Sun	Fast	N/A	N/A	N/A	Sod	Turfgrass for shade to sun.
		Buffalo Grass Var. 609	PL	D	Mow to 3"	Sun	Slow	N/A	N/A	N/A	Sod only	Drought tolerant sod for 6-hours sun min.; needs good soil prep. - 6" min.; requires weeding in year 1&2; use in lowerpriority turf grass zones.
		Zoysia	PL/PR	D	Mow to 2"	Sun/Part Shade	Slow	N/A	N/A	N/A	Sod only	Use only in low traffic areas. Adapted for some shade situations as well as sun; low-maintenance mowing. NB: Bermuda & St. Augustine are acceptable in some situations.