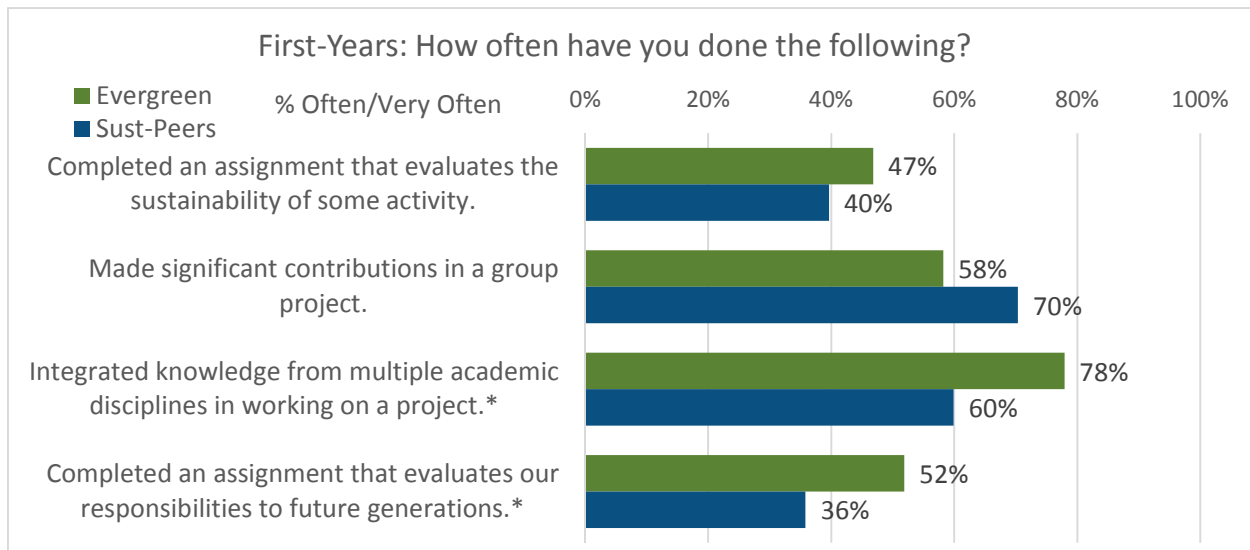


Sustainability Education Consortium

The Sustainability Education Consortium adds 20 sustainability questions to the National Survey of Student Engagement (NSSE) given to seniors and first year. The aim of this project is to develop a user-friendly assessment system for sustainability education that goes beyond input measures, such as the numbers of sustainability-related courses offered at an institution. This presentation provides an overview of the student responses on the sustainability content and pedagogy items and compares these to national benchmarks for standard sustainability-related NSSE questions. (AASHE) A list of participating schools can be found at the end of this report.

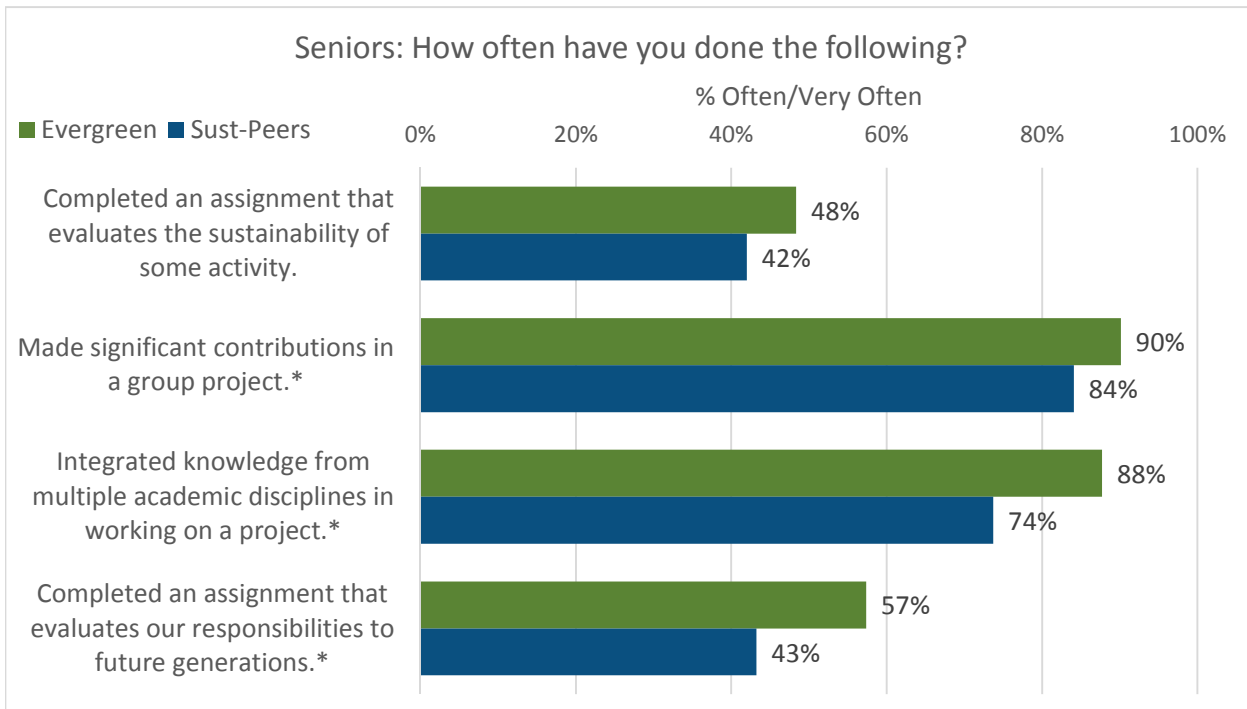
During the current school year, about how often have you done each of the following?

First-Years			Evergreen		Sust-Peers		
	Evergreen	Sust-Peers	n	%	n	%	
Completed an assignment that evaluates the sustainability of some activity.	% Often/Very Often		Never	21	27%	738	23%
	47%	40%	Sometimes	21	27%	1203	37%
			Often	20	25%	868	27%
			Very often	17	22%	407	13%
			Total	79	100%	3216	100%
Made significant contributions in a group project.	% Often/Very Often		Never	9	11%	190	6%
	58%	70%	Sometimes	24	30%	763	24%
			Often	17	22%	1400	44%
			Very often	29	37%	863	27%
			Total	79	100%	3216	100%
Integrated knowledge from multiple academic disciplines in working on a project.*	% Often/Very Often		Never	3	4%	227	7%
	78%	60%	Sometimes	14	18%	1056	33%
			Often	26	34%	1290	40%
			Very often	34	44%	628	20%
			Total	77	100%	3201	100%
Completed an assignment that evaluates our responsibilities to future generations.*	% Often/Very Often		Never	20	25%	876	27%
	52%	36%	Sometimes	18	23%	1173	37%
			Often	20	25%	785	25%
			Very often	21	27%	358	11%
			Total	79	100%	3192	100%



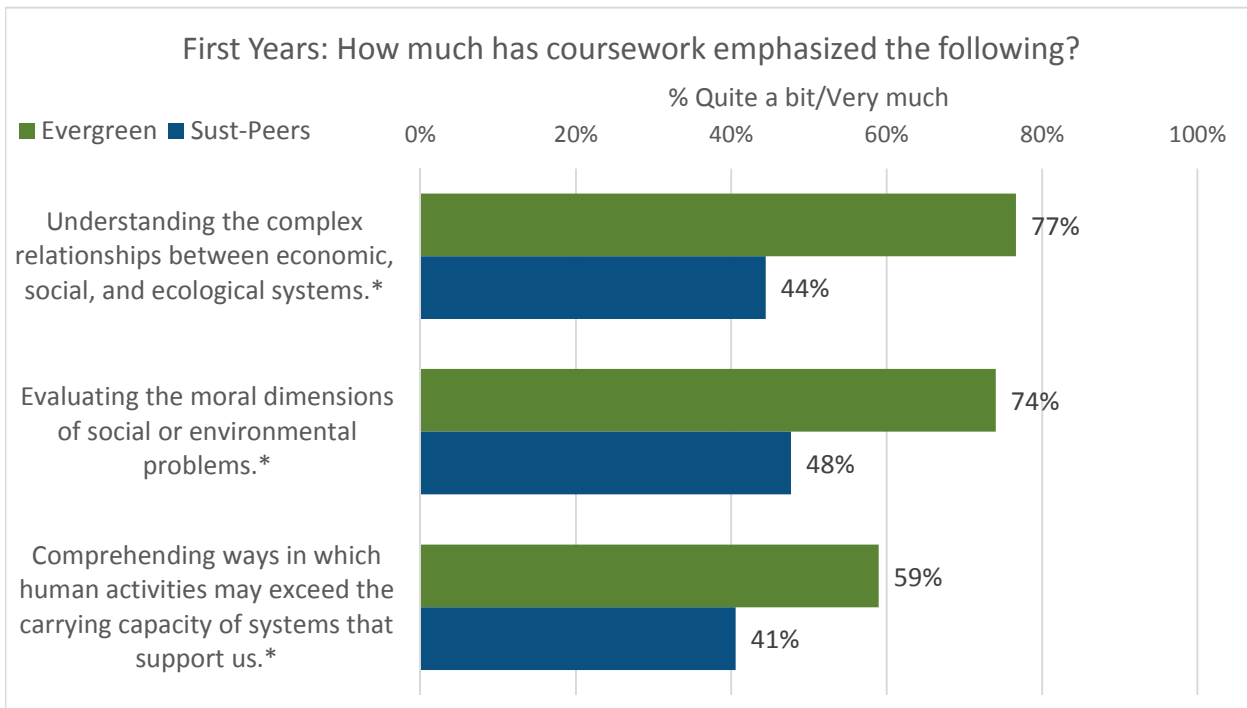
In your experience at your institution during the current school year, about how often have you done each of the following?

Seniors			Evergreen		Sust-Peers		
	Evergreen	Sust-Peers	n	%	n	%	
Completed an assignment that evaluates the sustainability of some activity.	% Often/Very Often		Never	28	23%	944	23%
	48%	42%	Sometimes	35	29%	1458	35%
			Often	28	23%	1036	25%
			Very often	31	25%	704	17%
			Total	122	100%	4142	100%
Made significant contributions in a group project.*	% Often/Very Often		Never	2	2%	96	2%
	90%	84%	Sometimes	10	8%	563	14%
			Often	29	24%	1436	35%
			Very often	81	66%	2050	49%
			Total	122	100%	4145	100%
Integrated knowledge from multiple academic disciplines in working on a project.*	% Often/Very Often		Never	4	3%	159	4%
	88%	74%	Sometimes	11	9%	928	22%
			Often	33	27%	1550	37%
			Very often	74	61%	1498	36%
			Total	122	100%	4135	100%
Completed an assignment that evaluates our responsibilities to future generations.*	% Often/Very Often		Never	17	14%	939	23%
	57%	43%	Sometimes	35	29%	1399	34%
			Often	31	25%	1001	24%
			Very often	39	32%	779	19%
			Total	122	100%	4118	100%



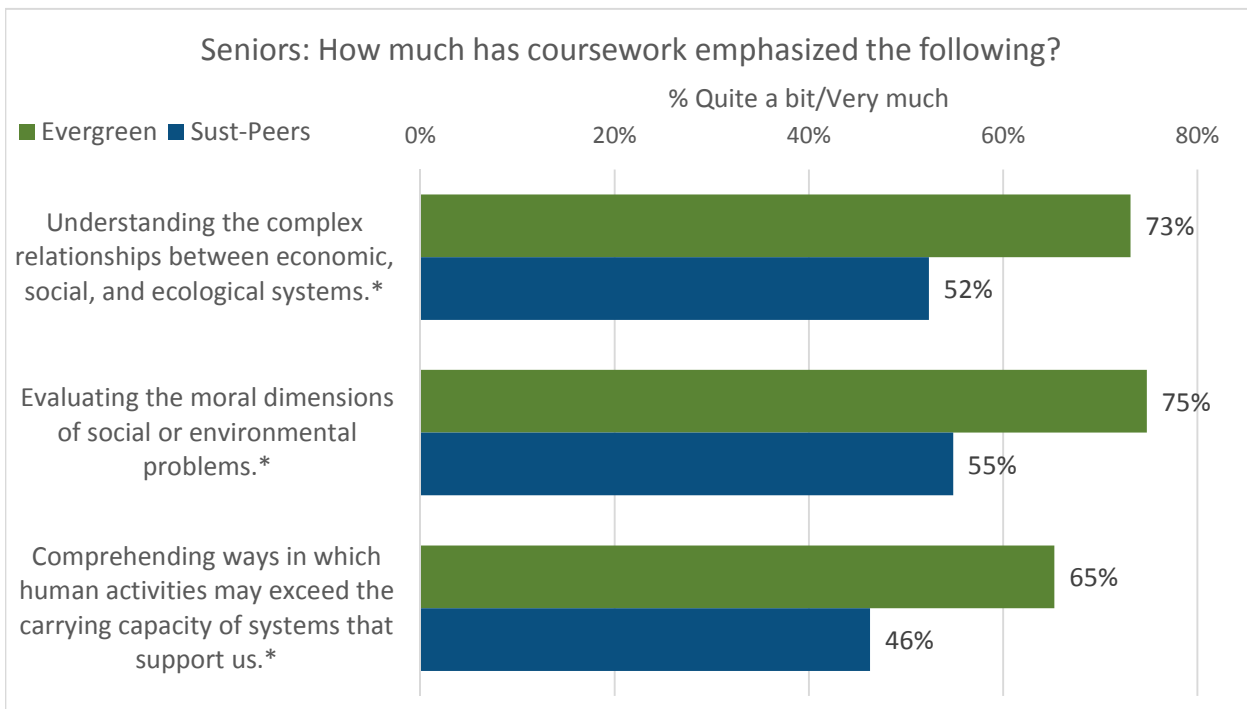
During the current school year, how much has your coursework emphasized the following mental activities?

First-Years			Evergreen		Sust-Peers		
	Evergreen	Sust-Peers	n	%	n	%	
Understanding the complex relationships between economic, social, and ecological systems.*	% Quite a bit/Very much		Very little	7	9%	571	18%
	77%	44%	Some	11	14%	1198	38%
			Quite a bit	25	32%	927	29%
			Very much	34	44%	488	15%
			Total	77	100%	3184	100%
Evaluating the moral dimensions of social or environmental problems.*	% Quite a bit/Very much		Very little	9	12%	493	16%
	74%	48%	Some	11	14%	1169	37%
			Quite a bit	24	31%	1012	32%
			Very much	33	43%	504	16%
			Total	77	100%	3178	100%
Comprehending ways in which human activities may exceed the carrying capacity of systems that support us.*	% Quite a bit/Very much		Very little	18	23%	713	23%
	59%	41%	Some	14	18%	1162	37%
			Quite a bit	18	23%	840	27%
			Very much	28	36%	440	14%
			Total	78	100%	3155	100%



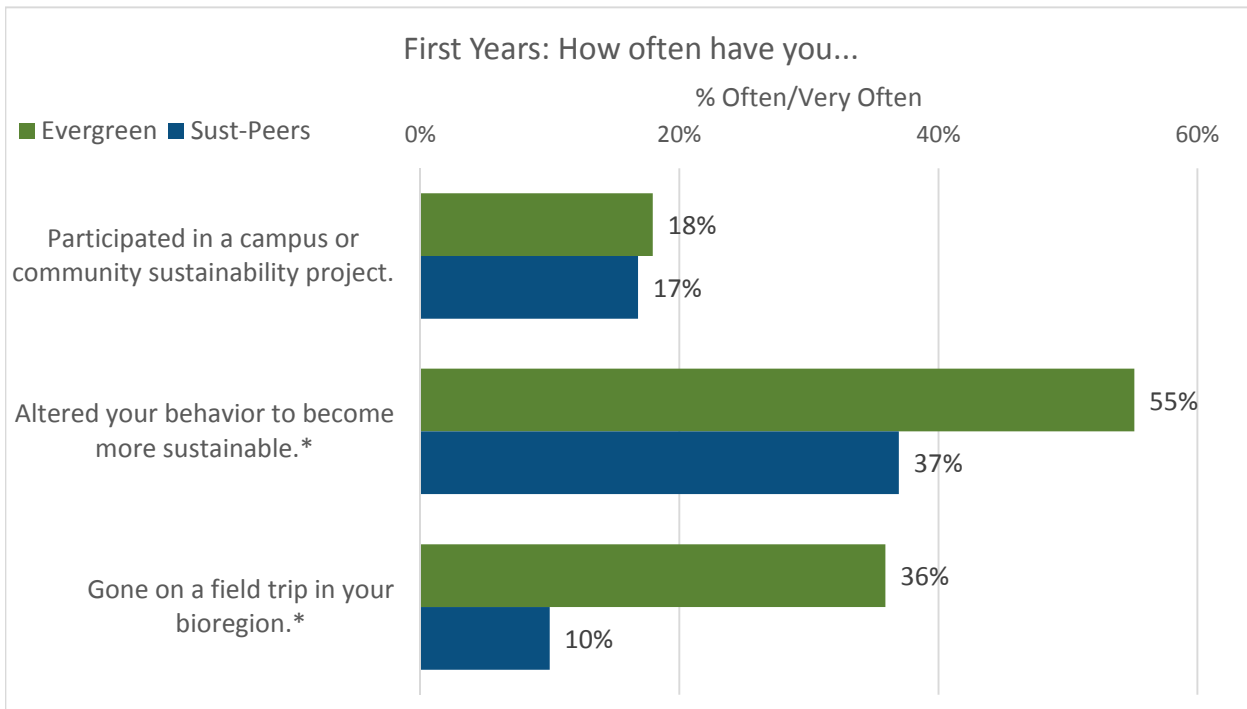
During the current school year, how much has your coursework emphasized the following mental activities?

Seniors			Evergreen		Sust-Peers		
	Evergreen	Sust-Peers	n	%	n	%	
Understanding the complex relationships between economic, social, and ecological systems.*	% Quite a bit/Very much		Very little	11	9%	669	16%
	73%	52%	Some	21	18%	1295	31%
			Quite a bit	38	32%	1163	28%
			Very much	49	41%	994	24%
			Total	119	100%	4121	100%
Evaluating the moral dimensions of social or environmental problems.*	% Quite a bit/Very much		Very little	13	11%	595	14%
	75%	55%	Some	17	14%	1263	31%
			Quite a bit	37	31%	1249	30%
			Very much	52	44%	1007	24%
			Total	119	100%	4114	100%
Comprehending ways in which human activities may exceed the carrying capacity of systems that support us.*	% Quite a bit/Very much		Very little	20	17%	940	23%
	65%	46%	Some	21	18%	1260	31%
			Quite a bit	32	27%	997	24%
			Very much	45	38%	898	22%
			Total	118	100%	4095	100%



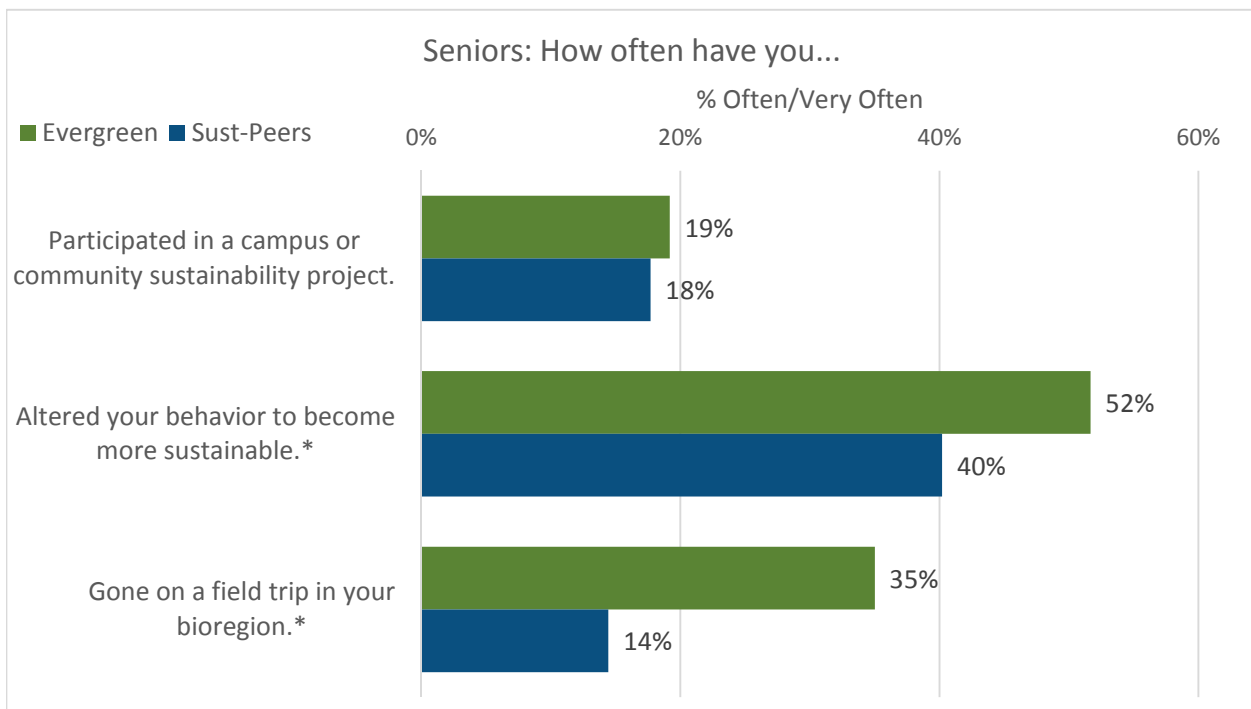
During the current school year, about how often have you done each of the following?

First-Years			Evergreen		Sust-Peers		
	Evergreen	Sust-Peers	n	%	n	%	
Participated in a campus or community sustainability project.	% Often/Very Often		Never	41	53%	1640	51%
	18%	17%	Sometimes	23	29%	1013	32%
			Often	7	9%	378	12%
			Very often	7	9%	158	5%
			Total	78	100%	3189	100%
Altered your behavior to become more sustainable.*	% Often/Very Often		Never	7	9%	683	22%
	55%	37%	Sometimes	28	36%	1320	42%
			Often	30	38%	850	27%
			Very often	13	17%	323	10%
			Total	78	100%	3176	100%
Gone on a field trip in your bioregion.*	% Often/Very Often		Never	29	37%	2189	69%
	36%	10%	Sometimes	21	27%	665	21%
			Often	15	19%	205	6%
			Very often	13	17%	111	4%
			Total	78	100%	3170	100%



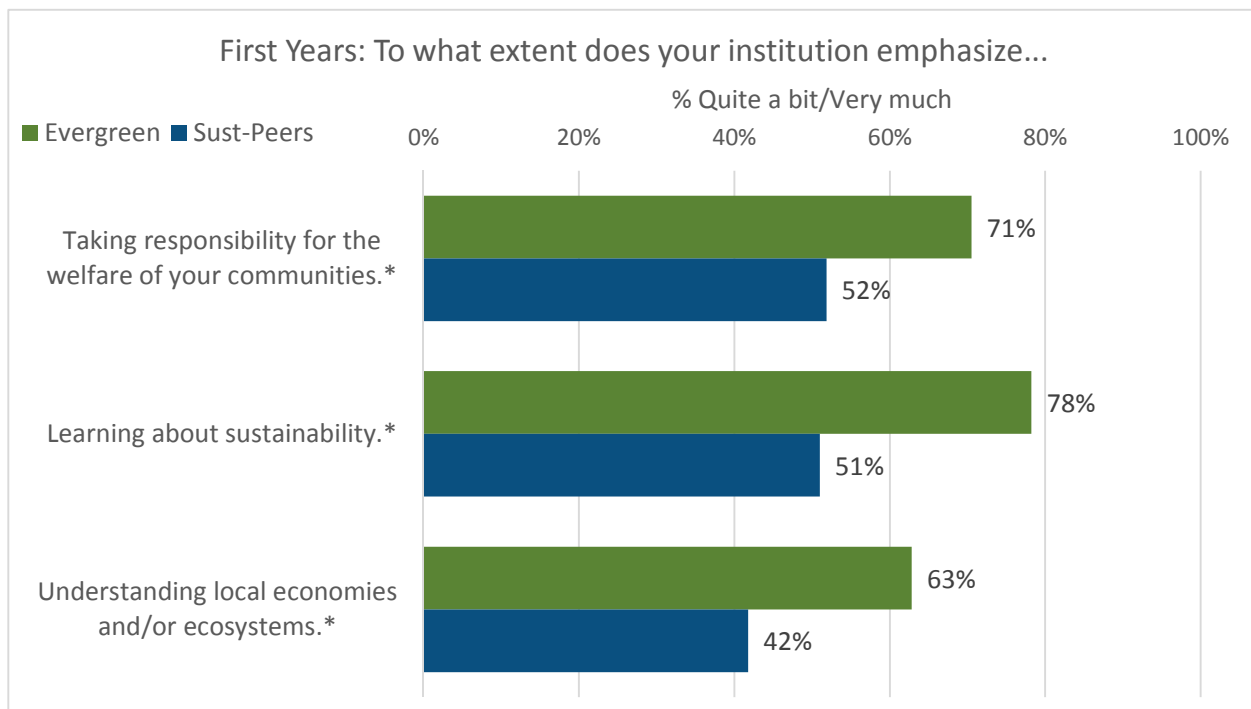
During the current school year, about how often have you done each of the following?

Seniors			Evergreen		Sust-Peers		
	Evergreen	Sust-Peers	n	%	n	%	
Participated in a campus or community sustainability project.	% Often/Very Often		Never	60	50%	2122	51%
	19%	18%	Sometimes	37	31%	1272	31%
			Often	12	10%	444	11%
			Very often	11	9%	286	7%
			Total	120	100%	4124	100%
Altered your behavior to become more sustainable.*	% Often/Very Often		Never	13	11%	800	19%
	52%	40%	Sometimes	45	38%	1661	40%
			Often	35	29%	1105	27%
			Very often	27	23%	549	13%
			Total	120	100%	4115	100%
Gone on a field trip in your bioregion.*	% Often/Very Often		Never	46	38%	2616	64%
	35%	14%	Sometimes	32	27%	894	22%
			Often	15	13%	334	8%
			Very often	27	23%	258	6%
			Total	120	100%	4102	100%



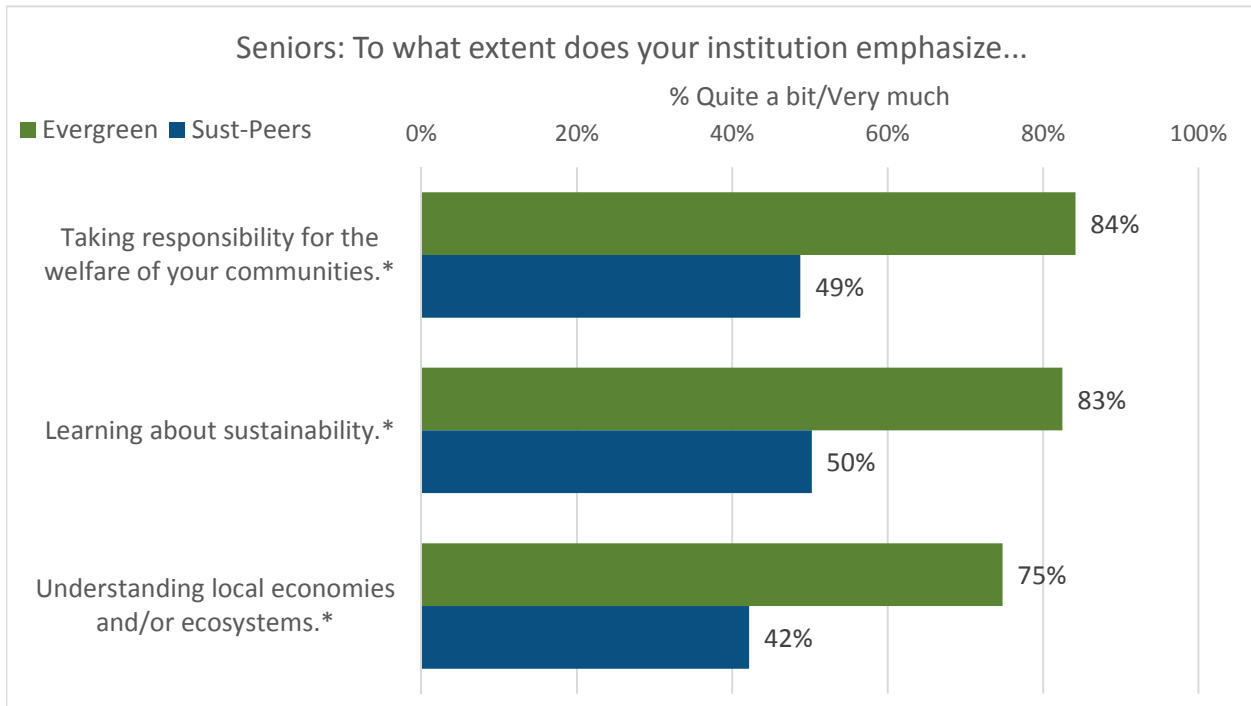
To what extent does your institution emphasize each of the following?

First-Years			Evergreen		Sust-Peers		
	Evergreen	Sust-Peers	n	%	n	%	
Taking responsibility for the welfare of your communities.*	% Quite a bit/Very much		Very little	3	4%	449	14%
	71%	52%	Some	20	26%	1082	34%
			Quite a bit	28	36%	1082	34%
			Very much	27	35%	567	18%
			Total	78	100%	3180	100%
Learning about sustainability.*	% Quite a bit/Very much		Very little	2	3%	495	16%
	78%	51%	Some	15	19%	1061	33%
			Quite a bit	30	38%	978	31%
			Very much	31	40%	642	20%
			Total	78	100%	3176	100%
Understanding local economies and/or ecosystems.*	% Quite a bit/Very much		Very little	3	4%	637	20%
	63%	42%	Some	26	33%	1202	38%
			Quite a bit	22	28%	855	27%
			Very much	27	35%	464	15%
			Total	78	100%	3158	100%



To what extent does your institution emphasize each of the following?

Seniors			Evergreen		Sust-Peers		
	Evergreen	Sust-Peers	n	%	n	%	
Taking responsibility for the welfare of your communities.*	% Quite a bit/Very much		Very little	6	5%	647	16%
	84%	49%	Some	13	11%	1462	36%
			Quite a bit	54	45%	1232	30%
			Very much	47	39%	775	19%
			Total	120	100%	4116	100%
Learning about sustainability.*	% Quite a bit/Very much		Very little	4	3%	698	17%
	83%	50%	Some	17	14%	1348	33%
			Quite a bit	44	37%	1197	29%
			Very much	55	46%	867	21%
			Total	120	100%	4110	100%
Understanding local economies and/or ecosystems.*	% Quite a bit/Very much		Very little	5	4%	881	22%
	75%	42%	Some	25	21%	1485	36%
			Quite a bit	36	30%	1080	26%
			Very much	53	45%	646	16%
			Total	119	100%	4092	100%



To what extent has your experience at this institution contributed to your knowledge, skills, and personal development in the following areas?

First Years			Evergreen		Sust-Peers		
	Evergreen	Sust-Peers		n	%	n	%
Articulating a vision of a just and sustainable society.*	% Quite a bit/Very much		Very little	9	12%	547	17%
	62%	42%	Some	21	27%	1291	41%
			Quite a bit	24	31%	917	29%
			Very much	24	31%	414	13%
			Total	78	100%	3169	100%
Acquiring skills to lead or facilitate group activities.	% Quite a bit/Very much		Very little	13	17%	383	12%
	58%	51%	Some	20	26%	1168	37%
			Quite a bit	23	29%	1110	35%
			Very much	22	28%	507	16%
			Total	78	100%	3168	100%
Understanding the consequences of your choices.	% Quite a bit/Very much		Very little	7	9%	300	9%
	64%	62%	Some	21	27%	915	29%
			Quite a bit	23	30%	1301	41%
			Very much	26	34%	657	21%
			Total	77	100%	3173	100%
Understanding the economic dimensions of sustainability.	% Quite a bit/Very much		Very little	13	17%	667	21%
	54%	39%	Some	23	29%	1253	40%
			Quite a bit	19	24%	849	27%
			Very much	23	29%	396	13%
			Total	78	100%	3165	100%
Acquiring the skills to help organizations become more sustainable.	% Quite a bit/Very much		Very little	17	23%	707	22%
	44%	40%	Some	25	33%	1176	37%
			Quite a bit	14	19%	877	28%
			Very much	19	25%	399	13%
			Total	75	100%	3159	100%
Understanding issues of social justice.*	% Quite a bit/Very much		Very little	8	10%	489	16%
	76%	50%	Some	11	14%	1102	35%
			Quite a bit	24	31%	989	31%
			Very much	35	45%	572	18%
			Total	78	100%	3152	100%
Persevering in achieving long-term goals despite adversity.	% Quite a bit/Very much		Very little	10	13%	358	11%
	65%	57%	Some	17	22%	996	32%
			Quite a bit	26	33%	1139	36%
			Very much	25	32%	660	21%
			Total	78	100%	3153	100%

To what extent has your experience at this institution contributed to your knowledge, skills, and personal development in the following areas?

Seniors			Evergreen		Sust-Peers		
	Evergreen	Sust-Peers		n	%	n	%
Articulating a vision of a just and sustainable society.*	% Quite a bit/Very much		Very little	10	8%	722	18%
	71%	46%	Some	25	21%	1505	37%
			Quite a bit	43	36%	1178	29%
			Very much	42	35%	693	17%
			Total	120	100%	4098	100%
Acquiring skills to lead or facilitate group activities.*	% Quite a bit/Very much		Very little	3	3%	297	7%
	81%	69%	Some	20	17%	966	24%
			Quite a bit	38	32%	1584	39%
			Very much	59	49%	1248	30%
			Total	120	100%	4095	100%
Understanding the consequences of your choices.*	% Quite a bit/Very much		Very little	4	3%	338	8%
	75%	66%	Some	26	22%	1054	26%
			Quite a bit	35	29%	1558	38%
			Very much	55	46%	1147	28%
			Total	120	100%	4097	100%
Understanding the economic dimensions of sustainability.*	% Quite a bit/Very much		Very little	13	11%	878	21%
	64%	43%	Some	30	25%	1470	36%
			Quite a bit	39	33%	1085	26%
			Very much	38	32%	662	16%
			Total	120	100%	4095	100%
Acquiring the skills to help organizations become more sustainable.*	% Quite a bit/Very much		Very little	18	15%	934	23%
	58%	42%	Some	32	27%	1440	35%
			Quite a bit	34	28%	1067	26%
			Very much	36	30%	640	16%
			Total	120	100%	4081	100%
Understanding issues of social justice.*	% Quite a bit/Very much		Very little	4	3%	589	14%
	83%	54%	Some	16	1%	1310	32%
			Quite a bit	34	28%	1193	29%
			Very much	66	55%	994	24%
			Total	120	100%	4086	100%
Persevering in achieving long-term goals despite adversity.*	% Quite a bit/Very much		Very little	7	6%	466	11%
	79%	60%	Some	18	15%	1170	29%
			Quite a bit	37	31%	1340	33%
			Very much	58	48%	1102	27%
			Total	120	100%	4078	100%

Sustainability Education Consortium participating schools

Appalachian State University (Boone, NC)
Aquinas College (Grand Rapids, MI)
College of Charleston (Charleston, SC)
College of New Jersey, The (Ewing, NJ)
Eastern Mennonite University (Harrisonburg, VA)
Louisiana State University and Agricultural & Mechanical College (Baton Rouge, LA)
Northland College (Ashland, WI)
Oregon State University (Corvallis, OR)
Philadelphia University (Philadelphia, PA)
Plymouth State University (Plymouth, NH)
Pratt Institute (Brooklyn, NY)
Saint Joseph's College (Standish, ME)
South Dakota State University (Brookings, SD)
University of Central Oklahoma (Edmond, OK)
University of North Carolina at Asheville (Asheville, NC)
University of San Francisco (San Francisco, CA)
University of Science and Arts of Oklahoma (Chickasha, OK)
University of the District of Columbia (Washington, DC)