



SIGN UP FREE



Sustainability Survey

QUESTION SUMMARIES

DATA TRENDS

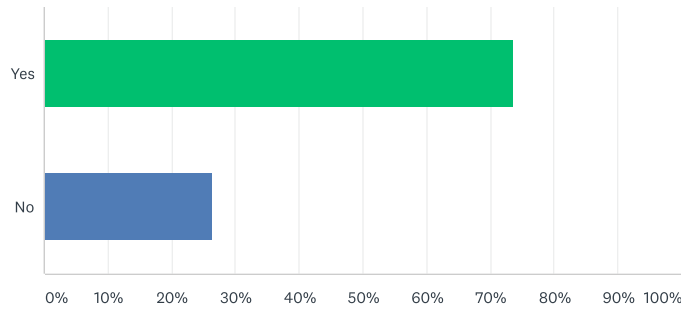
INDIVIDUAL RESPONSES

All Pages ▾

Q1

Have you heard the terms "sustainable" or "sustainability" used at UMBC?

Answered: 312 Skipped: 1



ANSWER CHOICES

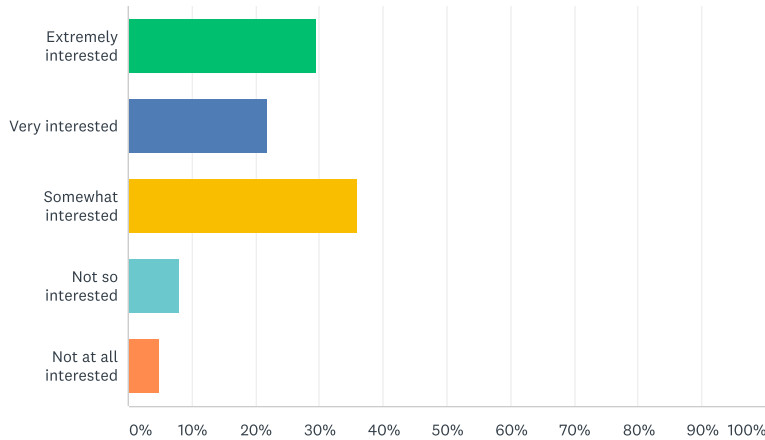
RESPONSES

Yes	73.72%	230
No	26.28%	82
TOTAL		312

Q2

How interested are you in learning more about sustainability at UMBC?

Answered: 312 Skipped: 1



Share Link

<https://www.surveymonkey.com/re:>

COPY

Share

Tweet

Share

313 responses



SIGN UP FREE



Not so interested	8.01%	25
Not at all interested	4.81%	15
TOTAL		312

Q3



Please share with us three words that come to mind when you hear the terms "sustainable" or "sustainability:"

Answered: 293 Skipped: 20

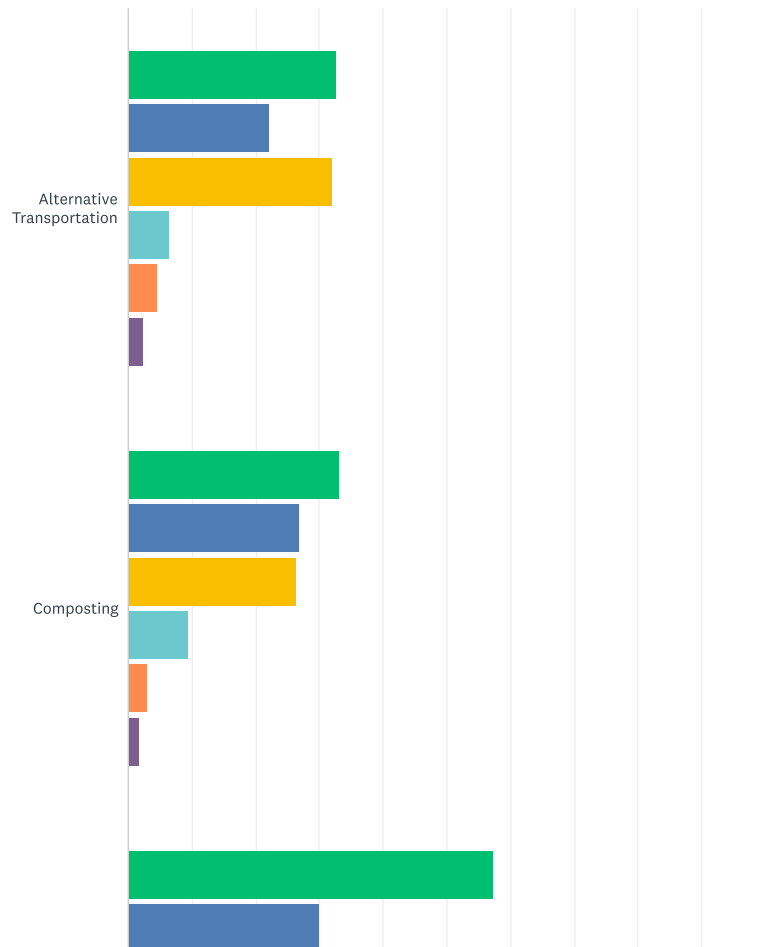
ANSWER CHOICES		RESPONSES	
1.	Responses	100.00%	293
2.	Responses	98.63%	289
3.	Responses	96.25%	282

Q4



How important are the following sustainability topics to you?

Answered: 312 Skipped: 1



Share Link

<https://www.surveymonkey.com/re>

COPY

Share

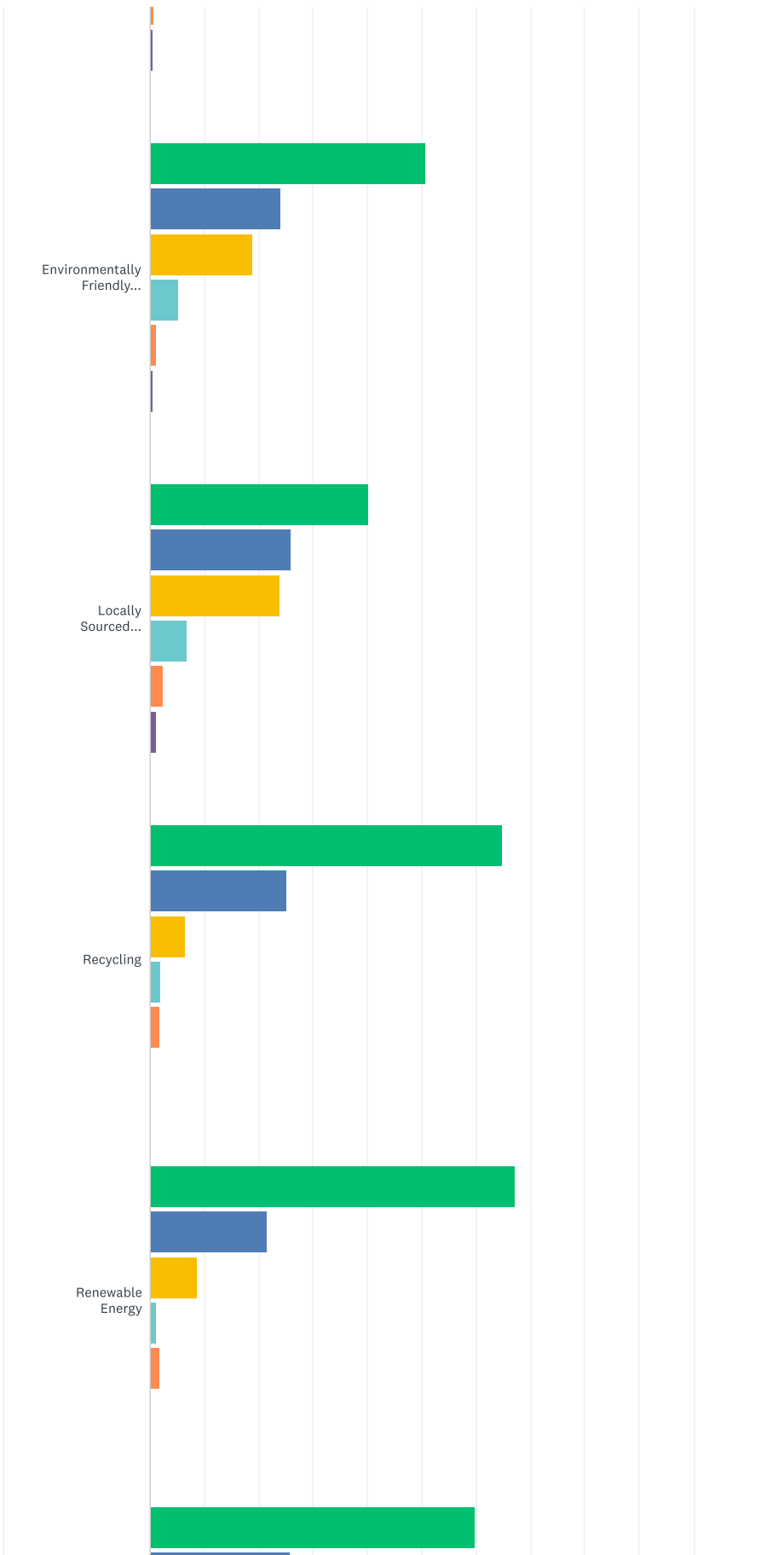
Tweet

Share

313 responses



SIGN UP FREE



Share Link

<https://www.surveymonkey.com/re...>

COPY

Share

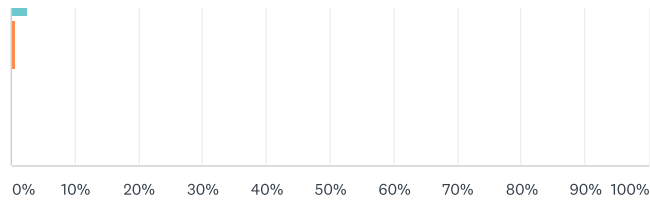
Tweet

Share

313 responses



SIGN UP FREE



Extremely important Very important Somewhat important
 Not so important Not at all important N/A

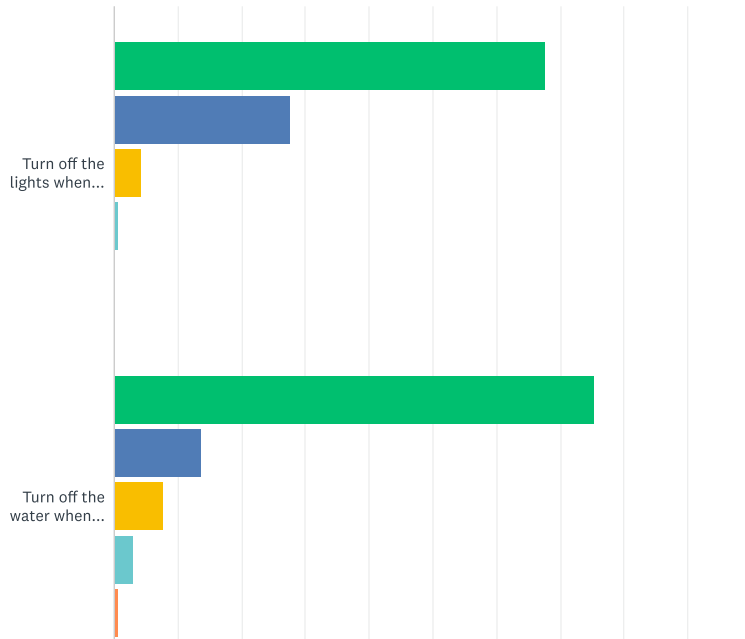
	EXTREMELY IMPORTANT	VERY IMPORTANT	SOMEWHAT IMPORTANT	NOT SO IMPORTANT	NOT AT ALL IMPORTANT	N/A	TOTAL	WEIGHTED AVERAGE
Alternative Transportation	32.58% 101	22.26% 69	31.94% 99	6.45% 20	4.52% 14	2.26% 7	310	3.74
Composting	33.12% 103	26.69% 83	26.37% 82	9.32% 29	2.89% 9	1.61% 5	311	3.79
Energy Conservation	57.23% 178	29.90% 93	10.93% 34	0.96% 3	0.64% 2	0.32% 1	311	4.43
Environmentally Friendly Landscaping	50.64% 158	24.04% 75	18.91% 59	5.13% 16	0.96% 3	0.32% 1	312	4.19
Locally Sourced Products	40.19% 125	26.05% 81	23.79% 74	6.75% 21	2.25% 7	0.96% 3	311	3.96
Recycling	64.95% 202	25.08% 78	6.43% 20	1.93% 6	1.61% 5	0.00% 0	311	4.50
Renewable Energy	67.20% 209	21.54% 67	8.68% 27	0.96% 3	1.61% 5	0.00% 0	311	4.52
Water Conservation	59.94% 187	25.64% 80	11.22% 35	2.56% 8	0.64% 2	0.00% 0	312	4.42

Q5



How frequently do you engage in the following sustainable activities?

Answered: 312 Skipped: 1



Share Link

<https://www.surveymonkey.com/re...>

COPY

Share

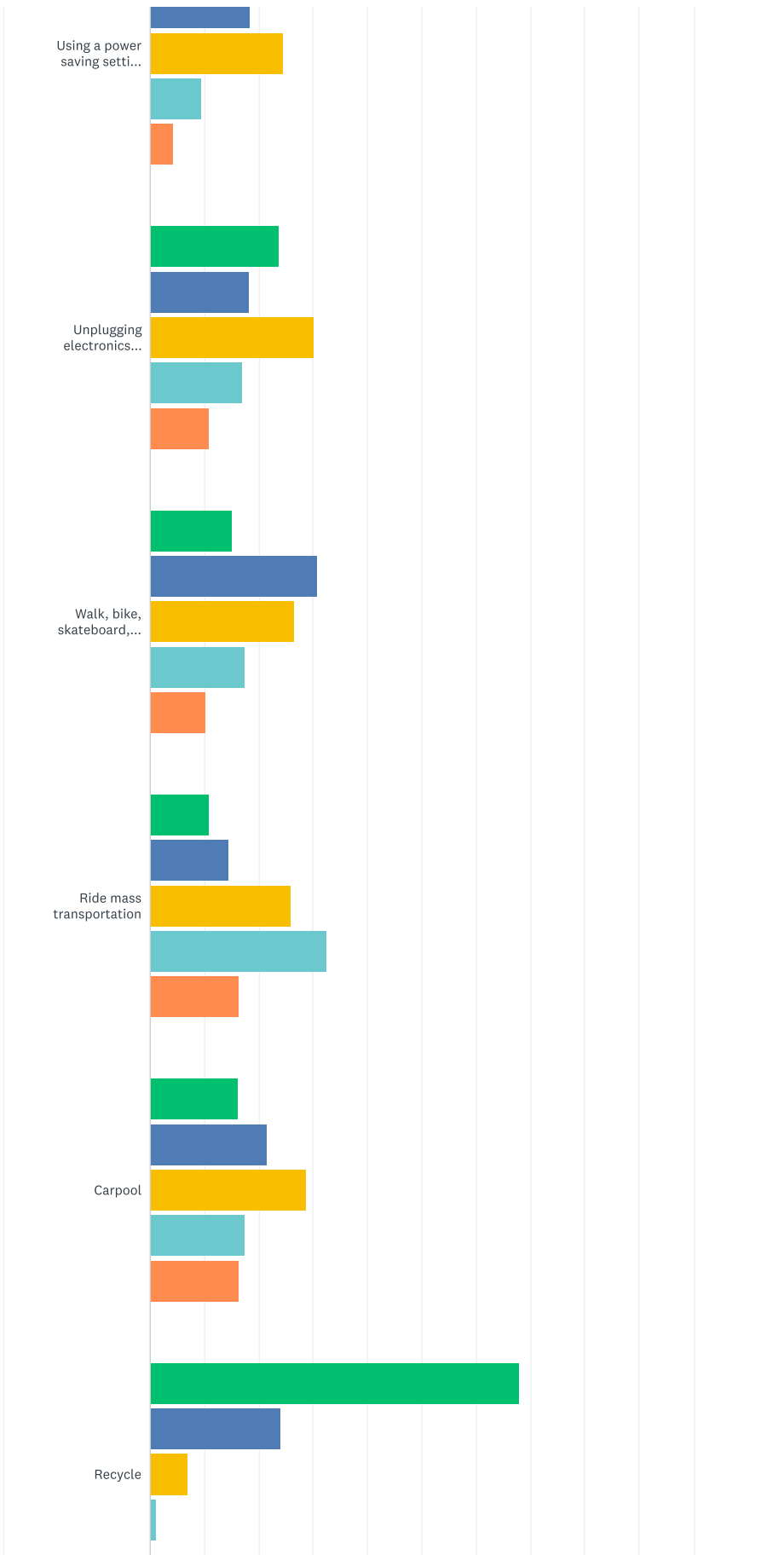
Tweet

Share

313 responses



SIGN UP FREE



Share Link

<https://www.surveymonkey.com/re>

COPY

Share

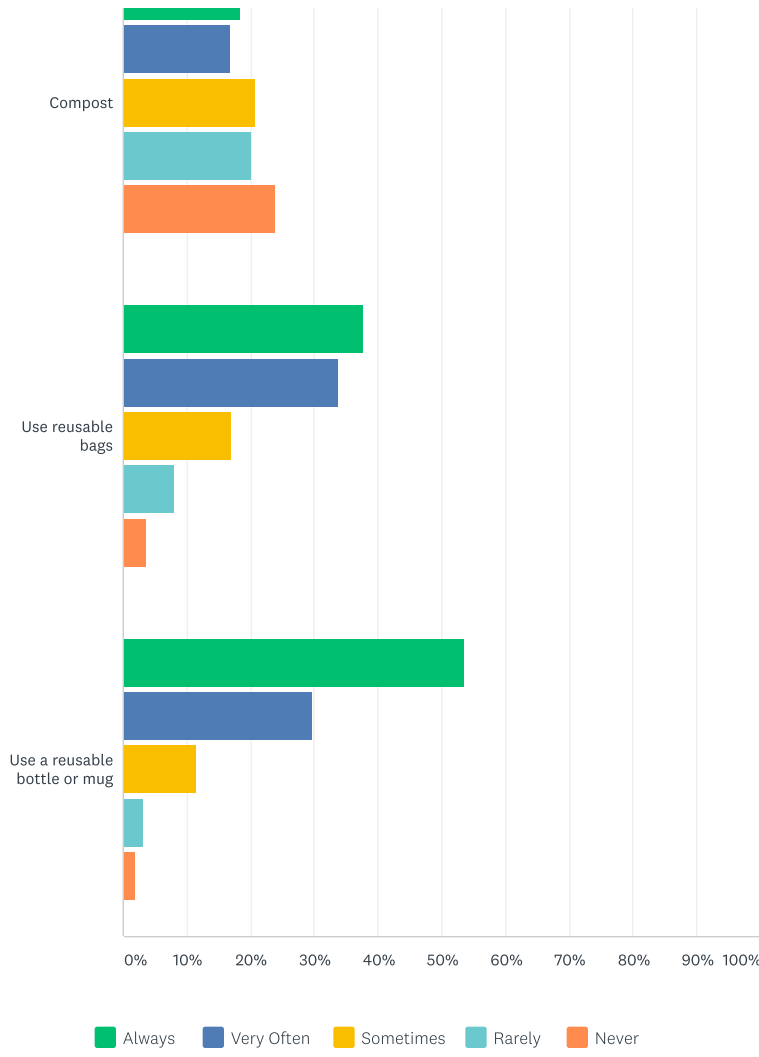
Tweet

Share

313 responses



SIGN UP FREE



	ALWAYS	VERY OFTEN	SOMETIMES	RARELY	NEVER	TOTAL	WEIGHTED AVERAGE
Turn off the lights when leaving a room	67.63% 211	27.56% 86	4.17% 13	0.64% 2	0.00% 0	312	4.62
Turn off the water when brushing your teeth	75.24% 234	13.50% 42	7.72% 24	2.89% 9	0.64% 2	311	4.60
Using a power saving setting on your electronic devices	43.73% 136	18.33% 57	24.44% 76	9.32% 29	4.18% 13	311	3.88
Unplugging electronics when not in use to eliminate phantom power	23.72% 74	18.27% 57	30.13% 94	16.99% 53	10.90% 34	312	3.27
Walk, bike, skateboard, etc. to your destination	15.06% 47	30.77% 96	26.60% 83	17.31% 54	10.26% 32	312	3.23
Ride mass transportation	10.90% 34	14.42% 45	25.96% 81	32.37% 101	16.35% 51	312	2.71
Carpool	16.08% 50	21.54% 67	28.62% 89	17.36% 54	16.40% 51	311	3.04

Share Link

<https://www.surveymonkey.com/re>

COPY

Share

Tweet

Share

313 responses



SIGN UP FREE

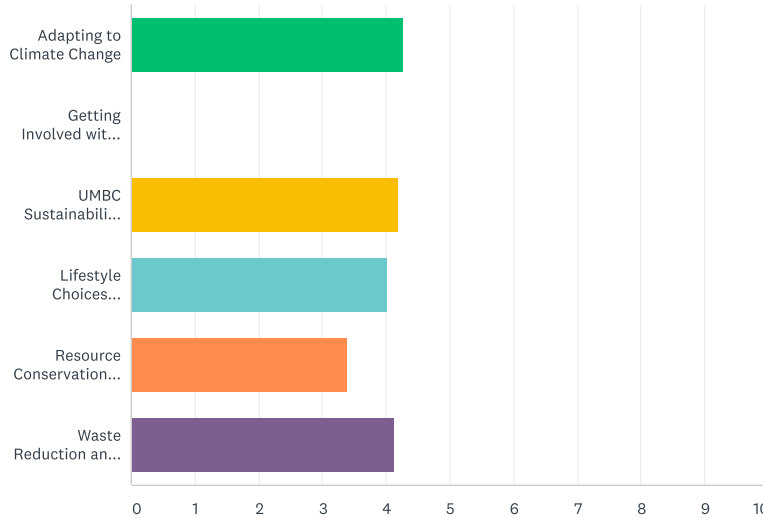


bags	117	105	53	25	11	311	3.94
Use a reusable bottle or mug	53.53% 167	29.81% 93	11.54% 36	3.21% 10	1.92% 6	312	4.30

Q6

Please rank the order of importance of the following sustainability topics you would like to hear more about:

Answered: 308 Skipped: 5



	1	2	3	4	5	6	TOTAL	SCORE
Adapting to Climate Change	33.11% 100	17.88% 54	12.25% 37	16.23% 49	20.53% 62	0.00% 0	302	4.27
Getting Involved with Sustainability at UMBC	0.00% 0	0.00% 0	0.00% 0	0.00% 0	0.00% 0	0.00% 0	0	0.00
UMBC Sustainability Programs/Initiatives	23.61% 72	20.33% 62	22.62% 69	17.70% 54	15.74% 48	0.00% 0	305	4.18
Lifestyle Choices Reducing Your Carbon Footprint	14.52% 44	26.73% 81	21.45% 65	20.79% 63	16.50% 50	0.00% 0	303	4.02
Resource Conservation Tips for Home/Residence Hall	7.89% 24	12.17% 37	20.72% 63	29.93% 91	29.28% 89	0.00% 0	304	3.39
Waste Reduction and Minimization	20.85% 64	22.80% 70	22.48% 69	15.31% 47	18.57% 57	0.00% 0	307	4.12

Q7

Are there any other sustainability topics not listed above that you would like to learn more about at UMBC?

Answered: 121 Skipped: 192

planting native plants and trees to reduce waste and conserve and protect our water

Share Link

<https://www.surveymonkey.com/re>

COPY

Share

Tweet

Share

313 responses



SIGN UP FREE



12/15/2019 8:57 PM

Ways to inform about sustainability to people that lack of a medium of such information- kids, elderly, people in vulnerable situations (homeless, refugees, immigrants)

12/11/2019 7:08 PM

What big companies are responsible for a large portion of pollution and what we can do to help stop that. (lobbying/activism)

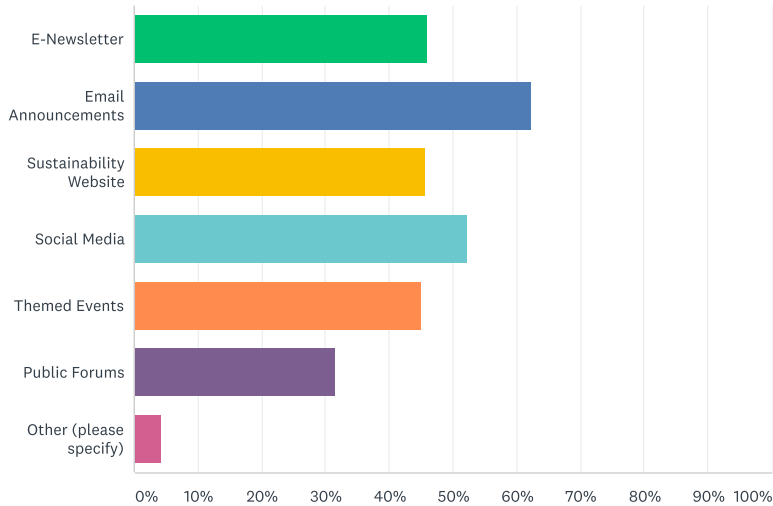
12/10/2019 7:47 PM

Q8



Which of the following communication tools would you like us to use when sharing information about sustainability programs and initiatives at UMBC? (select all that apply)

Answered: 289 Skipped: 24



ANSWER CHOICES	RESPONSES	
E-Newsletter	46.02%	133
Email Announcements	62.28%	180
Sustainability Website	45.67%	132
Social Media	52.25%	151
Themed Events	44.98%	130
Public Forums	31.49%	91
Other (please specify)	Responses 4.15%	12
Total Respondents: 289		

Share Link

<https://www.surveymonkey.com/re>

COPY

Share

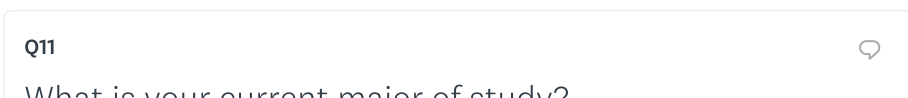
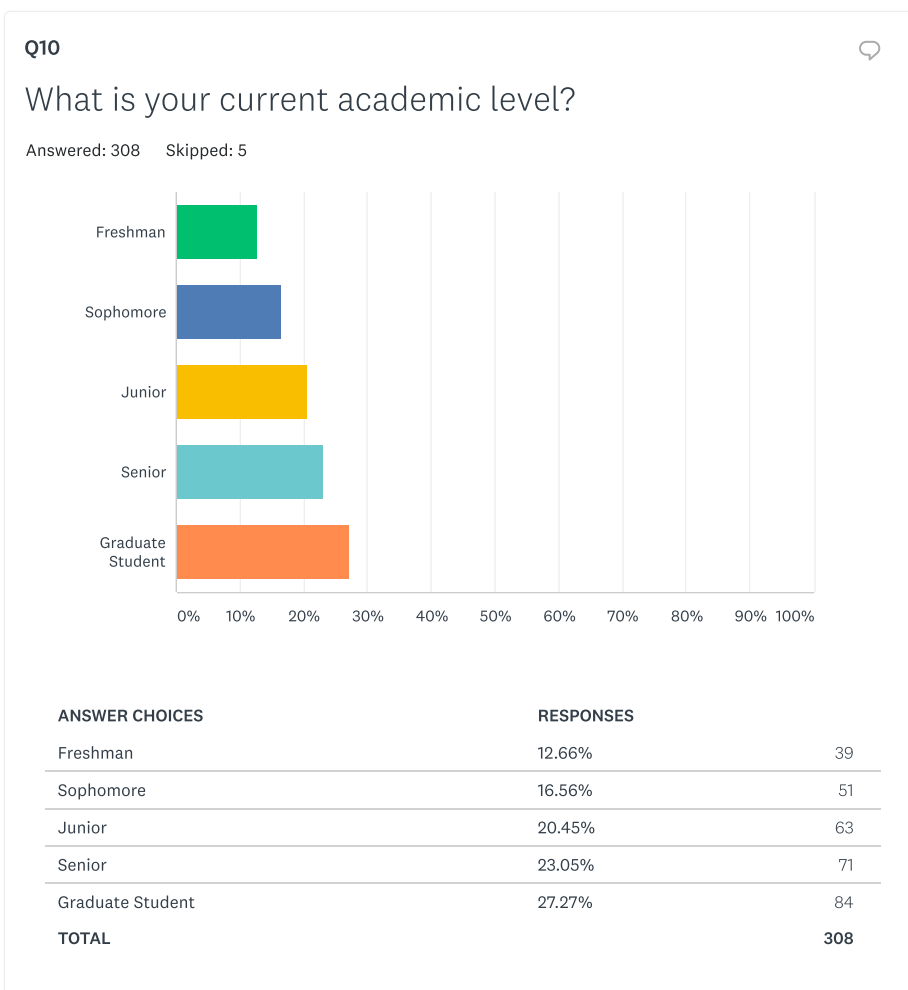
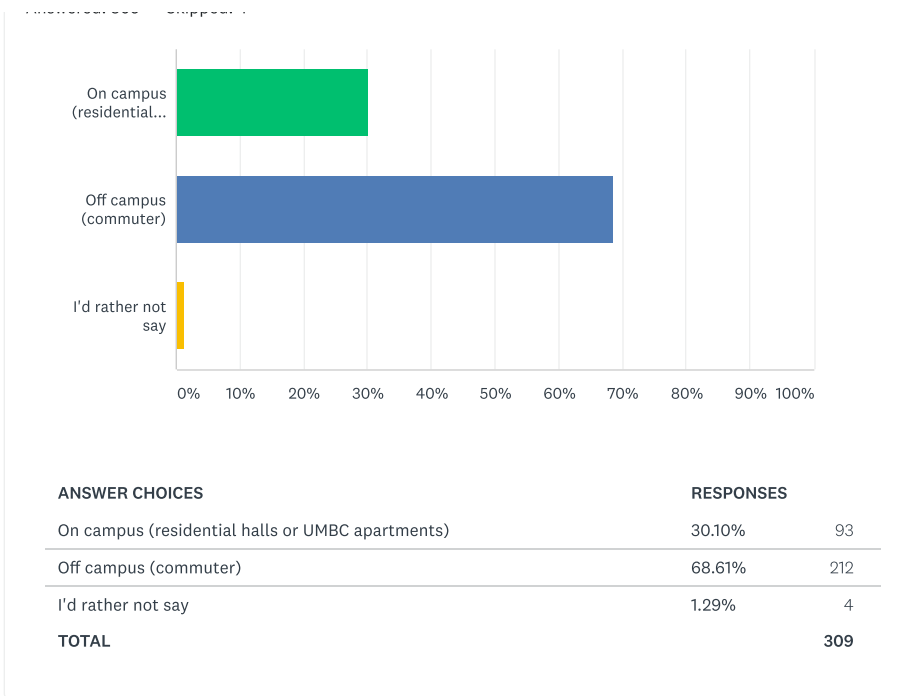
Tweet

Share

313 responses



SIGN UP FREE



Share Link

<https://www.surveymonkey.com/re...> COPY

Share Tweet Share

313 responses



SIGN UP FREE



Applied Sociology 12/16/2019 2:51 PM
NA 12/15/2019 8:58 PM
Animation 12/15/2019 2:08 PM
Political Science 12/13/2019 7:02 PM

Q12



Additional Questions or Comments:

Answered: 36 Skipped: 277

Stop wasting time and money. 12/15/2019 8:58 PM
<p>UMBC must focus on encouraging the community to make lifestyle changes to reduce our carbon footprint, like reducing our consumption of animal-based foods. Aside from that, it'd be great if UMBC gave the option to reuse or rent cap and gowns to undergrad students as part of its sustainability initiatives. The garment industry is hugely polluting, wasteful, and exploitative, and the vendor UMBC uses doesn't seem to offer any details on the materials and production of the graduation regalia. I am graduating this semester, but I decided not to go to the ceremony because there were no sustainable options for me to obtain the cap and gown. Many years ago, I committed to only buy used clothing and to only support companies committed to reduce their environmental impact and to adhere to high labor standards that protect the people making their products. I would have loved to attend the ceremony to celebrate my achievements. Still, I could not compromise my ethics and values by buying an unsustainable product that I would only use once and had no chance to pass on to another student to use in the future.</p> <p>12/13/2019 7:02 PM</p>
Green roofs!!!

Powered by SurveyMonkey

Check out our [sample surveys](#) and [create your own now!](#)

Share Link

<https://www.surveymonkey.com/re>

COPY

Share

Tweet

Share

313 responses



SIGN UP FREE



Share Link

<https://www.surveymonkey.com/re:>

COPY

Share

Tweet

Share

313 responses